



**XRAY**  
VISION

# DRIVING LIGHTS: **REIMAGINED**



The shape of driving lights has changed forever!



# Quad-optic LED Linear Driving Lights with true driving light performance

The LED linear driving light range combines Xray Vision's unique state-of-the-art Quad-optic LED Multiplexer Projection Technology with a distinctive, sleek form-factor. Available in true pencil beam, spread beam, and dual beam versions, Xray Vision quad-optic LED linear driving lights have changed the shape of driving lights forever!


The linear range are **nothing like these:**



They are like these!

We've taken up to four high performance driving lights and transformed them into a single unique, sleek form-factor

Whereas other LED products on the market are just **several worklights stuck together:**



Why would you fit two, four or more traditional driving lights, when you can fit **just one sleek product?**



*Old way* → *New way*

Dual beam models have individual pencil and spread beam switching:



*Pencil and spread beam*

*Spread beam only*

Do you want to be part of the crowd ... or stand out from the crowd?



Vehicles are getting sleeker mounting areas are getting smaller ...

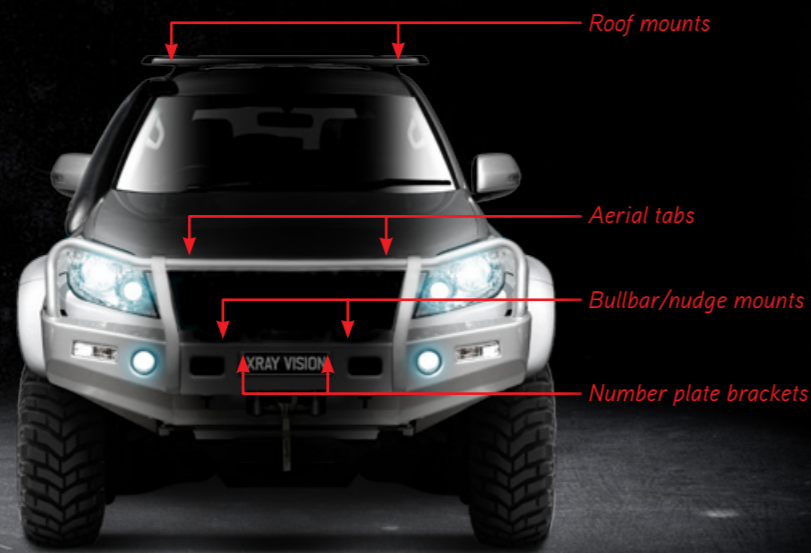


*Virtually infinite possible mounting locations*




Sleek design means high airflow allowing maximum light output while maximising vehicle cooling and performance

... an Xray Vision quad-optic LED linear driving light will mount anywhere you have a space ...



Linear driving lights are up to 30% lower profile than traditional LED off-road lightbars

Heavy duty die-cast alloy vertical heat sinking for maximum thermal efficiency and output performance:



*Unlike common cheap horizontal aluminium extrusion*


... four sizes in the range cover every mounting hole distance from 145mm to 1296mm

The linear driving light range can be mounted any way you want:





# Quad-optic LED Linear Driving Lights with true driving light performance



Versatile mounting brackets, reversible and 360° rotatable

Virtually unbreakable polycarbonate lens

Die-cast alloy body with vertical heat-sinking

Quad-optic LED multiplexer projection technology

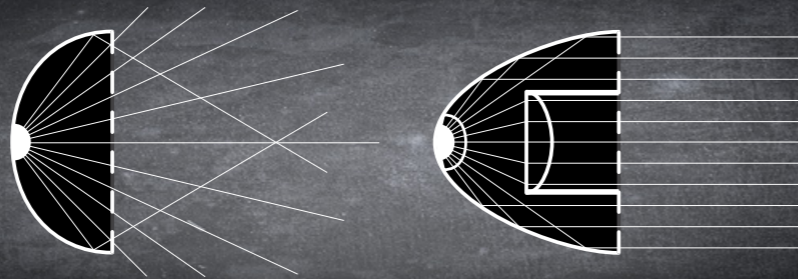
Dual beam versions feature individual beam switching

Distinctive integrated LED position lights

High power 10W CREE LEDs



The quad-optic LED linear driving lights are ideal for use in semi-rural areas, along coastal roads and highways, through hinterland winding hills, and for exploring beaches and bush tracks after dark. Suitable for interstate highway trucks, touring 4WDs, or even the family off-road wagon.

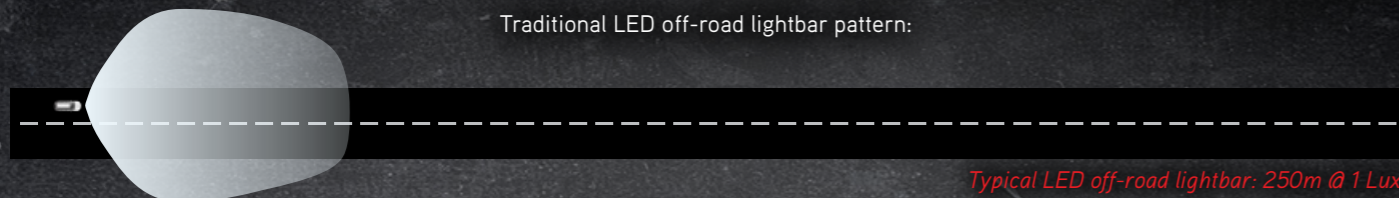


Traditional reflector-only design

Xray Vision quad-optic multiplexer

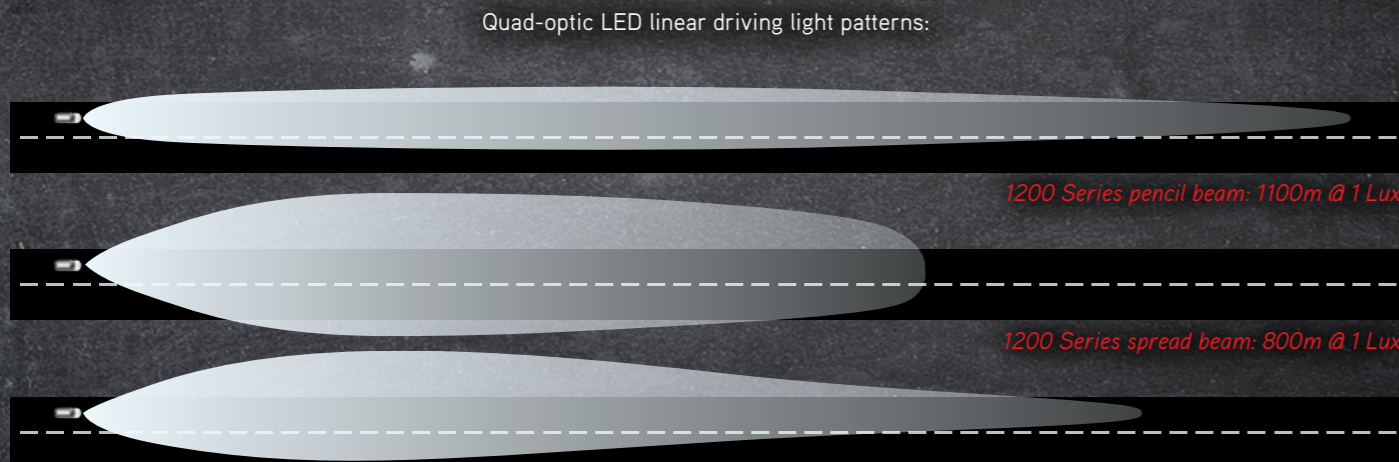
Quad-optic LED multiplexer projection technology focuses all the light onto the road ahead:

Traditional LED off-road lightbar pattern:



Typical LED off-road lightbar: 250m @ 1 Lux

Quad-optic LED linear driving light patterns:



1200 Series pencil beam: 1100m @ 1 Lux

1200 Series spread beam: 800m @ 1 Lux

1200 Series dual beam: 950m @ 1 Lux

### BODY

- Rugged die-cast alloy housing with high resistance to vibration and corrosion
- Large vertical fins ensure excellent thermal management allowing maximum light output at running temperature in all driving conditions
- Sealed and rated to IP67

### QUAD-OPTICS

- Quad-optic multiplexer projection technology accurately focuses and projects light from the LEDs to create true pencil and spread beam driving light patterns
- Dual beam versions have individual pencil and spread beam switching for the ultimate control in every situation—on-road and off-road
- Pencil beam models have a 5° beam pattern, spread beam models have a 5° x 10° beam pattern



### SLEEK FORM-FACTOR

Xray Vision linear driving lights are 30% lower profile than typical LED off-road lightbars!

### MOUNTING BRACKETS


- Vertical and horizontal beam adjusters provide infinite precision alignment of the exceptionally accurate driving light beam pattern
- Versatile reversible 360° rotating brackets provide unlimited mounting options and angles
- Four sizes in the range cover every mounting bolt spacing distance from 145mm right up to 1296mm

### LEDS

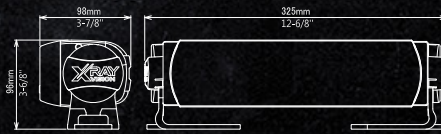
- High power 10W CREE LEDs with 6000K very white light output
- Multiplexer system creates homogeneous light pattern distribution
- Distinctive integrated LED position lights

## 300 Series 60W LED

Electrostatically coated die-cast alloy



Single Lamp Distance @ 1 Lux • Visible Distance



**DLX302LED**  
Clear Lens Pencil



- Six high powered 10W CREE LEDs (60W total)
- Multivoltage 12–30VDC, 4.2A (avr)


**DLX303LED**  
Clear Lens Spread



- Comes standard with 1.5 metres of tri-core cable
- 300 Series mounting hole distance range: 145mm to 435mm

## 600 Series 120W LED

Electrostatically coated die-cast alloy



Single Lamp Distance @ 1 Lux • Visible Distance



**DLX602LED**  
Clear Lens Pencil



- Twelve high powered 10W CREE LEDs (120W total)
- Multivoltage 12–30VDC, 8.4A (avr)


**DLX603LED**  
Clear Lens Spread



- Comes standard with 1.5 metres of tri-core cable
- 600 Series mounting hole distance range: 432 to 722mm

## 900 Series 180W LED

Electrostatically coated die-cast alloy



Single Lamp Distance @ 1 Lux • Visible Distance



**DLX901LED**  
Clear Lens Dual



- Dual beam version features individual pencil and spread beam switching

**DLX902LED**  
Clear Lens Pencil



- Eighteen high powered 10W CREE LEDs
- Multivoltage 12–30VDC, 12.6A (avr)
- 3 metres of quad-core cable standard


**DLX903LED**  
Clear Lens Spread




- 900 Series mounting hole distance range: 719mm to 1009mm

## 1200 Series 240W LED

Electrostatically coated die-cast alloy



Single Lamp Distance @ 1 Lux • Visible Distance



Dual beam version features individual pencil and spread beam switching

**DLX1201LED**  
Clear Lens Dual



- Twenty-four high powered 10W CREE LEDs
- 12–30VDC, 16.8A
- 3 metres of quad-core cable standard
- 1200 Series mounting hole distance range: 1006 to 1296mm

**DLX1202LED**  
Clear Lens Pencil



**DLX1203LED**  
Clear Lens Spread

