


2

1


REVISION

REV.	DESCRIPTION	ECN	DATE	BY
-	RELEASED	45128	10/24/2019	RJB

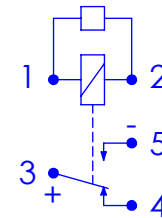
B



(3X) 4.8 AND (2X) 6.4
BLADE TERMINALS



CIRCUIT DIAGRAM



12V 10/20A
BOSCH # 0 332 207 108

A

NOTE:

- ALL DIMENSIONS ARE REFERENCE.
- REPLACES O.E.#: F5TZ-14N089-B, F57B14B192-AA, 88263-32070, 12065125, D1703A, 56006846, 4671168, 56042677AA, 13502676, 13266315, B130-67-720, 88922658

KEY CHARACTERISTIC		◇KPC/KCC 0 TOTAL 0 LAST NO. USED		○SC 0 TOTAL 0 LAST NO. USED	
DATE	10/24/2019	SCALE	NTS	DRAWN BY	 FOND DU LAC, WISCONSIN
MATERIAL	N/A			RJB	
FINISH	N/A			ENGINEER	
				SCC	
				TITLE	
				RELAY	
UNLESS OTHERWISE SPECIFIED DIM ARE IN MILLIMETERS ANGLE ±1° .X±0.3 .XX±0.13 GD&T ASME Y14.5-2009		 THIRD ANGLE		TYPE	
				SIZE	A
				SHEET	1 OF 1
				PART NO.	1R1066
				REV	-

View other replacement brake parts made by WVE on our website.