

4

3


2

1

FRONT

BACK

990701170

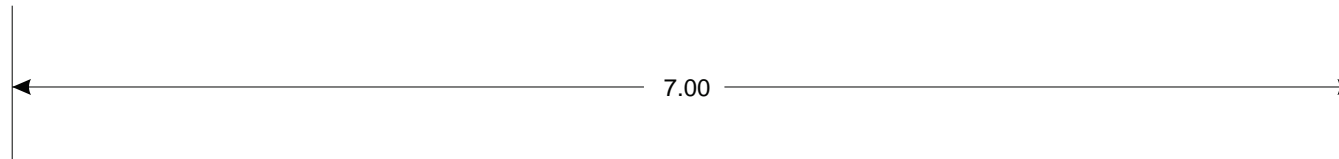


PLEASE READ THE FOLLOWING INSTRUCTIONS BEFORE INSTALLATION.

Pigtail Replacement
The wire colors of this pigtail may not match the wire colors on your vehicle. If the connector plugs into the component, the pigtail is correct.

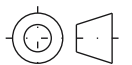
Connection
It is strongly suggested to solder the new pigtail wires to the vehicle harness wires utilizing Rosin Core solder and shrink tubing. Any other connection is only a temporary repair. Be certain to connect each wire of the new pigtail in the same location as the failed connector.

2.50



In some cases, product may not be manufactured by NGK SPARK PLUG CO., LTD (NGK) or its affiliate companies. Any questions regarding this product shall be solely directed to NGK SPARK PLUG CO., LTD or its affiliates at the contact information listed above.

En algunos casos, el producto no puede ser fabricado por NGK SPARK PLUG CO., LTD (NGK)

KEY CHARACTERISTIC		KPC/KCC 0 TOTAL 0 LAST NO. USED		SC 0 TOTAL 0 LAST NO. USED	
DATE	7/10/2018	SCALE	NTS	DRAWN BY	SAM
MATERIAL	20# WHITE SULFIDE PAPER		ENGINEER	TDS	
FINISH	BLACK PRINT DUPLEX		TITLE	INSTRUCTION SHEET	
UNLESS OTHERWISE SPECIFIED DIMENSIONS ARE IN INCHES ANGLE ± 1° .XX ± .015 .XXX ± .005 GD&T ASME Y14.5-2009	 THIRD ANGLE		TYPE	SIZE	SHEET
				B	1 OF 1
			MODEL	PART NO.	REV
				990701170	-

REV.	DESCRIPTION	ECN	DATE	BY
-	RELEASED	43810	7/10/2018	SAM

REVISION

4 FOLDS 2.5 X 1.0

Learn more about replacement transmission parts we have.