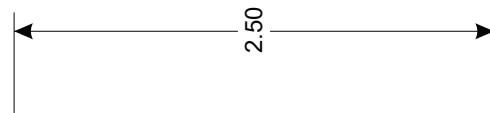


4


3

2

1



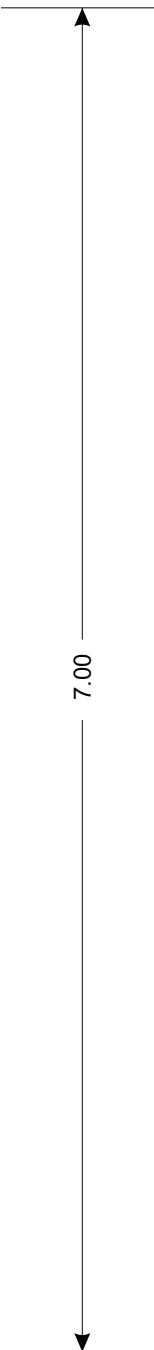
990701170



**PLEASE READ THE FOLLOWING INSTRUCTIONS BEFORE INSTALLATION.**

**Pigtail Replacement**  
The wire colors of this pigtail may not match the wire colors on your vehicle. If the connector plugs into the component, the pigtail is correct.

**Connection**  
It is strongly suggested to solder the new pigtail wires to the vehicle harness wires utilizing Rosin Core solder and shrink tubing; any other connection is only a temporary repair. Be certain to connect each wire of the new pigtail in the same location as the failed connector.



FRONT

BACK

B

A