

GLOW PLATE

PRODUCT FITMENT
CHRYSLER 300 2004-PRESENT



OFFICIAL LICENSED PRODUCT

MOPAR, JEEP, DODGE, HEMI, PLYMOUTH, RAM, SRT and related logos, vehicle model names and trade dress are trademarks of FCA US LLC and used under license. © 2017 FCA US LLC

1. PULL RELEASE STRAPS AND LEAN BOTH REAR SEATS FORWARD. PUT ON COTTON GLOVES TO AVOID GETTING FINGER PRINTS ON THE PLATE.



2. CENTER THE PLATE ON CARPET PANEL WITH GRAPHICS FACING THE REAR WINDOW. THE RECTANGULAR PROTRUSION IN CARPET ON BOTH SIDES CAN BE USED TO ALIGN PROFILE OF PRODUCT.



3. ONCE PRODUCT IS CENTERED APPLY FIRM PRESSURE TO PRODUCT AGAINST PANEL TO ACTIVATE THE VELCRO® MOUNTING PADS.




4. IF YOU PURCHASED THE POWER PACK PLUG IT IN AND MOUNT THE PACK TO SIDEWALL SO THAT IT IS HIDDEN WHEN SEATS ARE BACK. LOCK REAR SEATS BACK INTO PLACE.




OPTIONAL WIRING INSTRUCTIONS CHRYSLER 300

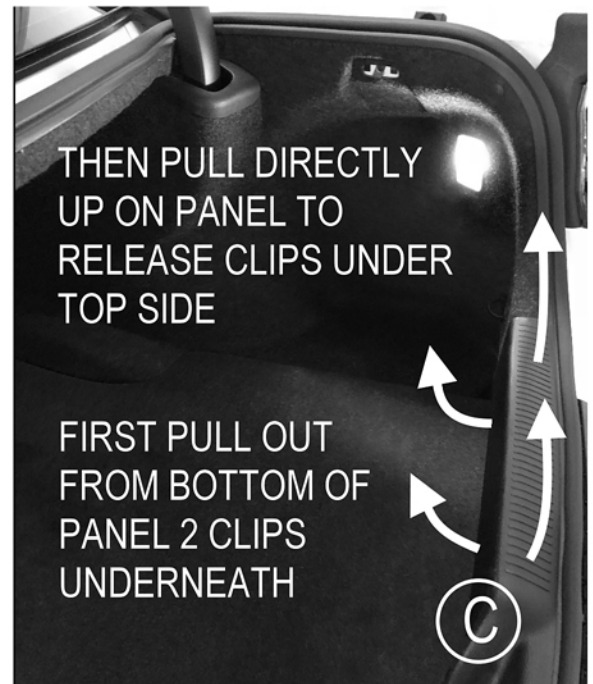

1. UNDO VELCRO CARPET SEAMS (A) AND PULL OUT TRUNK LINER (B) BY PULLING UP ON STRAP AT REAR.



2. REMOVE SCREWS SO YOU CAN PULL BACK CARPET PANEL. PULL OUT PLASTIC CLIP AFTER SCREW IS REMOVED.



3. FINISH REMOVING ALL PLASTIC RIVETS HOLDING SIDE CARPET PANEL. THE ONES WITH ROUND OPENING REQUIRE A LOT OF FORCE TO BE PULLED OUT IT HELPS TO ROCK BACK AND FORTH WHEN YOU ARE PULLING. REMOVE BACK PLASTIC PANEL SHOWN (C)



4. PRY BACK CARPET PANEL TO ACCESS THE HARNESS CONNECTED TO THE TAIL LIGHT. THE HARNESS (D) HAS 6 WIRES. USE THE RED CLAMPS PROVIDED TO CONNECT THE POWER WIRE FROM PRODUCT TO THE WHITE/PURPLE WIRE IN HARNESS IF YOU WANT THE PRODUCT TO COME ON ANY TIME YOUR CAR IS ON. IF YOU WANT POWER ONLY WHEN YOU PRESS YOUR BRAKES CONNECT TO THE WHITE WIRE WITH LIGHT GREEN STRIPE. CONNECT GROUND WIRE FROM PRODUCT TO THE BLACK WIRE IN HARNESS ON LEFT SIDE. PLEASE SEE TECH VIDEO IF YOU ARE UNFAMILIAR WITH USING THE RED TAP CLAMPS. IF YOU HAVE ANY ACCESSORIES PLEASE REFER TO THE INSTRUCTIONS THAT CAME WITH IT. PLACE PANELS BACK IN PLACE AFTER HIDING THE WIRING TO PRODUCT. REPLACE ALL RIVETS AND SCREWS. ENJOY THE PRODUCT!



Rely on premium accessory lighting by WindRestrictor if you're looking for quality and efficiency.