



# GP 200 BILLET CALIPER

## Caliper Highlights:

The **GP 200** billet caliper represents the newest lightweight (only .90 pounds) caliper specifically designed for tight fit applications while utilizing a standard 2.38" lug mount. The **GP 200** combines superior strength with a black anodized finish along with several new performance features.

The strength of the **GP 200** is a combination of process and design. **GP 200** calipers are fully CNC machined from premium grade alloy billet. The FEA generated body design incorporates a highly fortified transition between the piston housings and the bridges. Strengthening this critical area of the caliper has substantially increased its resistance to deflection and body separation under load. Structural deflection and volume displacement testing have proven the efficiency of this innovative design. Reductions in overall deflection, and the subsequent decreases in fluid volume displacement, translate to increased clamping efficiency with less pedal travel. The bottom line is a firm, responsive pedal with outstanding stopping power.

The **GP 200** uses heavy wall stainless steel pistons to resist corrosion and slow the heat transfer from the pads. The heavy wall sectional thickness improves pedal firmness and adds to the overall clamping efficiency by eliminating piston backside deflection at higher system pressures.

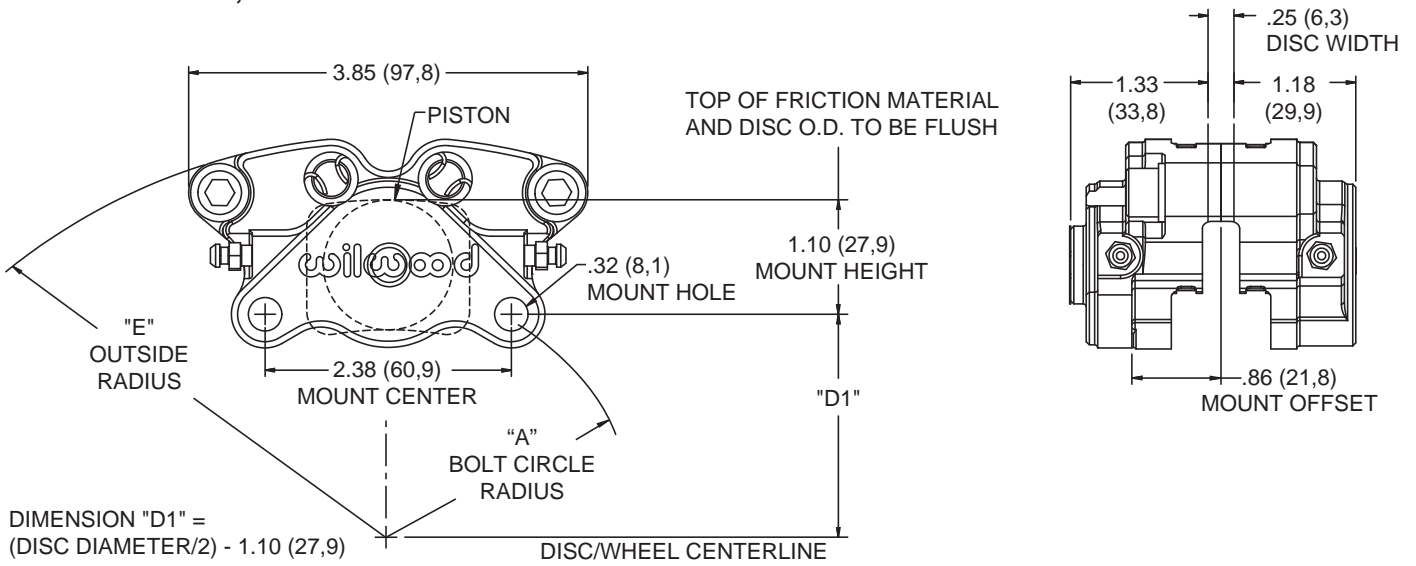
Every **GP 200** caliper is also fitted with replaceable stainless steel SRS bridge plates. SRS plates eliminate the bridge wear caused by pad gouging to extend the service life of the caliper body. The spring-loading action of the SRS plates also eliminates pad rattle and dampens the vibration harmonics that contribute to squeal during engagement. The package is completed with internal fluid passages and four corner bleed screws that allow mounting in any front, rear, left, or right side position.



## ORDERING INFORMATION:

<u>BORE SIZE</u>		<u>DISC WIDTH</u>		<u>PART NUMBER</u>
1.25"	31,8 mm	.25"	6,4 mm	120-12178

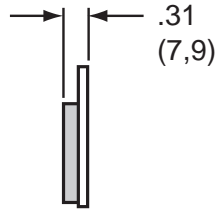
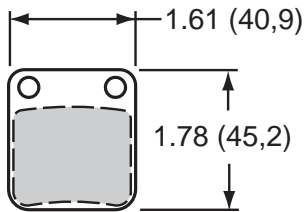
**GP 200 CALIPER, MOUNTING DIMENSIONS:**



INLET FITTING: 1/8-27 NPT

DISC DIAMETER	"E" OUTSIDE RADIUS	"D1" HEIGHT	"A" BOLT CIRCLE RADIUS
8.00 (203,2)	4.68 (118,9)	2.90 (73,7)	3.13 (79,5)
8.75 (222,2)	5.03 (127,8)	3.28 (83,2)	3.48 (88,4)
10.00 (254,0)	5.62 (142,8)	3.90 (99,1)	4.07 (103,4)
10.50 (266,7)	5.86 (148,9)	4.15 (105,4)	4.31 (109,6)
10.75 (273,0)	5.90 (149,9)	4.28 (108,6)	4.43 (112,6)
11.00 (278,4)	6.10 (155,0)	4.40 (111,8)	4.57 (115,0)

**GP 200 CALIPER, TYPE 4908 PAD DIMENSIONS AND ORDERING INFORMATION:**



**AXLE SET PART NO.**

150 - 12270K  
150 - 12128K

**PAD TYPE / COMPOUND**

4908 10 BP-10 Smart Pad  
4908 CM

**ORDERING INFORMATION, USER SERVICEABLE COMPONENTS:**

CALIPER PART NO.	PISTON	SQ RING KIT (4 PK)	BLEED SCREW (EA)	BODY SEAL (EA)	RETAINING CLIP PIN (EA)
120-12178	200-8488 (1.25")	130-3602	220-9969	210-2582	310-3634