

WHITELINE

AUTOMOTIVE *Flat out*

Fitting instructions for KCA349 Rear Sub-Frame Align & Lock Kit

This kit is designed to lock and or change the inclination of the rear sub-frame while removing bush compliance in **Nissan Silvia S13-S14, Skyline R32-R33 and 300ZX Z32**. The kit contains 4 small (2 with cut line) and 2 large engineering grade low compliance polyurethane rings.

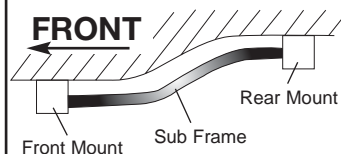
The rings are used to preload the sub frame mounts removing the excessive compliance. By following the instructions and locating the rings in different planes it is also possible to induce rear squat (maximum traction) or anti-squat (drift) properties.

1. With the vehicle resting on its wheels (ideally on a drive on hoist), loosen 2 sub-frame to chassis mount nuts on one side only.
2. Support the sub-frame using a suitable jack, remove the nuts and lower the subframe.
3. Fit KCA349 rings in the desired position. The following table shows the various position and expected outcomes.
4. Raise the subframe and refit mounting nuts.
5. Repeat steps 1-4 on the other side of vehicle.
6. Tighten all sub-frame mounting nuts. Torque setting 110nm is required.

This product is not designed for road use, it will increase NVH and should only be used with expert advice. It is however quite easy to install and remove the rings for weekend race meetings.

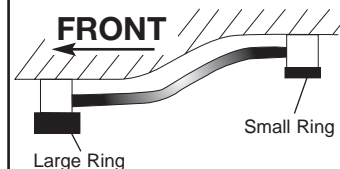
STANDARD

View from left side showing subframe position relative to body.



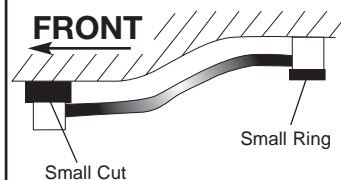
ALL ROUND PERFORMANCE

No diff alignment change. Minimal compliance in subframe bushes and mounts.



MAXIMUM TRACTION

Diff inclined for rear squat, reduced bush/ mount compliance.



DRIFT

Diff inclined for anti-squat, reduced bush/ mount compliance.

