



WHEEL MATE P R O D U C T S

Product Line-up

INSTALLATION NOTES

LUG NUTS INSTALLATION NOTES:

- Use manufacturer’s lug nut as specified.
- Tighten all lug nuts to proper torque specifications and retighten after 25 miles of driving.
- Impact wrenches may over or under tighten lug nuts, use a torque wrench to have the correct torque. Use the following as a guideline for passenger cars and light trucks.

Stud Thread Size	7/16"	12mm	1/2"	14mm	9/16"	5/8"
Torque in ft/lbs	70 - 80	75 - 85	75 - 85	85 - 95	105 - 115	125 - 135

BULK LUG NUTS



Part No.	Type	OD	Length	Thread	Finish	Inner Case	Master Case
Chrome Tuner Nuts - Internal Drive - 6 Points (0.80" O.D.)							
30802	6 PT Tuner	0.80"	1.26"	1/2"	Chrome	50	200
30805	6 PT Tuner	0.80"	1.26"	12x1.25	Chrome	50	200
30806	6 PT Tuner	0.80"	1.26"	12x1.50	Chrome	50	200
30807	6 PT Tuner	0.80"	1.26"	14x1.50	Chrome	50	200
30809	Tuner Key				Chrome		250



Chrome Tuner Nuts - Internal Drive - 8 Points (0.80" O.D.)							
30802N	8 PT Tuner	0.80"	1.26"	1/2"	Chrome	50	200
30805N	8 PT Tuner	0.80"	1.26"	12x1.25	Chrome	50	200
30805NK	8 PT Tuner	0.80"	1.26"	12x1.25	Black	50	200
30806N	8 PT Tuner	0.80"	1.26"	12x1.50	Chrome	50	200
30806NK	8 PT Tuner	0.80"	1.26"	12x1.50	Black	50	200
30807N	8 PT Tuner	0.80"	1.26"	14x1.50	Chrome	50	200
30808N	8 PT Tuner	0.80"	1.26"	12x1.75	Chrome	50	200
30809N	Tuner Key						250



Heat Treated Tuner Nuts - External Drive - 6 Splines (0.80" O.D.)							
30801G	Car 6 Spline	0.80"	1.35"	7/16"	Chrome	100	500
30802G	Car 6 Spline	0.80"	1.35"	1/2"	Chrome	100	500
30802GK	Car 6 Spline	0.80"	1.35"	1/2"	Black	100	500
30805G	Car 6 Spline	0.80"	1.35"	12x1.25	Chrome	100	500
30805GK	Car 6 Spline	0.80"	1.35"	12x1.25	Black	100	500
30806G	Car 6 Spline	0.80"	1.35"	12x1.50	Chrome	100	500
30806GK	Car 6 Spline	0.80"	1.35"	12x1.50	Black	100	500
30808G	Car 6 Spline	0.80"	1.35"	12x1.75	Chrome	100	500
30809G	Key Adapter (3/4", 13/16")				Chrome	100	500



Heat Treated O.E. Tuner Nuts - External Drive - 6 Splines (0.80" O.D.)							
30812G	Open End 6 Spline	0.80"	0.85"	1/2"			
30815G	Open End 6 Spline	0.80"	0.85"	12x1.25	Chrome		
30816G	Open End 6 Spline	0.80"	0.85"	12x1.50	Chrome		
30809G	Tuner Key (3/4", 13/16")					100	500



Heat Treated Truck Tuner Nuts-External Drive-6 Splines (0.90" O.D.)							
30802L	Truck 6 Spline	0.90"	2.0"	1/2"	Chrome	50	250
30803L	Truck 6 Spline	0.90"	2.0"	9/16"	Chrome	50	250
30803LK	Truck 6 Spline	0.90"	2.0"	9/16"	Black	50	250
30805L	Truck 6 Spline	0.90"	2.0"	12x1.25	Chrome	50	250
30806L	Truck 6 Spline	0.90"	2.0"	12x1.50	Chrome	50	250
30808L	Truck 6 Spline	0.90"	2.0"	12x1.75	Chrome	50	250
30807L	Truck 6 Spline	0.90"	2.0"	14x1.50	Chrome	50	250
30807LK	Truck 6 Spline	0.90"	2.0"	14x1.50	Black	50	250
30810L	Truck 6 Spline	0.90"	2.0"	14x2.00	Chrome	50	250
30820LK	Truck 6 Spline	0.90"	2.0"	14x2.00	Black	50	250
30809L	Key Adapter (7/8", 13/16")				Chrome		500

BULK LUG NUTS

Part No.	Type	OD	Length	Thread	Finish	Inner Case	Master Case
6 Spline Tuner Nuts - External Drive							
30802GN	Car 6 Spline	0.80"	1.35"	1/2"	Chrome	50	200
30802GNK	Car 6 Spline	0.80"	1.35"	1/2"	Black	50	200
30802GNR	Car 6 Spline	0.80"	1.35"	1/2"	Red	50	200
30802GNB	Car 6 Spline	0.80"	1.35"	1/2"	Blue	50	200
30802GNL	Car 6 Spline	0.80"	1.35"	1/2"	Purple	50	200
30802GND	Car 6 Spline	0.80"	1.35"	1/2"	Gold	50	200
30805GN	Car 6 Spline	0.80"	1.35"	12x1.25	Chrome	50	200
30805GNK	Car 6 Spline	0.80"	1.35"	12x1.25	Black	50	200
30805GNR	Car 6 Spline	0.80"	1.35"	12x1.25	Red	50	200
30805GNB	Car 6 Spline	0.80"	1.35"	12x1.25	Blue	50	200
30805GNL	Car 6 Spline	0.80"	1.35"	12x1.25	Purple	50	200
30805GND	Car 6 Spline	0.80"	1.35"	12x1.25	Gold	50	200
30806GN	Car 6 Spline	0.80"	1.35"	12x1.50	Chrome	50	200
30806GNK	Car 6 Spline	0.80"	1.35"	12x1.50	Black	50	200
30806GNR	Car 6 Spline	0.80"	1.35"	12x1.50	Red	50	200
30806GNB	Car 6 Spline	0.80"	1.35"	12x1.50	Blue	50	200
30806GNL	Car 6 Spline	0.80"	1.35"	12x1.50	Purple	50	200
30806GND	Car 6 Spline	0.80"	1.35"	12x1.50	Gold	50	200
30808GN	Car 6 Spline	0.80"	1.35"	12x1.75	Chrome	50	200
30809GN	Key Adapter (3/4", 13/16")						100



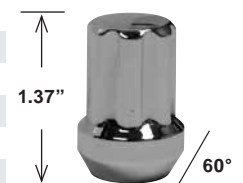
Open End Chrome Tuner Nuts - External Drive - 6 Splines							
30812GN	6 Spline	0.80"	0.85"	1/2"	Chrome	200	1000
30815GN	6 Spline	0.80"	0.85"	12x1.25	Chrome	200	1000
30816GN	6 Spline	0.80"	0.85"	12x1.50	Chrome	200	1000
30809G	Chrome Adapter (3/4", 13/16")				Chrome	100	500



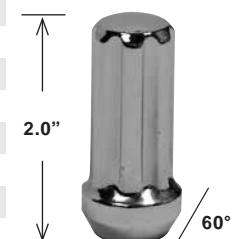
Open End Truck Chrome Tuner Nuts - External Drive - 7 Splines							
30813GN	7 Spline	0.90"	1.0"	1/2"	Chrome	100	500
30817GN	7 Spline	0.90"	1.0"	12x1.25	Chrome	100	500
30810GN	7 Spline	0.90"	1.0"	12x1.50	Chrome	100	500
30809LN	Chrome Adapter 7/8", 13/16"				Chrome	20	80



Duplex Short Tuner Nuts - External Drive - 7 Splines							
30803DN	7 Spline Short Duplex	0.90"	1.37"	9/16"	Chrome	50	500
30803DNK	7 Spline Short Duplex	0.90"	1.37"	9/16"	Black	50	500
30807DN	7 Spline Short Duplex	0.90"	1.37"	14x1.50	Chrome	50	500
30807DNK	7 Spline Short Duplex	0.90"	1.37"	14x1.50	Black	50	500
30809LN	Chrome Adapter 7/8", 13/16"					20	80




Tall Truck Chrome Tuner Nuts-External Drive- 7 Splines							
30802LN	Truck 7 Spline	0.90"	2.00"	1/2"	Chrome	40	160
30802LNK	Truck 7 Spline	0.90"	2.00"	1/2"	Black	40	160
30803LN	Truck 7 Spline	0.90"	2.00"	9/16"	Chrome	40	160
30803LNK	Truck 7 Spline	0.90"	2.00"	9/16"	Black	40	160
30803LNR	Truck 7 Spline	0.90"	2.00"	9/16"	Red	40	160
30803LNB	Truck 7 Spline	0.90"	2.00"	9/16"	Blue	40	160
30803LNL	Truck 7 Spline	0.90"	2.00"	9/16"	Purple	40	160
30803LND	Truck 7 Spline	0.90"	2.00"	9/16"	Gold	40	160
30805LN	Truck 7 Spline	0.90"	2.00"	12x1.25	Chrome	40	160
30806LN	Truck 7 Spline	0.90"	2.00"	12x1.50	Chrome	40	160




BULK LUG NUTS

Part No.	Type	OD	Length	Thread	Finish	Inner Case	Master Case
30806LNK	Truck 7 Spline	0.90"	2.00"	12x1.50	Black	40	160
30806LNR	Truck 7 Spline	0.90"	2.00"	12x1.50	Red	40	160
30806LNB	Truck 7 Spline	0.90"	2.00"	12x1.50	Blue	40	160
30806LNL	Truck 7 Spline	0.90"	2.00"	12x1.50	Purple	40	160
30806LND	Truck 7 Spline	0.90"	2.00"	12x1.50	Gold	40	160
30807LN	Truck 7 Spline	0.90"	2.00"	14x1.50	Chrome	40	160
30807LNK	Truck 7 Spline	0.90"	2.00"	14x1.50	Black	40	160
30807LNR	Truck 7 Spline	0.90"	2.00"	14x1.50	Red	40	160
30807LNB	Truck 7 Spline	0.90"	2.00"	14x1.50	Blue	40	160
30807LNL	Truck 7 Spline	0.90"	2.00"	14x1.50	Purple	40	160
30807LND	Truck 7 Spline	0.90"	2.00"	14x1.50	Gold	40	160
30808LN	Truck 7 Spline	0.90"	2.00"	12x1.75	Chrome	40	160
30810LN	Trunk 7 Spline	0.90"	2.00"	14x2.0	Chrome	40	160
30810LNK	Trunk 7 Spline	0.90"	2.00"	14x2.0	Black	40	160
30810LNR	Trunk 7 Spline	0.90"	2.00"	14x2.0	Red	40	160
30810LNB	Trunk 7 Spline	0.90"	2.00"	14x2.0	Blue	40	160
30810LNL	Trunk 7 Spline	0.90"	2.00"	14x2.0	Purple	40	160
30810LND	Trunk 7 Spline	0.90"	2.00"	14x2.0	Gold	40	160
30809LN	Chrome Key Adapter 7/8", 13/16"					20	80




Chrome ET Duplex Tuner Nuts - External Drive - 7 Splines

33421GN	7 Spline ET	0.90"	1.70"	7/16"	Chrome	50	200
33422GN	7 Spline ET	0.90"	1.70"	1/2"	Chrome	50	200
33425GN	7 Spline ET	0.90"	1.70"	12x1.25	Chrome	50	200
33426GN	7 Spline ET	0.90"	1.70"	12x1.50	Chrome	50	200
33426GNK	7 Spline ET	0.90"	1.70"	12x1.50	Black	50	200
33427GN	7 Spline ET	0.90"	1.70"	14x1.50	Chrome	50	200
30809LN	Chrome Key Adapter 7/8", 13/16"				Chrome	20	80




Chrome Tuner Bolts - External Drive - 6 Splines

40553GN	6 Spline Lug Bolt	0.75"	28mm	12x1.25	Chrome	50	200
40556GN	6 Spline Lug Bolt	0.75"	28mm	12x1.50	Chrome	50	200
40556GNK	6 Spline Lug Bolt	0.75"	28mm	12x1.50	Black	50	200
40552GN	6 Spline Lug Bolt	0.75"	30mm	12x1.50	Chrome	50	200
40552GNK	6 Spline Lug Bolt	0.75"	30mm	12x1.50	Black	50	200
40554GN	6 Spline Lug Bolt	0.75"	30mm	14x1.50	Chrome	50	200
40554GNK	6 Spline Lug Bolt	0.75"	30mm	14x1.50	Black	50	200
30809GN	Chrome Vanadium Adapter (3/4", 13/16")					50 pcs.	200 pcs.



Chrome Tuner Bolts - Internal Drive - 8 Points

40552N	8 Point	0.75"	31mm	12x1.50	Chrome	50	200
40553N	8 Point	0.75"	28mm	12x1.25	Chrome	50	200
40554N	8 Point	0.75"	31mm	14x1.50	Chrome	50	200
30809N	Chrome Tuner Key (3/4", 13/16" hex)				Chrome	20	100



Chrome Acorn Lug Nut TAIWAN (13/16")


30821	Acorn	13/16"Hex	1.40"	7/16"	Chrome	100	500
30822	Acorn	13/16"Hex	1.40"	1/2"	Chrome	100	500
30825	Acorn	13/16"Hex	1.40"	12x1.25	Chrome	100	500
30826	Acorn	13/16"Hex	1.40"	12x1.50	Chrome	100	500
30828	Acorn	13/16"Hex	1.40"	12x1.75	Chrome	100	500
30829	Acorn	13/16"Hex	1.40"	14x1.50	Chrome	100	500

BULK LUG NUTS


Part No.	Type	OD	Length	Thread	Finish	Inner Case	Master Case
Chrome Acorn Lug Nut (13/16" hex)							
30821N	Acorn	13/16"Hex	1.40"	7/16"	Chrome	100	500
30822N	Acorn	13/16"Hex	1.40"	1/2"	Chrome	100	500
30825N	Acorn	13/16"Hex	1.40"	12x1.25	Chrome	100	500
30826N	Acorn	13/16"Hex	1.40"	12x1.50	Chrome	100	500
30829N	Acorn	13/16"Hex	1.40"	14x1.50	Chrome	100	500




Chrome Acorn Bulge Lug Nut TAIWAN (13/16" hex)							
30911	Acorn Bulge	13/16"Hex	1.40"	7/16"	Chrome	100	500
30912	Acorn Bulge	13/16"Hex	1.40"	1/2"	Chrome	100	500
30915	Acorn Bulge	13/16"Hex	1.40"	12x1.25	Chrome	100	500
30916	Acorn Bulge	13/16"Hex	1.40"	12x1.50	Chrome	100	500
30918	Acorn Bulge	13/16"Hex	1.40"	12x1.75	Chrome	100	500
30917	Acorn Bulge	13/16"Hex	1.40"	14x1.50	Chrome	100	500
30919	Acorn Bulge	13/16"Hex	1.40"	14x2.0	Chrome	100	500



Acorn Bulge Lug Nut TAIWAN (3/4" hex)							
30912Z	Acorn Bulge	3/4"Hex	1.40"	1/2"	Chrome	100	500
30912ZK	Acorn Bulge	3/4"Hex	1.40"	1/2"	Black	100	500
30915Z	Acorn Bulge	3/4"Hex	1.40"	12x1.25	Chrome	100	500
30915ZK	Acorn Bulge	3/4"Hex	1.40"	12x1.25	Black	100	500
30916Z	Acorn Bulge	3/4"Hex	1.40"	12x1.50	Chrome	100	500
30916ZK	Acorn Bulge	3/4"Hex	1.40"	12x1.50	Black	100	500
30917Z	Acorn Bulge	13/16"Hex	1.40"	14x1.50	Chrome	100	500



Acorn Bulge Lug Nut (3/4" hex)							
30912N	Acorn Bulge	3/4"Hex	1.40"	1/2"	Chrome	100	500
30912NK	Acorn Bulge	3/4"Hex	1.40"	1/2"	Black	100	500
30912NR	Acorn Bulge	3/4"Hex	1.40"	1/2"	Red	100	500
30912NB	Acorn Bulge	3/4"Hex	1.40"	1/2"	Blue	100	500
30912NL	Acorn Bulge	3/4"Hex	1.40"	1/2"	Purple	100	500
30912ND	Acorn Bulge	3/4"Hex	1.40"	1/2"	Gold	100	500
30915N	Acorn Bulge	3/4"Hex	1.40"	12x1.25	Chrome	100	500
30915NK	Acorn Bulge	3/4"Hex	1.40"	12x1.25	Black	100	500
30915NR	Acorn Bulge	3/4"Hex	1.40"	12x1.25	Red	100	500
30915NB	Acorn Bulge	3/4"Hex	1.40"	12x1.25	Blue	100	500
30915NL	Acorn Bulge	3/4"Hex	1.40"	12x1.25	Purple	100	500
30915ND	Acorn Bulge	3/4"Hex	1.40"	12x1.25	Gold	100	500
30916N	Acorn Bulge	3/4"Hex	1.40"	12x1.50	Chrome	100	500
30916NK	Acorn Bulge	3/4"Hex	1.40"	12x1.50	Black	100	500
30916NR	Acorn Bulge	3/4"Hex	1.40"	12x1.50	Red	100	500
30916NB	Acorn Bulge	3/4"Hex	1.40"	12x1.50	Blue	100	500
30916NL	Acorn Bulge	3/4"Hex	1.40"	12x1.50	Purple	100	500
30916ND	Acorn Bulge	3/4"Hex	1.40"	12x1.50	Gold	100	500
30918N	Acorn Bulge	3/4"Hex	1.40"	12x1.75	Chrome	100	500
30918NK	Acorn Bulge	3/4"Hex	1.40"	12x1.75	Black	100	500
30917N	Acorn Bulge	3/4"Hex	1.40"	14x1.50	Chrome	100	500
30917NK	Acorn Bulge	3/4"Hex	1.40"	14x1.50	Black	100	500
30917NR	Acorn Bulge	3/4"Hex	1.40"	14x1.50	Red	100	500
30917NB	Acorn Bulge	3/4"Hex	1.40"	14x1.50	Blue	100	500



BULK LUG NUTS

Part No. Type OD Length Thread Finish Inner Case Master Case

Open End Acorn Bulge TAIWAN (13/16")



30901	Open End Bulge	13/16"Hex	0.85"	7/16"	Chrome	100	500
30902	Open End Bulge	13/16"Hex	0.85"	1/2"	Chrome	100	500
30905	Open End Bulge	13/16"Hex	0.85"	12x1.25	Chrome	100	500
30906	Open End Bulge	13/16"Hex	0.85"	12x1.50	Chrome	100	500
30907	Open End Bulge	13/16"Hex	0.85"	14x1.50	Chrome	100	500
30908	Open End Bulge	13/16"Hex	0.85"	12x1.75	Chrome	100	500
30909	Open End Bulge	13/16"Hex	0.85"	14x2.0	Chrome	100	500

Open End Acorn Bulge TAIWAN (3/4")




30901Z	Open End Bulge	3/4"Hex	0.85"	7/16"	Zinc	100	500
30902Z	Open End Bulge	3/4"Hex	0.85"	1/2"	Zinc	100	500
30903Z	Open End Bulge	3/4"Hex	0.85"	9/16"	Zinc	100	500
30905Z	Open End Bulge	3/4"Hex	0.85"	12x1.25	Zinc	100	500
30905ZK	Open End Bulge	3/4"Hex	0.85"	12x1.25	Black	100	500
30906Z	Open End Bulge	3/4"Hex	0.85"	12x1.50	Zinc	100	500
30906ZK	Open End Bulge	3/4"Hex	0.85"	12.x1.50	Black	100	500
30907Z	Open End Bulge	3/4"Hex	0.85"	14x1.50	Zinc	100	500
30908Z	Open End Bulge	3/4"Hex	0.85"	12x1.75	Zinc	100	500
30909Z	Open End Bulge	3/4"Hex	0.85"	14x2.0	Zinc	100	500

Open End Acorn Bulge (3/4")




30901N	Open End Bulge	3/4"Hex	0.85"	7/16"	Zinc	100	500
30902N	Open End Bulge	3/4"Hex	0.85"	1/2"	Zinc	100	500
30905N	Open End Bulge	3/4"Hex	0.85"	12x1.25	Zinc	100	500
30906N	Open End Bulge	3/4"Hex	0.85"	12x1.50	Zinc	100	500
30907N	Open End Bulge	3/4"Hex	0.85"	14x1.50	Zinc	100	500
30909N	Open End Bulge	3/4"Hex	0.85"	14x2.0	Zinc	100	500

Tall Acorn Bulge Lug Nut TAIWAN (3/4" hex)



3091ZL	Tall Acorn Bulge	3/4"Hex	1.90"	7/16"	Chrome	50	250
3092ZL	Tall Acorn Bulge	3/4"Hex	1.90"	1/2"	Chrome	50	250
3093ZL	Tall Acorn Bulge	3/4"Hex	1.90"	9/16"	Chrome	50	250
3095ZL	Tall Acorn Bulge	3/4"Hex	1.90"	12x1.25	Chrome	50	250
3096ZL	Tall Acorn Bulge	3/4"Hex	1.90"	12x1.50	Chrome	50	250
3097ZL	Tall Acorn Bulge	3/4"Hex	1.90"	14x1.50	Chrome	50	250
3098ZL	Tall Acorn Bulge	3/4"Hex	1.90"	12x1.75	Chrome	50	250
3099ZL	Tall Acorn Bulge	3/4"Hex	1.90"	14x2.0	Chrome	50	250

Tall Acorn Bulge Lug Nut (3/4" hex)




3092LX	Tall Acorn Bulge	3/4"Hex	1.90"	1/2"	Chrome	40	160
3092LXK	Tall Acorn Bulge	3/4"Hex	1.90"	1/2"	Black	40	160
3092LXR	Tall Acorn Bulge	3/4"Hex	1.90"	1/2"	Red	40	160
3092LXB	Tall Acorn Bulge	3/4"Hex	1.90"	1/2"	Blue	40	160
3092LXL	Tall Acorn Bulge	3/4"Hex	1.90"	1/2"	Purple	40	160
3092LXD	Tall Acorn Bulge	3/4"Hex	1.90"	1/2"	Gold	40	160
3092LXG	Tall Acorn Bulge	3/4"Hex	1.90"	1/2"	Green	40	160
3093LX	Tall Acorn Bulge	3/4"Hex	1.90"	9/16"	Chrome	40	160
3093LXK	Tall Acorn Bulge	3/4"Hex	1.90"	9/16"	Black	40	160
3093LXR	Tall Acorn Bulge	3/4"Hex	1.90"	9/16"	Red	40	160
3093LXB	Tall Acorn Bulge	3/4"Hex	1.90"	9/16"	Blue	40	160
3093LXL	Tall Acorn Bulge	3/4"Hex	1.90"	9/16"	Purple	40	160

BULK LUG NUTS

Part No.	Type	OD	Length	Thread	Finish	Inner Case	Master Case
3093LXD	Tall Acorn Bulge	3/4"Hex	1.90"	9/16"	Gold	40	160
3093LXG	Tall Acorn Bulge	3/4"Hex	1.90"	9/16"	Green	40	160
3096LX	Tall Acorn Bulge	3/4"Hex	1.90"	12x1.50	Chrome	40	160
3096LXK	Tall Acorn Bulge	3/4"Hex	1.90"	12x1.50	Black	40	160
3096LXR	Tall Acorn Bulge	3/4"Hex	1.90"	12x1.50	Red	40	160
3096LXB	Tall Acorn Bulge	3/4"Hex	1.90"	12x1.50	Blue	40	160
3096LXL	Tall Acorn Bulge	3/4"Hex	1.90"	12x1.50	Purple	40	160
3096LXD	Tall Acorn Bulge	3/4"Hex	1.90"	12x1.50	Gold	40	160
3096LXG	Tall Acorn Bulge	3/4"Hex	1.90"	12x1.50	Green	40	160
3097LX	Tall Acorn Bulge	3/4"Hex	1.90"	14x1.50	Chrome	40	160
3097LXK	Tall Acorn Bulge	3/4"Hex	1.90"	14x1.50	Black	40	160
3097LXR	Tall Acorn Bulge	3/4"Hex	1.90"	14x1.50	Red	40	160
3097LXB	Tall Acorn Bulge	3/4"Hex	1.90"	14x1.50	Blue	40	160
3097LXL	Tall Acorn Bulge	3/4"Hex	1.90"	14x1.50	Purple	40	160
3097LXD	Tall Acorn Bulge	3/4"Hex	1.90"	14x1.50	Gold	40	160
3097LXG	Tall Acorn Bulge	3/4"Hex	1.90"	14x1.50	Green	40	160
3099LX	Tall Acorn Bulge	3/4"Hex	1.90"	14x2.0	Chrome	40	160
3099LXK	Tall Acorn Bulge	3/4"Hex	1.90"	14x2.0	Black	40	160
3099LXR	Tall Acorn Bulge	3/4"Hex	1.90"	14x2.0	Red	40	160
3099LXB	Tall Acorn Bulge	3/4"Hex	1.90"	14x2.0	Blue	40	160
3099LXL	Tall Acorn Bulge	3/4"Hex	1.90"	14x2.0	Purple	40	160
3099LXD	Tall Acorn Bulge	3/4"Hex	1.90"	14x2.0	Gold	40	160
3099LXG	Tall Acorn Bulge	3/4"Hex	1.90"	14x2.0	Green	40	160

X Tall Acorn Bulge Lug Nut (13/16" hex)

3097XL	X Tall Acorn Bulge	13/16"Hex	2.05"	14x1.50	Chrome	50	250
3099XL	X Tall Acorn Bulge	13/16"Hex	2.05"	14x2.0	Chrome	50	250



Open End O.E.M. Zinc Lug Nut (13/16" hex)

38201	O.E.M. Open End	13/16"Hex	0.63"	7/16"	Zinc	100	500
38202	O.E.M. Open End	13/16"Hex	0.63"	1/2"	Zinc	100	500
38203	O.E.M. Open End	13/16"Hex	0.63"	9/16"	Zinc	100	500
38205	O.E.M. Open End	13/16"Hex	0.63"	12x1.25	Zinc	100	500
38206	O.E.M. Open End	13/16"Hex	0.63"	12x1.50	Zinc	100	500
38207	O.E.M. Open End	13/16"Hex	0.63"	12x1.75	Zinc	100	500
38208	O.E.M. Open End	13/16"Hex	0.63"	14x1.50	Zinc	100	500




Open End O.E.M. Zinc Lug Nut (3/4" hex)

38201Z	O.E.M. Open End	3/4"Hex	0.63"	7/16"	Zinc	100	500
38202Z	O.E.M. Open End	3/4"Hex	0.63"	1/2"	Zinc	100	500
38203Z	O.E.M. Open End	3/4"Hex	0.63"	9/16"	Zinc	100	500
38205Z	O.E.M. Open End	3/4"Hex	0.63"	12x1.25	Zinc	100	500
38206Z	O.E.M. Open End	3/4"Hex	0.63"	12x1.50	Zinc	100	500
38207Z	O.E.M. Open End	3/4"Hex	0.63"	12x1.75	Zinc	100	500
38208Z	O.E.M. Open End	3/4"Hex	0.63"	14x1.50	Zinc	100	500




BULK LUG NUTS & SPECIALTY NUTS

Part No.	Type	OD	Length	Thread	Finish	Inner Case	Master Case
----------	------	----	--------	--------	--------	------------	-------------




Lug Centric (ET) Lug Nut (13/16" hex)

33421	Lug Centric ET	13/16"Hex	1.39"	7/16"	Zinc	100	500
33422	Lug Centric ET	13/16"Hex	1.39"	1/2"	Zinc	100	500
33425	Lug Centric ET	13/16"Hex	1.39"	12x1.25	Zinc	100	500
33426	Lug Centric ET	13x16"Hex	1.39"	12x1.50	Zinc	100	500
33427	Lug Centric ET	13/16"Hex	1.39"	14x1.50	Zinc	100	500
33428	Lug Centric ET	13/16"Hex	1.39"	12x1.75	Zinc	100	500



Lug Centric (ET) Lug Nut (3/4" hex)

33421Z	Lug Centric ET	3/4"Hex	1.39"	7/16"	Zinc	100	500
33422Z	Lug Centric ET	3/4"Hex	1.39"	1/2"	Zinc	100	500
33425Z	Lug Centric ET	3/4"Hex	1.39"	12x1.25	Zinc	100	500
33426Z	Lug Centric ET	3/4"Hex	1.39"	12x1.50	Zinc	100	500
33427Z	Lug Centric ET	3/4"Hex	1.39"	14x1.50	Zinc	100	500
33428Z	Lug Centric ET	3/4"Hex	1.39"	12x1.75	Zinc	100	500



Open End Lug Centric (ET) Lug Nut (13/16" hex)

33431	Open End Lug Centric ET	13/16"Hex	1.00"	7/16"	Zinc	100	500
33432	Open End Lug Centric ET	13/16"Hex	1.00"	1/2"	Zinc	100	500
33435	Open End Lug Centric ET	13/16"Hex	1.00"	12x1.25	Zinc	100	500
33436	Open End Lug Centric ET	13/16"Hex	1.00"	12x1.50	Zinc	100	500
33437	Open End Lug Centric ET	13/16"Hex	1.00"	14x1.50	Zinc	100	500
33438	Open End Lug Centric ET	13/16"Hex	1.00"	12x1.75	Zinc	100	500



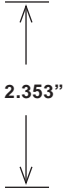
Open End Lug Centric (ET) Lug Nut (3/4" hex)

33431Z	Open End Lug Centric ET	3/4"Hex	1.00"	7/16"	Zinc	100	500
33432Z	Open End Lug Centric ET	3/4"Hex	1.00"	1/2"	Zinc	100	500
33435Z	Open End Lug Centric ET	3/4"Hex	1.00"	12x1.25	Zinc	100	500
33436Z	Open End Lug Centric ET	3/4"Hex	1.00"	12x1.50	Zinc	100	500
33437Z	Open End Lug Centric ET	3/4"Hex	1.00"	14x1.50	Zinc	100	500
33438Z	Open End Lug Centric ET	3/4"Hex	1.00"	12x1.75	Zinc	100	500



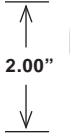
Chrome Standard Mag Lug Nut (13/16" hex, 0.80 shank length)

32821	Standard Mag	13/16"Hex	1.675"	7/16"	Zinc	100	500
32822	Standard Mag	13/16"Hex	1.675"	1/2"RH	Zinc	100	500
32824	Standard Mag	13/16"Hex	1.675"	1/2"LH	Zinc	100	500
32825	Standard Mag	13/16"Hex	1.675"	12x1.25	Zinc	100	500
32826	Standard Mag	13/16"Hex	1.675"	12x1.50	Zinc	100	500
32829	Standard Mag	13/16"Hex	1.675"	14x1.50	Zinc	100	500



Cragar Style (SST) Mag Lug Nut (13/16" hex, 1.375" shank length)

34921	Cragar Style Mag Lug Nut	13/16"Hex	2.353"	1/2"RH	Chrome	50	250
34922	Cragar Style Mag Lug Nut	13/16"Hex	2.353"	9/16"RH	Chrome	50	250
34924	Cragar Style Mag Lug Nut	13/16"Hex	2.353"	12x1.25	Chrome	50	250
34925	Cragar Style Mag Lug Nut	13/16"Hex	2.353"	12x1.50	Chrome	50	250




Chrome Duplex Mag Lug Nut (7/8" hex, 1.00" shank length)

34602	Duplex Mag Lug Nut	7/8"Hex	2.00"	1/2"RH	Chrome	50	250
34604	Duplex Mag Lug Nut	7/8"Hex	2.00"	9/16"RH	Chrome	50	250
34649	Duplex Mag Lug Nut	7/8"Hex	2.00"	14x1.50	Chrome	50	250

BULK LUG NUTS, BOLTS, & SPECIALTY NUTS

Part No.	Type	OD	Length	Thread	Finish	Inner Case	Master Case
Chrome XL Bulge Acorn Lug Nut (3/4" hex)							
35103Z	XL Bulge Acorn Lug Nut	3/4"Hex	2.30"	1/2"RH	Chrome	50	250
35105Z	XL Bulge Acorn Lug Nut	3/4"Hex	2.30"	9/16"RH	Chrome	50	250
35107Z	XL Bulge Acorn Lug Nut	3/4"Hex	2.30"	14x1.50	Chrome	50	250
35108Z	XL Bulge Acorn Lug Nut	3/4"Hex	2.30"	14x2.00	Chrome	50	250




Chrome Duplex Acorn Lug Nut (7/8" hex)							
35103	Duplex Acorn Lug Nut	7/8"Hex	1.87"	1/2"RH	Zinc	50	250
35105	Duplex Acorn Lug Nut	7/8"Hex	1.87"	9/16"RH	Zinc	50	250
30419	Duplex Acorn Lug Nut	7/8"Hex	1.87"	14x1.50	Zinc	50	250
35108	Duplex Acorn Lug Nut	7/8"Hex	1.87"	14x2.00	Zinc	50	250




Chrome XL Duplex Acorn Lug Nut (7/8" hex)							
35401	XL Duplex Acorn Lug Nut	7/8"Hex	2.32"	9/16"RH	Zinc	50	250
35402	XL Duplex Acorn Lug Nut	7/8"Hex	2.32"	9/16"LH	Zinc	50	250
35409	XL Duplex Acorn Lug Nut	7/8"Hex	2.32"	14x1.50	Zinc	50	250
35410	XL Duplex Acorn Lug Nut	7/8"Hex	2.32"	14x2.00	Zinc	50	250




Ball Seat Lug Bolts (17mm hex)							
40571	12R Ball Seat	17mm	39mm	12x1.50	Chrome	40	160
40571K	12R Ball Seat	17mm	39mm	12x1.50	Black	40	160
40571X	12R Ball Seat	17mm	45mm	12x1.50	Chrome	40	160
40571L	12R Ball Seat	17mm	39mm	12x1.50	Chrome	40	160
40571XL	12R Ball Seat	17mm	50mm	12x1.50	Chrome	40	160
40571XX	12R Ball Seat	17mm	55mm	12x1.50	Chrome	40	160
40571T	12R Ball Seat	17mm	60mm	12x1.50	Chrome	40	160
40572	12R Ball Seat	17mm	28mm	12x1.50	Chrome	50	200
40572K	12R Ball Seat	17mm	28mm	12x1.50	Black	40	160
40572L	12R Ball Seat	17mm	37mm	12x1.50	Chrome	40	160
40573K	12R Ball Seat	17mm	39mm	12x1.50	Black	40	160
40573L	12R Ball Seat	17mm	39mm	14x1.50	Chrome	50	200
40573LK	12R Ball Seat	17mm	39mm	14x1.50	Black	40	160
40573XK	12R Ball Seat	17mm	45mm	14x1.50	Black	40	160
40573XXK	12R Ball Seat	17mm	50mm	14x1.50	Black	40	160
40577	12R Ball Seat	17mm	28mm	14x1.50	Chrome	50	200
40577L	12R Ball Seat	17mm	39mm	14x1.50	Chrome	40	160
40577X	12R Ball Seat	17mm	45mm	14x1.50	Chrome	40	160
40577XL	12R Ball Seat	17mm	50mm	14x1.50	Chrome	40	160
40577XX	12R Ball Seat	17mm	55mm	14x1.50	Chrome	50	200
40577T	12R Ball Seat	17mm	60mm	14x1.50	Chrome	40	160
40577TL	12R Ball Seat	17mm	64mm	14x1.50	Chrome	40	160



Cone Seat Lug Bolts (17mm/19mm hex)							
40580	Cone Seat	19mm	28mm	12x1.25	Chrome	50	200
40581	Cone Seat	19mm	39mm	12x1.25	Chrome	40	160
40574	Cone Seat	17mm	28mm	12x1.50	Chrome	50	200
40574K	Cone Seat	17mm	28mm	12x1.50	Black	40	160
40574L	Cone Seat	17mm	39mm	12x1.50	Chrome	50	200
40574LK	Cone Seat	17mm	39mm	12x1.50	Black	40	160
40574X	Cone Seat	17mm	45mm	12x1.50	Chrome	40	160
40574XL	Cone Seat	17mm	50mm	12x1.50	Chrome	40	160
40574XK	Cone Seat	17mm	45mm	12x1.50	Black	40	160




BULK LUG NUTS, BOLTS, & OEM LUG NUTS



Part No.	Type	OD	Length	Thread	Finish	Inner Case	Master Case
40574XX	Cone Seat	17mm	55mm	12x1.50	Chrome	40	160
40574XXK	Cone Seat	17mm	50mm	12x1.50	Black	40	160
40576K	Cone Seat	17mm	28mm	12x1.50	Black	40	160
40578	Cone Seat	17mm	25mm	12x1.50	Chrome	50	200
40579K	Cone Seat	17mm	38mm	12x1.50	Black	40	160
40579LK	Cone Seat	17mm	48mm	12x1.50	Black	50	200
40582K	Cone Seat	17mm	28mm	14x1.25	Black	50	200
40582L	Cone Seat	17mm	39mm	14x1.25	Chrome	40	160
40582LK	Cone Seat	17mm	39mm	14x1.25	Black	40	160
40582XK	Cone Seat	17mm	45mm	14x1.25	Black	40	160
40582XXK	Cone Seat	17mm	50mm	14x1.25	Black	50	200
40582XLK	Cone Seat	17mm	50mm	14x1.25	Black	50	200
40574LSK	Cone Seat	17mm	33mm	14x1.50	Black	40	160
40574LS	Cone Seat	17mm	33mm	14x1.50	Chrome	40	160
40576S	Cone Seat	17mm	24mm	14x1.50	Chrome	40	160
40576	Cone Seat	17mm	28mm	14x1.50	Chrome	40	160
40576L	Cone Seat	17mm	39mm	14x1.50	Chrome	50	200
40576LK	Cone Seat	17mm	39mm	14x1.50	Black	40	160
40576X	Cone Seat	17mm	45mm	14x1.50	Chrome	40	160
40576XK	Cone Seat	17mm	45mm	14x1.50	Black	40	160
40576XL	Cone Seat	17mm	50mm	14x1.50	Chrome	40	160
40576XX	Cone Seat	17mm	55mm	14x1.50	Chrome	40	160
40576XXK	Cone Seat	17mm	50mm	14x1.50	Black	40	160
40576T	Cone Seat	17mm	60mm	14x1.50	Chrome	40	160
40574S	Cone Seat	17mm	25mm	14x1.50	Chrome	40	160
40579	Cone Seat	17mm	38mm	14x1.50	Chrome	50	200
40579L	Cone Seat	17mm	48mm	14x1.50	Chrome	50	200

OEM Toyota/Lexus Mag Lug Nuts




31116	Passenger Car OEM Mag	13/16"	1.45"	12x1.50	Chrome	60	300
31116K	Passenger Car OEM Mag	13/16"	1.45"	12x1.50	Black	60	300
31116T	Passenger Car OEM Mag	13/16"	1.86"	12x1.50	Chrome	60	300
31116TK	Passenger Car OEM Mag	13/16"	1.86"	12x1.50	Black	60	300
31118	Truck OEM Mag	7/8"	1.83"	14x1.5.0	Chrome	50	250
31118K	Truck OEM Mag	7/8"	1.83"	14x1.50	Black	50	250

OEM Nissan/Infiniti Mag Lug Nuts

31115	Passenger Car OEM Mag	13/16"	1.45"	12x1.25	Chrome	60	300
31115K	Passenger Car OEM Mag	13/16"	1.45"	12x1.25	Black	60	300

OEM Range Rover Mag Lug Nuts



31119	OEM Mag Lug	7/8"	1.60"	14x1.50	Chrome	50	250
31119K	OEM Mag Lug	7/8"	1.60"	14x1.50	Black	50	250

Porsche Lug Nuts (19mm hex)

40575E	Open End Lug nut	3/4"		14x1.50	Zinc	50	500
40575	Open End Lug Nut	3/4"	1.26"	14x1.50	Zinc	50	500

Part No.	Type	OD	Length	Thread	Finish	Inner Case	Master Case
----------	------	----	--------	--------	--------	------------	-------------

OEM GM Truck Style Lug Nuts / Outside Thread

30901T	Truck Dual Thread	7/8"	1.13"	7/16"	Yellow Zinc	25	250
30902T	Truck Dual Thread	7/8"	1.13"	1/2"	yellow Zinc	25	250
30903T	Truck Dual Thread	7/8"	1.13"	9/16"	Yellow Zinc	25	250
30906T	Truck Dual Thread	7/8"	1.13"	12x1.50	Yellow Zinc	25	250
30907T	Truck Dual Thread	7/8"	1.13"	14x1.50	Yellow Zinc	25	250



OEM Ford Truck Lug Nut

30917XL	OEM Truck Lug	13/16"	2.17"	14x1.50	Chrome	20	200
30917XLK	OEM Truck Lug	13/16"	2.17"	14x1.50	Black	20	200
30919LX	OEM Truck Lug	13/16"	2.17"	14x2.00	Chrome	20	200
30919LXK	OEM Truck Lug	13/16"	2.17"	14x2.00	Black	20	200



OEM Dodge Truck Lug Nut

32827L	Passenger Car OEM Mag	13/16"	1.50"	14x1.50	Chrome	25	250
30917L	Large Acorn Bulge	7/8"	1.50"	14x1.50	Chrome	25	250
30917LK	Large Acorn Bulge	7/8"	1.50"	14x1.50	Black	25	250
30917LX	Large Acorn Bulge	7/8"	1.50"	14x1.50	Chrome	25	250
30913L	Large Acorn Bulge	7/8"	1.50"	9/16"	Chrome	25	250
30913LX	Large Acorn Bulge	7/8"	1.50"	9/16"	Black	25	250



OEM Honda Lug Nut (Ball Radius)

30916H	Honda Acorn Bulge	3/4"	1.22"	12x1.50	Chrome	100	400
30916HB	Honda Acorn Bulge	3/4"	1.22"	12x1.50	Black	100	400
30916HR	Honda Acorn Bulge	3/4"	1.22"	12x1.50	Red	100	400
30916HU	Honda Acorn Bulge	3/4"	1.22"	12x1.50	Blue	100	400
30916HG	Honda Acorn Bulge	3/4"	1.22"	12x1.50	Green	100	400
30906H	Honda Open Acorn Bulge	3/4"	1.22"	12x1.50	Chrome	100	400

OEM Toyota Wheel Locks

40116	OEM Lock	Bag package	1.50"	12x1.50	Chrome	25	50
40116K	OEM Lock	Bag package	1.50"	12x1.50	Black	25	50
40116P	OEM Lock	Clam Shell	1.50"	12x1.50	Chrome	25	50
40116KP	OEM Lock	Clam Shell	1.50"	12x1.50	Black	25	50
40118	OEM Lock	Bag package	1.85"	14x15.0	Chrome	25	50
40118K	OEM Lock	Bag package	1.85"	14x1.50	Black	25	50
40118P	OEM Lock	Clam Shell	1.85"	14x1.50	Chrome	25	50
40118KP	OEM Lock	Clam Shell	1.85"	14x1.50	Black	25	50

Acorn Wheel Locks - Puzzle Style

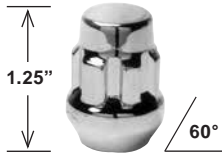
40101	Puzzle Style Lock	Bag package	1.33"	7/16"	Chrome	25	50
40102	Puzzle Style Lock	Bag package	1.33"	1/2"	Chrome	25	50
40105	Puzzle Style Lock	Bag package	1.33"	12x1.25	Chrome	25	50
40106	Puzzle Style Lock	Bag package	1.33"	12x1.50	Chrome	25	50
40108	Puzzle Style Lock	Bag package	1.33"	12x1.75	Chrome	25	50
40109	Puzzle Style Lock	Bag package	1.33"	14x1.50	Chrome	25	50




BAGGED WHEEL LOCKS

Part No.	Type	OD	Length	Thread	Finish	Inner Case	Master Case
----------	------	----	--------	--------	--------	------------	-------------

Acorn Wheel Locks - Socket Style



40911	Socket Style		1.25"	7/16"	Chrome	25	50
40912	Socket Style		1.25"	1/2"	Chrome	25	50
40915	Socket Style		1.25"	12x1.25	Chrome	25	50
40916	Socket Style		1.25"	12x1.50	Chrome	25	50
40917	Socket Style		1.25"	14x1.50	Chrome	25	50
40918	Socket Style		1.25"	12x1.75	Chrome	25	50
40919	Socket Style		1.25"	14x2	Chrome	25	50




Tall Acorn Wheel Locks - Socket Style

40912L	Tall Socket Style		2.00"	1/2"	Chrome	25	50
40917L	Tall Socket Style		2.00"	14x1.50	Chrome	25	50
40918L	Tall Socket Style		2.00"	12x1.75	Chrome	25	50
40919L	Tall Socket Style		2.00"	14x2	Chrome	25	50
40920L	Tall Socket Style		2.00"	9/16"	Chrome	25	50




Open End Acorn Wheel Locks-Socket Style

40901	Open End Socket Style		0.75"	7/16"	Chrome	25	50
40902	Open End Socket Style		0.75"	1/2"	Chrome	25	50
40903	Open End Socket Style		0.75"	9/16"	Chrome	25	50
40905	Open End Socket Style		0.75"	12x1.25	Chrome	25	50
40906	Open End Socket Style		0.75"	12x1.50	Chrome	25	50
40907	Open End Socket Style		0.75"	14x1.50	Chrome	25	50
40908	Open End Socket Style		0.75"	12x1.75	Chrome	25	50
40909	Open End Socket Style		0.75"	14x2	Chrome	25	50



Ball Seat Bolt Wheel Locks - Socket Style

40551	Socket Style 12R	39mm	1.55"	12x1.50	Chrome	20	40
40554	Socket Style 14R	24mm	0.93"	14x1.50	Chrome	20	40
40555	Socket Style 12R	28mm	1.10"	12x1.50	Chrome	20	40
40556	Socket Style 14R	28mm	1.10"	14x1.50	Chrome	20	40



Cone Seat Bolt Locks-Socket Style (60° conical)

40552	Socket Style	28mm	1.10"	12x1.50	Chrome	20	40
40553	Socket Style	24mm	0.93"	12x1.50	Chrome	20	40
40557	Socket Style	28mm	1.10"	14x1.50	Chrome	20	40
40557L	Socket Style	39mm	1.55"	14x1.50	Chrome	20	40

BULK ACCESSORIES

Part No.	Type	OD	Length	Thread	Finish	Inner Case	Master Case
Derby Style Hub Covers							
50101	5 Lug Open	3.25"-3.30"	O.D.				50
50102	5 & 6 Lug Closed	4.25"	O.D.				50
50103	8 Lug Closed	4.90"	O.D.				50
50104S	8 Lug Closed Dome Front	4.90 O.D.				Ford/Dodge	50
50104L	8 Lug Closed Dome Rear	4.90 O.D.				Ford/Dodge	50
50105	5 Lug Closed	3.25"-3.30"	O.D.				50
50111	5 & 6 Lug Open	4.250"	O.D.				50
50111S	5 & 6 Lug Open	4.250"	O.D.	3.60 Short			50
50112	8 Lug Open	4.90"	O.D.				50



Hub Caps - Push Thru Style							
50217	4 Lug Closed	2.675"	O.D./ 2.72"	Tall			100
50217L	4 Lug Closed	2.675"	O.D./ 3.00"	Tall			100
50201	4 Lug Closed	2.95"	O.D./ 3.30"	Tall			100
50202	5 Lug Closed	3.195"	O.D./ 3.30"	Tall			100
50203	5 Lug Closed	3.25"	O.D./ 3.40"	Tall			100
50204	5 Lug Closed	3.30"	O.D./ 3.40"	Tall			100
50205	5 Lug Open	3.195"	O.D./ 3.30"	Tall			100
50206	5 & 6 Lug Closed	4.25"	O.D./ 4.10"	Tall			100
50206S	5 & 6 Lug Closed	4.25"	O.D./ 3.50"	Tall			100
50207	5 & 6 Lug Closed	4.28"	O.D./ 4.10"	Tall			100
50209	8 Lug Closed	4.82"	O.D./ 4.83"	Tall			50
50210	8 Lug Closed	4.90"	O.D./ 4.83"	Tall			50
50300	6 Lug Open	4.30"	O.D./ 4.83"	Tall			100
50301	5 & 6 Lug Open	4.25"	O.D./ 4.12"	Tall			100
50301S	5 & 6 Lug Open	4.25"	O.D./ 3.50"	Tall			100
50302	8 Lug Open	4.90"	O.D./ 4.83"	Tall			50
50303	8 Lug Open	4.82"	O.D./ 4.83"	Tall			50
50306	5 Lug Open	3.30"	O.D./ 3.47"	Tall			100
50010	8 Lug Closed	5.1250"	O.D./ 4.86"	Tall			50
50010S	8 Lug Closed	5.1250"	O.D./ 3.75"	Tall			50
50011	8 Lug Closed	5.1250"	O.D./ 6.25"	Tall			50
50012	8 Lug Open	5.1250"	O.D./ 4.80"	Tall			50



Domed Baby Moon Caps							
50902	Baby Moon - 13"/14"/15" inside mount	7.25"	Bore				50
51001	Baby Moon - 16"/16.5"	11.563"	Bore				40
51002	Baby Moon - 14"/15"	10.125"	Bore				50
51003	Baby Moon - 13"	9.25"	Bore				50



Chrome Spinners							
46418	Straight Stud Mount						50
46427	Swep Stud Mount						50
46427F	Swep Stud Mount- Fluted						50
46436	Two Bar Stud Mount- Dome Top						50
46461	Large 3 Bar Fluted						20



BULK ACCESSORIES

Part No.	Description	Master Case
Knock Offs (34 lbs)		
49531R	10 Side, Bullet, Right	20
49531L	10 Side, Bullet, Left	20
49532R	2 Bar Shark Fin, Smooth, Right	20
49532L	2 Bar Shark Fin, Smooth, Left	20
49533R	2 Bar Straight, Cutout, Right	20
49533L	2 Bar Straight, Cutout, Left	20
49534R	Octagon, Cutout, Right	20
49534L	Octagon, Cutout, Left	20
49535R	2 Bar Straight, Smooth, Right	20
49535L	2 Bar Straight, Smooth, Left	20
49536R	2 Bar Cut End Type, Cutout, Right	20
49536L	2 Bar Cut End Type, Cutout, Left	20
49537R	3 Bar, Smooth, Right	20
49537L	3 Bar, Smooth, Left	20
49538R	2 Bar Shark Fin, Cutout, Right	20
49538L	2 Bar Shark Fin, Cutout, Left	20
49539R	3 Bar, Cutout, Right	20
49539L	3 Bar, Cutout, Left	20
49540R	2 Bar Cut End Type, Smooth, Right	20
49540L	2 Bar Cut End Type, Smooth, Left	20
49541R	Octagon, Smooth, Right	20
49541L	Octagon, Smooth, Left	20

Wire Wheel Adapters (15 lbs)		
48554R	5x4.5, 5x4.75, 5x5, Right	10
48554L	5x4.5, 5x4.75, 5x5, Left	10
48556R	6x135, 6x5.5, Right	10
48556L	6x135, 6x5.5, Left	10
48552R	5x100, 5x4.25, 5x4.5, Right	10
48552L	5x100, 5x4.25, 5x4.5, Left	10

Wire Wheel Tools (20 lbs)		
39920	Wire Wheel Bullet Wrench	20
39915	Wire Wheel Eight Sided Hex Wrench	20

Emblems (20 lbs)		
7000_	1-3/4 Dia. Eagle	20
8000_	2-1/4 Dia. Eagle	20
9000_	2-7/8 Dia. Eagle	20

Note: Simply fill in the letter corresponding to the color.
 B = Blue Y = Burgundy K = Black G = Gold N = Green W = White R = Red

Wheel Accessories Tools		
39911	Power Wrench with 3/4", 13/16", 7/8" & 17mm	20
39911G	Thin Wall Wrench with 3/4", 13/16" and 3" extension	20
40941L	13/16" & 3/4" Wrench Size, 13/16" Socket Size 1.1" O.D.	20
40942L	13/16" & 3/4" Wrench Size, 3/4" Socket Size 1.1" O.D.	20
39912	Thread Gauge Check Tool	1 set
	7/16", 1/2", 9/16", 12mm x 1.25, 12mm x 1.50	
	12mm x 1.75, 14mm x 1.50, 14mm x 2.00	
39913	Bolt Pattern Gauge	1 set
39914	Slide Rule Bolt Circle Gauge	10
39930	Weight Plier	40
39931	Weight Plier	30
39932	Adhesive Weight Removal Tool	150



WHEEL ADAPTERS

Part No.	Vehicle Bolt Pattern	Wheel Bolt Pattern	Thickness	I.D	O.D.	Stud Size
Wheel Adapters						
4 LUG ADAPTERS						
47418	4x156	4x156	N/A	N/A	N/A	10X1.50
47419	4x137	4x137	N/A	N/A	N/A	10X1.50
47423	4x130	4x100	N/A	N/A	N/A	12x1.50
47420	4X4.5	4X100	1.0"	71mm	150mm	12X1.50
47422	4X4.5	4X4.5	1.25"	71mm	150mm	12X1.50
47133	4X101.6	4X101.6	1.00"	71mm	134mm	1/2"-20
47134	4X101.6	4X101.6	N/A	71mm	134mm	12X1.25
47137	4X101.6	4X101.6	1.50"	71mm	134mm	1/2"-20
47150	4X101.6	4X101.6	3.00"	71mm	134mm	1/2"-20
47139	4X100	4X100	2.00"	71mm	134mm	1/2"-20
47140	4X101.6	4X101.6	2.00"	71mm	134mm	1/2"-20
47425	4X100	4X100	1.0"	71mm	150mm	12X1.50
47425	4x100	4x100	1.00"	71mm	150mm	12x1.50
47428	4x100 / 4x4.5	4x4.25	1.00"	71mm	150mm	12x1.50
47430	4x4.25 / 4x100	4x4.5	1.00"	71mm	150mm	12x1.50
47435	4x4.25 / 4x4.5	4x100	1.00"	71mm	150mm	12x1.50
5 LUG ADAPTERS						
47436	5x100 / 5x4.25	5x4.5	1.25"	64mm	150mm	12x1.50
47437	5x100	5x4.5	1.00"	64mm	150mm	12x1.50
47438	5x112	5x4.5	1.00"	66.5mm	150mm	12x1.50
47479	5X112	5.4.75	1.00"	66.5mm	150mm	12x1.50
47439	5x4.5	5x112	1.00"	70.3mm	150mm	12x1.50
47440	5x100	5x4.5	1.00"	56mm	150mm	12x1.25
47441	5x100	5x100	1.00"	56mm	150mm	12x1.50
47442	5x100	5x100	1.25"	56mm	150mm	12x1.50
47443	5x100 / 5x4.5	5x4.25	1.00"	72mm	150mm	12x1.50
47444	5x100	5x112	1.00"	57.1mm	N/A	12x1.50
47447	5x100/4.25	5x4.25	1.00"	71mm	N/A	12x1.50
47450	5x135 / 5x5	5x4.5	1.25"	87mm	176mm	12x1.50
47451	5x135 / 5x5	5x135	1.50"	87mm	176mm	12x1.50
47455	5x135	5x4.5	1.50"	87mm	176mm	12x1.50
47458	5x135	5x135	1.25"	87mm	176mm	12x1.50
47460	5x135 / 5x5	5x4.75	1.25"	87mm	176mm	12x1.50
47470	5x135 / 5x5	5x5	1.50"	87mm	176mm	1/2x20
47473	5x135 / 5x5	5x135	1.50"	87mm	176mm	1/2x20
47475	5x135 / 5x5	5x5.5	1.50"	87mm	176mm	1/2x20
47476	5x135/5x5.5	5x135/5x5.5	1.5"	N/A	N/A	1/2x20
47480	5x4.25	5x4.5	1.25"	73mm	150mm	12x1.50
47481	5x4.5	5x4.5	N/A	70.5mm	N/A	1/2x20
47482	5x4.25 5x4.5	5x4.75	1.25"	74mm	164mm	12x1.50
47484	5x4.75	5x4.75	1.00"	74mm	164mm	12x1.50
47485	5x4.5	5x4.5	1.00"	74mm	164mm	1/2x20
47486	5x4.5	5x4.5	1.25"	74mm	164mm	1/2x20
47487	5x4.75	5x4.5	0.75"	70.3mm	164mm	12x1.50
47488	5x4.5	5x4.5	1.25"	74mm	164mm	12x1.50
47489	5x4.5	5x4.5	1.50"	82mm	164mm	1/2x20
47490	5x4.5 / 5x5	5x4.5	1.25"	74mm	164mm	12x1.50
47491	5x4.5 / 5x5	5x5	1.25"	74mm	164mm	14x1.50
47495	5x4.5	5x4.5	2.00"	74mm	164mm	1/2x20
47496	5x4.5	5x4.75	0.75"	74mm	164mm	12x1.50
47497	5x4.5	5x4.75	1.25"	74mm	164mm	12x1.50
47498	5x4.5	5x4.5	1.50"	62mm	176mm	1/2x20
47500	5x4.5 / 5.475	5x135	1.25"	74mm	164mm	12x1.50
47503	5x135 / 5x5	5x135	1.25"	87mm	164mm	12x1.50



WHEEL ADAPTERS



Part No.	Vehicle Bolt Pattern	Wheel Bolt Pattern	Thickness	I.D	O.D.	Stud Size
47505	5x4.5 / 5x4.75	5x4.5	1.25"	74mm	164mm	12x1.50
47510	5x4.5 / 5x4.75	5x4.75	1.25"	74mm	164mm	12x1.50
47511	5x4.75 / 5x5	5x4.75	1.25"	78.1mm	164mm	12x1.50
47512	5x4.5 / 5x5	5x4.75	1.25"	78.1mm	164mm	12x1.50
47513	5x4.5 / 5x4.75	5x150	1.25"	74mm	176mm	14x1.50
47514	5x4.75 / 5x5	5x4.75	1.25"	74mm	176mm	14x1.50
47515	5x4.5 / 5x4.75	5x5	1.25"	74mm	164mm	12x1.50
47520	5x4.5 / 5x4.75	5x5.5	1.25"	74mm	164mm	12x1.50
47521	5x5 / 5x5.5	5x4.75	1.25"	87mm	176mm	12x1.50
47523	5x4.5	5x135	1.25"	87mm	164mm	12x1.50
47525	5x4.5	5x135	1.25"	87mm	176mm	12x1.50
47527	5x4.5	5x135	1.50"	87mm	176mm	12x1.50
47529	5x135 / 5x5	5x5	1.25"	87mm	176mm	12x1.50
47530	5x4.75	5x4.75	1.00"	74mm	164mm	12x1.50
47531	5x4.75	5x4.75	1.25"	74mm	164mm	12x1.50
47532	5x4.75	5x4.5	1.25"	74mm	164mm	12x1.50
47533	5x4.75 / 5x5	5x5	1.25"	78mm	164mm	1/2x20
47534	5x4.75	5x5	1.25"	78mm	164mm	1/2x20
47535	5x4.5	5x5	1.25"	74mm	164mm	12x1.50
47540	5x4.75	5x4.75	1.5"	74mm	164mm	12x1.50
47542	5x4.75	5x4.75	2.0"	82.5mm	164mm	12x1.50
47545	5x4.75	5x4.75	2.5"	82.5mm	164mm	12x1.50
47550	5x5	5x135	1.25"	87mm	176mm	12x1.50
47552	5x5	5x4.5	1.25"	78mm	164mm	12x1.50
47554	5x150 / 5x5.5	5x150	1.5"	110mm	185mm	14x1.50
47560	5x5	5x4.75	1.25"	78mm	164mm	12x1.50
47563	5x5 / 5x5.5	5x4.75	1.25"	87mm	176mm	12x1.50
47564	5x5	5x5	1.25"	78mm	164mm	12x1.50
47565	5x5	5x5	1.25"	78mm	164mm	1/2x20
47566	5x130	5x130	1.00"	71mm	164mm	14x1.50
47567	5x4.5	5x130	1.25"	74mm	164mm	12x1.50
47568	5x5	5x5.5	1.25"	87mm	176mm	12x1.50
47569	5x5.5	5x4.5	1.25"	87mm	176mm	1/2x20
47570	5x5 / 5x5.5	5x4.5	1.25"	87mm	176mm	12x1.50
47571	5x5	5x5.5	1.25"	87mm	176mm	1/2x20
47572	5x5.5	5x4.5	1.50"	87mm	176mm	1/2x20
47573	5x5.5	5x5	1.50"	87mm	176mm	1/2x20
47575	5x5 / 5x5.5	5x5	1.50"	87mm	176mm	1/2x20
47580	5x5 / 5x5.5	5x135	1.50"	87mm	176mm	1/2x20
47581	5x4.75 / 5x5	5x4.5	1.25"	78mm	164mm	12x1.50
47582T	5x4.5	5x5	1.25"	74mm	164mm	12x1.50
47583T	5x4.75	5x5	1.25"	78mm	164mm	12x1.50
47584T	5x5.5	5x4.5	1.25"	78mm	176mm	12x1.50
47585T	5x5.5	5.475	1.25"	78mm	176mm	12x1.50
47595	5x5 / 5x5.5	5x5.5	1.50"	87mm	176mm	1/2x20
47615	5x5.5	5x5.5	1.25"	108mm	176.7mm	1/2x20
47616	5x5	5x5	2.00"	78mm	164mm	1/2x20
47664	5x5	5x5	1.00"	78mm	164mm	1/2x20
47617	5x5.5	5x5.5	2.00"	108mm	176.7mm	1/2x20
47618	5x5.5	5x5.5	2.00"	108mm	176.7mm	9/16"
47619	5x5.5	5x5.5	3.00"	108mm	176.7mm	9/16"
47620	5x5.5	5x5.5	2.00"	78mm	164mm	1/2x20
47638	5x135	5x135	1.50"	108mm	176mm	12x1.50
47664	5x5	5x5	1.00"	N/A	N/A	1/2x20

WHEEL ADAPTERS

Part No.	Vehicle Bolt Pattern	Thickness	I.D	O.D.	Stud Size	
6 LUG ADAPTERS						
47640	6x135	6x135	1.25"	108mm	176mm	14x2.00
47644	6x4.5 / 6x5.0	6x5.5	1.25"	78mm	176mm	12x1.50
47645	6x135	6x5.5	1.25"	87mm	176mm	12x1.50
47648	6x5.5	6x5.0	1.75"	87mm	176mm	14x2.0
47649	6x135 / 5x5	6x5.5	1.25"	87mm	176mm	12x1.50
47650	6x5.5	6x135	1.25"	108mm	176mm	12x1.50
47652	6x5.5 / 6x135	6x135	1.25"	108mm	176mm	12x1.50
47660	6x5.5	6x5.5	1.25"	108mm	176mm	12x1.50
47665	6x5.5	6x5.5	1.25"	108mm	176mm	14x1.50
47675	6x5.5	6x5.5	1.50"	108mm	176mm	12x1.50
47676	6x5.5	6x5.5	1.50"	108mm	176mm	14x1.50
47677	6x5.5	6x5.5	1.50"	78mm	176mm	14x1.50
47680	6x5.5	6x5.5	2.00"	108mm	176mm	12x1.50
8 LUG ADAPTERS						
47695	8x170	8x170	2.00"	125mm	216mm	14x1.50
48696	8x170	8x170	1.50"	125mm	215mm	14x1.50
47700	8x170	8x170	2.00"	125mm	216mm	14x2.00
47709	8x170	8x170	1.50"	125mm	216mm	14x2.00
47710	8x170	8x170	3.00"	125mm	216mm	14x2.00
48711	8x170	8x170	3.00"	125mm	215mm	14x1.50
48757	8x170	8x6.5	2.00"	125mm	215mm	14x1.50
47712	8x180	8x6.5	1.50"	125mm	216mm	14x1.50
47713	8x170	8x6.5	2.00"	125mm	216mm	14x1.50
47714	8x180	8x180	2.00"	124mm	220mm	14x1.50
47715	8x200	8x200	2.00"	145mm	246mm	14x1.50
48716	8x180	8x180	1.50"	125mm	220mm	14x1.50
47725	8x200	8x200	3.00"	145mm	246mm	14x1.50
47727	8x210	8x210	2.00"	154mm	246mm	14x1.50
48731	8x6.5	8x6.5	1.50"	126.1mm	215mm	9/16"
47730	8x6.5	8x6.5	1.50"	126mm	216mm	14x1.50
47735	8x6.5	8x6.5	2.00"	126mm	216mm	9/16"
47740	8x6.5	8x6.5	2.00"	126mm	216mm	14x1.50
47745	8x6.5	8x6.5	2.50"	126mm	216mm	14x1.50
47755	8x6.5	8x6.5	3.00"	126.1mm	216mm	14x1.50
48728	8x6.5	8x6.5	3.00"	126.1mm	215mm	9/16"
48756	8x6.5	8x170	2.00"	126.1mm	215mm	14x1.50
48758	8x6.5	8x170	3.00"	126.1mm	215mm	14x1.50
48759	8x170	8x6.5	3.00"	125mm	215mm	14x1.50
48760	8x200	8x200	2.00"	146mm	250mm	14x1.50
48761	8x200	8x200	3.00"	146mm	250mm	14x1.50
48762	8x200	8x200	1.50"	146mm	250mm	14x1.50
48763	8x210	8x210	2.00"	155mm	250mm	14x1.50
48764	8x210	8x210	3.00"	155mm	250mm	14x1.50
48700	8x170	8x170	2.00"	125mm	215mm	14x2.00
48778	8x170	8x170	2.50"	125mm	215mm	14x1.50
48709	8x170	8x170	1.50"	125mm	215mm	14x2.00
48766	8x170	8x170	2.50"	125mm	215mm	14x2.00
48775	8x170	8x170	1.00"	125mm	215mm	14x2.00
48771	8x6.5	8x6.5	1.00"	126mm	215mm	14x1.50
48730	8x6.5	8x6.5	1.50"	126mm	215mm	14x1.50
48740	8x6.5	8x6.5	2.00"	126mm	215mm	14x1.50
48772	8x6.5	8x6.5	2.50"	126mm	215mm	14x1.50
48755	8x6.5	8x6.5	3.00"	126mm	215mm	14x1.50
48773	8x6.5	8x6.5	1.00"	126mm	215mm	9/16"
48735	8x6.5	8x6.5	2.00"	126mm	215mm	9/16"

WHEEL ADAPTERS / SPACERS

Part No.	Vehicle Bolt Pattern	Bolt Pattern	Thickness	I.D	O.D.	Stud Size	Master Case
48774	8x6.5	8x6.5	2.00"	126mm	215mm	9/16"	
48760	8x200	8x200	2.00"	146mm	250mm	14x1.50	
48714	8x180	8x180	2.00"	125mm	220mm	14x1.50	
48782	8x6.5	8x170	1.50"	126mm	215mm	14x1.50	
48765	8x6.5	8x180	1.50"	126mm	215mm	14x1.50	
48785	8x170	8x6.5	1.50"	125mm	215mm	14x1.50	
48789	8x180	8x170	2.00"	125mm	215mm	14x1.50	
48788	8x180	8x170	1.50"	125mm	215mm	14x1.50	
48793	8x180	8x6.5	3.00"	125mm	215mm	14x1.50	
48792	8x180	8x6.5	1.50"	125mm	215mm	14x1.50	
48757	8x170	8x6.5	2.00"	125mm	215mm	14x1.50	
48766	8x6.5	8x180	2.00"	126mm	215mm	14x1.50	
48769	8x180	8x6.5	2.00"	125mm	215mm	14x1.50	

MISCELLANEOUS LUG ADAPTERS

47498	4x4.5	5x4.5	1.50"	62mm	176mm	1/2x20	
47750	5x5.5	6x5.5	1.75"	78mm	176mm	1/2x20	
47760	5x5.5	6x5.5	1.75"	87mm	176mm	1/2x20	
47930	5x4.5	6x5.5	1.50"	70mm	176mm	1/2x20	
47931	5x4.75	6x5.5	1.75"	78mm	176mm	1/2x20	
47938	6x5.5	5x4.75	1.75"	108mm	176mm	1/2x20	
47940	6x5.5	5x4.5	1.75"	87mm	176mm	1/2x20	
47941	6x5.5	5x5	1.75"	87mm	176mm	1/2x20	
47943	5x5.5	4x4.255	1.75"	87mm	176mm	1/2x20	
47942	5x135	6x5.5	1.75"	87mm	176mm	14x1.50	
47946	6x5.5	5x5.5	1.25"	87mm	176mm	1/2"x20	
47647	5x5	6x5	1.50"	78mm	176mm	1x2"x20	

Wheel Spacers

47101	4 Lug 6mm Thick (3-3/4", 4", 4-1/4", 4-1/2") 98mm, 100mm, 108mm, 110mm, 114.3mm, 120mm	100
47101S	4 Lug 6mm Thick (3-3/4", 4", 4-1/4", 4-1/2") 98mm, 100mm, 108mm, 110mm, 114.3mm, 120mm	100
47102	5 Lug 8mm Thick (4-1/4", 4-1/2", 4-3/4", 5") 108mm, 112mm, 114.3mm, 115mm, 120mm, 130mm	100
47102S	5 Lug 8mm Thick (4-1/4", 4-1/2", 4-3/4", 5") 108mm, 112mm, 114.3mm, 115mm, 120mm, 130mm	100
47103	6 Lug 6mm Thick	100
47104	8 Lug 6mm Thick 8-6.5 (8-170)	100
47105	5 5-1/2 (139.7mm) (5-135mm)/6 5-1/2 (139.9mm) 6mm Thick	100
47106	5 Lug 8mm Thick (100mm to 120, 3-3/4" to 4-3/5")	100
47107	4 Lug 3mm Thick (3-3/4", 4", 4-1/4", 4-1/2") 5 Lug 3mm Thick (4", 4-1/4", 4-1/2", 4-3/4")	100
47109	4 Lug 5mm Thick (3-3/4", 4", 4-1/4", 4-1/2") 98mm/120mm 5 Lug 5mm Thick (4", 4-1/4", 4-1/2", 4-3/4") 100mm/120mm	100
47110	5 Lug 1/2" Thick (4-1/4", 4-1/2", 4-3/4", 5") 108mm/130mm	20
47111	5 Lug 8mm Thick (5-150, 7-150)	20



Slip-On Hub Centric Spacers

47050	5x120	10mm	72.56mm	150mm	BMW
47000	5x120	12mm	72.56mm	150mm	BMW
47001	5x120	15mm	72.56mm	150mm	BMW
47002	5x120	17mm	72.56mm	150mm	BMW
47003	5x120	20mm	72.56mm	150mm	BMW
47004	5x112	12mm	66.56mm	150mm	Mercedes
47005	5x112	15mm	66.56mm	150mm	Mercedes



WHEEL ADAPTERS / SPACERS

Part No.	Vehicle Bolt Pattern	Thickness	I.D	O.D.	Stud Size	Application
47006	5x112	17mm	66.56mm	150mm		Mercedes
47007	5x112	20mm	66.56mm	150mm		Mercedes
47051	5x130	10mm	71.5mm	150mm		Porsche
47008	5x130	12mm	71.5mm	150mm		Porsche
47009	5x130	15mm	71.5mm	150mm		Porsche
47010	5x130	17mm	71.5mm	150mm		Porsche
47011	5x130	20mm	71.5mm	150mm		Porsche
47052	5x112 / 5x100	10mm	57.1mm	150mm		VW / Audi
47012	5x112 / 5x100	12mm	57.1mm	150mm		VW / Audi
47013	5x112 / 5x100	15mm	57.1mm	150mm		VW / Audi
47014	5x112 / 5x100	17mm	57.1mm	150mm		VW / Audi
47015	5x112 / 5x100	20mm	57.1mm	150mm		VW / Audi
47053	5x114.3	10mm	66.1mm	150mm		Nissan / Infiniti
47016	5x114.3	12mm	66.1mm	150mm		Nissan / Infiniti
47017	5x114.3	15mm	66.1mm	150mm		Nissan / Infiniti
47018	5x114.3	17mm	66.1mm	150mm		Nissan / Infiniti
47019	5x114.3	20mm	66.1mm	150mm		Nissan / Infiniti
47054	5x114.3	10mm	64.1mm	150mm		Honda / Acura
47020	5x114.3	12mm	64.1mm	150mm		Honda / Acura
47021	5x114.3	15mm	64.1mm	150mm		Honda / Acura
47022	5x114.3	17mm	64.1mm	150mm		Honda / Acura
47023	5x114.3	20mm	64.1mm	150mm		Honda / Acura
47055	5x114.3	10mm	67.1mm	150mm		Mitsubishi / Mazda
47028	5x114.3	12mm	67.1mm	150mm		Mitsubishi / Mazda
47029	5x114.3	15mm	67.1mm	150mm		Mitsubishi / Mazda
47030	5x114.3	17mm	67.1mm	150mm		Mitsubishi / Mazda
47031	5x114.3	20mm	67.1mm	150mm		Mitsubishi / Mazda
47056	5x114.3	10mm	70.6mm	150mm		Mustang
47032	5x114.3	12mm	70.6mm	150mm		Mustang
47033	5x114.3	15mm	70.6mm	150mm		Mustang
47034	5x114.3	17mm	70.6mm	150mm		Mustang
47035	5x114.3	20mm	70.6mm	150mm		Mustang
47057	5x120.7	10mm	70.3mm	150mm		Corvette/Camaro
47036	5x120.7	12mm	70.3mm	150mm		Corvette/Camaro
47037	5x120.7	15mm	70.3mm	150mm		Corvette/Camaro
47038	5x120.7	17mm	70.3mm	150mm		Corvette/Camaro
47039	5x120.7	20mm	70.3mm	150mm		Corvette/Camaro
47058	5x100	10mm	56.1mm	150mm		FRS/86/BRZ
47040	5x100	12mm	56.1mm	150mm		FRS/86/BRZ
47041	5x100	15mm	56.1mm	150mm		FRS/86/BRZ
47042	5x100	17mm	56.1mm	150mm		FRS/86/BRZ
47043	5x100	20mm	56.1mm	150mm		FRS/86/BRZ
47059	5x114.3	10mm	56.1mm	150mm		Subaru
47060	5x114.3	15mm	56.1mm	150mm		Subaru
47061	5x114.3	17mm	56.1mm	150mm		Subaru



Bolt-On Hub Centric Spacers

47301	5x114.3	20mm	66.1mm	150mm	12x1.25	Nissan / Infiniti
47302	5x114.3	20mm	70.1mm	150mm	12x1.50	S2000/NSX Front
47303	5x100	20mm	56.1mm	150mm	12x1.25	FRS/86/BRZ
47304	5x4.5	20mm	56.1mm	150mm	12x1.25	
47305	5x120	20mm	60.1mm	150mm	14x1.50	Lexus LS
47306	5x114.3	25mm	60.1mm	150mm	12x1.50	Toyota / Lexus
47307	5x114.3	20mm	60.1mm	150mm	12x1.50	Toyota / Lexus
47310	5x114.3	20mm	67.1mm	150mm	12x1.50	Mitsubishi / Mazda
47309	5x100 / 5x114.3	25mm	56.1mm	150mm	12x1.25	Subaru

WHEEL ADAPTERS



Part No.	Vehicle Bolt Pattern	Thickness	I.D	O.D.	Stud Size	Application
47311	5x100 / 5x114.3	20mm	56.1mm	150mm	12x1.25	Subaru
47315	5x114.3	20mm	64.1mm	150mm	12x1.50	Honda
47316	5x120	20mm	64.1mm	150mm	14x1.50	Honda FK8
47321	5x112	20mm	57.1mm	150mm	14x1.50	VW / Audi
47322	5x112	20mm	66.56mm	150mm	14x1.50	Mercedes
47325	5x120.7	20mm	70.3mm	164mm	12x1.50	Corvette / Camaro
47326	5x120	20mm	66.9mm	164mm	14x1.50	New Camaro/CTS
47330	5x114.3	20mm	70.5mm	150mm	1/2"x20	Mustang
47331	5x114.3	20mm	70.5mm	150mm	14x1.50	Mustang 2015
47333	5x114.3	25mm	56.1mm	150mm	12x1.50	
47335	5x120	20mm	72.62mm	150mm	12x1.50	BMW
47340	5x130	20mm	71.5mm	164mm	14x1.50	Porsche
47492	5x114.3	1.25"	71.5mm	164mm	1/2"x20	Jeep
47591	5x114.3	1.50"	71.5mm	164mm	1/2"x20	Jeep
47593	5x114.3	2.00"	71.5mm	164mm	1/2"x20	Jeep
47493	5x114.3 to 5x127	1.25"	71.5mm	164mm	1/2"x20	Jeep
47493C	5x114.3 to 5x127	1.50"	71.5mm	164mm	1/2"x20	Jeep
47493E	5x114.3 to 5x127	2.00"	71.5mm	164mm	1/2"x20	Jeep
47494	5x127	1.25"	71.5mm	164mm	1/2"x20	Jeep
47592	5x127	1.50"	71.5mm	164mm	1/2"x20	Jeep
47594	5x127	2.00"	71.5mm	164mm	1/2"x20	Jeep
47655	6x139.7	2.00"	106mm	176mm	12x1.50	Toyota
47657	6x139.7	1.25"	106mm	176mm	12x1.50	Toyota
47656	6x139.7	1.50"	106mm	176mm	12x1.50	Toyota
47800	6x135	1.25"	87mm	176mm	14x2.00	Ford F-150
47801	6x135	1.50"	87mm	176mm	14x2.00	Ford F-150
47802	6x135	2.00"	87mm	176mm	14x2.00	Ford F-150
47803	6x139.7	1.25"	78.1mm	176mm	14x1.50	Silverado 1500
47804	6x139.7	1.50"	78.1mm	176mm	14x1.50	Silverado 1500
47805	6x139.7	2.00"	78.1mm	176mm	14x1.50	Silverado 1500
47806	6x135	1.00"	87mm	176mm	14x1.50	F-150 2015+
47807	6x135	1.25"	87mm	176mm	14x1.50	F-150 2015+
47808	6x135	1.50"	87mm	176mm	14x1.50	F-150 2015+
47809	6x135	2.00"	87mm	176mm	14x1.50	F-150 2015+
47810	6x135	2.50"	87mm	176mm	14x1.50	F-150 2015+
47812	5x150	1.00"	110mm	186mm	14x1.50	Tundra 2007+
47813	5x150	1.25"	110mm	186mm	14x1.50	Tundra 2007+
47814	5x150	1.50"	110mm	186mm	14x1.50	Tundra 2017+
47815	5x150	2.00"	110mm	186mm	14x1.50	Tundra 2017+
47816	5x150	2.50"	110mm	186mm	14x1.50	Tundra 2017+
47819	5x5.5	1.25"	77mm	176mm	9/16"	Ram 02-11
47820	5x5.5	1.50"	77mm	176mm	9/16"	Ram 02-11
47821	5x5.5	2.00"	77mm	176mm	9/16"	Ram 02-11
47822	5x5.5	1.25"	77.8mm	176mm	14x1.50	Ram 2012+
47823	5x5.5	1.50"	77.8mm	176mm	14x1.50	Ram 2012+
47824	5x5.5	2.00"	77.8mm	176mm	14x1.50	Ram 2012+
47825	5x127	1.25"	71.6mm	164mm	14x1.50	G.Cherokee 11+
47826	5x127	1.50"	71.6mm	164mm	14x1.50	G.Cherokee 11+
47827	5x127	2.00"	71.6mm	164mm	14x1.50	G.Cherokee 11+
47593	5x114.3	2.00"	71.5mm	164mm	1/2"x20	N/A
47653	6x114.3	1.25"	66.56mm	150mm	12x1.25	Nissan Xterra
47564	6x120	1.25"	66.56mm	150mm	14x1.50	Chev Colorado

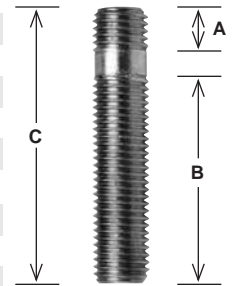
BULK ACCESSORIES

Part No.	Type	Length	Stud Size	Master Case
Racing Style Wheel Studs				
37102XL	BMW	75mm	12x1.50	250
37102XX	BMW	90mm	12x1.50	250
37104XL	VW / Audi / Porsche	75mm	14x1.50	250
37104XX	VW / Audi / Porsche	90mm	14x1.50	250
37105XL	BMW	75mm	14x1.25 to 14x1.50	250
37105XX	BMW	90mm	14x1.25 to 14x1.50	250



Part No.	Type	Length	Stud Size	Year	Master Case
Racing Style Knurl Type Wheel Studs					
37117T	12.22mm Knurl Dia. (Honda/Acura)	60mm	12x1.50	1990-2013	200
37118T	16.01mm Knurl Dia. (Camaro/CTSV)	60mm	14x1.50	New model	200
37119T	12.73mm Knurl Dia. (Corvette)	60mm	12x1.50	1979-2013	200
37120T	12.90mm Knurl Dia. (Hyundai)	60mm	12x1.50	1979-2013	200
37121T	14.23mm Knurl Dia. clip head (Mustang)	60mm	1/2"	2005-2013	200
37122T	12.76mm Knurl Dia.(Mitsubishi)	60mm	12x1.50	1985-2013	200
37123T	14.23mm Knurl Dia. (Nissan)	60mm	12x1.25	1990-2013	200
37124T	14.50mm Knurl Dia. (FRS/86/BRZ)	60mm	12x1.25	2005-2013	200

Part No.	Type	Master Case
Wheel Studs		
37101	A = 12mm x 1.25 B = 12mm x 1.25 C = 1.75"	500
37102	A = 12mm x 1.50 B = 12mm x 1.50 C = 1.75"	500
37102L	A = 12mm x 1.50 B = 12mm x 1.50 C = 2.25"	500
37102S	A = 12mm x 1.50 B = 12mm x 1.50 C = 1.50"	500
37102X	A = 12mm x 1.50 B = 12mm x 1.50 C = 2.575"	500
37103	A = 14mm x 1.50 B = 1/2" x 20 C = 1.50"	500
37103L	A = 14mm x 1.50 B = 1/2" x 20 C = 1.75"	500
37103X	A = 14mm x 1.50 B = 1/2" x 20 C = 2.25"	500
37104	A = 14mm x 1.50 B = 14mm x 1.50 C = 1.50"	500
37104L	A = 14mm x 1.50 B = 14mm x 1.50 C = 1.75"	500
37104X	A = 14mm x 1.50 B = 14mm x 1.50 C = 2.50"	500
37105	A = 14mm x 1.50 B = 12mm x 1.50 C = 1.75"	500
37107	A = 14mm x 1.25 B = 12mm x 1.50 C = 1.75"	500
37108	A = 1/2" x 20 B = 1/2" x 20 C = 1.75"	500
37109	A = 12mm x 1.75 B = 12mm x 1.75 C = 1.75"	500



Part No.	Type	Master Case
Washers		
60201	Standard Mag	3000
60201C	Standard Mag-Chrome	4000
60201S	Standard Mag-Stainless	4000
60202	Duplex Mag	1500
60203	Short Shank	2500
60212	Off-Center Keystone	2500
60213	Centered Keystone	2500
60214	Off-Center ET	1250
60215	Centered ET	1250
60221	Off-Center Cragar	1250
60222	Centered Cragar	1250
60223	Duallie Mag	100
60225	Duallie Acorn	100
60227	Ball Seat Conversion Washer	1000



BULK ACCESSORIES / WHEEL WEIGHTS



Part No.	Description	Inner Case	Master Case
Valve Stems Caps & Sleeves			
45200	Dome Head V/S Cap		1000
45201	Flat Head V/S Cap		1000
45201L	Large Flat Head V/S Cap		1000
45200K	Black Plastic V/S Cap		1000
45206	Chrome Sleeve for TR-413		1000
45206S	Chrome Sleeve for TR-412		1000



Part No.	Description	Inner Case	Master Case
Valve Stems			
45101	Bolt on Metal		100
45103	TR-413 Chrome Sleeve Snap-in		100
45104	Chrome 45° Angle 1.50" Length		100
45105	Chrome Enkei Style 1.70" Length		100
45301	TR-413 Rubber Snap-in		100
45301T	TR-413 TPMS Rubber Valve Stem		100
45302T	TR-413 TPMS Rubber Valve Stem Clip-on		100
45303	TR-418 Rubber Snap-in		100
45306	TR-418 Rubber Snap-in		100
45108	Flush Mount		100
45108L	Flush Mount Adapter		100
45412	TR-412 Rubber Snap-in		100
45412F	TR-412 Chrome Sleeve Snap-in		100
45430	TR-430 Motorcycle		100
45490	Chrome 90° Angle 3.30" Length		100
45490S	Chrome 90° Angle 2.80" Length		100
45600H	HP-600 High Pressure Snap-in		100
45801	HP-801 High Pressure Snap-in		100
45416	TR-416 High Performance 1.49" length		100
45501	GR-501 Truck/Bus Tubeless		100
45501V	GR-501 OVH For Oval Valve Hole		100
45572	GR-572 Truck/Bus Tubeless		100
45573	GR-573 Truck/Bus Tubeless		100
45545D	60° Angle for Aluminum Wheel (Hole .328")		100
45509	90° Angle for Aluminum Wheel (Hole 5/8")		100



Part No.	Description	Inner Case	Master Case
Adhesive Wheel Weights			
39922	1/4 oz Low Profile Black / Brown Paper & Black Adhesive	4	192
39923Z	1/4 oz Low Profile Zinc / Brown Paper & Black Adhesive	4	192
39923	1/4 oz Low Profile Grey / Brown Paper & Black Adhesive	4	192
39924	1/2 oz Low Profile Grey / Brown Paper & Black Adhesive	4	192
39924K	1/2 oz Low Profile Black / Brown Paper & Black Adhesive	4	192
39926L	1/4 oz Low Profile Grey / Blue Paper & Black Adhesive	4	192
39927L	1/2 oz Low Profile Grey / Blue Paper & Black Adhesive	4	192

CLAMSHELLED LUG NUTS

Part No.	Type	Length	Thread	Finish	QTY per Kit
----------	------	--------	--------	--------	-------------

Chrome Acorn Lug Nuts (hex size 13/16")

30821B	Acorn	13/16"	1.38"	7/16"	Chrome	4
30822B	Acorn	13/16"	1.38"	1/2"	Chrome	4
30825B	Acorn	13/16"	1.38"	12x1.25	Chrome	4
30826B	Acorn	13/16"	1.38"	12x1.50	Chrome	4
30828B	Acorn	13/16"	1.38"	12x1.75	Chrome	4
30829B	Acorn	13/16"	1.38"	14x1.50	Chrome	4



Open End O.E.M. Lug Nuts (hex size 13/16")

38201B	O.E.M. Open End	13/16"	0.63"	7/16"	Zinc	4
38202B	O.E.M. Open End	13/16"	0.63"	1/2"	Zinc	4
30803B	O.E.M. Open End	13/16"	0.63"	9/16"	Zinc	4
38205B	O.E.M. Open End	13/16"	0.63"	12x1.25	Zinc	4
38206B	O.E.M. Open End	13/16"	0.63"	12x1.50	Zinc	4
38207B	O.E.M. Open End	13/16"	0.63"	12x1.75	Zinc	4
38208B	O.E.M. Open End	13/16"	0.63"	14x1.50	Zinc	4

Chrome Tuner Nuts with Key - Internal Drive

30802B	6 PT Tuner	0.80"	1.26"	1/2"	Chrome	4+1 Key
30805B	6 PT Tuner	0.80"	1.26"	12x1.25	Chrome	4+1 Key
30806B	6 PT Tuner	0.80"	1.26"	12x1.50	Chrome	4+1 Key
30807B	6 PT Tuner	0.80"	1.26"	14x1.50	Chrome	4+1 Key

Standard Mag Lug Nuts (hex size 13/16", 0.800" shank length, with washers)

32821B	Standard Mag	13/16"	0.80"	7/16"	Zinc	4
32822B	Standard Mag	13/16"	0.80"	1/2"RH	Zinc	4
30824B	Standard Mag	13/16"	0.80"	1/2"LH	Zinc	4
32825B	Standard Mag	13/16"	0.80"	12x1.25	Zinc	4
32826B	Standard Mag	13/16"	0.80"	12x1.50	Zinc	4
32829B	Standard Mag	13/16"	0.80"	14x1.50	Zinc	4

Cragar Style (SST) Mag Lug Nuts (with washers, hex size 13/16", 1.375" shank length)

34921B	Cragar Style Mag Lug Nut	13/16"	2.353"	1/2"RH	Chrome	4
34922B	Cragar Style Mag Lug Nut	13/16"	2.353"	9/16"RH	Chrome	44
34924B	Cragar Style Mag Lug Nut	13/16"	2.353"	12x1.25	Chrome	4
34925B	Cragar Style Mag Lug Nut	13/16"	2.353"	12x1.50	Chrome	4

Duplex Acorn Lug Nuts (hex size 7/8", 1.87" tall)

35103B	Duplex Acorn Lug Nut	7/8"	1.87"	1/2"RH	Zinc	4
35105B	Duplex Acorn Lug Nut	7/8"	1.87"	9/16"RH	Zinc	4
30419B	Duplex Acorn Lug Nut	7/8"	1.87"	14x1.50	Zinc	4

XL Duplex Acorn Lug Nuts (hex size 7/8", 2.32" tall)

35401B	XL Duplex Acorn Lug Nut	7/8"	2.32"	9/16"RH	Zinc	4
35409B	XL Duplex Acorn Lug Nut	7/8"	2.32"	9/16"LH	Zinc	4
35410B	XL Duplex Acorn Lug Nut	7/8"	2.32"	14x1.50	Zinc	4
35403B	XL Duplex Acorn Lug Nut	7/8"	2.32"	14x2.00	Zinc	4

CLAMSHELLED LUG NUTS

Part No.	Type	OD	Length	Thread	Finish	QTY per Kit
Duplex Mag Lug Nuts (with washers, hex size 7/8", 1.00" shank length)						
34602B	Duplex Mag Lug Nut	7/8"	2.00"	1/2"RH	Chrome	4
34604B	Duplex Mag Lug Nut	7/8"	2.00"	9/16"RH	Chrome	4
34649B	Duplex Mag Lug Nut	7/8"	2.00"	14x1.50	Chrome	4



Bulge Lug Nuts (hex size 13/16")						
30911B	Acorn Bulge	13/16"	1.42"	7/16"	Chrome	4
30912B	Acorn Bulge	13/16"	1.42"	1/2"	Chrome	4
30915B	Acorn Bulge	13/16"	1.42"	12x1.25	Chrome	4
30916B	Acorn Bulge	13/16"	1.42"	12x1.50	Chrome	4
30917B	Acorn Bulge	13/16"	1.42"	12x1.75	Chrome	4
30918B	Acorn Bulge	13/16"	1.42"	14x1.50	Chrome	4
30919B	Acorn Bulge	13/16"	1.42"	14x2.00	Chrome	4

Bulge Lug Nuts (hex size 3/4")						
30912ZB	Acorn Bulge	3/4"	1.42"	1/2"	Chrome	4
30912ZKB	Acorn Bulge	3/4"	1.42"	1/2"	Black	4
30915ZB	Acorn Bulge	3/4"	1.42"	12x1.25	Chrome	4
30915ZKB	Acorn Bulge	3/4"	1.42"	12x1.25	Black	4
30916ZB	Acorn Bulge	3/4"	1.42"	12x1.50	Chrome	4
30916ZKB	Acorn Bulge	3/4"	1.42"	12x1.50	Black	4
30917ZB	Acorn Bulge	3/4"	1.42"	14x1.50	Chrome	4

Open End Bulge Lug Nuts (hex size 13/16")						
30901B	Open End Bulge	13/16"	0.85"	7/16"	Chrome	4
30902B	Open End Bulge	13/16"	0.85"	1/2"	Chrome	4
30905B	Open End Bulge	13/16"	0.85"	12x1.25	Chrome	4
30906B	Open End Bulge	13/16"	0.85"	12x1.50	Chrome	4
30907B	Open End Bulge	13/16"	0.85"	14x1.50	Chrome	4
30908B	Open End Bulge	13/16"	0.85"	12x1.75	Chrome	4
30909B	Open End Bulge	13/16"	0.85"	14x2.00	Chrome	4

Tall Bulge Lug Nuts (hex size 3/4", 1.79" long)						
3091LB	Tall Acorn Bulge	3/4"	1.90"	7/16"	Chrome	4
3092LB	Tall Acorn Bulge	3/4"	1.90"	1/2"	Chrome	4
3093LB	Tall Acorn Bulge	3/4"	1.90"	9/16"	Chrome	4
3095LB	Tall Acorn Bulge	3/4"	1.90"	12x1.25	Chrome	4
3096LB	Tall Acorn Bulge	3/4"	1.90"	12x1.50	Chrome	4
3097LB	Tall Acorn Bulge	3/4"	1.90"	14x1.50	Chrome	4
3098LB	Tall Acorn Bulge	3/4"	1.90"	12x1.75	Chrome	4
3099LB	Tall Acorn Bulge	3/4"	1.90"	14x2.00	Chrome	4

CLAMSHELLED WHEEL LOCKS

Part No.	Type	Length	Thread	Finish	QTY per Kit
----------	------	--------	--------	--------	-------------

Acorn Wheel Locks - Puzzle Style

40101P	Puzzle Style Lock	1.33"	7/16"	Chrome	4
40102P	Puzzle Style Lock	1.33"	1/2"	Chrome	4
40105P	Puzzle Style Lock	1.33"	12x1.25	Chrome	4
40106P	Puzzle Style Lock	1.33"	12x1.50	Chrome	4
40108P	Puzzle Style Lock	1.33"	12x1.75	Chrome	4
40109P	Puzzle Style Lock	1.33"	14x1.50	Chrome	4



Acorn Wheel Locks - Socket Style

40911P	Socket Style	1.25"	7/16"	Chrome	4
40912P	Socket Style	1.25"	1/2"	Chrome	4
40915P	Socket Style	1.25"	12x1.25	Chrome	4
40916P	Socket Style	1.25"	12x1.50	Chrome	4
40917P	Socket Style	1.25"	14x1.50	Chrome	4
40918P	Socket Style	1.25"	12x1.75	Chrome	4
40919P	Socket Style	1.25"	14x2.00	Chrome	4

Tall Acorn Wheel Locks - Socket Style

40912LP	Socket Style	2.00"	1/2"	Chrome	4
40917LP	Socket Style	2.00"	14x1.50	Chrome	4
40918LP	Socket Style	2.00"	12x1.75	Chrome	4
40919LP	Socket Style	2.00"	14x2.00	Chrome	4
40920LP	Socket Style	2.00"	9/16"	Chrome	4

Open End Acorn Wheel Locks - Socket Style

40901P	Open End Socket Style	0.75"	7/16"	Chrome	4
40902P	Open End Socket Style	0.75"	1/2"	Chrome	4
40903P	Open End Socket Style	0.75"	9/16"	Chrome	4
40905P	Open End Socket Style	0.75"	12x1.25	Chrome	4
40906P	Open End Socket Style	0.75"	12x1.50	Chrome	4
40907P	Open End Socket Style	0.75"	14x1.50	Chrome	4
40908P	Open End Socket Style	0.75"	12x1.75	Chrome	4
40909P	Open End Socket Style	0.75"	14x2.00	Chrome	4

Ball Seat Bolt Locks

40551P	Socket Style 12R	39mm/1.55"	12x1.50	Chrome	4
40554P	Socket Style 14R	24mm/0.93"	14x1.50	Chrome	4
40555P	Socket Style 12R	28mm/1.10"	12x1.50	Chrome	4
40556P	Socket Style 14R	28mm/1.10"	14x1.50	Chrome	4

Cone Seat Bolt Locks (60° conical)

40552P	Socket Style	28mm/1.10"	12x1.50	Chrome	4
40553P	Socket Style	24mm/0.93"	12x1.50	Chrome	4
40557P	Socket Style	28mm/1.10"	14x1.50	Chrome	4
4057LP	Socket Style	39mm/1.55"	14x1.50	Chrome	4

CLAMSHELLED LUG NUTS / MUTEKI

Part No. Description QTY per Kit

Washers



60201P	Standard Mag	4
60202P	Duplex Mag	4
60203P	Short Shank	4
60212P	Off-center Keystone-type	4
60213P	Centered Keystone-type	4
60214P	Off-Center ET	4
60221P	Off-center Cragar-type	4
60222P	Centered Cragar-type	4

Wheel Spacer Twin Packs



47101B	4 Lug 6mm Thick (3-3/4", 4", 4-1/4", 4-1/2") 98mm, 100mm, 108mm, 110mm, 114.3mm, 120mm	2
47102B	5 lug 8mm Thick (4-1/4", 4-1/2", 4-3/4", 5") 108mm, 112mm, 114.3mm, 115mm, 120mm, 130mm	2
47103B	6 lug 6mm Thick	2
47104B	8 lug 6mm Thick 8-6.5 (8-170)	2
47105B	5 5-1/2(139.7mm)(5-135mm)/6 5-1/2(139.9mm) 6mm Thick	2
47106B	5 Lug 8mm Thick (100mm to 120, 3-3/4", to 4-3/5")	2
47107B	4 Lug 3mm Thick (3-3/4", 4", 4-1/4", 4-1/2") 5 Lug 3mm Thick (4", 4-1/4", 4-1/2", 4-3/4")	2
47109B	4 Lug 5mm Thick (3-3/4", 4", 4-1/4", 4-1/2") 5 Lug 5mm Thick (4", 4-1/4", 4-1/2", 4-3/4")100mm/120mm	2

Tire Valve Stems & Valve Stem Caps



45101B	Straight - Chrome	4
45103B	TR-413 Snap-in with Sleeve	4
45105B	Chrome Enkei Style 1.70" Length	4
45301B	TR-413 Rubber Snap-In	4
45303B	TR-18 Rubber Snap-In	4

MUTEKI HUB RING

HR7366A	73/66	2
HR7357A	73/57	2
HR7367A	73/67	2
HR7370A	73/70	2
HR7356A	73/56	2
HR7360A	73/60	2
HR7364A	73/64	2
HR6356A	63/56	2
HR6556A	65/56	2

MUTEKI Closed-End Nuts

3T886T	M12 x 1.50	TITANIUM	10 kits	20 kits
3T885T	M12 x 1.25	TITAINUM	10 kits	20 kits
3T886BT	M12 x 1.50	BURNED TITANIUM	10 kits	20 kits
3T885BT	M12 x 1.25	BURNED TITANIUM	10 kits	20 kits
3T887BT	M14 X 1.50	BURNED TITANIUM	10 kits	20 kits

MUTEKI / SR SERIES

Part No.	Thread	Finish	Inner Pack Qty.	Master Pack Qty.
MUTEKI Open-End Nuts				
31885B	M12 x 1.25	DEEP BLACK	10 kits	20 kits
31885C	M12 x 1.25	CHROME	10 kits	20 kits
31885L	M12 x 1.25	PURPLE	10 kits	20 kits
31885R	M12 x 1.25	RED	10 kits	20 kits
31885U	M12 x 1.25	BLUE	10 kits	20 kits
31885T	M12 x 1.25	C. TITANIUM	10 kits	20 kits
31886B	M12 x 1.50	DEEP BLACK	10 kits	20 kits
31886C	M12 x 1.50	CHROME	10 kits	20 kits
31886L	M12 x 1.50	PURPLE	10 kits	20 kits
31886R	M12 x 1.50	RED	10 kits	20 kits
31886U	M12 x 1.50	BLUE	10 kits	20 kits
31886T	M12 x 1.50	C. TITANIUM	10 kits	20 kits
30809G	Key Adapter			

Each clamshelled kit includes 20 pcs. lug nuts, 1 pc. wrench adapter.



MUTEKI Closed-End Nuts				
41885B	M12 x 1.25	DEEP BLACK	10 kits	20 kits
41885C	M12 x 1.25	CHROME	10 kits	20 kits
41885L	M12 x 1.25	PURPLE	10 kits	20 kits
41885R	M12 x 1.25	RED	10 kits	20 kits
41885U	M12 x 1.25	BLUE	10 kits	20 kits
41886T	M12 x 1.25	C. TITANIUM	10 kits	20 kits
41886B	M12 x 1.50	DEEP BLACK	10 kits	20 kits
41886C	M12 x 1.50	CHROME	10 kits	20 kits
41886L	M12 x 1.50	PURPLE	10 kits	20 kits
41886R	M12 x 1.50	RED	10 kits	20 kits
41886U	M12 x 1.50	BLUE	10 kits	20 kits
41886T	M12 x 1.50	C. TITANIUM	10 kits	20 kits
30809G	Key Adapter			

Each clamshelled kit includes 20 pcs. lug nuts, 1 pc. wrench adapter.



SR48 MUTEKI Open-End Nuts				
32905B	M12 x 1.25	BLACK	10 kits	20 kits
32905T	M12 x 1.25	TITANIUM	10 kits	20 kits
32905N	M12 x 1.25	CHROME NEON	10 kits	20 kits
32905L	M12 x 1.25	PURPLE	10 kits	20 kits
32905R	M12 x 1.25	RED	10 kits	20 kits
32905U	M12 x 1.25	BLUE	10 kits	20 kits
32905S	M12 x 1.25	SILVER	10 kits	20 kits
32905UN	M12 x 1.25	BURNED BLUE NEON	10 kits	20 kits
32905K	M12 x 1.25	PINK	10 kits	20 kits
32905Z	M12 x 1.25	CHROME YELLOW	10 kits	20 kits
32905G	M12 x 1.25	GREEN	10 kits	20 kits
32905O	M12 X 1.25	ORANGE	10 kits	20 kits
32906B	M12 x 1.50	BLACK	10 kits	20 kits
32906T	M12 x 1.50	TITANIUM	10 kits	20 kits
32906N	M12 x 1.50	CHROME NEON	10 kits	20 kits
32906L	M12 x 1.50	PURPLE	10 kits	20 kits
32906R	M12 x 1.50	RED	10 kits	20 kits
32906U	M12 x 1.50	BLUE	10 kits	20 kits
32906S	M12 x 1.50	SILVER	10 kits	20 kits
32906UN	M12 x 1.50	BURNED BLUE NEON	10 kits	20 kits



MUTEKI / SR SERIES

Part No.	Thread	Finish	Inner Pack Qty.	Master Pack Qty.
32906K	M12 x 1.50	PINK	10 kits	20 kits
32906Z	M12 x 1.50	CHROME YELLOW	10 kits	20 kits
32906G	M12 x 1.50	GREEN	10 kits	20 kits
32905O	M12 x1.50	ORANGE	10 kits	20 kits

Each clamshelled kit includes 20 pcs. lug nuts, 1 pc. wrench adapter.

SR48 MUTEKI Lock Nuts

32901B	M12 x 1.25	BLACK	10 kits	20 kits
32901T	M12 x 1.25	TITANIUM	10 kits	20 kits
32901N	M12 x 1.25	CHROME NEON	10 kits	20 kits
32901L	M12 x 1.25	PURPLE	10 kits	20 kits
32901R	M12 x 1.25	RED	10 kits	20 kits
32901U	M12 x 1.25	BLUE	10 kits	20 kits
32901S	M12 x 1.25	SILVER	10 kits	20 kits
32901UN	M12 x 1.25	BURNED BLUE NEON	10 kits	20 kits
32901K	M12 x 1.25	PINK	10 kits	20 kits
32901O	M12 x 1.25	ORANGE	10 kits	20 kits
32901Z	M12 x 1.25	CHROME YELLOW	10 kits	20 kits
32902B	M12 x 1.50	BLACK	10 kits	20 kits
32902T	M12 x 1.50	TITANIUM	10 kits	20 kits
32902N	M12 x 1.50	CHROME NEON	10 kits	20 kits
32902L	M12 x 1.50	PURPLE	10 kits	20 kits
32902R	M12 x 1.50	RED	10 kits	20 kits
32902U	M12 x 1.50	BLUE	10 kits	20 kits
32902S	M12 x 1.50	SILVER	10 kits	20 kits
32902UN	M12 x 1.50	BURNED BLUE NEON	10 kits	20 kits
32902K	M12 x 1.50	PINK	10 kits	20 kits
32902O	M12 x 1.50	ORANGE	10 kits	20 kits
32902Z	M12 x 1.50	CHROME YELLOW	10 kits	20 kits
3211LK	#11 Key Adapter			
3213LK	#13 Key Adapter			
3216LK	#16 Key Adapter			
3219LK	#19 Key Adapter			

Each clamshelled kit includes 4 pcs. locks, 2 pcs. wrench adapter keys.

SR35 MUTEKI Nut and Lock Complete Set

32925BP	M12 x 1.25	BLACK	10 kits	20 kits
32925NP	M12 x 1.25	CHROME NEON	10 kits	20 kits
32925RP	M12 x 1.25	RED	10 kits	20 kits
32925UP	M12 x 1.25	BLUE	10 kits	20 kits
32925LP	M12 x 1.25	PURPLE	10 kits	20 kits
32925SP	M12 x 1.25	SILVER	10 kits	20 kits
32925TP	M12 x 1.25	C. TITANIUM	10 kits	20 kits
32926BP	M12 x 1.50	BLACK	10 kits	20 kits
32926NP	M12 x 1.50	CHROME NEON	10 kits	20 kits
32926RP	M12 x 1.50	RED	10 kits	20 kits
32926UP	M12 x 1.50	BLUE	10 kits	20 kits
32926LP	M12 x 1.50	PURPLE	10 kits	20 kits
32926SP	M12 x 1.50	SILVER PEARL	10 kits	20 kits
32926TP	M12 x 1.50	C. TITANIUM	10 kits	20 kits
3211LK	#11 Key Adapter			
3213LK	#13 Key Adapter			
3216LK	#16 Key Adapter			
3219LK	#19 Key Adapter			

Each clamshelled kit includes 16 pcs. lug nuts, 4 pcs. locks, 1 pc. wrench adapter key.



MUTEKI / SR SERIES

Part No.	Thread	Finish	Inner Pack Qty.	Master Pack Qty.
SR45R MUTEKI Open-End Nuts				
32935B	M12 x 1.25	BLACK	10 kits	20 kits
32935UN	M12 x 1.25	BURNED BLUE NEON	10 kits	20 kits
32935RN	M12 x 1.25	BURNED TITAN	10 kits	20 kits
32935R	M12 x 1.25	RED	10 kits	20 kits
32935U	M12 x 1.25	BLUE	10 kits	20 kits
32935Y	M12 x 1.25	YELLOW	10 kits	20 kits
32936B	M12 x 1.50	BLACK	10 kits	20 kits
32936UN	M12 x 1.50	BURNED BLUE NEON	10 kits	20 kits
32936RN	M12 x 1.50	BURNED TITAN	10 kits	20 kits
32936R	M12 x 1.50	RED	10 kits	20 kits
32936U	M12 x 1.50	BLUE	10 kits	20 kits
32936Y	M12 x 1.50	YELLOW	10 kits	20 kits

SR45R MUTEKI LOCK SET				
34937B	M12 x 1.25	BLACK	10 kits	20 kits
34937R	M12 x 1.25	RED	10 kits	20 kits
34937U	M12 x 1.25	BLUE	10 kits	20 kits
34937Y	M12 x 1.25	YELLOW	10 kits	20 kits
34937UN	M12 x 1.25	BURNED BLUE NEON	10 kits	20 kits
34937RN	M12 x 1.25	BURNED TITAN	10 kits	20 kits
34938B	M12 x 1.50	BLACK	10 kits	20 kits
34938R	M12 x 1.50	RED	10 kits	20 kits
34938U	M12 x 1.50	BLUE	10 kits	20 kits
34938Y	M12 x 1.50	YELLOW	10 kits	20 kits
34938UN	M12 x 1.50	BURNED BLUE NEON	10 kits	20 kits
34938RN	M12 x 1.50	BURNED TITAN	10 kits	20 kits

SR45R MUTEKI CLOSED END CAP				
33100B	1/2/20	BLACK		100 kits
33100R	1/2/20	RED		100 kits
33100U	1/2/20	BLUE		100 kits
33100Y	1/2/20	YELLOW		100 kits

SR45S MUTEKI Open-End Nuts				
32945B	M12 x 1.25	BLACK	10 kits	20 kits
32945T	M12 x 1.25	SMOKE TITANIUM	10 kits	20 kits
32946B	M12 x 1.50	BLACK	10 kits	20 kits
32946T	M12 x 1.50	SMOKE TITANIUM	10 kits	20 kits

SR45S MUTEKI LOCK SET				
34947B	M12 x 1.25	BLACK	10 kits	20 kits
34947T	M12 x 1.25	SMOKE TITANIUM	10 kits	20 kits
34948B	M12 x 1.50	BLACK	10 kits	20 kits
34948T	M12 x 1.50	SMOKE TITANIUM	10 kits	20 kits

SR45S MUTEKI CLOSED END CAP				
33200B	1/2/20	BLACK		100 kits
33200R	1/2/20	RED		100 kits
33200U	1/2/20	BLUE		100 kits
33200Y	1/2/20	YELLOW		100 kits

MUTEKI SPACER



Part No.	Bolt Pattern	Thickness	I.D.	Thread	Application	Master Pack Qty.
MUTEKI BOLT-ON SPACER						
47301M	5x114.3	20mm	66.1mm	12x1.25	Nissan	2
47303M	5x100	20mm	56.1mm	12x1.25	86/BRZ	2
47304M	5x114.3	20mm	56.1mm	12x1.25	Subaru	2
47307M	5x114.3	20mm	60.1mm	12x1.50	Toyota/Lexus	2
47306M	5x114.3	15mm	60.1mm	12x1.50	Toyota/Lexus	2
47309M	5x100 to 5x114.3	25mm	56.1mm	12x1.25	86/BRZ	2
47310M	5x114.3	20mm	67.1mm	12x1.50	Mits/Maz/Hyun	2
47315M	5x114.3	20mm	64.1mm	12x1.50	Honda/Acura	2

Part No.	Bolt Pattern	Thickness	I.D.	Thread	Application	Master Pack Qty.
MUTEKI SLIP-ON SPACER						
47050M	5x120	10mm	72.56mm		BMW	2
47000M	5x120	12mm	72.56mm		BMW	2
47001M	5x120	15mm	72.56mm		BMW	2
47002M	5x120	17mm	72.56mm		BMW	2
47003M	5x120	20mm	72.56mm		BMW	2
47004M	5x112	12mm	66.56mm		Mercedes	2
47005M	5x112	15mm	66.56mm		Mercedes	2
47006M	5x112	17mm	66.56mm		Mercedes	2
47007M	5x112	20mm	66.56mm		Mercedes	2
47008M	5x130	12mm	71.50mm		Porsche	2
47009M	5x130	15mm	71.50mm		Porsche	2
47010M	5x130	17mm	71.50mm		Porsche	2
47011M	5x130	20mm	71.50mm		Porsche	2
47052M	5x112 & 5x100	10mm	57.10mm		VW/AUDI	2
47012M	5x112 & 5x100	12mm	57.10mm		VW/AUDI	2
47013M	5x112 & 5x100	15mm	57.10mm		VW/AUDI	2
47014M	5x112 & 5x100	17mm	57.10mm		VW/AUDI	2
47015M	5x112 & 5x100	20mm	57.10mm		VW/AUDI	2
47053M	5x114.3	10mm	66.10mm		Nissan/Infiniti	2
47016M	5x114.3	12mm	66.10mm		Nissan/Infiniti	2
47017M	5x114.3	15mm	66.10mm		Nissan/Infiniti	2
47018M	5x114.3	17mm	66.10mm		Nissan/Infiniti	2
47019M	5x114.3	20mm	66.10mm		Nissan/Infiniti	2
47054M	5x114.3	10mm	64.10mm		Honda/Acura	2
47020M	5x114.3	12mm	64.10mm		Honda/Acura	2
47021M	5x114.3	15mm	64.10mm		Honda/Acura	2
47022M	5x114.3	17mm	64.10mm		Honda/Acura	2
47023M	5x114.3	20mm	64.10mm		Honda/Acura	2
47055M	5x114.3	10mm	67.10mm		Mits/Maz/Hyundai	2
47028M	5x114.3	12mm	67.10mm		Mits/Maz/Hyundai	2
47029M	5x114.3	15mm	67.10mm		Mits/Maz/Hyundai	2
47030M	5x114.3	17mm	67.10mm		Mits/Maz/Hyundai	2
47031M	5x114.3	20mm	67.10mm		Mits/Maz/Hyundai	2
47058M	5x100	10mm	56.10mm		86/FRS/BRZ	2
47040M	5x100	12mm	56.10mm		86/FRS/BRZ	2
47041M	5x100	15mm	56.10mm		86/FRS/BRZ	2
47042M	5x100	17mm	56.10mm		86/FRS/BRZ	2
47043M	5x100	20mm	56.10mm		86/FRS/BRZ	2

MONSTER LUG

Part No.	Thread	Finish	Inner Pack Qty.	Master Pack Qty.
MONSTER LUG Open-End Nuts				
33006C	M14 x 1.50	CHROME	10 kits	20 kits
33006B	M14 x 1.50	BLACK	10 kits	20 kits
33006T	M14 x 1.50	BLACK CHROME	10 kits	20 kits
33006N	M14 x 1.50	NEON	10 kits	20 kits
33006R	M14 x 1.50	RED	10 kits	20 kits
33006U	M14 x 1.50	BLUE	10 kits	20 kits
33006L	M14 x 1.50	PURPLE	10 kits	20 kits
33006S	M14 x 1.50	SILVER	10 kits	20 kits
33004C	1/2"	CHROME	10 kits	20 kits
33004B	1/2"	BLACK	10 kits	20 kits
33004T	1/2"	BLACK CHROME	10 kits	20 kits
33004N	1/2"	NEON	10 kits	20 kits
33004R	1/2"	RED	10 kits	20 kits
33004U	1/2"	BLUE	10 kits	20 kits
33004L	1/2"	PURPLE	10 kits	20 kits
33004S	1/2"	SILVER	10 kits	20 kits



MONSTER LUG 35				
32999B	Monster Lug 35 12x1.50	Black	10 kits	20 kits
32999C	Monster Lug 35 12x1.50	Chrome	10 kits	20 kits
33000B	Monster Lug 35 14x1.50	Black	10 kits	20 kits
33000C	Monster Lug 35 14x1.50	Chrome	10 kits	20 kits
33001B	Monster Lug 35 1/2"	Black	10 kits	20 kits
33001B	Monster Lug 35 1/2"	Chrome	10 kits	20 kits
32929C	Monster 35 Lock set 12x1.50	Black	10 kits	20 kits
32999C	Monster 35 Lock set 12x1.50	Chrome	10 kits	20 kits
33000B	Monster 35 Lock set 14x1.50	Black	10 kits	20 kits
33000C	Monster 35 Lock set 14x1.50	Chrome	10 kits	20 kits
33001C	Monster 35 Lock set 1/2"	Chrome	10 kits	20 kits



MONSTER LUG LOCK SET				
33002B	Monster Lock Set 14x1.50	Black	10 kits	20 kits
33002C	Monster Lock Set 14x1.50	Chrome	10 kits	20 kits
33002T	Monster Lock Set 14x1.50	T. Chrome	10 kits	20 kits
33002S	Monster Lock Set 14x1.50	Silver	10 kits	20 kits
33002R	Monster Lock Set 14x1.50	Red	10 kits	20 kits
33002U	Monster Lock Set 14x1.50	Blue	10 kits	20 kits
33002L	Monster Lock Set 14x1.50	Purple	10 kits	20 kits
33002N	Monster Lock Set 14x1.50	C. Neon	10 kits	20 kits
33005B	Monster Lock Set 1/2"	Black	10 kits	20 kits
33005C	Monster Lock Set 1/2"	Chrome	10 kits	20 kits
33005T	Monster Lock Set 1/2"	T. Chrome	10 kits	20 kits
33005N	Monster Lock Set 1/2"	C. Neon	10 kits	20 kits

MONSTER LUG / MEVIUS LUG BOLT



Part No.	Description	Finish	Inner Pack Qty.	Master Pack Qty.
MONSTER LUG CLOSED END CAP				
33007B	Monster Lug Closed End Cap	Black		22 pcs.
33007C	Monster Lug Closed End Cap	Chrome		22 pcs.
33007R	Monster Lug Closed End Cap	Red		22 pcs.
33007U	Monster Lug Closed End Cap	Blue		22 pcs.
33007D	Monster Lug Closed End Cap	Gold		22 pcs.
33007X	Monster Lug Closed End Cap	Glow in Dark		22 pcs.
33007Y	Monster Lug Closed End Cap	Yellow		22 pcs.
33007W	Monster Lug Closed End Cap	White		22 pcs.
33007S	Monster Lug Closed End Cap	Silver		22 pcs.
33007O	Monster Lug Closed End Cap	Orange		22 pcs.
33007L	Monster Lug Closed End Cap	Purple		22 pcs.
33007K	Monster Lug Closed End Cap	Pink		22 pcs.
33007G	Monster Lug Closed End Cap	Green		22 pcs.



MEVIUS Euro Lug Bolts				
40601B	M14 x 1.50, 27mm T.L.	BLACK		5 kits 10 kits
40602B	M14 x 1.50, 40mm T.L.	BLACK		5 kits 10 kits
40603B	M14 x 1.50, 50mm T.L.	BLACK		5 kits 10 kits
40601UN	M14 x 1.50, 27mm T.L.	BLUE NEON		5 kits 10 kits
40602UN	M14 x 1.50, 40mm T.L.	BLUE NEON		5 kits 10 kits
40603UN	M14 x 1.50, 50mm T.L.	BLUE NEON		5 kits 10 kits
40601N	M14 x 1.50, 27mm T.L.	CHROME NEON		5 kits 10 kits
40602N	M14 x 1.50, 40mm T.L.	CHROME NEON		5 kits 10 kits
40603N	M14 x 1.50, 50mm T.L.	CHROME NEON		5 kits 10 kits
40611BR	M14 x 1.50, 27mm T.L.	BLACK	14R	5 kits 10 kits
40612BR	M14 x 1.50, 40mm T.L.	BLACK	14R	5 kits 10 kits
40613BR	M14 x 1.50, 50mm T.L.	BLACK	14R	5 kits 10 kits
40611UNR	M14 x 1.50, 27mm T.L.	BLUE NEON	14R	5 kits 10 kits
40612UNR	M14 x 1.50, 40mm T.L.	BLUE NEON	14R	5 kits 10 kits
40613UNR	M14 x 1.50, 50mm T.L.	BLUE NEON	14R	5 kits 10 kits
40611NR	M14 x 1.50, 27mm T.L.	CHROME NEON	14R	5 kits 10 kits
40612NR	M14 x 1.50, 40mm T.L.	CHROME NEON	14R	5 kits 10 kits
40613NR	M14 x 1.50, 50mm T.L.	CHROME NEON	14R	5 kits 10 kits
40621B	M12 x 1.50, 27mm T.L.	BLACK		5 kits 10 kits
40622B	M12 x 1.50, 40mm T.L.	BLACK		5 kits 10 kits
40623B	M12 x 1.50, 50mm T.L.	BLACK		5 kits 10 kits
40621UN	M12 x 1.50, 27mm T.L.	BLUE NEON		5 kits 10 kits
40622UN	M12 x 1.50, 40mm T.L.	BLUE NEON		5 kits 10 kits
40623UN	M12 x 1.50, 50mm T.L.	BLUE NEON		5 kits 10 kits
40621N	M12 x 1.50, 27mm T.L.	CHROME NEON		5 kits 10 kits
40622N	M12 x 1.50, 40mm T.L.	CHROME NEON		5 kits 10 kits
40623N	M12 x 1.50, 50mm T.L.	CHROME NEON		5 kits 10 kits
40631BR	M12 x 1.50, 27mm T.L.	BLACK	14R	5 kits 10 kits
40632BR	M12 x 1.50, 40mm T.L.	BLACK	14R	5 kits 10 kits
40633BR	M12 x 1.50, 50mm T.L.	BLACK	14R	5 kits 10 kits

MEVIUS LUG BOLT

Part No.	Description	Finish		Inner Pack Qty.	Master Pack Qty.
40631UNR	M12 x 1.50, 27mm T.L.	BLUE NEON	14R	5 kits	10 kits
40632UNR	M12 x 1.50, 40mm T.L.	BLUE NEON	14R	5 kits	10 kits
40633UNR	M12 x 1.50, 50mm T.L.	BLUE NEON	14R	5 kits	10 kits
40631NR	M12 x 1.50, 27mm T.L.	CHROME NEON	14R	5 kits	10 kits
40632NR	M12 x 1.50, 40mm T.L.	CHROME NEON	14R	5 kits	10 kits
40633NR	M12 x 1.50, 50mm T.L.	CHROME NEON	14R	5 kits	10 kits
40591B	M14 x 1.25, 27mm T.L.	BLACK		5 kits	10 kits
40592B	M14 x 1.25, 40mm T.L.	BLACK		5 kits	10 kits
40591UN	M14 x 1.25, 27mm T.L.	BLUE NEON		5 kits	10 kits
40592UN	M14 x 1.25, 40mm T.L.	BLUE NEON		5 kits	10 kits
40591N	M14 x 1.25, 27mm T.L.	CHROME NEON		5 kits	10 kits
40591N	M14 x 1.25, 40mm T.L.	CHROME NEON		5 kits	10 kits

Each boxed kit includes 20 pcs. lug bolts, hex size is 17mm