



INSTRUCTIONS
 4" OVAL PLATINUM STEP BARS
 2007 JEEP WRANGLER 4-DOOR
 P/N: 21-3290 /21-3295

ITEM	QUANTITY	CONTENTS	TOOLS
1	2	SIDE BAR (DRIVER & PASSENGER SIDE)	10MM SOCKET + RATCHET
2	6	MOUNTING BRACKETS	8MM SOCKET + RATCHET
3	4	10 MM X35 MM HEX HEAD BOLTS	4MM HEX KEY (PROVIDED)
4	4	10 MM NUT PLATES	
5	4	10 MM LOCK WASHERS	
6	4	10 MM FENDER WASHERS	
7	2	8 MM X 35 MM HEX HEAD BOLTS	
8	12	8 MM X 25 MM HEX HEAD BOLTS	
9	14	8 MM LOCK WASHERS	
10	12	8 MM FLAT WASHERS	
11	2	8 MM BIG FENDER WASHERS	
12	12	6 MM X 25 MM BUTTON HEAD HEX SOCKET SCREWS	
13	12	6 MM NYLON INSERT LOCK NUTS	
14	24	6 MM FENDER WASHERS	
15	1	4 MM HEX KEY	

1. Insert one 10MM nut plate into the front driver side frame slot with the nut facing up. (Figure 1)
2. Under the front driver side portion of the rocker panel are two factory running board hole locations. Attach one mounting bracket to the previously installed nut plate by using the supplied 10MM hex head bolt, lock washer, and flat washer. Then secure the mounting bracket to the rocker panel by using the supplied 6MM button head screws, lock washers, fender washers, and lock nuts. Holes for the side bar face the rear tire. (Figure 2 + 3)
3. Repeat steps 1-2 for driver center bracket except that the holes for the side bar face the front tire.
4. Installation of driver rear brackets are the same as the front brackets except the 8MM X 25MM bolts are used along with the 8MM fender washers.
5. Install the driver side bar to the mounting brackets by using the supplied 8MM X 35MM hex head bolts lock washers, and flat washers. (Figure 4)
6. Tighten all hardware at this time.
7. Repeat steps 1-6 For passenger side install.
 (it is recommended to recheck and tighten hardware occasionally)

CARE INSTRUCTIONS

- REGULAR WAXING IS RECOMMENDED. DO NOT USE ANY TYPE OF POLISH OR WAX THAT MAY CONTAIN ABRASIVES
- STAINLESS STEEL PRODUCTS CAN BE CLEANED WITH MILD SOAP AND WATER. STAINLESS STEEL POLISH SHOULD BE USED TO POLISH SMALL SCRATCHES.
- GLOSS BLACK FINISHES SHOULD BE CLEANED WITH MILD SOAP AND WATER





INSTRUCTIONS
4" OVAL PLATINUM STEP BARS
2007 JEEP WRANGLER 4-DOOR
P/N: 21-3290 /21-3295




FIGURE 1



FIGURE 2




FIGURE 3




FIGURE 4




FIGURE 5

Feel the difference with Westin.

Check out the collection of side steps and nerf bars we offer.