


INSTALLATION INSTRUCTIONS

Underbed Boxes

Model 524 through 662



IMPORTANT BEFORE YOU BEGIN

Read these instructions and warnings completely before installation.

INSTALLATION INSTRUCTIONS

Due to the various chassis that this product can be used on, contact a truck equipment dealer for mounting procedures and support brackets or angles. If you decide to make these brackets or angles yourself, **do not use any steel less than 1/4" in thickness.**

! DANGER

Danger of explosion. Do not use this product for storing or transporting flammables, explosives, hazardous materials, or hazardous waste, such as containers of gasoline, solvents, gun powder, dynamite, propane tanks, acetylene tanks and cutting torches. This product is only intended and safe for use in storing and transporting small tools, equipment and other similar materials. Any modifications made to, or unintended use of this product, could create a hazardous condition that can cause death, serious personal injury or property damage.

! WARNING

If the proper bracket support or angles are not used, the box could drop off the vehicle while it's moving and cause personal injury or property damage.

Rev. G 2/04 Part No. 24-0524

weather guard[®]

DIVISION OF KNAACK MFG. CO.

⚠ CAUTION

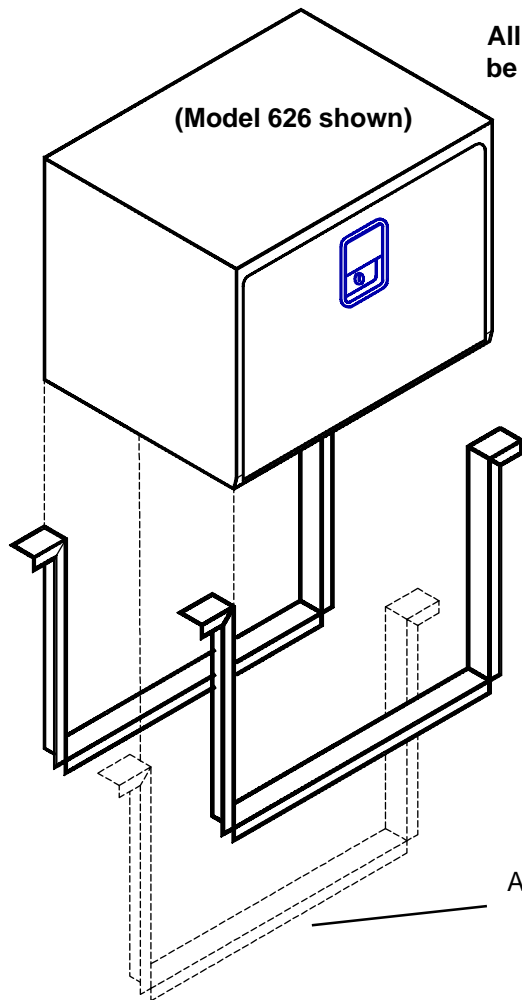
To keep debris out of your eyes when checking the underside of the vehicle, or when drilling, always wear protective eyewear.

⚠ WARNING

Prior to drilling, so as not to cut or puncture fuel tanks, fuel lines, brake lines, electric wires, etc., check under vehicle for locations.

⚠ CAUTION

If welding is to be done on the vehicle chassis, disconnect the cables from the battery, to prevent shorting out electrical components on the vehicle.



(Model 626 shown)

TYPE A

Type "A" brackets to be mounted at the front and rear edge of Underbed Box

All steel and aluminum boxes must be mounted with either Type "A" or Type "B" brackets

Under Body Mounting

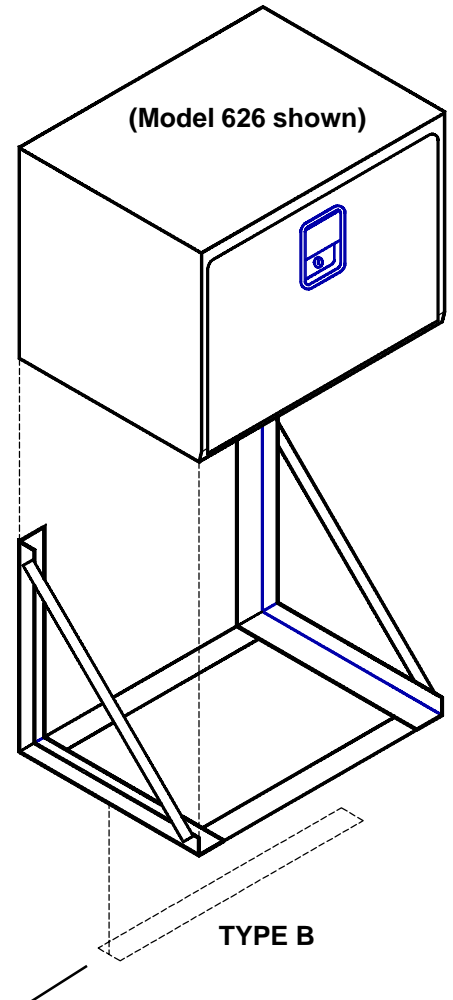
The box must be mounted as shown or structural damage will occur to the box.

Stake Bed Top Mounting

The box must be mounted with the bottom fully supported or structural damage will occur to the box.

A third Type "A" bracket should be used in the center of 24" deep Underbeds

A third cross brace should be used in the center of the Type "B" bracket when mounting a 24" deep Underbed



(Model 626 shown)

TYPE B