




**Weasler®**

**CV JOINT**

## 50° CONSTANT VELOCITY



*The constant velocity universal joint (CV) allows smooth machine operation through a broad range of motion. These joints allow the machine to be designed with the input shaft in the best operating position and yet allow the operator to maneuver as needed. The CV delivers constant power by self-canceling torque and speed fluctuations typically found in single cardan-type universal joints.*

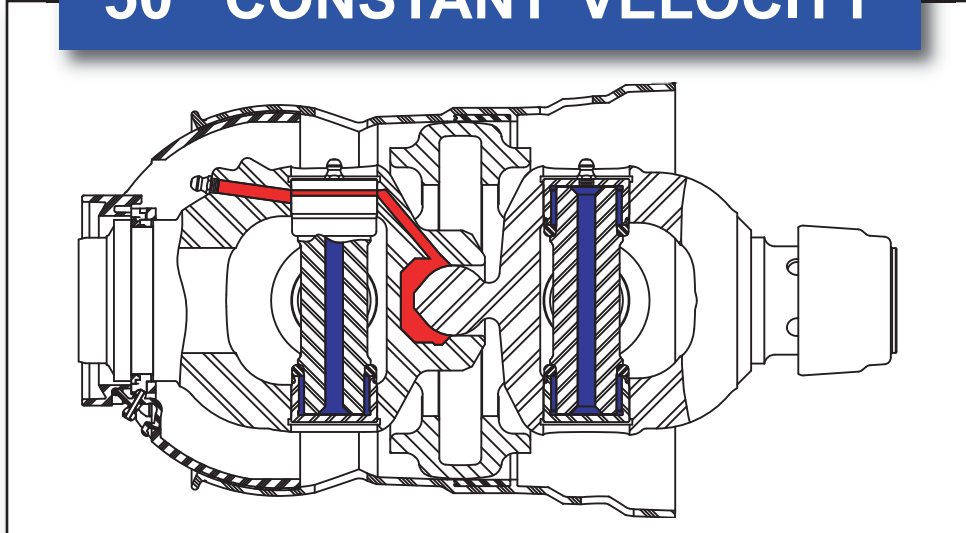
## PERFORMANCE BENEFITS

- SIZES AVAILABLE FROM 15 HP (12 kW) AT 540 RPM UP TO 232 HP (173 kW) AT 1000 RPM FOR 1000 HOURS OF LIFE AT 10° TOTAL ANGLE
- MINIMAL VIBRATION AT HIGH TURN ANGLES
- LIGHTWEIGHT COMPACT DESIGN FOR HANDLING EASE
- HARDENED BALL AND SOCKET PROVIDES LONG LIFE
- NUMEROUS TELESCOPING MEMBERS TO MEET APPLICATION REQUIREMENTS
- AUTO-LOK YOKES AVAILABLE FOR EASE OF ATTACHMENT
- ARTICULATED GUARD SYSTEM (OPTIONAL) PROVIDES FULL COVERAGE AT MAXIMUM ANGLE
- CAN BE LUBRICATED WITH THE GUARD SYSTEM IN POSITION
- GUARD SYSTEMS MEET ALL INTERNATIONAL STANDARDS
- "E" CROSS AND BEARING KIT AVAILABLE FOR INCREASED DYNAMIC CAPACITY
- GREATER OPERATING ANGLES THAN TRADITIONAL BALL-STYLE CV'S
- CAN BE USED FOR HIGH SPEED APPLICATIONS UP TO 3600 RPM

*Quality fits. Every time.*



## 50° CONSTANT VELOCITY



### DESIGN FEATURES

- 50° MAXIMUM SHORT DURATION OR STANDSTILL OPERATION

*WARNING: OPERATING BEYOND 50° WILL RESULT IN JOINT DAMAGE*

- 40° MAXIMUM CONTINUOUS OPERATION

*NOTE: OPERATING CONDITIONS MUST BE REVIEWED BY WEASLER APPLICATIONS ENGINEERING.*

- PRESSURIZED BALL & SOCKET LUBRICATION SYSTEM (PATENTED)
- HARDENED BALL AND SOCKET (PATENTED)
- COMPACT SIZE
- INTEGRAL BRIDGE YOKES
- TELESCOPING MEMBERS
  - HARDENED SPLINE OR RECTANGULAR SHAFTING
  - STANDARD COATED PROFILE TUBE SIZES
- AUTO-LOK ATTACHMENT AVAILABLE (PATENTED)
- CE CERTIFIED AND ISO COMPLIANT GUARD SYSTEMS
- OPERATING TORQUE UP TO 30,000 in•lb (3400 Nm)
- "E" CROSS AND BEARING KIT AVAILABLE FOR INCREASED DYNAMIC CAPACITY




**Weasler**<sup>®</sup>

**50° CONSTANT VELOCITY JOINT  
OVER ANGLE**

These pictures show damage resulting from contact of the ball and socket with the center housing when operating a 50° constant velocity (CV) joint beyond the 50° design limit. If contact occurs when the driveline is not turning, the center housing will be dented as shown, and the ball may separate. If contact occurs while the driveline is turning, the center housing will have a longer contact area in the same location as the non-operating dent, and the ball may separate.



CENTER HOUSING



CENTER HOUSING



SOCKET YOKE



CENTER HOUSING