



IMPORTANT SAFETY INSTRUCTIONS FOR JUMP STARTING AN ENGINE

Note: Consult vehicle owners manual and follow all instructions.

Working in vicinity of lead acid battery is dangerous. Batteries generate explosive gasses during normal battery operation. It is very important that you read these instructions and follow them exactly.

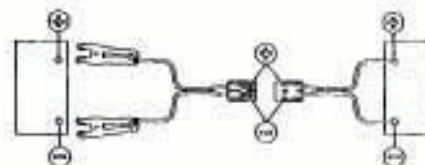
Shield eyes and face from batteries at all times. Be sure vent caps are tight and level. Place damp cloth over any vent caps on both batteries. Handle cloth carefully. Do not allow cloth to come in contact with eyes, skin, or clothing. Wear complete eye and clothing protection. Avoid touching eyes while working near battery. Be sure vehicles do not touch, and both electrical systems are of the same voltage.

Determine whether "dead" battery has a (negative (-) neg.) or (positive (+) pos.) terminal connection to ground. The ground lead is connected to engine block, frame, or other suitable metallic ground. The battery terminal connected to the starter is **NOT** grounded. All vehicles manufactured in U.S.A. after 1955 are negative terminal grounded. All European and Asian passenger vehicles have been negative ground since 1971.

- Be careful to avoid moving parts and fan blades.
- **CAUTION** - Do not drop metal tools on battery to reduce risk of explosion due to sparks or short circuit.
- Do not smoke or use open flame near battery.
- Only jump start vehicles of the same voltage (12V to 12V, 6V to 6V). An external power source other than battery must not exceed 16VDC for use with 12 VDC systems.

1. Turn off all electrical loads on both vehicles. Place auto. transmission in "park" (manual transmission in neutral), and set parking brake.
2. Refer to instruction diagram (opposite) and tag attached to booster cable.
3. Connect red clamp (positive (+) pos.) to "dead" battery terminal wired to starter or solenoid.
4. Connect black clamp (negative (-) neg.) to "dead" battery terminal, engine block, frame, or other suitable metallic ground. **NOTE:** do not connect to carburetor or fuel lines.
5. Connect battery connectors.
6. Start "dead" battery and immediately disconnect battery connectors.
7. Remove clamps from battery.

INSTRUCTION DIAGRAM



DANGER: lead acid batteries contain sulfuric acid. Avoid contact with skin, eyes, or clothing.

ANTIDOTE:

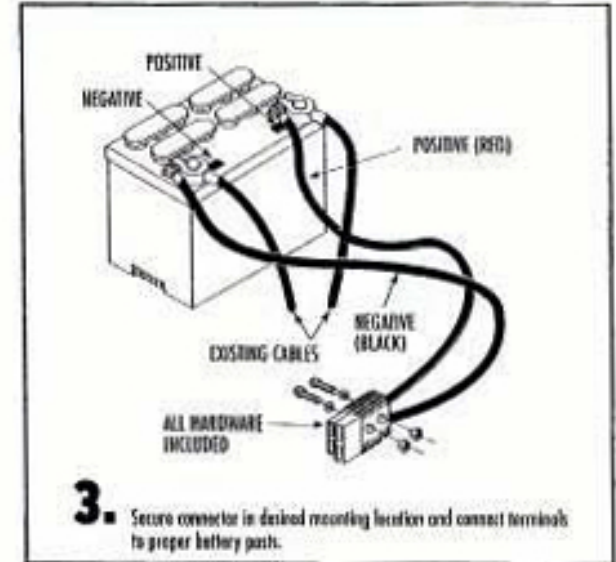
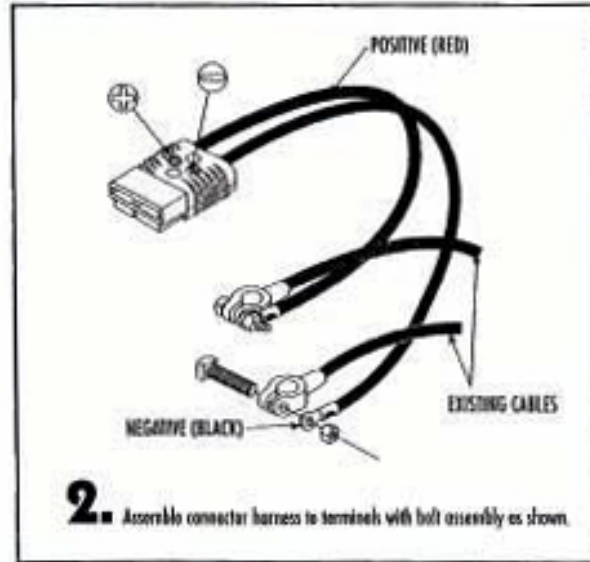
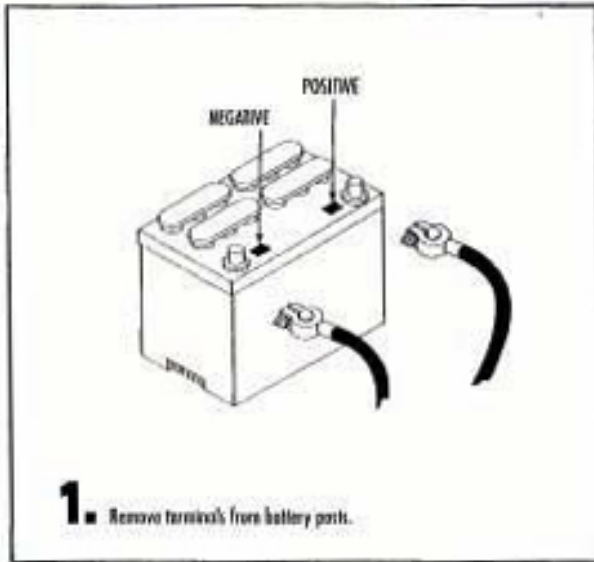
External/eyes - flush with water for 15 minutes.
Internal - drink large amounts of water, milk and call a physician immediately.

SAVE THESE INSTRUCTIONS

QUICK CONNECT INSTALLATION INSTRUCTIONS

TOP POST APPLICATION

(For Part Number 26769 Only)



SIDE POST APPLICATION

