



MODEL SPECIFIC GUIDE

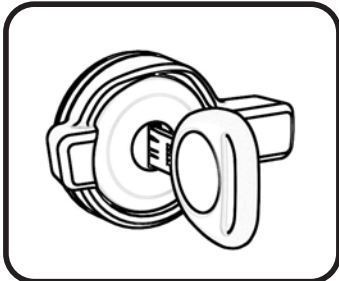
Hidden Hinge Version

Model 3078 Dodge Ram Std/Crew/Mega Cab
6.5' Short Bed 2009-Current

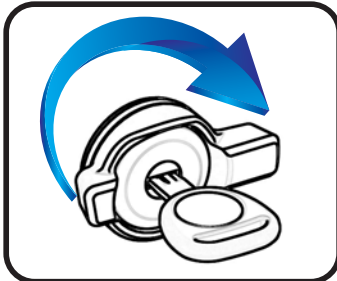


Program Your Key

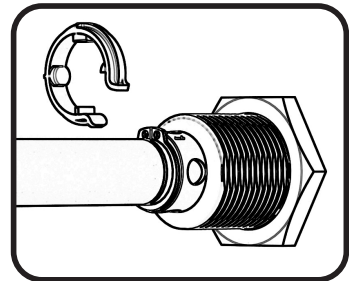
⚠ WARNING ⚠
IF KEY IS NOT FULLY INSERTED PRIOR TO ROTATING - DAMAGE TO LOCK *WILL* OCCUR.



STEP ONE
REMOVE LABEL,
FULLY INSERT KEY



STEP TWO
ROTATE CLOCKWISE
180 DEGREES



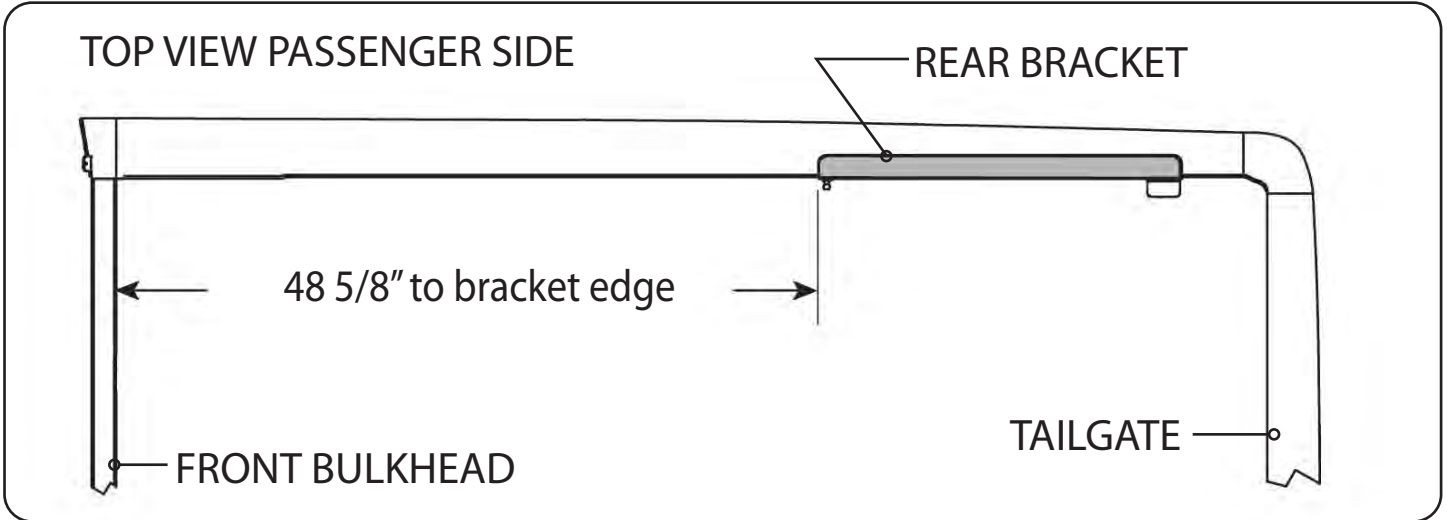
STEP THREE
REMOVE PLASTIC CLIP
BY PUSHING ON TABS.
DISCARD CLIP.

MODEL SPECIFIC GUIDE Hidden Hinge Version

Model 3078 Dodge Ram 6.5' Short Bed 2009-Current

RE: Step 2 on the Quick Start Guide

Measurement for the rear mounting bracket is 48 5/8" from the back side of the bulkhead to the front edge of the bracket.



RE: Step 3 on the Quick Start Guide

Measurement for the front mounting bracket is 16 1/8" from the back side of the bulkhead to the end of the bracket.

The fit of the cover to the truck bed is determined by the front mounting brackets. This measurement is a good starting point. Unfortunately not all truck beds are assembled 100% square, so some adjustments may be necessary after the cover is set on the truck.

