

ReTech

REMANUFACTURED AUTOMOTIVE PARTS

2013

Professional Quality Remanufactured Loaded and Semi-Loaded Brake Calipers



Rebuilding
Tomorrow's World
Since 1946

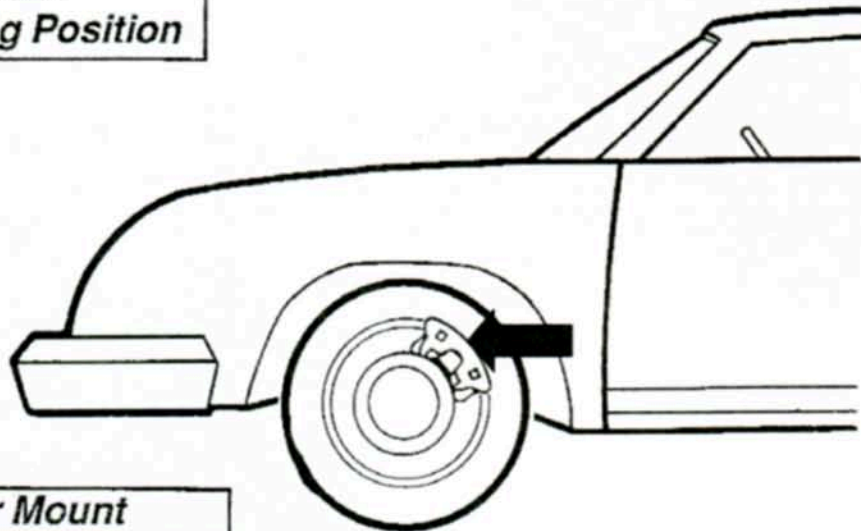
UMC
ReTech



CALIPER MOUNTING POSITION

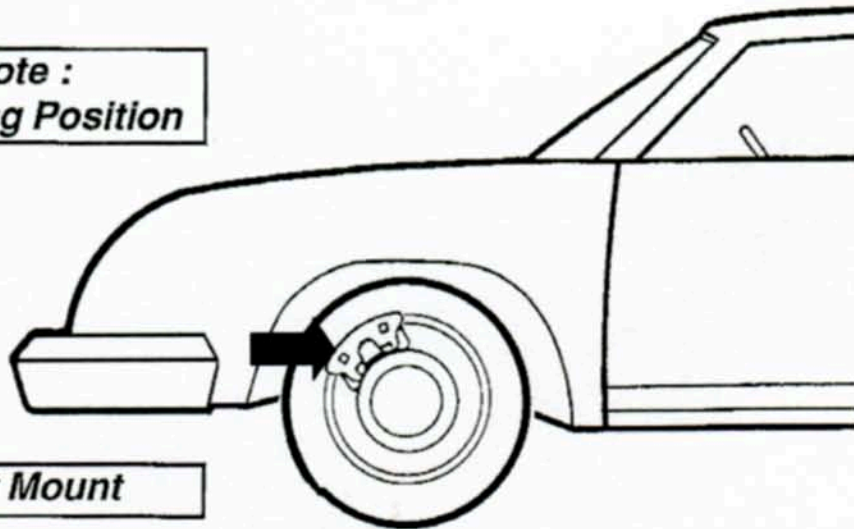
*Check Position of Caliper Installation
Prior to Removal of Old Unit*

*Note :
Mounting Position*



Rear Mount

*Note :
Mounting Position*



Front Mount

Because of mid-year production changes, the caliper installation may be reversed. The bleeder screw must be positioned at the top of the wheel. All calipers should be replaced in pairs.

YEAR	APPLICATION	SEMI LOADED		LOADED	
		LEFT	RIGHT	LEFT	RIGHT
ACURA					
CL					
2003-01	Front -	C2584	C2585	CL2584	CL2585
1999-97	Front - w/ 3.0L Engine.....	C1461	C1460	CL1461	CL1460
1999-97	Front - w/ 2.2L; 2.3L Engine.....	C1335	C1334	CL1335	CL1334
2003-01	Rear -	C2589	C2588	CL2589	CL2588
1999-97	Rear -	C1823	C1822	CL1823	CL1822
EL (Canada)					
2003-01	Front -	C2659	C2658	CL2659	CL2658
2000-97	Front -	C1832	C1833	CL1832	CL1833
2003-01	Rear -	C2679	C2678	CL2679	CL2678
INTEGRA					
2001-00	Front - Exc. Type R.....	C1734	C1735	CL1734	CL1735
2001-00	Front - Type R.....	C1461	C1460	CL1461	CL1460
1999	Front -	C1734	C1735	CL1734	CL1735
1998-97	Front - Exc. Type R.....	C1734	C1735	CL1734	CL1735
1998-97	Front - Type R.....	C1461	C1460	CL1461	CL1460
1996-94	Front -	C1734	C1735	CL1734	CL1735
1993-92	Front -	C1005	C1004	CL1005A	CL1004A
1991-90	Front -	C1005	C1004	CL1005	CL1004
2001-00	Rear - Exc. Type R.....	C1557	C1556	CL1557	CL1556
1999	Rear -	C1557	C1556	CL1557	CL1556
1998-97	Rear - Exc. Type R.....	C1557	C1556	CL1557	CL1556
1996-94	Rear -	C1557	C1556	CL1557	CL1556
1993-92	Rear -	C1402	C1401	CL1402A	CL1401A
1991-90	Rear -	C1402	C1401	CL1402	CL1401
LEGEND					
1995-94	Front - Coupe.....	C1745	C1744	CL1745	CL1744
1995-94	Front - Sedan; GS Series.....	C1745	C1744	CL1745	CL1744
1995-94	Front - Sedan; Exc. GS Series.....	C1463	C1462	CL1463	CL1462
1993-91	Front -	C1463	C1462	CL1463	CL1462
1990-86	Front -	C1005	C1004	CL1005	CL1004
1995-91	Rear -	C1449	C1448	CL1449	CL1448
1990-89	Rear -	C965	C964	CL965	CL964
1988-87	Rear - Coupe.....	C965	C964	CL965	CL964
NSX					
1996-91	Front -	C1616	C1617	CL1616	CL1617
1996-91	Rear -	C1966	C1967	CL1966	CL1967
RL					
2004-99	Front -	C2585	C2584	CL2585	CL2584
1998-96	Front -	C1463	C1462	CL1463	CL1462
2010-05	Rear -	C3190	C3191		
2004-99	Rear -	C2596	C2597	CL2596	CL2597
1998-96	Rear -	C1449	C1448	CL1449	CL1448
RSX					
2006-02	Front - Type S.....	C2809	C2808	CL2809	CL2808
2006-02	Front - Exc. Type S.....	C2797	C2796	CL2797	CL2796
2006-02	Rear -	C2679	C2678	CL2679	CL2678
TL					
2008-07	Front - Exc. Type S.....	C2584	C2585	CL2584	CL2585
2006-04	Front - w/ Auto Trans; (Single Piston).....	C2584	C2585	CL2584	CL2585
2003-99	Front -	C2584	C2585	CL2584	CL2585
1998-96	Front - w/ 2.5L Engine.....	C1461	C1460	CL1461	CL1460
1998-96	Front - w/ 3.2L Engine.....	C1463	C1462	CL1463	CL1462
1995	Front -	C1461	C1460	CL1461	CL1460
2008-07	Rear - Exc. Type S.....	C2589	C2588	CL2589	CL2588
2006-99	Rear -	C2589	C2588	CL2589	CL2588
1998-95	Rear -	C1583	C1582	CL1583	CL1582

Check Position Of Caliper Prior To Removal Of Old Unit. See Illustration On the inside front cover. If Caliper Is Rear Mounted Then Part Numbers Are Reversed.

YEAR	APPLICATION	SEMI LOADED		LOADED	
		LEFT	RIGHT	LEFT	RIGHT
ACURA (cont.)					
TSX					
2010-04	Front -	C2584	C2585	CL2584	CL2585
2008-04	Rear -	C2069	C2068	CL2069	CL2068
VIGOR					
1994-92	Front -	C1461A	C1460A	CL1461A	CL1460A
1994-92	Rear -	C1583	C1582	CL1583	CL1582
ACURA TRUCK					
MDX					
2006-03	Front -	C2818	C2819	CL2818	CL2819
2002-01	Front -	C2644	C2645	CL2644	CL2645
2006-01	Rear -	C2675	C2674	CL2675	CL2674
RDX					
2009-07	Front -	C2958	C2959	CL2958	CL2959
2007	Rear -	C2911A	C2910A	CL2911A	CL2910A
SLX					
1999-96	Front -	C1639	C1638	CL1639	CL1638
1999-96	Rear -	C1637	C1636	CL1637	CL1636
ALFA ROMEO					
AMERICAN MOTORS					
CONCORD					
1983-82	Front - (Forward Mount).....	C4182	C4181	CL4182	CL4181
EAGLE					
1987-82	Front - (Forward Mount).....	C4182	C4181	CL4182	CL4181
SPIRIT					
1983-82	Front - (Forward Mount).....	C4182	C4181	CL4182	CL4181
ASUNA					
GT, SE (Aero, Coupe, Sedan)					
1994-92	Front -	C1277A	C1276A	CL1277A	CL1276A
SUNFIRE					
1994-90	Front -	C1417	C1416	CL1417	CL1416
ASUNA TRUCK					
SUNRUNNER					
1995-90	Front -	C1213	C1212	CL1213	CL1212
AUDI					
80 SERIES (Includes 80 Quattro)					
1992-91	Front - 80; (Girling).....	C836	C837	CL836	CL837
1992-91	Front - 80; (ATE).....	C1258	C1259	CL1258	CL1259
1990-89	Front - Exc. Quattro (ATE).....	C1258	C1259	CL1258	CL1259
1990-89	Front - Quattro (Girling).....	C836	C837	CL836	CL837
1990-89	Front - Exc. Quattro; From Chassis #074557; (Girling)	C836	C837	CL836	CL837
1990-89	Front - Exc. Quattro; To Chassis #074556; (Girling)...	C837	C836	CL837	CL836
1990-88	Front - Quattro (ATE).....	C1258	C1259	CL1258	CL1259
1988	Front - Exc. Quattro (ATE).....	C1258	C1259	CL1258	CL1259
1988	Front - Exc. Quattro (Girling).....	C837	C836	CL837	CL836
1988	Front - Quattro (Girling).....	C836	C837	CL836	CL837
1992-89	Rear - Exc. Quattro.....	C1457	C1456	CL1457	CL1456
1992-89	Rear - Quattro.....	C1209	C1208	CL1209	CL1208
1988	Rear - Exc. Quattro; w/ 10mm Bleeder.....	C1457	C1456	CL1457	CL1456
1988	Rear - Quattro; From Chassis #89J240001.....	C1209	C1208	CL1209	CL1208

Check Position Of Caliper Prior To Removal Of Old Unit. See Illustration On the inside front cover. If Caliper Is Rear Mounted Then Part Numbers Are Reversed.

YEAR	APPLICATION	SEMI LOADED		LOADED	
		LEFT	RIGHT	LEFT	RIGHT
AUDI (cont.)					
90 SERIES (Includes 90 Quattro)					
1995-93	Front -	C1907	C1906	CL1907	CL1906
1991	Front - Exc. Quattro (ATE).....	C1258	C1259	CL1258	CL1259
1991	Front - Exc. Quattro (Girling).....	C836	C837	CL836	CL837
1991	Front - Quattro (Girling).....	C836	C837	CL836	CL837
1990-89	Front - Exc. Quattro (ATE).....	C1258	C1259	CL1258	CL1259
1990-89	Front - Quattro (ATE).....	C1258	C1259	CL1258	CL1259
1990-89	Front - Exc. Quattro; (Girling); From Chassis #074557	C836	C837	CL836	CL837
1990-89	Front - Exc. Quattro; (Girling); To Chassis #074556...	C837	C836	CL837	CL836
1990-89	Front - Quattro; (Girling); w/ Dual Piston.....	C1941	C1940	CL1941	CL1940
1990-89	Front - Quattro (Girling); w/ Single Piston.....	C836	C837	CL836	CL837
1988	Front - Exc. Quattro (ATE).....	C1258	C1259	CL1258	CL1259
1988	Front - Exc. Quattro (Girling).....	C837	C836	CL837	CL836
1988	Front - Quattro (Girling).....	C836	C837	CL836	CL837
1988	Front - Quattro (ATE).....	C1258	C1259	CL1258	CL1259
1995-93	Rear - Exc. Quattro.....	C1795	C1794	CL1795	CL1794
1995-93	Rear - Quattro.....	C1983	C1982	CL1983	CL1982
1991	Rear - Exc. Quattro.....	C1457	C1456	CL1457	CL1456
1991	Rear - Quattro.....	C1209	C1208	CL1209	CL1208
1990-89	Rear - Exc. Quattro.....	C1457	C1456	CL1457	CL1456
1990-89	Rear - Quattro.....	C1209	C1208	CL1209	CL1208
1988	Rear - Quattro; From Chassis #89J240001.....	C1209	C1208	CL1209	CL1208
1988	Rear - Exc. Quattro; w/ 10mm Bleeder; 38mm Piston.	C1457	C1456	CL1457	CL1456
100 SERIES (Includes 100 Quattro)					
1994-92	Front -	C1706	C1707		
1991-89	Front - Exc. Quattro (ATE).....	C1258	C1259	CL1258	CL1259
1991-89	Front - Exc. Quattro (Girling).....	C837	C836	CL837	CL836
1991-89	Front - Quattro.....	C837	C836	CL837	CL836
1994	Rear - Exc. Quattro.....	C1981	C1980	CL1981	CL1980
1994	Rear - Quattro.....	C1208	C1209	CL1208	CL1209
1993-92	Rear -	C1457	C1456	CL1457A	CL1456A
1993-92	Rear - Quattro.....	C1208	C1209	CL1208	CL1209
1991-89	Rear - Exc. Quattro.....	C1457	C1456	CL1457	CL1456
1991-89	Rear - Quattro.....	C1208	C1209	CL1208	CL1209
200 SERIES (Including 200 Quattro)					
1991	Front - Exc. Quattro (ATE).....	C1459	C1458	CL1459	CL1458
1991	Front - Exc. Quattro (Girling).....	C989	C988	CL989	CL988
1991	Front - Quattro (ATE); w/ DOHC.....	C2095	C2094		
1991	Front - Quattro (Girling).....	C989	C988	CL989	CL988
1991	Front - Quattro (ATE) w/ SOHC.....	C1459	C1458	CL1459	CL1458
1990-89	Front - Quattro (Girling).....	C989	C988	CL989	CL988
1990-89	Front - Quattro (ATE).....	C1459	C1458	CL1459	CL1458
1991	Rear - Exc. Quattro.....	C1457	C1456	CL1457A	CL1456A
1991	Rear - Quattro Wagon.....	C991	C990	CL991	CL990
1991	Rear - Sedan w/ SOHC.....	C1209	C1208	CL1209	CL1208
1991	Rear - Sedan w/ DOHC.....	C991	C990	CL991	CL990
1990-89	Rear - Exc. Quattro.....	C1457	C1456	CL1457A	CL1456A
1990-89	Rear - Quattro Wagon.....	C991	C990	CL991	CL990
1990-89	Rear - Quattro Sedan.....	C1209	C1208	CL1209	CL1208
4000 SERIES (Includes 4000 Quattro)					
1987-85	Front - 4000CS; 4000S; Quattro.....	C985	C984	CL985	CL984
1984	Front - 4000S Quattro.....	C985	C984	CL985	CL984
5000 SERIES (Including 5000 Quattro)					
1988-87	Front - 5000CS Turbo.....	C989	C988	CL989	CL988
1988-87	Front - 5000S; Exc. Quattro; (Girling).....	C837	C836	CL837	CL836
1988-87	Front - 5000S; Exc. Quattro; (ATE); From Chassis #073661.....	C1258	C1259	CL1258	CL1259
1988-87	Front - 5000S Quattro.....	C989	C988	CL989	CL988
1986	Front - 5000CS Turbo; Single Piston Caliper.....	C837	C836	CL837	CL836
1986	Front - 5000CS Turbo; Dual Piston Caliper.....	C989	C988	CL989	CL988

Check Position Of Caliper Prior To Removal Of Old Unit. See Illustration On the inside front cover. If Caliper Is Rear Mounted Then Part Numbers Are Reversed.

YEAR	APPLICATION	SEMI LOADED		LOADED	
		LEFT	RIGHT	LEFT	RIGHT
AUDI (cont.)					
5000 SERIES (Including 5000 Quattro) (cont.)					
1986	Front - 5000S; (Girling).....	C837	C836	CL837	CL836
1985-84	Front - 5000S; Exc. Turbo; (Girling).....	C837	C836	CL837	CL836
1985-84	Front - 5000S Turbo.....	C837	C836	CL837	CL836
1980	Front - 5000; 5000S; Exc. Turbo.....	C724	C725		
1979-78	Front - 5000.....	C724	C725		
1988	Rear - 5000S; Exc. Quattro; From Chassis #039013..	C1457	C1456	CL1457	CL1456
1988-87	Rear - 5000CS Turbo; Quattro Wagon.....	C991	C990	CL991	CL990
1986	Rear - 5000CS Turbo; Quattro Wagon.....	C991	C990	CL991	CL990
A3					
2010-06	Front -	C2974	C2975	CL2974	CL2975
2010-09	Rear -	C2976	C2977		
2008	Rear - To Chassis # 8P-8-057 779.....	C2976	C2977		
A3 QUATTRO					
2010-06	Front -	C2974	C2975	CL2974	CL2975
2008-06	Rear -	C2976A	C2977A	CL2976A	CL2977A
ALLROAD QUATTRO					
2005-03	Front - w/ Single Piston Caliper.....	C2773	C2772		
2005-03	Front - w/ Dual Piston Caliper.....	C2759	C2758	CL2759	CL2758
2002-01	Front - w/ Dual Piston Caliper.....	C2759	C2758		
2005-03	Rear - w/ 6 Cylinder Engine.....	C2637	C2636		
2005-03	Rear - w/ 8 Cylinder Engine.....	C2720	C2721		
2002-01	Rear -	C2637	C2636	CL2637	CL2636
A4					
2006-05	Front - w/ 345mm Disc.....	C3111	C3110	CL3111	CL3110
2006-03	Front - w/ 288mm or 312mm Disc; Forward Mount....	C1816NB	C1817NB		
2006-03	Front - w/ 288mm or 312mm Disc; Rear Mount.....	C1817NB	C1816NB		
2002-00	Front - Forward Mount.....	C1816NB	C1817NB		
2002-00	Front - Rear Mount.....	C1817NB	C1816NB		
1999-96	Front - Forward Mount.....	C1816	C1817	CL1816	CL1817
1999-96	Front - Rear Mount.....	C1817	C1816	CL1817	CL1816
2006-05	Rear - w/ 245mm Disc.....	C2891	C2890	CL2891	CL2890
2006-05	Rear - w/ 255mm Disc.....	C2891A	C2890A	CL2891A	CL2890A
2004-03	Rear - w/ 245mm Disc.....	C2891	C2890	CL2891	CL2890
2004-03	Rear - w/ 255mm Disc.....	C2891A	C2890A	CL2891A	CL2890A
2002	Rear -	C2891	C2890	CL2891	CL2890
2001-98	Rear -	C2109	C2108	CL2109	CL2108
1997-96	Rear -	C1977	C1976	CL1977	CL1976
A4 QUATTRO					
2006-05	Front - w/ 345mm Disc.....	C3111	C3110	CL3111	CL3110
2006-03	Front - w/ 288mm or 312mm Disc; Forward Mount....	C1816NB	C1817NB		
2006-03	Front - w/ 288mm or 312mm Disc; Rear Mount.....	C1817NB	C1816NB		
2002	Front - Forward Mount.....	C1816NB	C1817NB		
2002	Front - Rear Mount.....	C1817NB	C1816NB		
2001-00	Front - Forward Mount.....	C1816	C1817		
2001-00	Front - Rear Mount.....	C1817	C1816		
1999-96	Front - Forward Mount.....	C1816	C1817	CL1816	CL1817
1999-96	Front - Rear Mount.....	C1817	C1816	CL1817	CL1816
2006	Rear - w/ 3.0L Engine.....	C2891A	C2890A	CL2891A	CL2890A
2005-03	Rear - w/ 245mm Disc.....	C2891	C2890	CL2891	CL2890
2005-03	Rear - w/ 255mm Disc.....	C2891A	C2890A	CL2891A	CL2890A
2002	Rear -	C2891	C2890	CL2891	CL2890
2001-00	Rear -	C1979	C1978	CL1979	CL1978
1999	Rear - w/ 6 Cylinder Engine.....	C1979	C1978	CL1979	CL1978
1999	Rear - w/ 4 Cylinder Engine; w/ 245mm Disc.....	C1979	C1978	CL1979	CL1978
1998-96	Rear -	C1979	C1978	CL1979	CL1978

Check Position Of Caliper Prior To Removal Of Old Unit. See Illustration On the inside front cover. If Caliper Is Rear Mounted Then Part Numbers Are Reversed.

YEAR	APPLICATION	SEMI LOADED		LOADED	
		LEFT	RIGHT	LEFT	RIGHT
AUDI (cont.)					
A6					
2009-05	Front - w/ 347mm Disc.....	C3111	C3110	CL3111	CL3110
2004-03	Front - w/ 321mm Disc; (Single Piston).....	C2773	C2772		
2004-02	Front - w/ 321mm Disc; (Dual Piston).....	C2759	C2758	CL2759	CL2758
2004-02	Front - w/ 312mm Disc, Forward Mount.....	C1816NB	C1817NB		
2004-02	Front - w/ 312mm Disc, Rear Mount.....	C1817NB	C1816NB		
2002	Front - w/ 321mm Disc; (Single Piston).....	C2773	C2772		
2001-00	Front - w/ 288mm Disc; Forward Mount.....	C1816	C1817		
2001-00	Front - w/ 288mm Disc; Rear Mount.....	C1817	C1816		
2001-00	Front - w/ 312mm Disc, Forward Mount.....	C1816NB	C1817NB		
2001-00	Front - w/ 312mm Disc, Rear Mount.....	C1817NB	C1816NB		
1999-98	Front - Forward Mount.....	C1816	C1817		
1999-98	Front - Rear Mount.....	C1817	C1816		
1997-95	Front -.....	C1706	C1707		
2004-03	Rear -.....	C2109	C2108		
2002-98	Rear -.....	C2109	C2108	CL2109	CL2108
1997-95	Rear -.....	C1981	C1980	CL1981	CL1980
A6 QUATTRO					
2009-05	Front - w/ 347mm Disc.....	C3111	C3110	CL3111	CL3110
2004-02	Front - w/ 321mm Disc; (Single Piston).....	C2773	C2772		
2004-02	Front - w/ 321mm Disc; (Dual Piston).....	C2759	C2758	CL2759	CL2758
2004-02	Front - w/ 312mm Disc, Forward Mount.....	C1816NB	C1817NB		
2004-02	Front - w/ 312mm Disc, Rear Mount.....	C1817NB	C1816NB		
2001-00	Front - w/ 288mm Disc; Forward Mount.....	C1816	C1817		
2001-00	Front - w/ 288mm Disc; Rear Mount.....	C1817	C1816		
2001-00	Front - w/ 312mm Disc, Forward Mount.....	C1816NB	C1817NB		
2001-00	Front - w/ 312mm Disc, Rear Mount.....	C1817NB	C1816NB		
1999-98	Front - Forward Mount.....	C1816	C1817		
1999-98	Front - Rear Mount.....	C1817	C1816		
1997-95	Front -.....	C1706	C1707		
2004-03	Rear - w/ 6 Cylinder Engine.....	C2637	C2636		
2004-03	Rear - w/ 8 Cylinder Engine.....	C2720	C2721		
2004-00	Rear - w/ 8 Cylinder Engine.....	C2720	C2721		
2002	Rear - w/ 6 Cylinder Engine.....	C2637	C2636	CL2637	CL2636
2002	Rear - w/ 8 Cylinder Engine.....	C2720	C2721		
2001-00	Rear - w/ 6 Cylinder Engine.....	C2637	C2636	CL2637	CL2636
2001-00	Rear - w/ 8 Cylinder Engine.....	C2720	C2721		
1999-98	Rear -.....	C2637	C2636	CL2637	CL2636
1997-95	Rear -.....	C1208	C1209	CL1208	CL1209
A8					
1999-97	Front -.....	C1707	C1706		
1999-97	Rear -.....	C1208	C1209	CL1208	CL1209
A8 QUATTRO					
2003-01	Front - w/ 323mm Disc.....	C2759	C2758		
1999-97	Front -.....	C1707	C1706		
2000	Rear - w/ 245mm Disc.....	C2784	C2785	CL2784	CL2784
1999-97	Rear -.....	C2784	C2785	CL2785	CL2784
CABRIOLET					
1998-94	Front -.....	C1907	C1906	CL1907	CL1906
1998-94	Rear -.....	C1981	C1980	CL1981	CL1980
COUPE, COUPE GT					
1987-85	Front - w/ Girling.....	C985	C984	CL985	CL984
COUPE QUATTRO					
1991-90	Front -.....	C1941	C1940	CL1941	CL1940
1991-90	Rear -.....	C1209	C1208	CL1209	CL1208

Check Position Of Caliper Prior To Removal Of Old Unit. See Illustration On the inside front cover. If Caliper Is Rear Mounted Then Part Numbers Are Reversed.

YEAR	APPLICATION	SEMI LOADED		LOADED	
		LEFT	RIGHT	LEFT	RIGHT
AUDI (cont.)					
QUATTRO					
1985-84	Front - Forward Mount.....	C837	C836	CL837	CL836
S4					
2006-04	Front -.....	C3111	C3110	CL3111	CL3110
2002	Front - Forward Mount.....	C1816NB	C1817NB		
2002	Front - Rear Mount.....	C1817NB	C1816NB		
2001-00	Front -.....	C2759	C2758		
1994-92	Front -.....	C989	C988	CL989	CL988
2002	Rear -.....	C2891A	C2890A	CL2891A	CL2890A
2001-00	Rear -.....	C2723	C2722	CL2723	CL2722
1994-92	Rear -.....	C990	C991	CL990	CL991
S6					
2003-02	Front - w/ 321mm Disc; (Dual Piston).....	C2759	C2758	CL2759	CL2758
2003-02	Front - w/ 312mm Disc, Forward Mount.....	C1816NB	C1817NB		
2003-02	Front - w/ 312mm Disc, Rear Mount.....	C1817NB	C1816NB		
2003-02	Front - w/ 321mm Disc; Forward Mount (Single Piston)	C1816NB	C1817NB		
2003-02	Front - w/ 321mm Disc; Rear Mount (Single Piston)...	C1817NB	C1816NB		
1997-96	Front -.....	C1706	C1707	CL1706	CL1707
1995	Front -.....	C989	C988	CL989	CL988
2003-02	Rear -.....	C2720	C2721		
1997-95	Rear -.....	C990	C991	CL990	CL991
TT					
2009-08	Front -.....	C2974	C2975	CL2974	CL2975
2006-00	Front -.....	C2014	C2015		
2002-01	Front - w/o Pad Wear Sensor.....	C2014	C2015		
2002-01	Front - w/ Pad Wear Sensor.....	C2014	C2015		
2000	Front - w/o Pad Wear Sensor.....	C2014	C2015		
2000	Front - w/ Pad Wear Sensor.....	C2014	C2015		
2006-03	Rear -.....	C2577	C2576	CL2577	CL2576
2002-01	Rear -.....	C2577	C2576	CL2577	CL2576
2000	Rear - To VIN #8N-Y-011 100.....	C2571	C2570	CL2571	CL2570
2000	Rear - From VIN #8N-Y-011 101.....	C2577	C2576	CL2577	CL2576
TT QUATTRO					
2010-09	Front - w/ CCTA Engine.....	C2974	C2975	CL2974	CL2975
2006-04	Front - w/ 4 Cylinder Engine.....	C2014	C2015		
2003-00	Front - w/o Pad Wear Sensor.....	C2014	C2015		
2003-00	Front - w/ Pad Wear Sensor.....	C2014	C2015		
2006-05	Rear - w/ 256mm Disc.....	C2719	C2718		
2006-05	Rear - w/ 232mm Disc.....	C2575	C2574		
2004	Rear - w/ 256mm Disc.....	C2719	C2718		
2004	Rear - w/ 232mm Disc.....	C2575	C2574	CL2575	CL2574
2003-00	Rear - w/ 256mm Disc.....	C2719	C2718		
2003-00	Rear - w/ 232mm Disc.....	C2575	C2574	CL2575	CL2574
V8 QUATTRO					
1994-91	Front - w/ Dual Piston; (Girling).....	C989	C988	CL989	CL988
1994-91	Front - w/ Single Piston ; (ATE).....	C2087	C2086		
1990	Front - w/ Dual Piston; (Girling).....	C989	C988	CL989	CL988
1990	Front - w/ Single Piston; (ATE); From VIN #102679...	C2087	C2086		
1990	Front - w/ Single Piston; (ATE); To VIN #102678.....	C2095	C2094		
1994-90	Rear -.....	C990	C991	CL990	CL991
AVANTI					
AVANTI II					
1985-68	Front - w/ Delco Caliper.....	C4072	C4071	CL4072	CL4071

Check Position Of Caliper Prior To Removal Of Old Unit. See Illustration On the inside front cover. If Caliper Is Rear Mounted Then Part Numbers Are Reversed.

YEAR	APPLICATION	SEMI LOADED		LOADED	
		LEFT	RIGHT	LEFT	RIGHT
BLUE BIRD TRUCK					
ALL AMERICAN					
2002-98	Front & Rear - w/ Bosch Caliper; w/ 66mm Piston; w/ Casting #4153269.....	C8056	C8056	CL8056	CL8056
2002-98	Front & Rear - w/ Bosch Caliper; w/ 73mm Piston; w/ Casting #4153222.....	C8058	C8058	CL8058	CL8058
1997	Front & Rear - w/ 2.88" Piston Bendix Caliper.....	C8000	C8000	CL8000	CL8000
1997	Front & Rear - w/ 2.60" Piston; Bendix Caliper.....	C8001	C8001	CL8001	CL8001
TC-1000					
2002-98	Front & Rear - w/ Bosch Caliper; w/ 66mm Piston; w/ Casting #4153269.....	C8056	C8056	CL8056	CL8056
2002-98	Front & Rear - w/ Bosch Caliper; w/ 73mm Piston; w/ Casting #4153222.....	C8058	C8058	CL8058	CL8058
1997	Front & Rear - w/ 2.88" Piston Bendix Caliper.....	C8000	C8000	CL8000	CL8000
1997	Front & Rear - w/ 2.60" Piston; Bendix Caliper.....	C8001	C8001	CL8001	CL8001
TC2000					
2004-98	Front & Rear - w/ 2.88" Piston Bendix Caliper.....	C8000	C8000	CL8000	CL8000
2004-98	Front & Rear - w/ Bosch Caliper; w/ 66mm Piston; w/ Casting #4153269.....	C8056	C8056	CL8056	CL8056
2004-98	Front & Rear - w/ Bosch Caliper; w/ 73mm Piston; w/ Casting #4153222.....	C8058	C8058	CL8058	CL8058
1997-89	Front & Rear - w/ 2.88" Piston Bendix Caliper.....	C8000	C8000	CL8000	CL8000
BMW					
318i (Sedan)					
1998-92	Front -.....	C1619	C1618	CL1619	CL1618
1991-90	Front -.....	C1139	C1138	CL1139	CL1138
1998-92	Rear -.....	C1621	C1620	CL1621	CL1620
1991-90	Rear -.....	C683	C682	CL683	CL682
318iC (Convertible)					
1997-94	Front -.....	C1619	C1618	CL1619	CL1618
1992-91	Front -.....	C1139	C1138	CL1139	CL1138
1997-94	Rear -.....	C1621	C1620	CL1621	CL1620
1992-91	Rear -.....	C2749	C2748		
318iS (Coupe)					
1997-92	Front -.....	C1619	C1618	CL1619	CL1618
1991-90	Front -.....	C1139	C1138	CL1139	CL1138
1997-92	Rear -.....	C1621	C1620	CL1621	CL1620
1991-90	Rear -.....	C683	C682	CL683	CL682
318ti (3 Door Hatchback)					
1999	Front -.....	C1619B	C1618B	CL1619B	CL1618B
1998-95	Front -.....	C1805	C1804	CL1805	CL1804
320i					
1995-93	Front - (Canada).....	C1619	C1618	CL1619	CL1618
1995-93	Rear - (Canada).....	C1621	C1620	CL1621	CL1620
323Ci (Coupe)					
2000	Front -.....	C1619B	C1618B	CL1619B	CL1618B
2000	Rear -.....	C2641	C2640	CL2641	CL2640
323i (Sedan)					
2000-99	Front -.....	C1619B	C1618B	CL1619B	CL1618B
2000-99	Rear -.....	C2641	C2640	CL2641	CL2640
323iC (Convertible)					
1999-98	Front -.....	C1619B	C1618B	CL1619B	CL1618B
1999-98	Rear -.....	C2732	C2733	CL2732	CL2733

Check Position Of Caliper Prior To Removal Of Old Unit. See Illustration On the inside front cover. If Caliper Is Rear Mounted Then Part Numbers Are Reversed.

YEAR	APPLICATION	SEMI LOADED		LOADED	
		LEFT	RIGHT	LEFT	RIGHT
BMW (cont.)					
323iS (Coupe)					
1999-98	Front -.....	C1619B	C1618B	CL1619B	CL1618B
1999-98	Rear -.....	C1621	C1620	CL1621	CL1620
323ti					
2000	Front -.....	C1619B	C1618B	CL1619B	CL1618B
2000	Rear -.....	C2641	C2640	CL2641	CL2640
325					
1988-86	Front - w/ Girling.....	C1139	C1138	CL1139	CL1138
325Ci (Coupe & Convertible)					
2006-01	Front -.....	C1619A	C1618A	CL1619A	CL1618A
2006-01	Rear -.....	C2641A	C2640A	CL2641A	CL2640A
325e					
1988-84	Front - w/ Girling.....	C1139	C1138	CL1139	CL1138
1988-84	Rear -.....	C683	C682	CL683	CL682
325i					
2006-01	Front -.....	C1619A	C1618A	CL1619A	CL1618A
1995-92	Front -.....	C1619	C1618	CL1619	CL1618
1991-87	Front -.....	C1139	C1138	CL1139	CL1138
2006-01	Rear -.....	C2641A	C2640A	CL2641A	CL2640A
1995-92	Rear -.....	C1621	C1620	CL1621	CL1620
1991-87	Rear -.....	C683	C682	CL683	CL682
325iC (Convertible)					
1995-94	Front -.....	C1619	C1618	CL1619	CL1618
1993-87	Front -.....	C1139	C1138	CL1139	CL1138
1995-94	Rear -.....	C1621	C1620	CL1621	CL1620
1993-87	Rear -.....	C683	C682	CL683	CL682
325iS (Coupe)					
1995-92	Front -.....	C1619	C1618	CL1619	CL1618
1991-87	Front -.....	C1139	C1138	CL1139	CL1138
1995-92	Rear -.....	C1621	C1620	CL1621	CL1620
1991-87	Rear -.....	C683	C682	CL683	CL682
325iX (4WD)					
1991-88	Front -.....	C1139	C1138	CL1139	CL1138
1991-88	Rear -.....	C683	C682	CL683	CL682
325Xi (Sedan and Sport Wagon) AWD					
2005-01	Front -.....	C1619A	C1618A	CL1619A	CL1618A
2005-01	Rear -.....	C2641A	C2640A	CL2641A	CL2640A
328Ci (Coupe)					
2000	Front -.....	C1619A	C1618A	CL1619A	CL1618A
2000	Rear -.....	C2641A	C2640A	CL2641A	CL2640A
328i (Sedan)					
2000-99	Front -.....	C1619A	C1618A	CL1619A	CL1618A
1998-96	Front -.....	C1619	C1618	CL1619	CL1618
2000-99	Rear -.....	C2641A	C2640A	CL2641A	CL2640A
1998-96	Rear -.....	C1621	C1620	CL1621	CL1620
328iC (Convertible)					
1999	Front -.....	C1619B	C1618B	CL1619B	CL1618B
1998-96	Front -.....	C1619	C1618	CL1619	CL1618
1999	Rear -.....	C2732	C2733	CL2732	CL2733
1998-97	Rear -.....	C1621	C1620	CL1621	CL1620
1996	Rear -.....	C1621	C1620	CL1621	CL1620

Check Position Of Caliper Prior To Removal Of Old Unit. See Illustration On the inside front cover. If Caliper Is Rear Mounted Then Part Numbers Are Reversed.

YEAR	APPLICATION	SEMI LOADED		LOADED	
		LEFT	RIGHT	LEFT	RIGHT
BMW (cont.)					
328iS (Coupe)					
1999	Front -	C1619B	C1618B	CL1619B	CL1618B
1998-96	Front -	C1619	C1618	CL1619	CL1618
1999-96	Rear -	C1621	C1620	CL1621	CL1620
330Ci					
2006-01	Front -	C2861	C2860		
330i					
2006-01	Front -	C2861	C2860		
330Xi					
2005-01	Front -	C2861	C2860		
524td					
1986-85	Rear -	C683	C682	CL683	CL682
525i, 525iT					
1995-89	Front -	C1543	C1542	CL1543	CL1542
2007-04	Rear -	C2941	C2940	CL2941	CL2940
2003	Rear -	C1939	C1938	CL1939	CL1938
2002-01	Rear - Wagon.....	C2795	C2794		
2002-01	Rear - Sedan.....	C1939	C1938	CL1939	CL1938
1995-92	Rear - Wagon.....	C1883	C1882	CL1883	CL1882
1995-92	Rear - Sedan.....	C1386	C1385	CL1386	CL1385
1991-89	Rear -	C1386	C1385	CL1386	CL1385
525XI					
2007-06	Rear -	C2941	C2940	CL2941	CL2940
528e					
1988-82	Rear -	C683	C682	CL683	CL682
528i, 528iT					
2010-08	Rear -	C2941	C2940	CL2941	CL2940
2000-98	Rear - Wagon.....	C2795	C2794		
2000-98	Rear - Sedan.....	C1939	C1938	CL1939	CL1938
1997	Rear -	C1939	C1938	CL1939	CL1938
528XI					
2008	Rear -	C2941	C2940	CL2941	CL2940
530XI					
2007-06	Rear -	C2941	C2940	CL2941	CL2940
530i, 530iT					
2003-01	Front -	C1841A	C1840A	CL1841A	CL1840A
1995-94	Front -	C1543	C1542	CL1543	CL1542
2007-04	Rear -	C2941	C2940	CL2941	CL2940
2003-01	Rear -	C1939	C1938	CL1939	CL1938
1995-94	Rear - Wagon.....	C1883	C1882	CL1883	CL1882
1995-94	Rear - Sedan.....	C1386	C1385	CL1386	CL1385
533i					
1984-83	Rear -	C683	C682	CL683	CL682
535XI					
2008	Rear -	C2941	C2940	CL2941	CL2940
535i					
2010-09	Front - w/ RWD.....	C2771	C2770	CL2771	CL2770
2008	Front -	C2771	C2770	CL2771	CL2770
1993-89	Front -	C1543	C1542	CL1543	CL1542
1988-85	Front -	C945	C944	CL945	CL944
2010-09	Rear - w/ AWD.....	C2941	C2940		
1993-89	Rear -	C1386	C1385	CL1386	CL1385
1988-85	Rear -	C683	C682	CL683	CL682

Check Position Of Caliper Prior To Removal Of Old Unit. See Illustration On the inside front cover. If Caliper Is Rear Mounted Then Part Numbers Are Reversed.

YEAR	APPLICATION	SEMI LOADED		LOADED	
		LEFT	RIGHT	LEFT	RIGHT
BMW (cont.)					
540i, 540iT					
2003-01	Front -.....	C1841A	C1840A	CL1841A	CL1840A
2000-99	Front -.....	C1841	C1840	CL1841	CL1840
1998-97	Front -.....	C1841	C1840	CL1841	CL1840
1995-94	Front -.....	C1177	C1176	CL1177	CL1176
2003-01	Rear - Wagon.....	C2795	C2794		
2003-01	Rear - Sedan.....	C1939	C1938	CL1939	CL1938
2000-99	Rear - Wagon.....	C2795	C2794		
2000-99	Rear - Sedan.....	C1939	C1938	CL1939	CL1938
1998-97	Rear -.....	C1939	C1938	CL1939	CL1938
1995-94	Rear -.....	C1729	C1728	CL1729	CL1728
545I					
2005-04	Front -.....	C2771	C2770	CL2771	CL2770
550I					
2010	Front -.....	C2771	C2770		
2009-06	Front -.....	C2771	C2770	CL2771	CL2770
633CSi					
1984-83	Front -.....	C945	C944	CL945	CL944
1984-83	Rear -.....	C683	C682	CL683	CL682
645CI					
2005-04	Front -.....	C2771	C2770	CL2771	CL2770
650I					
2010-06	Front -.....	C2771	C2770	CL2771	CL2770
635CSi					
1989-85	Front -.....	C945	C944	CL945	CL944
1989-85	Rear -.....	C683	C682	CL683	CL682
733i					
1984-82	Front -.....	C1545	C1544	CL1545	CL1544
735i					
1992-87	Front -.....	C1177	C1176	CL1177	CL1176
1986-85	Front -.....	C1545	C1544	CL1545	CL1544
1992-87	Rear -.....	C1551	C1550	CL1551	CL1550
735iL					
1992-87	Front -.....	C1177	C1176	CL1177	CL1176
1992-87	Rear -.....	C1551	C1550	CL1551	CL1550
740i, 740iL					
2001-97	Front -.....	C1841C	C1840C	CL1841C	CL1840C
1996-95	Front -.....	C1837	C1836	CL1837	CL1836
1994-93	Front -.....	C1177	C1176	CL1177	CL1176
2001-95	Rear -.....	C1887	C1886	CL1887	CL1886
1994-93	Rear -.....	C1729	C1728	CL1729	CL1728
745LI					
2005-02	Front -.....	C2771	C2770	CL2771	CL2770
745I					
2005-02	Front -.....	C2771	C2770	CL2771	CL2770
750I					
2008-06	Front -.....	C2771	C2770	CL2771	CL2770
750iL					
1998-95	Front -.....	C1879	C1878	CL1879	CL1878
1994-88	Front -.....	C1177	C1176	CL1177	CL1176
2001-95	Rear -.....	C1889	C1888	CL1889	CL1888
1994-91	Rear -.....	C1729	C1728	CL1729	CL1728
1990	Rear - From 1/90.....	C1729	C1728	CL1729	CL1728
1990-88	Rear - To 1/90.....	C1437	C1436	CL1437	CL1436

Check Position Of Caliper Prior To Removal Of Old Unit. See Illustration On the inside front cover. If Caliper Is Rear Mounted Then Part Numbers Are Reversed.

YEAR	APPLICATION	SEMI LOADED		LOADED	
		LEFT	RIGHT	LEFT	RIGHT
BMW (cont.)					
750LI					
2008-06	Front -	C2771	C2770	CL2771	CL2770
760LI					
2008-03	Front -	C2771	C2770	CL2771	CL2770
760I					
2006-04	Front -	C2771	C2770	CL2771	CL2770
840Ci					
1997-94	Front -	C1898	C1899	CL1898	CL1899
1997-94	Rear -	C1439	C1438		
850Ci					
1997-96	Front -	C1898	C1899	CL1898	CL1899
1995-93	Front - (ATE).....	C1900	C1901	CL1900	CL1901
1995-93	Front - (Brembo).....	C1898	C1899	CL1898	CL1899
1997-93	Rear -	C1439	C1438		
850CSi					
1995-94	Front -	C1900	C1901	CL1900	CL1901
1995-94	Rear -	C1439	C1438		
850i					
1992-91	Front -	C1900	C1901	CL1900	CL1901
1992-91	Rear -	C1439	C1438		
L6					
1988-87	Front -	C1177	C1176	CL1177	CL1176
1988-87	Rear -	C2749	C2748		
L7					
1988-87	Front -	C1177	C1176	CL1177	CL1176
1988-87	Rear -	C1551	C1550		
M3					
2006-05	Front - w/o Competition package.....	C2879	C2878	CL2879	CL2878
2004-01	Front -	C2879	C2878	CL2879	CL2878
1999-95	Front -	C1176	C1177	CL1176A	CL1177A
2006-05	Rear - w/o Competition package.....	C2753	C2752	CL2753	CL2752
2004-01	Rear -	C2753	C2752	CL2753	CL2752
1999	Rear -	C2735	C2734		
1998-95	Rear -	C1891	C1890		
1991-88	Rear -	C1551	C1550	CL1551	CL1550
M5					
2003-00	Front -	C2869	C2868	CL2869	CL2868
1993-91	Front -	C1177	C1176	CL1177A	CL1176A
2003-00	Rear -	C2729	C2728	CL2729	CL2728
1993-91	Rear -	C1729	C1728	CL1729	CL1728
1988-87	Rear -	C2749	C2748		
M6					
1989-87	Rear -	C2749	C2748		
Z3					
2002-01	Front - w/ 2.5L Engine.....	C1619B	C1618B	CL1619B	CL1618B
2002-01	Front - w/ 3.2L Engine.....	C1176	C1177	CL1176A	CL1177A
2002-01	Front - w/ 3.0L Engine.....	C1619A	C1618A	CL1619A	CL1618A
2000-99	Front - w/ 3.2L Engine.....	C1176	C1177	CL1176A	CL1177A
2000-99	Front - w/ 2.5L; 2.8L Engine.....	C1619B	C1618B	CL1619B	CL1618B
1998	Front - w/ 3.2L Engine.....	C1619	C1618	CL1619	CL1618
1998	Front - w/ 1.9L Engine.....	C1805	C1804	CL1805	CL1804
1998	Front - w/ 2.8L Engine.....	C1619	C1618	CL1619	CL1618
1997	Front - w/ 1.9L Engine.....	C1805	C1804	CL1805	CL1804
1997	Front - w/ 2.8L Engine.....	C1619	C1618	CL1619	CL1618
1996	Front -	C1805	C1804	CL1805	CL1804
2002-01	Rear - w/ 3.2L Engine.....	C2735	C2734		

Check Position Of Caliper Prior To Removal Of Old Unit. See Illustration On the inside front cover. If Caliper Is Rear Mounted Then Part Numbers Are Reversed.

YEAR	APPLICATION	SEMI LOADED		LOADED	
		LEFT	RIGHT	LEFT	RIGHT
BMW (cont.)					
Z3 (cont.)					
2002-98	Rear - Exc. 3.2L.....	C2075	C2074	CL2075	CL2074
2000-99	Rear - w/ 3.2L Engine.....	C2735	C2734		
1998	Rear - w/ 3.2L Engine.....	C2735	C2734		
1997-96	Rear -.....	C2075	C2074	CL2075	CL2074
Z4, ROADSTER					
2008-07	Front - w/ 3.0L Engine; 3.0Si.....	C2861	C2860		
2007	Front - w/ 3.0L Engine; 3.0i.....	C1619A	C1618A	CL1619A	CL1618A
2006-03	Front - w/ 2.5L Engine.....	C1619B	C1618B	CL1619B	CL1618B
2006-03	Front - w/ 3.0L Engine.....	C1619A	C1618A	CL1619A	CL1618A
2008-03	Rear - w/ 3.0L Engine.....	C2641A	C2640A	CL2641A	CL2640A
BMW TRUCK					
X3					
2009-04	Front -.....	C2861A	C2860A		
X5					
2006-00	Front -.....	C1841B	C1840B	CL1841B	CL1840B
BUICK					
ALLURE (Canada)					
2009-08	Front - w/ 6 Cylinder Engine.....	C5034	C5035	CL5034	CL5035
2009-08	Front - w/ 8 Cylinder Engine.....	C5024	C5025	CL5024	CL5025
2007-05	Front -.....	C5034	C5035	CL5034	CL5035
2009-08	Rear - w/ Special Suspension (FE4).....	C4644	C4645		
2009-08	Rear - Exc. Special Suspension (FE4).....	C5010	C5011	CL5010	CL5011
2007-05	Rear -.....	C5010	C5011	CL5010	CL5011
CENTURION					
1973-71	Front -.....	C4036	C4035	CL4036	CL4035
CENTURY					
2005-02	Front -.....	C4638	C4639	CL4638D	CL4639D
2001-97	Front -.....	C4638	C4639	CL4638	CL4639
1996-90	Front -.....	C4195	C4194	CL4195	CL4194
1989-85	Front - w/ JA2; JA8 Brake Systems.....	C4195	C4194	CL4195	CL4194
1984-83	Front - w/ JA2; JA3 Brake Systems.....	C4195	C4194	CL4195	CL4194
1981-78	Front -.....	C4072	C4071	CL4072	CL4071
2005-02	Rear -.....	C4644	C4645	CL4644	CL4645
2001-97	Rear -.....	C4644	C4645	CL4644	CL4645
ELECTRA, LESABRE					
2005-04	Front - LeSabre w/ 16" Wheels.....	C4638A	C4639A	CL4638C	CL4639C
2005-04	Front - LeSabre w/ 15" Wheels.....	C4638	C4639	CL4638D	CL4639D
2003-00	Front - LeSabre w/ 16" Wheels.....	C4638A	C4639A	CL4638C	CL4639C
2003-00	Front - LeSabre w/ 15" Wheels.....	C4638	C4639	CL4638	CL4639
1999-94	Front - LeSabre.....	C4600	C4601	CL4600	CL4601
1993-92	Front - LeSabre.....	C4355	C4354	CL4355	CL4354
1991	Front - LeSabre.....	C4195	C4194	CL4195	CL4194
1990-86	Front - FWD.....	C4195	C4194	CL4195	CL4194
1985	Front - FWD.....	C4195	C4194	CL4195	CL4194
1985	Front - RWD; H.D. and Wagon.....	C4021	C4020	CL4021	CL4020
1985	Front - RWD; Exc. H.D. and Wagon.....	C4021	C4020	CL4021	CL4020
1984-83	Front - RWD; H.D. and Wagon.....	C4021	C4020	CL4021	CL4020
1984-83	Front - RWD; Exc. H.D. and Wagon.....	C4021	C4020	CL4021	CL4020
1982-79	Front - RWD; H.D. and Wagon.....	C4021	C4020	CL4021	CL4020
1982-79	Front - RWD; Exc. H.D. and Wagon.....	C4021	C4020	CL4021	CL4020
1978	Front - RWD; H.D. and Wagon.....	C4021	C4020	CL4021	CL4020
1978	Front - RWD; Exc. H.D. and Wagon.....	C4021	C4020	CL4021	CL4020
1976-71	Front -.....	C4036	C4035	CL4036	CL4035
2005-04	Rear - LeSabre.....	C4718B	C4719B	CL4718B	CL4719B
2003-00	Rear - LeSabre.....	C4718	C4719	CL4718B	CL4719B

Check Position Of Caliper Prior To Removal Of Old Unit. See Illustration On the inside front cover. If Caliper Is Rear Mounted Then Part Numbers Are Reversed.

YEAR	APPLICATION	SEMI LOADED		LOADED	
		LEFT	RIGHT	LEFT	RIGHT
BUICK (cont.)					
ESTATE WAGON					
1990-78	Front -	C4021	C4020	CL4021	CL4020
1976-71	Front -	C4036	C4035	CL4036	CL4035
LACROSSE					
2009-08	Front - w/ 6 Cylinder Engine.....	C5034	C5035	CL5034	CL5035
2009-08	Front - w/ 8 Cylinder Engine.....	C5024	C5025	CL5024	CL5025
2007-05	Front -	C5034	C5035	CL5034	CL5035
2009-08	Rear - w/ Special Suspension (FE4).....	C4644	C4645	CL4644	CL4645
2009-08	Rear - w/ FE4 Handling Suspension.....	C5010	C5011	CL5010	CL5011
2007-05	Rear -	C5010	C5011	CL5010	CL5011
LUCERNE					
2010-06	Front - w/ 16" Wheels.....	C4988	C4989	CL4988	CL4989
2010-06	Front - w/ 17" wheels.....	C5024	C5025	CL5024	CL5025
2010-06	Rear -	C5014	C5015	CL5014	CL5015
PARK AVENUE					
2005-99	Front -	C4638A	C4639A	CL4638C	CL4639C
1998-97	Front -	C4638A	C4639A	CL4638A	CL4639A
1996-94	Front -	C4600	C4601	CL4600	CL4601
1993-91	Front -	C4355	C4354	CL4355	CL4354
2005-03	Rear - Ultra.....	C4718	C4719	CL4718	CL4719
2005-03	Rear - Exc. Ultra.....	C4718B	C4719B	CL4718B	CL4719B
2002-00	Rear -	C4718B	C4719B	CL4718B	CL4719B
1999	Rear -	C4738	C4739	CL4738	CL4739
1998-97	Rear -	C4392A	C4393A	CL4392B	CL4393B
REATTA					
1991-88	Front -	C4250	C4249	CL4250	CL4249
1991-88	Rear -	C4510	C4510	CL4510L	CL4510R
REGAL					
2004-02	Front -	C4638	C4639	CL4638D	CL4639D
2001-97	Front -	C4638	C4639	CL4638	CL4639
1996-94	Front -	C4276	C4275	CL4276	CL4275
1993-89	Front -	C4276	C4275	CL4276	CL4275
1988	Front -	C4276	C4275	CL4276	CL4275
1987-85	Front - RWD.....	C4072	C4071	CL4072	CL4071
1984-78	Front - RWD.....	C4072	C4071	CL4072	CL4071
2004-02	Rear -	C4644	C4645	CL4644	CL4645
2001-97	Rear -	C4644	C4645	CL4644	CL4645
1996-94	Rear -	C4393	C4392	CL4393	CL4392
1993-89	Rear -	C4328	C4327	CL4328	CL4327
1988	Rear -	C4296	C4295	CL4296	CL4295
RIVIERA					
1999-97	Front -	C4638A	C4639A	CL4638A	CL4639A
1996-95	Front -	C4600	C4601	CL4600	CL4601
1993-92	Front -	C4355	C4354	CL4355	CL4354
1991-86	Front -	C4250	C4249	CL4250	CL4249
1985-79	Front -	C4129	C4128	CL4129	CL4128
1978	Front -	C4021	C4020	CL4021	CL4020
1976-71	Front -	C4036	C4035	CL4036	CL4035
1999	Rear -	C4738B	C4739B	CL4738B	CL4739B
1998-97	Rear -	C4392A	C4393A	CL4392B	CL4393B
1996-95	Rear -	C4392A	C4393A	CL4392A	CL4393A
1993-92	Rear -	C4543	C4543	CL4543	CL4543
1991-86	Rear -	C4510	C4510	CL4510L	CL4510R
ROADMASTER, ROADMASTER ESTATE WAGON					
1996-91	Front -	C4021	C4020	CL4021	CL4020

Check Position Of Caliper Prior To Removal Of Old Unit. See Illustration On the inside front cover. If Caliper Is Rear Mounted Then Part Numbers Are Reversed.

YEAR	APPLICATION	SEMI LOADED		LOADED	
		LEFT	RIGHT	LEFT	RIGHT
BUICK (cont.)					
SKYLARK					
1998-96	Front -	C4357	C4356	CL4357	CL4356
1995-91	Front -	C4357	C4356	CL4357	CL4356
1990	Front - w/ Special Performance Package.....	C4357	C4356	CL4357	CL4356
1990	Front - w/o Special Performance Package.....	C4684	C4685	CL4684	CL4685
1979-78	Front -	C4021	C4020	CL4021	CL4020
BUICK TRUCK					
ENCLAVE					
2010-08	Front -	C5004B	C5005B	CL5004B	CL5005B
2010-08	Rear -	C5059	C5058	CL5059	CL5058
RAINIER					
2007-06	Front - w/ 6 Cylinder Engine.....	C5005A	C5004A	CL5004A	CL5005A
2007-06	Front - w/ 8 Cylinder Engine.....	C5004	C5005	CL5004	CL5005
2005-04	Front - w/ 6 Cylinder Engine.....	C4798A	C4799A	CL4798A	CL4799A
2005-04	Front - w/ 8 Cylinder Engine.....	C4798	C4799	CL4798	CL4799
2007-04	Rear -	C4804	C4805	CL4804	CL4805
RENDEZVOUS					
2007-02	Front - FWD.....	C4772	C4773	CL4772	CL4773
2007-02	Front - AWD.....	C4772A	C4773A	CL4772A	CL4773A
2007-02	Rear -	C4644A	C4645A	CL4644A	CL4645A
TERRAZA					
2007-05	Front -	C5034	C5035	CL5034	CL5035
2007-05	Rear -	C4944	C4945	CL4944	CL4945
CADILLAC					
ALLANTE					
1993	Front -	C4355	C4354	CL4355	CL4354
1992-87	Front -	C4250	C4249	CL4250	CL4249
1993	Rear -	C4542	C4543	CL4542	CL4543
1992-87	Rear -	C4510	C4510	CL4510L	CL4510R
CATERA					
2001-97	Front -	C4648	C4649	CL4648	CL4649
2001	Rear - 1st Design.....	C4711	C4710	CL4711	CL4710
2001	Rear - 2nd Design.....	C4887	C4886	CL4887	CL4886
2000-98	Rear -	C4711	C4710	CL4711	CL4710
1997	Rear - 1st Design; w/o Counter Balance Weights.....	C4641	C4640	CL4641	CL4640
1997	Rear - 2nd Design; w/ Counter Balance Weights.....	C4711	C4710	CL4711	CL4710
COMMERCIAL CHASSIS, FUNERAL COACH					
2005-00	Front - w/ J55 Brake System.....	C4731	C4730	CL4731	CL4730
1999-98	Front - w/ JL9 Brake System.....	C4638A	C4639A	CL4638C	CL4639C
1999-98	Front - w/ J55 Brake System.....	C4300	C4299	CL4300	CL4299
1997	Front - w/ JL9 Brake System.....	C4638A	C4639A	CL4638A	CL4639A
1997	Front - w/ J55 Brake System.....	C4300	C4299	CL4300	CL4299
1996-94	Front - w/ JM4 Brake System.....	C4021	C4020	CL4021	CL4020
1996-94	Front - w/ J55 Brake System.....	C4127	C4126	CL4127	CL4126
1993-92	Front - FWD; w/ J55 Brake System.....	C4299	C4300	CL4299	CL4300
1993-92	Front - FWD; w/ JM4; J41 Brake Systems.....	C4355	C4354	CL4355	CL4354
1993-92	Front - RWD; w/ JM4 Brake System.....	C4021	C4020	CL4021	CL4020
1993-92	Front - RWD; w/ J55 Brake System.....	C4127	C4126	CL4127	CL4126
1991	Front - w/ J55 Brake System.....	C4299	C4300	CL4299	CL4300
1991	Front - w/ JM4; J41 Brake Systems.....	C4355	C4354	CL4355	CL4354
1990	Front - w/ J55 Brake System.....	C4299	C4300	CL4299	CL4300
1990	Front - w/ JM4; J41 Brake Systems.....	C4195	C4194	CL4195	CL4194
1989-85	Front -	C4195	C4194	CL4195	CL4194
1984-79	Front -	C4127	C4126	CL4127	CL4126
1978-77	Front -	C4036	C4035	CL4036	CL4035
2005-03	Rear - w/ J55 Brake System.....	C4854	C4855	CL4854	CL4855
2002-00	Rear - w/ J55 Brake System.....	C4726	C4727	CL4726	CL4727

Check Position Of Caliper Prior To Removal Of Old Unit. See Illustration On the inside front cover. If Caliper Is Rear Mounted Then Part Numbers Are Reversed.

YEAR	APPLICATION	SEMI LOADED		LOADED	
		LEFT	RIGHT	LEFT	RIGHT
CADILLAC (cont.)					
COMMERCIAL CHASSIS, FUNERAL COACH (cont.)					
1999-97	Rear -	C4542	C4543	CL4542A	CL4543A
CTS					
2008	Front - w/ JL9 Brake System; w/o Performance Pad; Forward Mount.....	C4878	C4879	CL4878	CL4879
2008	Front - w/ JL9 Brake System; w/ Performance Pad; Forward Mount.....	C4878	C4879	CL4878A	CL4879A
2007-06	Front - 6 Cyl. Engine; w/ JL9 Brake System; w/o Performance Pad; Forward Mount.....	C4879	C4878	CL4879	CL4878
2007-06	Front - 6 Cyl. Engine; w/ JL9 Brake System; w/ Performance Pad; Forward Mount.....	C4878	C4879	CL4878A	CL4879A
2007-06	Front - w/ JE5 Brake Code.....	C4967	C4966	CL4967	CL4966
2007-04	Front - 8 Cylinder Engine.....	C4903	C4902	CL4903	CL4902
2005-04	Front - 6 Cyl. Engine; Forward Mount.....	C4879	C4878	CL4879	CL4878
2003	Front - Forward Mount.....	C4879	C4878	CL4879	CL4878
2008	Rear - w/ JL9 Brake Code.....	C4874	C4875	CL4874	CL4875
2007-06	Rear - 6 Cyl. Engine; w/ JE5 Brake System.....	C4924	C4925	CL4924	CL4925
2007-06	Rear - 6 Cyl. Engine; w/ JL9 Brake System.....	C4874	C4875	CL4874	CL4875
2005-04	Rear - w/ 6 Cylinder Engine.....	C4874	C4875	CL4874	CL4875
2003	Rear -	C4874	C4875	CL4874	CL4875
DEVILLE SERIES (Includes Concours)					
2005-00	Front - w/ JL9 Brake System.....	C4638A	C4639A	CL4638C	CL4639C
2005-00	Front - w/ J55 Brake System.....	C4731	C4730	CL4731	CL4730
1999-98	Front - w/ JL9 Brake System.....	C4638A	C4639A	CL4638C	CL4639C
1999-98	Front - w/ J55 Brake System.....	C4300	C4299	CL4300	CL4299
1997	Front - w/ JL9 Brake System.....	C4638A	C4639A	CL4638A	CL4639A
1997	Front - w/ J55 Brake System.....	C4300	C4299	CL4300	CL4299
1996-94	Front -	C4600	C4601	CL4600	CL4601
1993-91	Front - Limo; w/ J55 Brake System.....	C4299	C4300	CL4299	CL4300
1993-91	Front - Limo; w/ JM4; J41 Brake Systems; w/ Front Disc; w/ Rear Drum.....	C4355	C4354	CL4355	CL4354
1990	Front - w/ J55 Brake System.....	C4299	C4300	CL4299	CL4300
1990	Front - w/ JM4; J41 Brake Systems.....	C4195	C4194	CL4195	CL4194
1989-85	Front -	C4195	C4194	CL4195	CL4194
1984-78	Front -	C4021	C4020	CL4021	CL4020
2005-03	Rear - w/ JL9 Brake System.....	C4718	C4719	CL4718	CL4719
2005-03	Rear - w/ J55 Brake System.....	C4854	C4855	CL4854	CL4855
2002-00	Rear - w/ JL9 Brake System.....	C4718	C4719	CL4718	CL4719
2002-00	Rear - w/ J55 Brake System.....	C4726	C4727	CL4726	CL4727
1999-97	Rear -	C4542	C4543	CL4542A	CL4543A
1996-94	Rear -	C4542	C4543	CL4542	CL4543
DTS					
2010-06	Front - w/ JL9 Brake System.....	C5024	C5025	CL5024	CL5025
2010-06	Front - w/ J55 Brake System.....	C4731	C4730	CL4731	CL4730
2010-06	Rear - w/ JL9 Brake System.....	C5014	C5015	CL5014	CL5015
2010-06	Rear - w/ J55 Brake System.....	C4854	C4855	CL4854	CL4855
ELDORADO					
2002-98	Front -	C4638A	C4639A	CL4638C	CL4639C
1997	Front -	C4638A	C4639A	CL4638A	CL4639A
1996-94	Front -	C4600	C4601	CL4600	CL4601
1993-92	Front -	C4355	C4354	CL4355	CL4354
1991-86	Front -	C4250	C4249	CL4250	CL4249
1985-79	Front -	C4129	C4128	CL4129	CL4128
2002-98	Rear -	C4542	C4543	CL4542A	CL4543A
1997	Rear -	C4542	C4543	CL4542A	CL4543A
1996-93	Rear -	C4542	C4543	CL4542	CL4543
1992	Rear -	C4543	C4543	CL4543	CL4543
1991-86	Rear -	C4510	C4510	CL4510L	CL4510R

Check Position Of Caliper Prior To Removal Of Old Unit. See Illustration On the inside front cover. If Caliper Is Rear Mounted Then Part Numbers Are Reversed.

YEAR	APPLICATION	SEMI LOADED		LOADED	
		LEFT	RIGHT	LEFT	RIGHT
CADILLAC (cont.)					
FLEETWOOD SERIES					
1996-94	Front - w/ JM4 Brake System.....	C4021	C4020	CL4021	CL4020
1996-94	Front - w/ J55 Brake System.....	C4127	C4126	CL4127	CL4126
1993-91	Front - FWD; w/ J55 Brake System.....	C4299	C4300	CL4299	CL4300
1993-91	Front - FWD; w/ JM4; J41 Brake Systems.....	C4355	C4354	CL4355	CL4354
1993-91	Front - RWD; w/ JM4 Brake System.....	C4021	C4020	CL4021	CL4020
1993-91	Front - RWD; w/ J55 Brake System; Brougham.....	C4127	C4126	CL4127	CL4126
1990	Front - FWD; w/ J55 Brake System.....	C4299	C4300	CL4299	CL4300
1990	Front - FWD; w/ JM4; J41 Brake Systems.....	C4195	C4194	CL4195	CL4194
1990	Front - RWD; w/ JM4 Brake System.....	C4021	C4020	CL4021	CL4020
1990	Front - RWD; w/ J41 Brake System.....	C4127	C4126	CL4127	CL4126
1989-85	Front - FWD.....	C4195	C4194	CL4195	CL4194
1989-85	Front - RWD; w/ Armored Body.....	C4127	C4126	CL4127	CL4126
1989-85	Front - RWD; w/o Armored Body.....	C4021	C4020	CL4021	CL4020
1984-80	Front - Brougham.....	C4021	C4020	CL4021	CL4020
1984-80	Front - Sedan and Limo.....	C4127	C4126	CL4127	CL4126
1979	Front - Brougham.....	C4021	C4020	CL4021	CL4020
1979	Front - Sedan and Limo.....	C4127	C4126	CL4127	CL4126
1978	Front - Brougham.....	C4021	C4020	CL4021	CL4020
1978	Front - Sedan and Limo.....	C4036	C4035	CL4036	CL4035
1977	Front - Sedan and Limo.....	C4036	C4035	CL4036	CL4035
SEVILLE					
2004-03	Front -	C4638A	C4639A	CL4638C	CL4639C
2002	Front -	C4720	C4721		
2001-98	Front -	C4720	C4721	CL4720	CL4721
1997	Front -	C4638A	C4639A	CL4638A	CL4639A
1996-94	Front -	C4600	C4601	CL4600	CL4601
1993-92	Front -	C4355	C4354	CL4355	CL4354
1991-86	Front -	C4250	C4249	CL4250	CL4249
1985-80	Front -	C4129	C4128	CL4129	CL4128
1979-78	Front -	C4021	C4020	CL4021	CL4020
2004-03	Rear -	C4718	C4719	CL4718	CL4719
2002-00	Rear -	C4718A	C4719A	CL4718A	CL4719A
1999	Rear -	C4738	C4739	CL4738A	CL4739A
1998	Rear -	C4716	C4717	CL4716	CL4717
1997	Rear -	C4542	C4543	CL4542A	CL4543A
1996-93	Rear -	C4542	C4543	CL4542	CL4543
1992	Rear -	C4543	C4543	CL4543	CL4543
1991-86	Rear -	C4510	C4510	CL4510L	CL4510R
STS					
2010	Front - w/ J56 Brake Code.....	C4903	C4902	CL4903	CL4902
2009	Front - w/ J56 Brake Code; w/ AWD.....	C4902	C4903	CL4902	CL4903
2009	Front - w/ J56 Brake Code; w/ RWD; w/o Supercharger	C4903	C4902	CL4903	CL4902
2008-07	Front - w/ J56 Brake Code; w/ RWD; w/o Supercharger	C4903	C4902	CL4903	CL4902
2008-07	Front - w/ J56 Brake Code; w/ AWD; w/o Supercharger	C4902	C4903	CL4902	CL4903
2008-06	Front - w/ JL9 Brake Code; Forward Mount; w/o Supercharger.....	C4878	C4879	CL4878A	CL4879A
2008-05	Front - w/ JE5 Brake Code; w/o Supercharger.....	C4966	C4967	CL4966	CL4967
2006	Front - w/ J56 Brake Code; w/o Supercharger.....	C4903	C4902	CL4903	CL4902
2005	Front - w/ J56 Brake Code.....	C4903	C4902	CL4903	CL4902
2005	Front - w/ JL9 Brake Code; Forward Mount.....	C4879	C4878	CL4879A	CL4878A
2010-06	Rear - w/ JE5 Brake Code; w/o Supercharger.....	C4924	C4925	CL4924	CL4925
2010-06	Rear - w/ JL9 Brake Code; Forward Mount.....	C4874	C4875	CL4874	CL4875
2005	Rear - w/ JL9 Brake Code.....	C4874	C4875	CL4874	CL4875
2005	Rear - w/ JE5 Brake Code.....	C4924	C4925	CL4924	CL4925
XLR					
2008-06	Front - w/ 4.6L Engine.....	C4871	C4870	CL4871	CL4870
2005	Front -	C4871	C4870	CL4871	CL4870
2004	Front -	C4871	C4870	CL4871	CL4870
2009-06	Rear - w/ 4.6L Engine.....	C4698	C4699	CL4698	CL4699

Check Position Of Caliper Prior To Removal Of Old Unit. See Illustration On the inside front cover. If Caliper Is Rear Mounted Then Part Numbers Are Reversed.

YEAR	APPLICATION	SEMI LOADED		LOADED	
		LEFT	RIGHT	LEFT	RIGHT
CADILLAC (cont.)					
XLR (cont.)					
2005	Rear -	C4698	C4699		
2004	Rear -	C4698	C4699	CL4698A	CL4699A
CADILLAC TRUCK					
ESCALADE					
2010-07	Front -	C4919	C4918	CL4919	CL4918
2006-02	Front -	C4729	C4728	CL4729	CL4728
2000-99	Front -	C4300	C4299	CL4300	CL4299
2010-07	Rear -	C5030	C5031	CL5030	CL5031
2006-03	Rear - 2WD.....	C4940	C4941	CL4940	CL4941
2006-03	Rear - 4WD.....	C4764	C4765	CL4764	CL4765
2002	Rear -	C4764	C4765	CL4764	CL4765
ESCALADE ESV					
2010-07	Front -	C4919	C4918	CL4919	CL4918
2006-03	Front -	C4729	C4728	CL4729	CL4728
2010-07	Rear -	C5030	C5031	CL5030	CL5031
2006-03	Rear -	C4764	C4765	CL4764	CL4765
ESCALADE EXT					
2010-07	Front -	C4919	C4918	CL4919	CL4918
2006-02	Front -	C4729	C4728	CL4729	CL4728
2010-07	Rear -	C5030	C5031	CL5030	CL5031
2006-02	Rear -	C4764	C4765	CL4764	CL4765
SRX					
2009-04	Front -	C4967	C4966	CL4967	CL4966
2009-04	Rear - Exc. Performance Pad.....	C4904	C4905	CL4904	CL4905
2008-04	Rear - w/ Performance Pad.....	C4904	C4905		
CHECKER					
MARATHON					
1982-80	Front -	C4127	C4126	CL4127	CL4126
1979-71	Front -	C4036	C4035	CL4036	CL4035
CHEVROLET					
AVEO					
2010-04	Front -	C2810A	C2811A	CL2810A	CL2811A
AVEO5					
2009-05	Front -	C2810A	C2811A	CL2810A	CL2811A
BEL AIR					
1981	Front - (Canada); w/ H.D. Brakes.....	C4021	C4020	CL4021	CL4020
1981	Front - (Canada); w/o H.D. Brakes.....	C4021	C4020	CL4021	CL4020
1975-71	Front -	C4036	C4035	CL4036	CL4035
BERETTA, CORSICA					
1996	Front -	C4357	C4356	CL4356	CL4357
1995-92	Front -	C4357	C4356	CL4357	CL4356
1991-90	Front -	C4684	C4685	CL4684	CL4685
BISCAYNE, BROOKWOOD, KINGSWOOD, TOWNSMAN					
1972-71	Front -	C4036	C4035	CL4036	CL4035
CAMARO					
2002-98	Front -	C4693	C4692	CL4693	CL4692
1997-94	Front -	C4601	C4600	CL4601	CL4600
1993	Front -	C4354	C4355	CL4354	CL4355
1992-88	Front - w/o High Performance Pkg.; Cast Iron Caliper	C4072	C4071	CL4072	CL4071
1992-88	Front - w/ High Performance Pkg.; Aluminum Caliper.	C4344	C4343	CL4344	CL4343
1987-82	Front -	C4072	C4071	CL4072	CL4071
1981-78	Front -	C4021	C4020	CL4021	CL4020
2002-98	Rear -	C4696	C4697	CL4696	CL4697
1997-93	Rear -	C4541	C4540	CL4541	CL4540

Check Position Of Caliper Prior To Removal Of Old Unit. See Illustration On the inside front cover. If Caliper Is Rear Mounted Then Part Numbers Are Reversed.

YEAR	APPLICATION	SEMI LOADED		LOADED	
		LEFT	RIGHT	LEFT	RIGHT
CHEVROLET (cont.)					
CAMARO (cont.)					
1992-89	Rear -	C4346	C4345	CL4346	CL4345
1988	Rear - w/ High Performance Pkg.; Aluminum Caliper.	C4346	C4345	CL4346	CL4345
CAPRICE					
1996-94	Front - w/o H.D.....	C4021	C4020	CL4021	CL4020
1996-94	Front - w/ H.D.....	C4625	C4624	CL4625	CL4624
1993	Front - w/ Police and Taxi Pkg.....	C4021	C4020		
1993-88	Front - w/o Police and Taxi Pkg.....	C4021	C4020	CL4021	CL4020
1987-85	Front - w/o H.D.....	C4021	C4020	CL4021	CL4020
1987-85	Front - w/ H.D.....	C4021	C4020	CL4021	CL4020
1987-79	Front - w/o H.D.....	C4021	C4020	CL4021	CL4020
1984-78	Front - w/ H.D.....	C4021	C4020	CL4021	CL4020
1978	Front - w/o H.D.....	C4021	C4020	CL4021	CL4020
1976-71	Front -	C4036	C4035	CL4036	CL4035
1996-94	Rear - All.....	C4627	C4626	CL4627	CL4626
CAVALIER					
2005-95	Front -	C4356	C4357	CL4356	CL4357
1994-92	Front -	C4357	C4356	CL4357	CL4356
1991-90	Front -	C4684	C4685	CL4684	CL4685
CELEBRITY					
1990	Front -	C4195	C4194	CL4195	CL4194
1989-85	Front - w/ JA2; JA8 Brake Systems.....	C4195	C4194	CL4195	CL4194
1984-83	Front - w/ JA2; JA3 Brake Systems.....	C4195	C4194	CL4195	CL4194
COBALT					
2009-08	Front - w/ 2.2L Engine.....	C4880	C4881	CL4880	CL4881
2008	Front - w/ 2.4L Engine.....	C4906	C4907		
2007-05	Front - w/ 2 Wheel Disc.....	C4880	C4881	CL4880	CL4881
2007-05	Front - w/ 4 Wheel Disc.....	C4906	C4907	CL4906	CL4907
2008	Rear - w/ 2.4L Engine.....	C4893	C4892	CL4893	CL4892
2007-05	Rear -	C4893	C4892	CL4893	CL4892
CORVETTE					
2010-05	Front - w/ JL9 Brake System.....	C5007	C5006	CL5007	CL5006
2010-05	Front - w/ J55 Brake System.....	C5007A	C5006A	CL5007A	CL5006A
2004-01	Front - Notchback; Special.....	C4703	C4702	CL4703A	CL4702A
2004-97	Front - Coupe; Convertible.....	C4703	C4702	CL4703	CL4702
1996	Front - Exc. Collectors and Grand Sport Editions.....	C4320	C4319	CL4320	CL4319
1996	Front - Collectors and Grand Sport Edition.....	C4673	C4672	CL4673	CL4672
1995	Front -	C4320	C4319	CL4320	CL4319
1994-89	Front - w/o H.D. Brakes.....	C4318	C4317	CL4318	CL4317
1994-89	Front - w/ H.D. Brakes.....	C4320	C4319	CL4320	CL4319
1988	Front - w/ H.D. Suspension.....	C4320	C4319	CL4320	CL4319
1988	Front - w/o H.D. Suspension.....	C4318	C4317	CL4318	CL4317
1982-65	Front -	C7017	C7016	CL7017	CL7016
2010-05	Rear - w/ JL9 Brake System.....	C4698	C4699	CL4698	CL4699
2004-01	Rear - Notchback; Special.....	C4698	C4699	CL4698A	CL4699A
2004-97	Rear - Coupe; Convertible.....	C4698	C4699	CL4698	CL4699
1996	Rear - Exc. Collectors and Grand Sport Editions.....	C4324	C4323	CL4324	CL4323
1996	Rear - Collectors and Grand Sport Edition.....	C4324	C4323	CL4324	CL4323
1995-88	Rear -	C4324	C4323	CL4324	CL4323
HHR					
2009-08	Front - w/ 2 Wheel Disc.....	C4910	C4911	CL4910B	CL4911B
2007-06	Front -	C4910	C4911	CL4910B	CL4911B
2009-08	Rear -	C4893	C4892	CL4893	CL4892
IMPALA, IMPALA SS					
2010-06	Front -	C4988	C4989	CL4988	CL4989
2005	Front - w/ H.D. Brake System; JA9.....	C4638A	C4639A	CL4638A	CL4639A
2005	Front - w/ Light Duty Brake System; JB9.....	C4638A	C4639A	CL4638C	CL4639C
2004-02	Front - Exc. Police Package.....	C4638A	C4639A	CL4638C	CL4639C

Check Position Of Caliper Prior To Removal Of Old Unit. See Illustration On the inside front cover. If Caliper Is Rear Mounted Then Part Numbers Are Reversed.

YEAR	APPLICATION	SEMI LOADED		LOADED	
		LEFT	RIGHT	LEFT	RIGHT
CHEVROLET (cont.)					
IMPALA, IMPALA SS (cont.)					
2001-00	Front - Exc. Police Package.....	C4638A	C4639A	CL4638C	CL4639C
2001-00	Front - w/ Police Package.....	C4638A	C4639A	CL4638A	CL4639A
1996-94	Front - w/o H.D.....	C4021	C4020	CL4021	CL4020
1996-94	Front - w/ H.D.....	C4625	C4624	CL4625	CL4624
1985-78	Front - Exc. H.D. and Wagon.....	C4021	C4020	CL4021	CL4020
1985-78	Front - w/ H.D. and Wagon.....	C4021	C4020	CL4021	CL4020
1976-71	Front.....	C4036	C4035	CL4036	CL4035
2010-06	Rear.....	C4644	C4645		
2005-01	Rear - Exc. Police Package.....	C4644	C4645	CL4644	CL4645
2005-01	Rear - w/ Police Package.....	C4644	C4645	CL4644B	CL4645B
2000	Rear.....	C4644	C4645	CL4644B	CL4645B
1996-94	Rear.....	C4627	C4626	CL4627	CL4626
LUMINA					
2001-90	Front.....	C4276	C4275	CL4276	CL4275
1999-95	Rear.....	C4393	C4392	CL4393	CL4392
1994-90	Rear.....	C4328	C4327	CL4328	CL4327
MALIBU					
2009-06	Front - w/ 15" Wheels.....	C4910	C4911	CL4910	CL4911
2009-04	Front - w/ 16" Wheels.....	C4910A	C4911A	CL4910A	CL4911A
2003-97	Front.....	C4646	C4647	CL4646	CL4647
1983-78	Front.....	C4072	C4071	CL4072	CL4071
2009-08	Rear.....	C4893	C4892		
2007-04	Rear.....	C4893	C4892	CL4893	CL4892
MALIBU CLASSIC					
2005-04	Front.....	C4646	C4647	CL4646	CL4647
METRO (1989-1997 SEE GEO METRO)					
2001-98	Front.....	C2004	C2005	CL2004	CL2005
MONTE CARLO					
2007-06	Front.....	C4988	C4989	CL4988	CL4989
2005-02	Front.....	C4638A	C4639A	CL4638C	CL4639C
2001-00	Front.....	C4638A	C4639A	CL4638C	CL4639C
1999-95	Front.....	C4276	C4275	CL4276	CL4275
1988-78	Front.....	C4072	C4071	CL4072	CL4071
2007-06	Rear.....	C4644	C4645		
2005-02	Rear.....	C4644	C4645	CL4644	CL4645
2001-00	Rear.....	C4644	C4645	CL4644B	CL4645B
1999-95	Rear.....	C4393	C4392	CL4393	CL4392
NOVA					
1988	Front - w/ 2 Wheel Disc.....	C1009	C1008	CL1009	CL1008
1979-78	Front.....	C4021	C4020	CL4021	CL4020
PRIZM (1989-1997 SEE GEO PRIZM)					
2002-98	Front.....	C2048	C2049	CL2048	CL2049
SPRINT					
1991-89	Front - Convertible.....	C1539	C1538	CL1539	CL1538
1991-89	Front - Turbo.....	C1539	C1538	CL1539	CL1538
1991-89	Front - Hatchback; w/o Turbo.....	C1323	C1322	CL1323	CL1322
CHEVROLET TRUCK					
ASTRO MINI VAN					
2005-03	Front.....	C4729	C4728	CL4729	CL4728
2002-90	Front - 2WD.....	C4021	C4020	CL4021	CL4020
2002-90	Front - 4WD.....	C4300	C4299	CL4300	CL4299
1989	Front.....	C4021	C4020	CL4021	CL4020
1988-85	Front - w/ Power Brakes.....	C4021	C4020	CL4021	CL4020
2005-03	Rear.....	C4726	C4727	CL4726	CL4727

Check Position Of Caliper Prior To Removal Of Old Unit. See Illustration On the inside front cover. If Caliper Is Rear Mounted Then Part Numbers Are Reversed.

YEAR	APPLICATION	SEMI LOADED		LOADED	
		LEFT	RIGHT	LEFT	RIGHT
CHEVROLET TRUCK (cont.)					
AVALANCHE					
2010-07	Front -	C4919	C4918	CL4919	CL4918
2006-03	Front - 3/4 Ton.....	C4731	C4730	CL4731	CL4730
2006-03	Front - 1/2 Ton.....	C4729	C4728	CL4729	CL4728
2002	Front - 3/4 Ton.....	C4731	C4730	CL4731	CL4730
2002	Front - 1/2 Ton.....	C4729	C4728	CL4729	CL4728
2010-07	Rear -	C5030	C5031	CL5030	CL5031
2006-03	Rear - 3/4 Ton.....	C4728	C4729	CL4728	CL4729
2006-03	Rear - 1/2 Ton; 2WD.....	C4940	C4941	CL4940	CL4941
2006-03	Rear - 1/2 Ton; 4WD.....	C4764	C4765	CL4764	CL4765
2002	Rear - 3/4 Ton.....	C4728	C4729	CL4728	CL4729
2002	Rear - 1/2 Ton.....	C4764	C4765	CL4764	CL4765
BLAZER (Full Size)					
1994	Front - w/ Diesel Engine.....	C4298	C4297	CL4298	CL4297
1994	Front - w/ Gas Engine.....	C4300	C4299	CL4300	CL4299
1993-92	Front -	C4300	C4299	CL4300	CL4299
1991-83	Front -	C4209	C4208	CL4209	CL4208
1982-81	Front - 2WD.....	C4127	C4126	CL4127	CL4126
1982-81	Front - 4WD.....	C4209	C4208	CL4209	CL4208
1980-79	Front - 2WD.....	C4127	C4126	CL4127	CL4126
1978-72	Front - 2WD.....	C4036	C4035	CL4036	CL4035
COLORADO					
2010-09	Front -	C5005C	C5004C	CL5005C	CL5004C
2008-04	Front -	C4939	C4938	CL4939	CL4938
C10, C1500 PICKUP/CAB & CHASSIS (1/2 TON - 2WD)					
1999	Front - w/ 5.0L or 5.7L Engine; Single Piston Caliper.....	C4300	C4299	CL4300	CL4299
1998-92	Front -	C4300	C4299	CL4300	CL4299
1991-88	Front - w/ Standard Cab; Exc. HD Chassis; (2-1/2" Piston).....	C4302	C4301	CL4302	CL4301
1991-88	Front - w/ Standard Cab; w/ HD Chassis; (2-15/16" Piston).....	C4300	C4299	CL4300	CL4299
1991-88	Front - w/ Extended Cab; (2-15/16" Piston).....	C4300	C4299	CL4300	CL4299
1986-81	Front - w/ JB1; w/ JB3 Brake Systems.....	C4021	C4020	CL4021	CL4020
1986-81	Front - w/ JB5; JD3; JD5 Brake Systems.....	C4127	C4126	CL4127	CL4126
1980-79	Front -	C4127	C4126	CL4127	CL4126
1978-72	Front -	C4036	C4035	CL4036	CL4035
C20, C2500 PICKUP/CAB & CHASSIS (3/4 TON - 2WD)					
2000-99	Front - w/ 5.0L; 5.7L; 6.5L; 7.4L Engines; w/ 8,600 lb. GVW (Single Piston Caliper).....	C4298	C4297	CL4298	CL4297
1998-89	Front - w/ 7,200 lb. GVW (2-15/16" Piston).....	C4300	C4299	CL4300	CL4299
1998-89	Front - w/ 8,600 lb. GVW (3-5/32" Piston).....	C4298	C4297	CL4298	CL4297
1988	Front -	C4300	C4299	CL4300	CL4299
1986-79	Front - w/ JB7; w/ JD7; Brake System (3-5/32" Piston).....	C4123	C4122	CL4123	CL4122
1986-79	Front - w/ JB6; w/ JD6; Brake System (2-15/16" Piston).....	C4127	C4126	CL4127	CL4126
1978-72	Front -	C4036	C4035	CL4036	CL4035
C30, C3500 PICKUP/CAB & CHASSIS (1 TON - 2WD)					
2002	Front - w/ 6.5L and 8.1L Engines.....	C4167	C4166	CL4167A	CL4166A
2001	Front - w/ 6.5L and 8.1L Engines.....	C4167	C4166	CL4167A	CL4166A
2000-98	Front - w/ 4 Wheel Disc.....	C4167	C4166	CL4167A	CL4166A
2000-98	Front - 2 Wheel Disc; w/ Single Rear Wheels.....	C4298	C4297	CL4298	CL4297
2000-98	Front - 2 Wheel Disc; w/ Dual Rear Wheels.....	C4348	C4347	CL4348	CL4347
1997-95	Front - w/ 4 Wheel Disc.....	C4167	C4166	CL4167A	CL4166A
1997-95	Front - 2 Wheel Disc; w/ Single Rear Wheels.....	C4298	C4297	CL4298	CL4297
1997-95	Front - 2 Wheel Disc; w/ Dual Rear Wheels.....	C4348	C4347	CL4348	CL4347
1994	Front - w/ 4 Wheel Disc.....	C4167	C4166	CL4167A	CL4166A
1994	Front - 2 Wheel Disc; w/ Single Rear Wheels.....	C4298	C4297	CL4298	CL4297
1994	Front - 2 Wheel Disc; w/ Dual Rear Wheels.....	C4348	C4347	CL4348	CL4347
1993-91	Front - w/ 4 Wheel Disc.....	C4167	C4166	CL4167	CL4166
1993-91	Front - 2 Wheel Disc; w/ Single Rear Wheels.....	C4298	C4297	CL4298	CL4297

Check Position Of Caliper Prior To Removal Of Old Unit. See Illustration On the inside front cover. If Caliper Is Rear Mounted Then Part Numbers Are Reversed.

YEAR	APPLICATION	SEMI LOADED		LOADED	
		LEFT	RIGHT	LEFT	RIGHT
CHEVROLET TRUCK (cont.)					
C30, C3500 PICKUP/CAB & CHASSIS (1 TON - 2WD) (cont.)					
1993-91	Front - 2 Wheel Disc; w/ Dual Rear Wheels.....	C4348	C4347	CL4348	CL4347
1990	Front - w/ Dual Rear Wheels.....	C4348	C4347	CL4348	CL4347
1990	Front - w/ Single Rear Wheels.....	C4298	C4297	CL4298	CL4297
1989-88	Front -	C4298	C4297	CL4298	CL4297
1986-80	Front - w/ Slide Type Caliper.....	C4167	C4166	CL4167	CL4166
1986-80	Front - w/ Pin Type Caliper.....	C4123	C4122	CL4123	CL4122
1979	Front - w/ JB7; w/ JD7; Brake System (3-5/32" Piston)	C4123	C4122	CL4123	CL4122
1979	Front - w/ JB8; Slide Type Caliper (3-3/8" Piston).....	C4167	C4166	CL4167	CL4166
1978-71	Front - w/ JB8; Slide Type Caliper (3-3/8" Piston).....	C4088	C4087	CL4088B	CL4087B
1978-71	Front - w/ JB7; w/ JD7; Brake Systems (2-15/16" Piston)	C4036	C4035	CL4036	CL4035
2002	Rear - w/ 6.5L and 8.1L Engines.....	C4167	C4166	CL4167A	CL4166A
2001	Rear - w/ 6.5L and 8.1L Engines; Cab & Chassis; Exc. Wrecker Pkg.....	C4167	C4166	CL4167A	CL4166A
2001	Rear - w/ 6.5L and 8.1L Engines; Cab & Chassis; w/ Wrecker Pkg.....	C8044	C8044	CL8044	CL8044
2000-98	Rear - w/ Wrecker Package.....	C8044	C8044	CL8044	CL8044
2000-98	Rear - Exc. Wrecker Package.....	C4167	C4166	CL4167A	CL4166A
1997-95	Rear - Exc. Wrecker Package.....	C4167	C4166	CL4167A	CL4166A
1997-95	Rear - w/ Wrecker Package; w/ Casting #452828N....	C8044	C8044	CL8044	CL8044
1994	Rear -	C4167	C4166	CL4167A	CL4166A
1993-91	Rear -	C4167	C4166	CL4167	CL4166
D10, 15 CUCV (1/2 TON - Commercial Utility Cargo Vehicle)					
1987-84	Front -	C4209	C4208		
D30, 35 CUCV (1 TON - Commercial Utility Cargo Vehicle)					
1987-84	Front -	C4167	C4166	CL4167	CL4166
E PICKUP (Electric)					
1999-98	Front -	C4695	C4694	CL4695	CL4694
1997	Front -	C4129	C4128	CL4129	CL4128
EL CAMINO					
1988-78	Front -	C4072	C4071	CL4072	CL4071
EQUINOX					
2009-07	Front -	C5056	C5057	CL5056	CL5057
2006	Front -	C4950	C4951	CL4950	CL4951
2005	Front - w/ Casting #262862.....	C4950	C4951	CL4950	CL4951
2005	Front - w/ Casting #202105.....	C4866	C4867	CL4866	CL4867
2010-07	Rear -	C5040	C5041	CL5040	CL5041
G10 VAN (1/2 TON - Includes Express 1500)					
2010-09	Front -	C4919	C4918	CL4919	CL4918
2008-03	Front -	C4729	C4728	CL4729	CL4728
2002-96	Front -	C4300	C4299	CL4300	CL4299
1995-79	Front -	C4127	C4126	CL4127	CL4126
1978-74	Front -	C4036	C4035	CL4036	CL4035
2010-03	Rear -	C4940	C4941	CL4940	CL4941
G20 VAN (3/4 TON - Includes Express 2500)					
2010-07	Front -	C4731	C4730	CL4731	CL4730
2006	Front - Exc. 7,300 lb. GVW.....	C4731	C4730	CL4731	CL4730
2006	Front - w/ 8,500 lb. / 8,600 lb. GVW.....	C4731	C4730	CL4731	CL4730
2005-03	Front - w/ 7,300 lb GVW.....	C4729	C4728	CL4729	CL4728
2005-03	Front - w/ 8,500 lb. / 8,600 lb. GVW.....	C4731	C4730	CL4731	CL4730
2002	Front - w/ 6.5L Diesel Engine.....	C4348	C4347	CL4348	CL4347
2002	Front - w/ 7,700 lb. or 8,600 lb. GVW.....	C4298	C4297	CL4298	CL4297
2002	Front - w/ 7,300 lb. GVW.....	C4300	C4299	CL4300	CL4299
2001-96	Front - w/ 7,300 lb GVW.....	C4300	C4299	CL4300	CL4299
2001-96	Front - w/ 7,700 lb. or 8,600 lb. GVW.....	C4298	C4297	CL4298	CL4297
1995-79	Front -	C4127	C4126	CL4127	CL4126
1978-72	Front -	C4036	C4035	CL4036	CL4035
2010-07	Rear -	C4934	C4935	CL4934	CL4935

Check Position Of Caliper Prior To Removal Of Old Unit. See Illustration On the inside front cover. If Caliper Is Rear Mounted Then Part Numbers Are Reversed.

YEAR	APPLICATION	SEMI LOADED		LOADED	
		LEFT	RIGHT	LEFT	RIGHT
CHEVROLET TRUCK (cont.)					
G20 VAN (3/4 TON - Includes Express 2500) (cont.)					
2006	Rear - 8,500, 8,600 lb GVW.....	C4934	C4935	CL4934	CL4935
2006	Rear - w/ 7,300 lb GVW.....	C4930	C4931		
2006-03	Rear - w/ 7,300 lb GVW.....	C4930	C4931		
2005-03	Rear - 8,500, 8,600 lb GVW.....	C4934	C4935	CL4934	CL4935
G30 VAN (1 TON - Includes Express 3500)					
2010-08	Front - 8600 lb. / 9600 lb. GVW.....	C4731	C4730	CL4731	CL4730
2010-08	Front - w/ 10,000 lb. / 14,050 lb. GVW.....	C4817	C4816	CL4817	CL4816
2007-06	Front - 8600 lb. / 9600 lb. GVW.....	C4731	C4730	CL4731	CL4730
2007-06	Front - w/ 10,000 lb. / 14,050 lb. GVW.....	C4817	C4816	CL4817	CL4816
2005-03	Front - 8600 lb. / 9600 lb. GVW.....	C4731	C4730	CL4731	CL4730
2005-03	Front - 10,000 lb. / 12,300 lb. GVW.....	C4817	C4816	CL4817	CL4816
2002	Front -	C4348	C4347	CL4348	CL4347
2001-97	Front - Exc. Cutaway.....	C4298	C4297	CL4298	CL4297
2001-97	Front - Cutaway; 139" wheelbase; Single Rear Wheels	C4298	C4297	CL4298	CL4297
2001-97	Front - Cutaway; 139" wheelbase; Dual Rear Wheels	C4348	C4347	CL4348	CL4347
2001-97	Front - Cutaway; w/ 159" & 177" wheelbase.....	C4348	C4347	CL4348	CL4347
1996	Front - Express; Cutaway; 139" wheelbase; Dual Rear Wheels.....	C4348	C4347	CL4348	CL4347
1996	Front - Exc. Express w/ JB7; w/ JD7.....	C4123	C4122	CL4123	CL4122
1996	Front - Exc. Express w/ JB8.....	C4167	C4166	CL4167	CL4166
1996	Front - Express Exc. Cutaway.....	C4298	C4297	CL4298	CL4297
1996	Front - Express; Cutaway; 139" wheelbase; Single Rear Wheels.....	C4298	C4297	CL4298	CL4297
1996	Front - Express; Cutaway; w/ 159" & 177" wheelbase	C4348	C4347	CL4348	CL4347
1995-79	Front - w/ JB7; w/ JD7; w/ Vacuum Boost (Pin Type)..	C4123	C4122	CL4123	CL4122
1995-79	Front - w/ JB8; w/ Hydro-Boost (Slide Type).....	C4167	C4166	CL4167	CL4166
1978-71	Front - w/ JB7; w/ JD7; w/ Vacuum Boost (Pin Type)..	C4036	C4035	CL4036	CL4035
1978-71	Front - w/ JB8; w/ Hydro-Boost (Slide Type).....	C4088	C4087	CL4088B	CL4087B
2010-08	Rear - Cutaway w/ single rear wheels.....	C4934	C4935	CL4934	CL4935
2010-08	Rear - Exc. Cutaway.....	C4934	C4935	CL4934	CL4935
2007-06	Rear - Cutaway w/ single rear wheels.....	C4934	C4935	CL4934	CL4935
2007-06	Rear - Exc. Cutaway.....	C4934	C4935	CL4934	CL4935
2005-03	Rear - Cutaway w/ single rear wheels.....	C4934	C4935	CL4934	CL4935
2005-03	Rear - Exc. Cutaway.....	C4934	C4935	CL4934	CL4935
K10, K1500 PICKUP/CAB & CHASSIS (1/2 TON - 4WD)					
1999	Front - w/ 5.0L or 5.7L Engine; Single Piston Caliper.	C4300	C4299	CL4300	CL4299
1998-92	Front -	C4300	C4299	CL4300	CL4299
1991-88	Front - Heavy Duty Chassis; Extended Cab.....	C4300	C4299	CL4300	CL4299
1991-88	Front - Exc. Heavy Duty Chassis; Extended Cab.....	C4302	C4301	CL4302	CL4301
1986-81	Front -	C4209	C4208	CL4209	CL4208
K20, K2500, PICKUP/CAB & CHASSIS (3/4 TON - 4WD)					
2000-99	Front - w/ 5.0L; 5.7L; 6.5L; 7.4L Engines; w/ 8,600 lb. GVW (Single Piston Caliper).....	C4298	C4297	CL4298	CL4297
1998-89	Front - w/ 7,200 lb. GVW (2-15/16" Piston).....	C4300	C4299	CL4300	CL4299
1998-89	Front - w/ 8,600 lb. GVW (3-5/32" Piston).....	C4298	C4297	CL4298	CL4297
1988	Front -	C4300	C4299	CL4300	CL4299
1986-81	Front - w/ JB7; w/ JD7; Brake System (3-5/32" Piston)	C4123	C4122	CL4123	CL4122
1986-81	Front - w/ JB6; w/ JD6; Brake System (2-15/16" Piston)	C4209	C4208	CL4209	CL4208
1980-79	Front - w/ JB7 Brake System (3-5/32" Piston).....	C4123	C4122	CL4123	CL4122
K30, K3500 PICKUP/CAB & CHASSIS (1 TON - 4WD)					
2000-90	Front - w/ Dual Rear Wheels.....	C4348	C4347	CL4348	CL4347
2000-90	Front - w/ Single Rear Wheels.....	C4298	C4297	CL4298	CL4297
1989-88	Front -	C4298	C4297	CL4298	CL4297
1986-79	Front -	C4167	C4166	CL4167	CL4166
1978-77	Front -	C4088	C4087	CL4088B	CL4087B

Check Position Of Caliper Prior To Removal Of Old
Unit. See Illustration On the inside front cover. If Caliper Is Rear
Mounted Then Part Numbers Are Reversed.

YEAR	APPLICATION	SEMI LOADED		LOADED	
		LEFT	RIGHT	LEFT	RIGHT
CHEVROLET TRUCK (cont.)					
LLV (POST OFFICE VEHICLE)					
1995-87	Front -	C4072	C4071	CL4072	CL4071
LUMINA VAN					
1996-94	Front -	C4600	C4601	CL4600	CL4601
1993-92	Front -	C4355	C4354	CL4355	CL4354
1991-90	Front -	C4195	C4194	CL4195	CL4194
P10 VAN (1/2 TON)					
1981-79	Front -	C4127	C4126	CL4127	CL4126
1978-72	Front -	C4036	C4035	CL4036	CL4035
P20 VAN (3/4 TON)					
1989-79	Front - w/ JB7; w/ JD7; Brake System (3-5/32" Piston)	C4123	C4122	CL4123	CL4122
1989-79	Front - w/ JB6; w/ JD6; Brake System (2-15/16" Piston)	C4127	C4126	CL4127	CL4126
1978-72	Front -	C4036	C4035	CL4036	CL4035
P30 VAN (1 TON - Includes Motor Home Chassis)					
1999-97	Front - w/ 2 Wheel Disc.....	C4167	C4166	CL4167	CL4166
1999-97	Front - w/ 4 Wheel Disc.....	C8044	C8044	CL8044	CL8044
1996-94	Front -	C4167	C4166	CL4167	CL4166
1993-79	Front - w/ JB7; w/ JD7; Pin Type Caliper (3-5/32" Piston)	C4123	C4122	CL4123	CL4122
1993-79	Front - w/ JB8; Slide Type Caliper (3-3/8" Piston).....	C4167	C4166	CL4167	CL4166
1993-79	Front - w/ JF9 Brake System; w/ 4 Wheel Disc.....	C4167	C4166	CL4167	CL4166
1978-77	Front - w/ JB8; Slide Type Caliper (3-3/8" Piston).....	C4088	C4087	CL4088B	CL4087B
1978-77	Front - w/ JF9 Brake System; w/ 4 Wheel Disc.....	C4088	C4087	CL4088B	CL4087B
1978-71	Front - w/ JB7; w/ JD7; Pin Type Caliper (3-5/32" Piston)	C4036	C4035	CL4036	CL4035
1976-71	Front - w/ JB8; w/ JB9 Slide Type Caliper (3-3/8" Piston).....	C4088	C4087	CL4088B	CL4087B
1999-97	Rear -	C8044	C8044	CL8044	CL8044
1996-94	Rear -	C4167	C4166	CL4167	CL4166
1993-79	Rear - w/ JF9 Brake System; w/ 4 Wheel Disc.....	C4167	C4166	CL4167	CL4166
1978-77	Rear - w/ JF9 Brake System; w/ 4 Wheel Disc.....	C4088	C4087	CL4088B	CL4087B
R10 PICKUP (1/2 TON - 2WD)					
1987	Front - w/ JB1; w/ JB3 Brake Systems.....	C4021	C4020	CL4021	CL4020
1987	Front - w/ JB5; w/ JD5 Brake Systems.....	C4127	C4126	CL4127	CL4126
R20, R2500 PICKUP/CAB & CHASSIS (3/4 TON - 2WD)					
1989	Front -	C4123	C4122	CL4123	CL4122
1988-87	Front - w/ JB7; w/ JD7; Brake System (3-5/32" Piston)	C4123	C4122	CL4123	CL4122
1988-87	Front - w/ JB6; w/ JD6; Brake System (2-15/16" Piston)	C4127	C4126	CL4127	CL4126
R30, R3500 PICKUP/CAB & CHASSIS (1 TON - 2WD)					
1991-87	Front -	C4167	C4166	CL4167	CL4166
S-10 SERIES - PICKUP					
2004	Front -	C4695	C4694	CL4695	CL4694
2003	Front - 2WD.....	C4072	C4071	CL4072	CL4071
2003	Front - 4WD.....	C4695	C4694	CL4695	CL4694
2002-98	Front - 2WD.....	C4072	C4071	CL4072	CL4071
2002-98	Front - 4WD.....	C4695	C4694	CL4695	CL4694
1997-83	Front - 2WD.....	C4072	C4071	CL4072	CL4071
1997-83	Front - 4WD.....	C4129	C4128	CL4129	CL4128
1982	Front -	C4072	C4071	CL4072	CL4071
2004-03	Rear - 4WD.....	C4712	C4713	CL4712	CL4713
2003	Rear - 2WD (ZR2) w/ Higher Wider Pkg.....	C4712	C4713	CL4712	CL4713
2003	Rear - 2WD; Exc. (ZR2) w/ Higher Wider Pkg.....	C4713	C4712	CL4713	CL4712
2002-98	Rear - 2WD.....	C4713	C4712	CL4713	CL4712
2002-98	Rear - 4WD.....	C4712	C4713	CL4712	CL4713
S-10 SERIES - SPORT UTILITY (Including S-10 Blazer, Trailblazer)					
2009-06	Front - Trailblazer; w/ 6 Cylinder Engine.....	C5004A	C5005A	CL5004A	CL5005A
2009-06	Front - Trailblazer; w/ 8 Cylinder Engine.....	C5004	C5005	CL5004	CL5005
2005-04	Front - Trailblazer w/ 113" Wheelbase; w/ 6 Cyl. Engine	C4798A	C4799A	CL4798A	CL4799A
2005-04	Front - Blazer.....	C4695	C4694	CL4695	CL4694

Check Position Of Caliper Prior To Removal Of Old Unit. See Illustration On the inside front cover. If Caliper Is Rear Mounted Then Part Numbers Are Reversed.

YEAR	APPLICATION	SEMI LOADED		LOADED	
		LEFT	RIGHT	LEFT	RIGHT
CHEVROLET TRUCK (cont.)					
S-10 SERIES - SPORT UTILITY (Including S-10 Blazer, Trailblazer) (cont.)					
2005-04	Front - Trailblazer w/ 113" Wheelbase; w/ 8 Cyl. Engine	C4798	C4799	CL4798	CL4799
2005-04	Front - Trailblazer w/ 129" Wheelbase; w/ 8 Cyl. Engine	C4798	C4799	CL4798	CL4799
2004-98	Front - Blazer.....	C4695	C4694	CL4695	CL4694
2003	Front - Trailblazer w/ 129" Wheelbase.....	C4798	C4799	CL4798	CL4799
2003-02	Front - Trailblazer w/ 113" Wheelbase.....	C4798A	C4799A	CL4798A	CL4799A
2002	Front - Trailblazer w/ 129" Wheelbase.....	C4798	C4799	CL4798	CL4799
1997	Front - 2WD.....	C4072	C4071	CL4072	CL4071
1997	Front - 4WD.....	C4129	C4128	CL4129	CL4128
1997	Front - AWD.....	C4651	C4650	CL4651	CL4650
1996-83	Front - 2WD.....	C4072	C4071	CL4072	CL4071
1996-83	Front - 4WD.....	C4129	C4128	CL4129	CL4128
2009-08	Rear - Trailblazer.....	C4804	C4805	CL4804	CL4805
2007-06	Rear - Trailblazer.....	C4804	C4805	CL4804	CL4805
2005-04	Rear - Trailblazer.....	C4804	C4805	CL4804	CL4805
2005-04	Rear - 4WD Blazer.....	C4712	C4713	CL4712	CL4713
2005-04	Rear - 2WD Blazer; w/ High Wider Pkg.....	C4712	C4713	CL4712	CL4713
2005-04	Rear - 2WD Blazer; Exc. High Wider Pkg.....	C4713	C4712	CL4713	CL4712
2003	Rear - Trailblazer.....	C4804	C4805	CL4804	CL4805
2003	Rear - 4WD Blazer.....	C4712	C4713	CL4712	CL4713
2003	Rear - 2WD Blazer; w/ High Wider Pkg.....	C4712	C4713	CL4712	CL4713
2003	Rear - 2WD Blazer; Exc. High Wider Pkg. (ZR2).....	C4713	C4712	CL4713	CL4712
2002	Rear - Trailblazer.....	C4804	C4805	CL4804	CL4805
2002	Rear - 4WD Blazer.....	C4712	C4713	CL4712	CL4713
2002	Rear - 2WD Blazer.....	C4713	C4712	CL4713	CL4712
2001-98	Rear - 2WD.....	C4713	C4712	CL4713	CL4712
2001-98	Rear - 4WD.....	C4712	C4713	CL4712	CL4713
1997	Rear - AWD.....	C4712	C4713	CL4712	CL4713
SILVERADO 1500, 1500HD PICKUP/CAB & CHASSIS (1/2 TON - 2WD & 4WD)					
2010-08	Front -.....	C4919	C4918	CL4919	CL4918
2007	Front - w/ 6400 lb. GVW; w/ Rear Drum.....	C4919	C4918	CL4919	CL4918
2007	Front - w/ 7700 lb. GVW; w/ Rear Disc.....	C4919	C4918	CL4919	CL4918
2007	Front - w/ 9900 lb. GVW.....	C4731	C4730	CL4731	CL4730
2007	Front - w/ 7200 lb. GVW; w/ Rear Disc.....	C4729	C4728	CL4729	CL4728
2007	Front - w/ 6400 lb. GVW; w/ Rear Disc.....	C4729	C4728	CL4729	CL4728
2007-05	Front - w/ 7000 lb. GVW.....	C4919	C4918	CL4919	CL4918
2006	Front - w/ 9900 lb. GVW.....	C4731	C4730	CL4731	CL4730
2006	Front - w/ 6400 lb. / 7200 lb. GVW; w/ Rear Disc.....	C4729	C4728	CL4729	CL4728
2006-05	Front - w/ 6400 lb. / 7200 lb. GVW; w/ Rear Drum.....	C4919	C4918	CL4919	CL4918
2006-05	Front - Exc. 9900 lb. GVW; w/ Rear Drum.....	C4919	C4918	CL4919	CL4918
2005	Front - w/ 9900 lb. GVW.....	C4731	C4730	CL4731	CL4730
2005	Front - w/ 6400 lb. / 7200 lb. GVW; w/ Rear Disc.....	C4729	C4728	CL4729	CL4728
2004	Front -.....	C4729	C4728	CL4729	CL4728
2003	Front - w/ 9900 lb. GVW.....	C4731	C4730	CL4731	CL4730
2003	Front - w/ 6400 lb. / 7200 lb. GVW.....	C4729	C4728	CL4729	CL4728
2002	Front - w/ 9900 lb. GVW.....	C4731	C4730	CL4731	CL4730
2002	Front - w/ 7200 lb. GVW.....	C4729	C4728	CL4729	CL4728
2001	Front - w/ 9900 lb. GVW.....	C4731	C4730	CL4731	CL4730
2001	Front - w/ 7200 lb. GVW.....	C4729	C4728	CL4729	CL4728
2000	Front -.....	C4729	C4728	CL4729	CL4728
1999	Front - w/ 4.3L; 4.8L; or 5.3L Engines; Dual Piston Caliper.....	C4729	C4728	CL4729	CL4728
2010-08	Rear -.....	C5030	C5031	CL5030	CL5031
2007	Rear - w/ 7700 lb. GVW.....	C5030	C5031	CL5030	CL5031
2007-05	Rear - w/ 6400 lb. GVW; w/ 2WD.....	C4940	C4941	CL4940	CL4941
2007-05	Rear - w/ 9900 lb. GVW.....	C4728	C4729	CL4728	CL4729
2007-05	Rear - w/ 7200 lb. GVW.....	C4764	C4765	CL4764	CL4765
2007-05	Rear - w/ 6400 lb. GVW; w/ 4WD.....	C4854	C4855	CL4854	CL4855
2005-03	Rear - w/ 7200 lb. GVW; w/ 4 Wheel Steering.....	C4764A	C4765A	CL4764A	CL4765A
2004	Rear - w/ 7200 lb. GVW.....	C4764	C4765	CL4764	CL4765
2004-03	Rear - w/ 6400 lb. GVW.....	C4854	C4855	CL4854	CL4855

Check Position Of Caliper Prior To Removal Of Old Unit. See Illustration On the inside front cover. If Caliper Is Rear Mounted Then Part Numbers Are Reversed.

YEAR	APPLICATION	SEMI LOADED		LOADED	
		LEFT	RIGHT	LEFT	RIGHT
CHEVROLET TRUCK (cont.)					
SILVERADO 1500, 1500HD PICKUP/CAB & CHASSIS (1/2 TON - 2WD & 4WD) (cont.)					
2003	Rear - w/ 9900 lb. GVW.....	C4728	C4729	CL4728	CL4729
2003	Rear - w/ 7200 lb. GVW.....	C4764	C4765	CL4764	CL4765
2002	Rear - w/ 9900 lb. GVW.....	C4728	C4729	CL4728	CL4729
2002	Rear - w/ 7200 lb. GVW.....	C4726	C4727	CL4726	CL4727
2002	Rear - w/ 7200 lb. GVW; w/ Dual Piston Caliper.....	C4764A	C4765A	CL4764A	CL4765A
2001	Rear - w/ 9900 lb. GVW.....	C4728	C4729	CL4728	CL4729
2001	Rear - w/ 7200 lb. GVW; Luxury Edition.....	C4726	C4727	CL4726	CL4727
2001	Rear - w/ 7200 lb. GVW; Exc. Luxury Edition.....	C4764	C4765	CL4764	CL4765
2000	Rear -.....	C4726	C4727	CL4726	CL4727
1999	Rear - w/ 4.3L; 4.8L; or 5.3L Engines.....	C4726	C4727	CL4726	CL4727
SILVERADO 2500, 2500 HD PICKUP/CAB & CHASSIS (3/4 TON - 2WD & 4WD)					
2010-07	Front -.....	C4731	C4730	CL4731	CL4730
2006-01	Front -.....	C4731	C4730	CL4731	CL4730
2000-99	Front - w/ 5.3L or 6.0L Engine; w/ Dual Piston Caliper.....	C4731	C4730	CL4731	CL4730
2010-07	Rear -.....	C4728	C4729	CL4728	CL4729
2006-01	Rear -.....	C4728	C4729	CL4728	CL4729
2000-99	Rear - w/ 5.3L or 6.0L Engines.....	C4728	C4729	CL4728	CL4729
SILVERADO 3500, 3500 HD PICKUP/CAB & CHASSIS (1 TON - 2WD & 4WD)					
2010-08	Front - w/ JH6 Brake System.....	C4731	C4730	CL4731	CL4730
2010-08	Front - w/ JK3, JK4, JH7 Brake Systems.....	C4817	C4816	CL4817	CL4816
2008	Front - w/ JH7 Brake System.....	C4817	C4816	CL4817	CL4816
2007-04	Front - w/ JH6 Brake System.....	C4731	C4730	CL4731	CL4730
2007-04	Front - w/ JH7 Brake System.....	C4817	C4816	CL4817	CL4816
2003-01	Front -.....	C4817	C4816	CL4817	CL4816
2009-04	Rear - w/ JH6 Brake System.....	C4728	C4729	CL4728	CL4729
2008	Rear - w/ JH6 Brake System.....	C4728	C4729	CL4728	CL4729
2008	Rear - w/ JH7 Brake System.....	C4814	C4815	CL4814	CL4815
2008	Rear - w/ JK3, JK4 Brake Systems.....	C4814	C4815	CL4814	CL4815
2008-04	Rear - V8 8.1L w/ JH7 Brake System.....	C4814	C4815	CL4814	CL4815
2003-01	Rear -.....	C4814	C4815	CL4814	CL4815
SSR					
2006-03	Front -.....	C4798	C4799	CL4798	CL4799
2006-03	Rear -.....	C4804	C4805	CL4804	CL4805
SUBURBAN (Includes CHEVROLET - C, K, R, and V Series)					
2010-08	Front - 1/2 Ton Chassis (1500).....	C4919	C4918	CL4919	CL4918
2010-08	Front - 3/4 Ton Chassis (2500).....	C4731	C4730	CL4731	CL4730
2007	Front - 1/2 Ton Chassis (1500).....	C4919	C4918	CL4919	CL4918
2007	Front - 3/4 Ton Chassis (2500).....	C4731	C4730	CL4731	CL4730
2006-03	Front - 1/2 Ton Chassis (1500).....	C4729	C4728	CL4729	CL4728
2006-03	Front - 3/4 Ton Chassis (2500).....	C4731	C4730	CL4731	CL4730
2002	Front - 1/2 Ton Chassis (1500).....	C4729	C4728	CL4729	CL4728
2002	Front - 3/4 Ton Chassis (2500).....	C4731	C4730	CL4731	CL4730
2001-00	Front - 1/2 Ton Chassis (1500).....	C4729	C4728	CL4729	CL4728
2001-00	Front - 3/4 Ton Chassis (2500).....	C4731	C4730	CL4731	CL4730
1999-95	Front - 1/2 Ton Chassis (1500); w/ Diesel Engine.....	C4298	C4297	CL4298	CL4297
1999-94	Front - 3/4 Ton Chassis (2500).....	C4298	C4297	CL4298	CL4297
1999-94	Front - 1/2 Ton Chassis (1500); w/ Gas Engine.....	C4300	C4299	CL4300	CL4299
1993-92	Front - 1/2 Ton Chassis (1500).....	C4300	C4299	CL4300	CL4299
1993-92	Front - 3/4 Ton Chassis (2500).....	C4298	C4297	CL4298	CL4297
1991-82	Front - 2WD; w/ JB7, JD7 (3 5/32" Piston).....	C4123	C4122	CL4123	CL4122
1991-82	Front - 2WD; w/ JB5, JD5 (2 15/16" Piston).....	C4127	C4126	CL4127	CL4126
1991-82	Front - 4WD; w/ JB7, JD7 (3 5/32" Piston).....	C4123	C4122	CL4123	CL4122
1991-82	Front - 4WD; w/ JB5, JD5 (2 15/16" Piston).....	C4209	C4208	CL4209	CL4208
1981	Front - 2WD; w/ JB7 (3 5/32" Piston).....	C4123	C4122	CL4123	CL4122
1981	Front - 2WD; w/ JB5 (2 15/16" Piston).....	C4127	C4126	CL4127	CL4126
1981	Front - 4WD; w/ JB5 (2 15/16" Piston).....	C4209	C4208	CL4209	CL4208
1981	Front - 4WD; w/ JB7 (3 5/32" Piston).....	C4123	C4122	CL4123	CL4122
1980-79	Front - 2WD; w/ JB7 (3 5/32" Piston).....	C4123	C4122	CL4123	CL4122
1980-79	Front - 2WD; w/ JB5, JB6 (2 15/16" Piston).....	C4127	C4126	CL4127	CL4126

Check Position Of Caliper Prior To Removal Of Old Unit. See Illustration On the inside front cover. If Caliper Is Rear Mounted Then Part Numbers Are Reversed.

YEAR	APPLICATION	SEMI LOADED		LOADED	
		LEFT	RIGHT	LEFT	RIGHT
CHEVROLET TRUCK (cont.)					
SUBURBAN (Includes CHEVROLET - C, K, R, and V Series) (cont.)					
1980-79	Front - 4WD; w/ JB7 (3 5/32" Piston).....	C4123	C4122	CL4123	CL4122
1978-72	Front - 2WD.....	C4036	C4035	CL4036	CL4035
2010-08	Rear - 3/4 Ton Chassis (2500).....	C4728	C4729	CL4728	CL4729
2010-07	Rear - 1/2 Ton Chassis (1500).....	C5030	C5031	CL5030	CL5031
2007	Rear - 3/4 Ton Chassis (2500).....	C4728	C4729	CL4728	CL4729
2006-03	Rear - 1/2 Ton Chassis (1500); 2WD.....	C4940	C4941	CL4940	CL4941
2006-03	Rear - 1/2 Ton Chassis (1500); 4WD.....	C4764	C4765	CL4764	CL4765
2006-03	Rear - 3/4 Ton Chassis (2500).....	C4728	C4729	CL4728	CL4729
2002	Rear - 1/2 Ton Chassis (1500).....	C4764	C4765	CL4764	CL4765
2002	Rear - 3/4 Ton Chassis (2500).....	C4728	C4729	CL4728	CL4729
2001-00	Rear - 3/4 Ton Chassis (2500).....	C4728	C4729	CL4728	CL4729
2001-00	Rear - 1/2 Ton Chassis (1500); w/ Dual Piston Caliper	C4764	C4765	CL4764	CL4765
2001-00	Rear - 1/2 Ton Chassis (1500); w/ Single Piston Caliper	C4726	C4727	CL4726	CL4727
TAHOE					
2010-07	Front - Exc. Police Package.....	C4919	C4918	CL4919	CL4918
2006-05	Front - 4WD.....	C4729	C4728	CL4729	CL4728
2006-05	Front - 2WD; Exc. Police Package.....	C4729	C4728	CL4729	CL4728
2004-01	Front -	C4729	C4728	CL4729	CL4728
2000	Front - w/ 5.7L Gas Engine; Exc. Police & Perf. Pkg....	C4300	C4299	CL4300	CL4299
2000	Front - w/ 5.7L Gas Engine; w/ Police & Perf. Pkg.....	C4298	C4297	CL4298	CL4297
2000	Front - w/ 4.8L; 5.3L; Gas Engines.....	C4729	C4728	CL4729	CL4728
1999-98	Front - w/ Diesel Engine.....	C4298	C4297	CL4298	CL4297
1999-98	Front - w/ Gas Engine; w/ Police and Perf. Pkg.....	C4298	C4297	CL4298	CL4297
1999-98	Front - w/ Gas Engine; Exc. Police and Perf. Pkg.....	C4300	C4299	CL4300	CL4299
1997-95	Front - w/ Diesel Engine.....	C4298	C4297	CL4298	CL4297
1997-95	Front - w/ Gas Engine.....	C4300	C4299	CL4300	CL4299
2010-07	Rear -	C5030	C5031	CL5030	CL5031
2006-05	Rear - 2WD.....	C4940	C4941	CL4940	CL4941
2006-05	Rear - 4WD.....	C4764	C4765	CL4764	CL4765
2004-03	Rear - 2WD.....	C4940	C4941	CL4940	CL4941
2004-03	Rear - 4WD.....	C4764	C4765	CL4764	CL4765
2002	Rear -	C4764	C4765	CL4764	CL4765
2001	Rear - w/ Single Piston Caliper.....	C4726	C4727	CL4726	CL4727
2001	Rear - w/ Dual Piston Caliper.....	C4764	C4765	CL4764	CL4765
2000	Rear - w/ 4.8L; 5.3L; 6.0L Gas Engines; w/ Single Piston Caliper.....	C4726	C4727	CL4726	CL4727
2000	Rear - w/ 4.8L; 5.3L; 6.0L Gas Engines; w/ Dual Piston Caliper.....	C4764	C4765	CL4764	CL4765
TRACKER					
2004-99	Front -	C4737	C4736	CL4737	CL4736
1998	Front - 4 Dr.....	C1487	C1486	CL1487	CL1486
1998	Front - 2 Dr.....	C1213	C1212	CL1213	CL1212
TRAVERSE					
2010-09	Front -	C5004B	C5005B	CL5004B	CL5005B
2010-09	Rear -	C5059	C5058	CL5059	CL5058
UPLANDER VAN					
2009-05	Front -	C5034	C5035	CL5034	CL5035
2009-05	Rear -	C4944	C4945	CL4944	CL4945
V10 PICKUP (1/2 TON - 4WD)					
1987	Front -	C4209	C4208	CL4209	CL4208
V20 PICKUP/CAB & CHASSIS (3/4 TON - 4WD)					
1987	Front - w/ JB7; w/ JD7; Brake System (3-5/32" Piston)	C4123	C4122	CL4123	CL4122
1987	Front - w/ JB6; w/ JD6; Brake System (2-15/16" Piston)	C4209	C4208	CL4209	CL4208

Check Position Of Caliper Prior To Removal Of Old
Unit. See Illustration On the inside front cover. If Caliper Is Rear
Mounted Then Part Numbers Are Reversed.

YEAR	APPLICATION	SEMI LOADED		LOADED	
		LEFT	RIGHT	LEFT	RIGHT
CHEVROLET TRUCK (cont.)					
V30, V3500 PICKUP/CAB & CHASSIS (1 TON - 4WD)					
1991-87	Front -	C4167	C4166	CL4167	CL4166
VENTURE VAN					
2005	Front -	C4638	C4639	CL4638D	CL4639D
2004-02	Front - FWD.....	C4638	C4639	CL4638D	CL4639D
2004-02	Front - AWD.....	C4772A	C4773A	CL4772A	CL4773A
2001-97	Front -	C4638	C4639	CL4638	CL4639
2005	Rear -	C4644	C4645	CL4644	CL4645
2004-02	Rear - FWD.....	C4644	C4645	CL4644	CL4645
2004-02	Rear - AWD.....	C4644A	C4645A	CL4644A	CL4645A
2001-97	Rear -	C4644	C4645	CL4644	CL4645
CHEVROLET-GMC TRUCK-MED. DUTY					
B60, B65 SERIES					
1991-89	Front & Rear - w/ 2.50" Piston Dayton Caliper.....	C4842	C4842	CL4842	CL4842
1991-83	Front & Rear - w/ 2.88" Piston Bendix Caliper.....	C8000	C8000	CL8000	CL8000
B70, B75 SERIES					
2002-93	Front & Rear - w/ 2.50" Piston Dayton Caliper.....	C4842	C4842	CL4842	CL4842
2002-93	Front & Rear - w/ 2.88" Piston Bendix Caliper.....	C8000	C8000	CL8000	CL8000
C40, C45 SERIES (Includes KODIAK and TOPKICK)					
2009-06	Front & Rear - w/ Casting #602 or #603, 4 Piston Dayton Caliper.....	C8052	C8053	CL8052	CL8053
2005-04	Front - w/ Casting #602 or #603, 4 Piston Dayton Caliper.....	C8052	C8053	CL8052	CL8053
2005-03	Front - w/ Casting # 595B; 4 Piston Dayton Caliper....	C8051	C8050	CL8051	CL8050
C50, C55 SERIES (Includes KODIAK and TOPKICK)					
2009-06	Front & Rear - w/ Casting #602 or #603, 4 Piston Dayton Caliper.....	C8052	C8053	CL8052	CL8053
1999-91	Front & Rear - w/ 2.50" Piston Dayton Caliper.....	C4842	C4842	CL4842	CL4842
1990-88	Front & Rear - w/ 2.88" Piston Bendix Caliper.....	C4167	C4166	CL4167A	CL4166A
2009-03	Front - w/ Casting # 595B; 4 Piston Dayton Caliper....	C8051	C8050	CL8051	CL8050
2005-03	Front - w/ Casting #602 or #603, 4 Piston Dayton Caliper.....	C8052	C8053	CL8052	CL8053
C60, C65 SERIES (Includes KODIAK and TOPKICK)					
2009-03	Front & Rear - w/ Casting #602 or #603, 4 Piston Dayton Caliper.....	C8052	C8053	CL8052	CL8053
2009-02	Front & Rear - w/ 4 Pistons; Dayton Caliper; w/ Casting #595B.....	C8051	C8050	CL8051	CL8050
2002-95	Front & Rear - w/ 2.50" Piston Dayton Caliper.....	C4842	C4842	CL4842	CL4842
2002-95	Front & Rear - w/ 2.88" Piston Bendix Caliper.....	C8000	C8000	CL8000	CL8000
1994-91	Front & Rear - w/ 2.50" Piston Dayton Caliper.....	C4842	C4842	CL4842	CL4842
1994-91	Front & Rear - w/ 2.88" Piston Bendix Caliper.....	C8000	C8000	CL8000	CL8000
1990-88	Front & Rear - w/ 2.50" Piston Dayton Caliper.....	C4842	C4842	CL4842	CL4842
1990-88	Front & Rear - w/ 2.88" Piston Bendix Caliper.....	C8000	C8000	CL8000	CL8000
1990-88	Front & Rear - w/ 3.38" Piston; Bendix Caliper.....	C4167	C4166	CL4167A	CL4166A
1987-83	Front & Rear - w/ 2.50" Piston Dayton Caliper.....	C4842	C4842	CL4842	CL4842
1987-83	Front & Rear - w/ 2.88" Piston Bendix Caliper.....	C8000	C8000	CL8000	CL8000
2002-95	Rear - w/ 4 Pistons; Dayton Caliper.....	C8043	C8042	CL8043	CL8042
C70, C75 SERIES (Includes KODIAK and TOPKICK)					
2009-03	Front & Rear - w/ Casting #602 or #603, 4 Piston Dayton Caliper.....	C8052	C8053	CL8052	CL8053
2009-02	Front & Rear - w/ 4 Pistons; Dayton Caliper; w/ Casting #595B.....	C8051	C8050	CL8051	CL8050
2002-95	Front & Rear - w/ 2.50" Piston Dayton Caliper.....	C4842	C4842	CL4842	CL4842
2002-95	Front & Rear - w/ 2.88" Piston Bendix Caliper.....	C8000	C8000	CL8000	CL8000
1994-91	Front & Rear - w/ 2.50" Piston Dayton Caliper.....	C4842	C4842	CL4842	CL4842
1994-91	Front & Rear - w/ 2.88" Piston Bendix Caliper.....	C8000	C8000	CL8000	CL8000
1990-88	Front & Rear - w/ 2.50" Piston Dayton Caliper.....	C4842	C4842	CL4842	CL4842
1990-88	Front & Rear - w/ 2.88" Piston Bendix Caliper.....	C8000	C8000	CL8000	CL8000

Check Position Of Caliper Prior To Removal Of Old Unit. See Illustration On the inside front cover. If Caliper Is Rear Mounted Then Part Numbers Are Reversed.

YEAR	APPLICATION	SEMI LOADED		LOADED	
		LEFT	RIGHT	LEFT	RIGHT
CHEVROLET-GMC TRUCK-MED. DUTY (cont.)					
C70, C75 SERIES (Includes KODIAK and TOPKICK) (cont.)					
1990-88	Front & Rear - w/ 3.38" Piston; Bendix Caliper.....	C4167	C4166	CL4167A	CL4166A
1987-83	Front & Rear - w/ 2.50" Piston Dayton Caliper.....	C4842	C4842	CL4842	CL4842
1987-83	Front & Rear - w/ 2.88" Piston Bendix Caliper.....	C8000	C8000	CL8000	CL8000
2002-95	Rear - w/ 4 Pistons; Dayton Caliper.....	C8043	C8042	CL8043	CL8042
F6 SERIES					
2001-99	Front & Rear - w/ 2.50" Piston Dayton Caliper.....	C4842	C4842	CL4842	CL4842
2001-99	Front & Rear - w/ 2.88" Piston Bendix Caliper.....	C8000	C8000	CL8000	CL8000
1998-97	Front & Rear - w/ 2.50" Piston Dayton Caliper.....	C4842	C4842	CL4842	CL4842
1998-97	Front & Rear - w/ 2.88" Piston Bendix Caliper.....	C8000	C8000	CL8000	CL8000
2001-99	Rear - w/ 4 Pistons; Dayton Caliper.....	C8043	C8042	CL8043	CL8042
F7 SERIES					
2001-99	Front & Rear - w/ 2.50" Piston Dayton Caliper.....	C4842	C4842	CL4842	CL4842
2001-99	Front & Rear - w/ 2.88" Piston Bendix Caliper.....	C8000	C8000	CL8000	CL8000
1998-97	Front & Rear - w/ 2.50" Piston Dayton Caliper.....	C4842	C4842	CL4842	CL4842
1998-97	Front & Rear - w/ 2.88" Piston Bendix Caliper.....	C8000	C8000	CL8000	CL8000
2001-99	Rear - w/ 4 Pistons; Dayton Caliper.....	C8043	C8042	CL8043	CL8042
P40, P45 SERIES					
1990-88	Front & Rear - w/ 2.50" Piston Dayton Caliper.....	C4842	C4842	CL4842	CL4842
1990-88	Front & Rear - w/ 3.38" Piston; Bendix Caliper.....	C4167	C4166	CL4167	CL4166
1987-84	Front - w/ 3.38" Piston; Bendix Caliper.....	C4167	C4166	CL4167	CL4166
P60, P65 SERIES					
1996-92	Front & Rear - w/ 2.50" Piston Dayton Caliper.....	C4842	C4842	CL4842	CL4842
1996-92	Front & Rear - w/ 2.88" Piston Bendix Caliper.....	C8000	C8000	CL8000	CL8000
1990-88	Front & Rear - w/ 2.50" Piston Dayton Caliper.....	C4842	C4842	CL4842	CL4842
1990-88	Front & Rear - w/ 2.88" Piston Bendix Caliper.....	C8000	C8000	CL8000	CL8000
1990-88	Front & Rear - w/ 3.38" Piston; Bendix Caliper.....	C4167	C4166	CL4167A	CL4166A
1987-83	Front & Rear - w/ 2.50" Piston Dayton Caliper.....	C4842	C4842	CL4842	CL4842
1987-83	Front & Rear - w/ 2.88" Piston Bendix Caliper.....	C8000	C8000	CL8000	CL8000
1987-83	Front & Rear - w/ 3.38" Piston; Bendix Caliper.....	C4167	C4166	CL4167	CL4166
S70, S75 SERIES					
1990-83	Front & Rear - w/ 2.88" Piston Bendix Caliper.....	C8000	C8000	CL8000	CL8000
T6 SERIES					
2009-03	Front & Rear - w/ 4 Pistons; Dayton Caliper; w/ Casting #602 or #603.....	C8052	C8053	CL8052	CL8053
2009-03	Front & Rear - w/ 4 Pistons; Dayton Caliper; w/ Casting #595B.....	C8051	C8050	CL8051	CL8050
T7 SERIES					
2009-03	Front & Rear - w/ 4 Pistons; Dayton Caliper; w/ Casting #595B.....	C8051	C8050	CL8051	CL8050
W4					
1997-88	Front -	C8023	C8024		
CHRYSLER					
300, 300M					
2009-06	Front - 3.5L, 5.7L RWD w/ dual piston caliper.....	C5017	C5016	CL5017	CL5016
2009-06	Front - 3.5L, 5.7L RWD w/ single piston caliper.....	C4969	C4968	CL4969	CL4968
2009-05	Front - 2.7L.....	C4969	C4968	CL4969	CL4968
2009-05	Front - 3.5L, 5.7L AWD.....	C5017	C5016	CL5017	CL5016
2005	Front - 3.5L, 5.7L RWD w/ dual piston caliper.....	C5017	C5016	CL5017	CL5016
2005	Front - 3.5L, 5.7L RWD w/ single piston caliper.....	C4969	C4968	CL4969	CL4968
2004-02	Front - 300M; w/ Standard Pads.....	C4642	C4643	CL4642B	CL4643B
2004-02	Front - 300M; w/ H.D. Pads.....	C4642	C4643	CL4642C	CL4643C
2001	Front -	C4642	C4643	CL4642B	CL4643B
2000	Front -	C4642	C4643	CL4642B	CL4643B
1999	Front - w/ 15" Wheels.....	C4642	C4643	CL4642B	CL4643B
2010-06	Rear - w/ 2.7L Engine.....	C4970	C4971	CL4970	CL4971
2010-06	Rear - 3.5L; 5.7L; w/ RWD; Exc. Performance Brakes	C4970	C4971	CL4970	CL4971

Check Position Of Caliper Prior To Removal Of Old Unit. See Illustration On the inside front cover. If Caliper Is Rear Mounted Then Part Numbers Are Reversed.

YEAR	APPLICATION	SEMI LOADED		LOADED	
		LEFT	RIGHT	LEFT	RIGHT
CHRYSLER (cont.)					
300, 300M (cont.)					
2009-06	Rear - 3.5L; 5.7L; w/ AWD.....	C4992	C4993	CL4992	CL4993
2009-06	Rear - 3.5L; 5.7L; w/ RWD; w/ Performance Brakes...	C4992	C4993	CL4992	CL4993
2005	Rear - w/ 5.7L Gas Engine.....	C4992	C4993	CL4992	CL4993
2005	Rear - w/ 2.7L; 3.5L Engines.....	C4970	C4971	CL4970	CL4971
2004-02	Rear - w/ H.D. Pads.....	C4373	C4372	CL4373B	CL4372B
2004-02	Rear - w/ Standard Pads.....	C4373	C4372	CL4373A	CL4372A
2001	Rear - w/ H.D. Pads.....	C4373	C4372	CL4373B	CL4372B
2001	Rear - w/ Standard Pads.....	C4373	C4372	CL4373A	CL4372A
2000	Rear - w/ ABS.....	C4373	C4372	CL4373B	CL4372B
2000	Rear - w/o ABS.....	C4373	C4372	CL4373A	CL4372A
1999	Rear - w/ ABS.....	C4373	C4372	CL4373B	CL4372B
1999	Rear - w/o ABS.....	C4373	C4372	CL4373A	CL4372A
CIRRUS					
2000-95	Front -.....	C4602	C4603	CL4602	CL4603
2000	Rear -.....	C4306	C4305	CL4306C	CL4305C
1999-95	Rear -.....	C4306	C4305	CL4306A	CL4305A
CONCORDE					
2004-02	Front - w/ H.D. Pads.....	C4642	C4643	CL4642C	CL4643C
2004-02	Front - w/ Standard Pads.....	C4642	C4643	CL4642B	CL4643B
2001-98	Front -.....	C4642	C4643	CL4642B	CL4643B
1997-95	Front -.....	C4642	C4643	CL4642	CL4643
1994-93	Front -.....	C4642	C4643	CL4642	CL4643
2004-02	Rear - w/ H.D. Pads.....	C4373	C4372	CL4373B	CL4372B
2004-02	Rear - w/ Standard Pads.....	C4373	C4372	CL4373A	CL4372A
2001	Rear - w/ H.D. Pads.....	C4373	C4372	CL4373B	CL4372B
2001	Rear - w/ Standard Pads.....	C4373	C4372	CL4373A	CL4372A
2000	Rear - w/ ABS.....	C4373	C4372	CL4373B	CL4372B
2000	Rear - w/o ABS.....	C4373	C4372	CL4373A	CL4372A
1999-98	Rear - w/ ABS.....	C4373	C4372	CL4373B	CL4372B
1999-98	Rear - w/o ABS.....	C4373	C4372	CL4373A	CL4372A
1997-95	Rear -.....	C4306	C4305	CL4306B	CL4305B
1994-93	Rear -.....	C4306	C4305	CL4306	CL4305
CORDOBA					
1983-80	Front -.....	C4144	C4145	CL4144A	CL4145A
CROSSFIRE					
2008-07	Front -.....	C1820	C1821		
2006-05	Front - Exc. SRT-6.....	C1820	C1821		
2004	Front -.....	C1820	C1821		
2008-07	Rear -.....	C3000	C3001	CL3000	CL3001
2006-05	Rear - Exc. SRT-6.....	C3000	C3001	CL3000	CL3001
2004	Rear -.....	C3000	C3001	CL3000	CL3001
DAYTONA					
1993-91	Front - w/ 2 Wheel Disc.....	C4367	C4366	CL4367	CL4366
1993-91	Front - w/ 4 Wheel Disc.....	C4363	C4362	CL4363	CL4362
1990	Front - w/ 2 Wheel Disc.....	C4178	C4177	CL4178	CL4177
1990	Front - w/ 4 Wheel Disc.....	C4294	C4293	CL4294	CL4293
1989	Front - w/o Turbo.....	C4178	C4177	CL4178	CL4177
1989	Front - w/ Turbo.....	C4294	C4293	CL4294	CL4293
1988	Front -.....	C4178	C4177	CL4178	CL4177
1987-84	Front - w/ 1 Pin Mtg.....	C4178	C4177	CL4178	CL4177
1987-84	Front - w/ 2 Pin Mtg.....	C4801	C4800	CL4801	CL4800
1993-91	Rear -.....	C4304	C4303	CL4304	CL4303
1990	Rear - w/ 16" Wheels.....	C4304	C4303	CL4304	CL4303
1990	Rear - w/ 14" or 15" Wheels.....	C4306	C4305	CL4306	CL4305
1989	Rear - w/ 15" or 16" Wheels.....	C4178	C4177	CL4178	CL4177
1989	Rear - w/ 14" Wheels.....	C4306	C4305	CL4306	CL4305
1988-84	Rear -.....	C4503	C4502	CL4503	CL4502

Check Position Of Caliper Prior To Removal Of Old Unit. See Illustration On the inside front cover. If Caliper Is Rear Mounted Then Part Numbers Are Reversed.

YEAR	APPLICATION	SEMI LOADED		LOADED	
		LEFT	RIGHT	LEFT	RIGHT
CHRYSLER (cont.)					
DYNASTY					
1993-91	Front -	C4361	C4360	CL4361	CL4360
1990	Front -	C4336	C4335	CL4336A	CL4335A
1989-88	Front -	C4336	C4335	CL4336	CL4335
1993-91	Rear -	C4373	C4372	CL4373	CL4372
1990-88	Rear -	C4334	C4333	CL4334	CL4333
E CLASS					
1984-83	Front -	C4801	C4800	CL4801	CL4800
EXECUTIVE LIMOUSINE AND SEDAN					
1985-84	Front -	C4178	C4177	CL4178	CL4177
1983	Front -	C4801	C4800	CL4801	CL4800
FIFTH AVENUE					
1993-91	Front - w/ Casting #10995801.....	C4336	C4335	CL4336A	CL4335A
1993-91	Front - w/ Casting #12205501.....	C4361	C4360	CL4361	CL4360
1990	Front -	C4336	C4335	CL4336A	CL4335A
1989-83	Front - w/ 10" Rear Brakes (Forward Mount).....	C4144	C4145	CL4144A	CL4145A
1989-83	Front - w/ 11" Rear Brakes (Forward Mount).....	C4144	C4145	CL4144	CL4145
1993-91	Rear -	C4373	C4372	CL4373	CL4372
1990	Rear -	C4334	C4333	CL4334	CL4333
IMPERIAL					
1993-91	Front - w/ Casting #10995801.....	C4336	C4335	CL4336A	CL4335A
1993-91	Front - w/ Casting #12205501.....	C4361	C4360	CL4361	CL4360
1990	Front -	C4336	C4335	CL4336A	CL4335A
1983-81	Front - Forward Mount.....	C4144	C4145	CL4144A	CL4145A
1975-74	Front -	C4076	C4075	CL4076	CL4075
1993-91	Rear -	C4373	C4372	CL4373	CL4372
1990	Rear -	C4334	C4333	CL4334	CL4333
INTREPID (Canada)					
2004-02	Front - w/ H.D. Pads.....	C4642	C4643	CL4642C	CL4643C
2004-02	Front - w/ Standard Pads.....	C4642	C4643	CL4642B	CL4643B
2001	Front -	C4642	C4643	CL4642B	CL4643B
2000	Front -	C4642	C4643	CL4642B	CL4643B
1999-98	Front - w/ 15" Wheels.....	C4642	C4643	CL4642B	CL4643B
1997-95	Front -	C4642	C4643	CL4642	CL4643
1994-93	Front -	C4642	C4643	CL4642	CL4643
2004-02	Rear - w/ Standard Pads.....	C4373	C4372	CL4373A	CL4372A
2004-02	Rear - w/ H.D. High Performance Pads.....	C4373	C4372	CL4373B	CL4372B
2001	Rear - w/ Standard Pads.....	C4373	C4372	CL4373A	CL4372A
2001	Rear - w/ H.D. High Performance Pads.....	C4373	C4372	CL4373B	CL4372B
2000	Rear - w/ ABS.....	C4373	C4372	CL4373B	CL4372B
2000	Rear - w/o ABS.....	C4373	C4372	CL4373A	CL4372A
2000	Rear - w/o ABS.....	C4373	C4372	CL4373A	CL4372A
1999-98	Rear - w/ ABS.....	C4373	C4372	CL4373B	CL4372B
1999-98	Rear - w/o ABS.....	C4373	C4372	CL4373A	CL4372A
1997-95	Rear -	C4306	C4305	CL4306B	CL4305B
1994-93	Rear -	C4306	C4305	CL4306	CL4305
LASER, LASER XE					
1986-84	Front - w/ 1 Pin Mtg.....	C4178	C4177	CL4178	CL4177
1986-84	Front - w/ 2 Pin Mtg.....	C4801	C4800	CL4801	CL4800
1986-84	Rear -	C4503	C4502	CL4503	CL4502
LEBARON					
1994-92	Front - 4 Dr.; w/ 4 Wheel Disc - (stamped #122055-01)	C4363	C4362	CL4362	CL4362
1994-92	Front - 4 Dr.; w/ 4 Wheel Disc - (stamped #122249-01)	C4367	C4366	CL4367	CL4366
1994-92	Front - 2 Dr.; w/ 4 Wheel Disc.....	C4363	C4362	CL4363	CL4362
1994-91	Front - w/ 2 Wheel Disc.....	C4367	C4366	CL4367	CL4366
1991	Front - w/ 4 Wheel Disc.....	C4363	C4362	CL4363	CL4362
1990	Front - 2 Dr.; w/ 14" Wheels.....	C4178	C4177	CL4178	CL4177
1990	Front - 2 Dr.; w/ 15" or 16" Wheels.....	C4294	C4293	CL4294	CL4293

Check Position Of Caliper Prior To Removal Of Old Unit. See Illustration On the inside front cover. If Caliper Is Rear Mounted Then Part Numbers Are Reversed.

YEAR	APPLICATION	SEMI LOADED		LOADED	
		LEFT	RIGHT	LEFT	RIGHT
CHRYSLER (cont.)					
LEBARON (cont.)					
1989	Front - Exc. Turbo.....	C4178	C4177	CL4178	CL4177
1989	Front - w/ Turbo.....	C4294	C4293	CL4294	CL4293
1988	Front -.....	C4178	C4177	CL4178	CL4177
1987-84	Front - 2 Dr.; w/ 1 Pin Mtg.....	C4178	C4177	CL4178	CL4177
1987-84	Front - 4 Dr.; w/ 2 Pin Mtg.....	C4801	C4800	CL4801	CL4800
1983	Front -.....	C4801	C4800	CL4801	CL4800
1982	Front -.....	C4803	C4802	CL4803	CL4802
1981-80	Front - Forward Mount (H.D.).....	C4145	C4144	CL4144	CL4145
1981-80	Front - Forward Mount (exc. H.D.).....	C4144	C4145	CL4144A	CL4145A
1994-92	Rear - 2 Dr.....	C4304	C4303	CL4304	CL4303
1994-92	Rear - 2 Dr.....	C4304	C4303	CL4304	CL4303
1994-92	Rear - 4 Dr.; w/ 15" wheels.....	C4304	C4303	CL4304	CL4303
1994-92	Rear - 4 Dr.; w/ 14" wheels.....	C4306	C4305	CL4306	CL4305
1991	Rear - 2 Dr.....	C4304	C4303	CL4304	CL4303
1991	Rear - 4 Dr.....	C4306	C4305	CL4306	CL4305
1990	Rear - 2 Dr.; w/ 14" Wheels.....	C4306	C4305	CL4306	CL4305
1990	Rear - 2 Dr.; w/ 15" or 16" Wheels.....	C4304	C4303	CL4304	CL4303
1990	Rear - 4 Dr.; w/ 16" Wheels.....	C4306	C4305	CL4306	CL4305
1989	Rear - w/ 15" or 16" Wheels.....	C4304	C4303	CL4304	CL4303
1989	Rear - w/ 14" Wheels.....	C4306	C4305	CL4306	CL4305
LEBARON GTC					
1995	Front -.....	C4367	C4366	CL4367	CL4366
1994-93	Front - w/ 2 Wheel Disc.....	C4367	C4366	CL4367	CL4366
1994-93	Front - w/ 4 Wheel Disc.....	C4363	C4362	CL4363	CL4362
1992-91	Front - w/ 2 Wheel Disc.....	C4367	C4366	CL4367	CL4366
1992-91	Front - w/ 4 Wheel Disc.....	C4363	C4362	CL4363	CL4362
1990-89	Front - w/ 15" or 16" Wheels.....	C4294	C4293	CL4294	CL4293
1990-89	Front - w/ 14" Wheels.....	C4178	C4177	CL4178	CL4177
1995	Rear -.....	C4306	C4305	CL4306	CL4305
1994-93	Rear - w/ 15" Wheels.....	C4304	C4303	CL4304	CL4303
1994-93	Rear - w/ 14" Wheels.....	C4306	C4305	CL4306	CL4305
1992-91	Rear -.....	C4304	C4303	CL4304	CL4303
1990-89	Rear - w/ 15" or 16" Wheels.....	C4304	C4303	CL4304	CL4303
1990-89	Rear - w/ 14" Wheels.....	C4306	C4305	CL4306	CL4305
LEBARON GTS					
1989-85	Front -.....	C4178	C4177	CL4178	CL4177
LHS					
2001	Front -.....	C4642	C4643	CL4642B	CL4643B
2000	Front -.....	C4642	C4643	CL4642B	CL4643B
1999	Front - w/ 15" Wheels.....	C4642	C4643	CL4642B	CL4643B
1997-95	Front -.....	C4642	C4643	CL4642	CL4643
1994	Front -.....	C4642	C4643	CL4642	CL4643
2001	Rear - w/ 16" Wheels.....	C4373	C4372	CL4373B	CL4372B
2001	Rear - w/o 16" Wheels.....	C4373	C4372	CL4373A	CL4372A
2000	Rear - w/ ABS.....	C4373	C4372	CL4373B	CL4372B
2000	Rear - w/o ABS.....	C4373	C4372	CL4373A	CL4372A
1999	Rear - w/ ABS.....	C4373	C4372	CL4373B	CL4372B
1999	Rear - w/o ABS.....	C4373	C4372	CL4373A	CL4372A
1997-95	Rear -.....	C4306	C4305	CL4306B	CL4305B
1994	Rear -.....	C4306	C4305	CL4306	CL4305
MASERATI (TC)					
1991-88	Front -.....	C4801	C4800	CL4801	CL4800
1991-88	Rear -.....	C4503	C4502	CL4503	CL4502
NEON					
2002	Front - w/ 2 Wheel Disc.....	C4768	C4769	CL4768	CL4769
2002	Front - w/ 4 Wheel Disc.....	C4768	C4769	CL4768A	CL4769A
2002	Rear -.....	C4783	C4782	CL4783	CL4782

Check Position Of Caliper Prior To Removal Of Old Unit. See Illustration On the inside front cover. If Caliper Is Rear Mounted Then Part Numbers Are Reversed.

YEAR	APPLICATION	SEMI LOADED		LOADED	
		LEFT	RIGHT	LEFT	RIGHT
CHRYSLER (cont.)					
NEW YORKER					
1996-95	Front -	C4642	C4643	CL4642	CL4643
1994	Front -	C4642	C4643	CL4642	CL4643
1993-91	Front -	C4361	C4360	CL4361	CL4360
1990	Front -	C4336	C4335	CL4336A	CL4335A
1989	Front -	C4336	C4335	CL4336	CL4335
1988	Front - w/ 4 Cylinder Engine.....	C4178	C4177	CL4178	CL4177
1988	Front - w/ 6 Cylinder Engine.....	C4336	C4335	CL4336	CL4335
1987-83	Front -	C4801	C4800	CL4801	CL4800
1982	Front - Forward Mount (H.D.).....	C4144	C4145	CL4144	CL4145
1982	Front - Forward Mount (exc. H.D.).....	C4144	C4145	CL4144A	CL4145A
1978-74	Front -	C4076	C4075	CL4076	CL4075
1996-95	Rear -	C4306	C4305	CL4306B	CL4305B
1994	Rear -	C4306	C4305	CL4306	CL4305
1993-91	Rear -	C4373	C4372	CL4373	CL4372
1990	Rear -	C4334	C4333	CL4334	CL4333
1989	Rear -	C4334	C4333	CL4334	CL4333
1988	Rear -	C4334	C4333	CL4334	CL4333
NEWPORT					
1978-74	Front -	C4076	C4075	CL4076	CL4075
PROWLER					
2002-01	Front -	C4642	C4643		
2002-01	Rear -	C4616	C4617		
PT CRUISER					
2010-08	Front - Exc. Turbo.....	C4780	C4781	CL4780	CL4781
2009-08	Front - Turbo.....	C4882	C4883		
2007	Front - Exc. Turbo.....	C4780	C4781	CL4780	CL4781
2007	Front - Turbo.....	C4882	C4883		
2006-03	Front - Exc. Turbo.....	C4780	C4781	CL4780	CL4781
2006-03	Front - Turbo.....	C4882	C4883		
2002-01	Front -	C4780	C4781	CL4780	CL4781
2010-08	Rear -	C4785	C4784		
2007	Rear - GT.....	C4785	C4784	CL4785	CL4784
2006-03	Rear -	C4785	C4784	CL4785	CL4784
2002-01	Rear -	C4785	C4784	CL4785	CL4784
SEBRING (Convertible)					
2006-01	Front -	C4808	C4809	CL4808	CL4809
2000-96	Front -	C4602	C4603	CL4602	CL4603
2006-01	Rear -	C4373	C4372	CL4373A	CL4372A
2000-96	Rear -	C4306	C4305	CL4306C	CL4305C
SEBRING (Coupe)					
2005	Front - w/ 3.0L Engine.....	C2614	C2615	CL2614	CL2615
2005-01	Front - w/ 2.4L Engine.....	C1694A	C1695A	CL1694A	CL1695A
2004-01	Front - w/ 3.0L Engine.....	C2614	C2615	CL2614	CL2615
2000-95	Front -	C1694	C1695	CL1694	CL1695
2005	Rear -	C1692	C1693	CL1692	CL1693
2004-01	Rear -	C1692	C1693	CL1692	CL1693
2000-95	Rear -	C1692	C1693	CL1692	CL1693
SEBRING (Sedan)					
2010-07	Front -	C5032	C5033	CL5032	CL5033
2006-01	Front -	C4808	C4809	CL4808	CL4809
2009	Rear -	C5039	C5038	CL5039	CL5038
2008-07	Rear - w/ Casting #3502.....	C5039	C5038	CL5039	CL5038
2008-07	Rear - w/ Casting #3503.....	C5105	C5104	CL5105	CL5104
2006-01	Rear -	C4373	C4372	CL4373	CL4372

Check Position Of Caliper Prior To Removal Of Old Unit. See Illustration On the inside front cover. If Caliper Is Rear Mounted Then Part Numbers Are Reversed.

YEAR	APPLICATION	SEMI LOADED		LOADED	
		LEFT	RIGHT	LEFT	RIGHT
CHRYSLER (cont.)					
TOWN & COUNTRY WAGON					
1988	Front -	C4178	C4177	CL4178	CL4177
1987-83	Front -	C4801	C4800	CL4801	CL4800
1982	Front -	C4803	C4802	CL4803	CL4802
1981-80	Front - Forward Mount (H.D.).....	C4144	C4145	CL4144	CL4145
1981-80	Front - Forward Mount (exc. H.D.).....	C4144	C4145	CL4144A	CL4145A
1977-74	Front -	C4076	C4075	CL4076	CL4075
CHRYSLER TRUCK					
ASPEN					
2009-07	Front -	C5054	C5055	CL5054	CL5055
2008-07	Rear -	C4837	C4836	CL4837	CL4836
PACIFICA					
2008-04	Front -	C4900	C4901	CL4900	CL4901
2008-04	Rear -	C4914	C4915	CL4914	CL4915
TOWN & COUNTRY MINI VAN					
2010-08	Front -	C5044	C5045	CL5044	CL5045
2007-06	Front - w/ 2 Wheel Disc.....	C4962	C4963	CL4962	CL4963
2007-06	Front - w/ 4 Wheel Disc.....	C4776	C4777	CL4776	CL4777
2005	Front - w/ 2 Wheel Disc, w/o ABS.....	C4962	C4963	CL4962	CL4963
2005	Front - w/ 4 Wheel Disc.....	C4776	C4777	CL4776	CL4777
2005	Front - w/ 2 Wheel Disc, w/ ABS.....	C4788	C4789	CL4788	CL4789
2004	Front - w/ 2 Wheel Disc, w/o ABS, From 12/1/03.....	C4962	C4963	CL4962	CL4963
2004	Front - w/ 2 Wheel Disc, w/o ABS, Before 12/1/03.....	C4776	C4777	CL4776	CL4777
2004	Front - w/ 4 Wheel Disc.....	C4776	C4777	CL4776	CL4777
2004	Front - w/ 2 Wheel Disc, w/ ABS.....	C4788	C4789	CL4788	CL4789
2003	Front - w/ 2 Wheel Disc, w/o ABS.....	C4776	C4777	CL4776	CL4777
2003	Front - w/ 4 Wheel Disc.....	C4776	C4777	CL4776	CL4777
2003	Front - w/ 2 Wheel Disc, w/ ABS.....	C4788	C4789	CL4788	CL4789
2002-01	Front -	C4776	C4777	CL4776	CL4777
2000-96	Front -	C4642	C4643	CL4642	CL4643
1995	Front - w/ 14" Wheels.....	C4361	C4360		
2010-08	Rear -	C5081	C5080	CL5081	CL5080
2007-00	Rear -	C4774	C4774	CL4774L	CL4774R
1999-97	Rear -	C4656	C4656	CL4656	CL4656
VOYAGER, GRAND VOYAGER					
2003-01	Front - w/ 2 Wheel Disc.....	C4788	C4789	CL4788	CL4789
2003-01	Front - w/ 4 Wheel Disc.....	C4776	C4777	CL4776	CL4777
2000	Front -	C4642	C4643	CL4642	CL4643
2003-00	Rear -	C4774	C4774	CL4774L	CL4774R
DAEWOO					
LANOS					
2002-99	Front - w/DAC caliper, casting#NY-131.....	C2642	C2643	CL2642	CL2643
2002-99	Front - w/ ATE Caliper, casting #971.....	C2834	C2835	CL2834	CL2835
LEGANZA					
2002-99	Front -	C2842	C2843	CL2842	CL2843
2002-99	Rear -	C2741	C2740	CL2741	CL2740
NUBIRA					
2002-99	Front -	C2810	C2811	CL2810	CL2811
2002-99	Rear -	C2799	C2798		
DODGE					
2000 GTX					
1990	Front - 2WD.....	C1093A	C1092A	CL1093A	CL1092A
1990	Front - 4WD.....	C1533	C1532	CL1533	CL1532
1989	Front - 2WD.....	C1093A	C1092A	CL1093A	CL1092A
1990	Rear - 2WD.....	C1193	C1192	CL1193	CL1192
1990	Rear - 4WD.....	C1501	C1500	CL1501	CL1500

Check Position Of Caliper Prior To Removal Of Old Unit. See Illustration On the inside front cover. If Caliper Is Rear Mounted Then Part Numbers Are Reversed.

YEAR	APPLICATION	SEMI LOADED		LOADED	
		LEFT	RIGHT	LEFT	RIGHT
DODGE (cont.)					
2000 GTX (cont.)					
1989	Rear -	C1193	C1192	CL1193	CL1192
400, 600					
1988	Front -	C4178	C4177	CL4178	CL4177
1987-84	Front - w/ 1 Pin Mtg.....	C4178	C4177	CL4178	CL4177
1987-84	Front - w/ 2 Pin Mtg.....	C4801	C4800	CL4801	CL4800
1983	Front -	C4801	C4800	CL4801	CL4800
1982	Front -	C4803	C4802	CL4803	CL4802
ARIES					
1989-88	Front - w/ 1 Pin Mtg.....	C4178	C4177	CL4178	CL4177
1989-88	Front - w/ 2 Pin Mtg.....	C4803	C4802	CL4803	CL4802
1987-83	Front - w/ Standard Duty - (7-7/8" Rear Brakes).....	C4803	C4802	CL4803	CL4802
1987-83	Front - w/ H.D. - (8-5/8" Rear Brakes).....	C4801	C4800	CL4801	CL4800
1982-81	Front -	C4803	C4802	CL4803	CL4802
ASPEN					
1980	Front - Police & Taxi (Forward Mount).....	C4144	C4145	CL4144	CL4145
1980	Front - Exc. Police & Taxi (Forward Mount).....	C4144	C4145	CL4144A	CL4145A
AVENGER					
2010-08	Front -	C5032	C5033	CL5032	CL5033
2000-95	Front -	C1694	C1695	CL1694	CL1695
2009	Rear -	C5039	C5038	CL5039	CL5038
2008	Rear - w/ Casting #3502.....	C5039	C5038	CL5039	CL5038
2008	Rear - w/ Casting #3503.....	C5105	C5104	CL5105	CL5104
2000-95	Rear -	C1692	C1693	CL1692	CL1693
CALIBER					
2010-07	Front - w/ Bracket #5739.....	C5032	C5033	CL5032	CL5033
2008	Front - w/ Dual Piston Caliper.....	C5016	C5017	CL5016	CL5017
2008-07	Front - w/ Bracket #5740.....	C5032A	C5033A	CL5032A	CL5033A
2009-08	Rear - w/ Casting #3502.....	C5039	C5038	CL5039	CL5038
2008	Rear - w/ Casting #3503.....	C5105	C5104	CL5105	CL5104
2007	Rear -	C5039	C5038	CL5039	CL5038
CHALLENGER					
2010-09	Front - w/ 3.5L Engine.....	C4969	C4968	CL4969	CL4968
2010-09	Front - w/ 5.7L Gas Engine.....	C5017	C5016	CL5017	CL5016
2010-09	Rear - w/ 3.5L Engine.....	C4970	C4971	CL4970	CL4971
2009	Rear - w/ 5.7L Gas Engine.....	C4992	C4993	CL4992	CL4993
CHARGER, CORONET, SHELBY, SUPERBEE					
2010-06	Front - w/ Dual Piston Caliper.....	C5017	C5016	CL5017	CL5016
2009-06	Front - w/ Single Piston Caliper.....	C4969	C4968	CL4969	CL4968
1987-83	Front - Exc. Shelby.....	C4199	C4198	CL4199	CL4198
1987-83	Front - Shelby.....	C4801	C4800	CL4801	CL4800
2010-06	Rear - w/ Single Piston Caliper; Exc. H.D. Brakes.....	C4970	C4971	CL4970	CL4971
2008-06	Rear - w/ Single Piston Caliper; w/ H.D. Brakes.....	C4992	C4993		
COLT					
1994-93	Front - 4 Dr.....	C1718	C1719	CL1718	CL1719
1994-93	Front - 2 Dr.....	C1696	C1697	CL1696	CL1697
1992	Front - Colt 100 (Canada).....	C1503	C1502	CL1503	CL1502
1992	Front - Colt 200 (Canada); 4 Dr. Hatchback.....	C1505	C1504	CL1505	CL1504
1992-91	Front - 2 Dr. Hatchback; (USA).....	C1503	C1502	CL1503	CL1502
1992-91	Front - Colt 200 (Canada); 2 Dr. Hatchback.....	C1503	C1502	CL1503	CL1502
1991	Front - Colt 100 (Canada).....	C782	C783	CL782	CL783
1990-89	Front - 2 Dr. Hatchback; w/ 1.6L Eng. (USA).....	C1093A	C1092A	CL1093A	CL1092A
1990-89	Front - 2 Dr. Hatchback; w/ 1.5L Eng. (USA).....	C782	C783	CL782	CL783
1990-89	Front - Wagon; w/ FWD.....	C782	C783	CL782	CL783
1990-89	Front - Wagon; w/ 4WD.....	C841B	C840B	CL841B	CL840B
1990-89	Front - 2 Dr. Hatchback; w/ 1.6L Eng.; w/ Turbo (Canada).....	C841	C840	CL841B	CL840B
1990-89	Front - 4 Dr. Colt 100; w/o Turbo (Canada).....	C782	C783	CL782	CL783

Check Position Of Caliper Prior To Removal Of Old Unit. See Illustration On the inside front cover. If Caliper Is Rear Mounted Then Part Numbers Are Reversed.

YEAR	APPLICATION	SEMI LOADED		LOADED	
		LEFT	RIGHT	LEFT	RIGHT
DODGE (cont.)					
COLT (cont.)					
1990-89	Front - 4 Dr. Colt 100; w/ Turbo (Canada).....	C841B	C840B	CL841B	CL840B
1990-89	Front - 4 Dr. Colt 200; w/ 1.6L Eng. (Canada).....	C1093	C1092	CL1093B	CL1092B
1990-89	Front - 4 Dr. Colt 200; w/ 1.5L Eng. (Canada).....	C841B	C840B	CL841B	CL840B
1988	Front - w/o Turbo.....	C782	C783	CL782	CL783
1988	Front - w/ Turbo.....	C841B	C840B	CL841B	CL840B
1987	Front - w/o Turbo.....	C782	C783	CL782	CL783
1987	Front - w/ Turbo from 1/87.....	C841	C840	CL841B	CL840B
1987	Front - w/ Turbo from 5/86 to 1/87.....	C840	C841		
1987	Front - w/ Turbo before 5/86.....	C840	C841	CL840	C841
1986-85	Front - w/o Turbo.....	C782	C783	CL782	CL783
1986-85	Front - w/ Turbo.....	C840	C841	CL840	CL841
1984	Front - w/ Turbo.....	C841	C840	CL841	CL840
1994-93	Rear -.....	C4661	C4660	CL4661	CL4660
1990-89	Rear -.....	C1193	C1192	CL1193	CL1192
COLT VISTA					
1994-92	Front -.....	C1511	C1510	CL1511	CL1510
1991-88	Front - FWD.....	C841B	C840B	CL841B	CL840B
1991-88	Front - AWD.....	C1093A	C1092A	CL1093A	CL1092A
1987	Front - AWD.....	C1093A	C1092A	CL1093A	CL1092A
1987	Front - FWD from 1/87.....	C841B	C840B	CL841B	CL840B
1987	Front - FWD before 5/86.....	C840	C841	CL840	CL841
1987	Front - FWD 5/86 to 1/87.....	C840	C841		
1986-84	Front - FWD.....	C840	C841	CL840	CL841
1986-84	Front - AWD.....	C1093A	C1092A	CL1093A	CL1092A
1994-92	Rear -.....	C4669	C4668	CL4669	CL4668
DAYTONA					
1993-91	Front - w/ 2 Wheel Disc.....	C4367	C4366	CL4367	CL4366
1993-91	Front - w/ 4 Wheel Disc.....	C4363	C4362	CL4363	CL4362
1990	Front - w/ 2 Wheel Disc.....	C4178	C4177	CL4178	CL4177
1990	Front - w/ 4 Wheel Disc.....	C4294	C4293	CL4294	CL4293
1989	Front - w/o Turbo.....	C4178	C4177	CL4178	CL4177
1989	Front - w/ Turbo.....	C4294	C4293	CL4294	CL4293
1988	Front -.....	C4178	C4177	CL4178	CL4177
1987-84	Front - w/ 1 Pin Mtg.....	C4178	C4177	CL4178	CL4177
1987-84	Front - w/ 2 Pin Mtg.....	C4801	C4800	CL4801	CL4800
1993-91	Rear -.....	C4304	C4303	CL4304	CL4303
1990	Rear - w/ 16" Wheels.....	C4304	C4303	CL4304	CL4303
1990	Rear - w/ 14" or 15" Wheels.....	C4306	C4305	CL4306	CL4305
1989	Rear - w/ 15" or 16" Wheels.....	C4304	C4303	CL4304	CL4303
1989	Rear - w/ 14" Wheels.....	C4306	C4305	CL4306	CL4305
1988	Rear -.....	C4503	C4502	CL4503	CL4502
1987-84	Rear -.....	C4503	C4502	CL4503	CL4502
DIPLOMAT					
1989-80	Front - Police; Taxi and HD (Forward Mount).....	C4144	C4145	CL4144	CL4145
1989-80	Front - Exc. Police; Taxi, and H.D. (Forward Mount)...	C4144	C4145	CL4144A	CL4145A
DYNASTY					
1993-91	Front -.....	C4361	C4360	CL4361	CL4360
1990	Front -.....	C4336	C4335	CL4336A	CL4335A
1989-88	Front -.....	C4336	C4335	CL4336	CL4335
1993-91	Rear -.....	C4373	C4372	CL4373	CL4372
1990	Rear -.....	C4334	C4333	CL4334	CL4333
1989-88	Rear -.....	C4334	C4333	CL4334	CL4333
INTREPID					
2004-02	Front - w/ H.D. Pads.....	C4642	C4643	CL4642C	CL4643C
2004-02	Front - w/ Standard Pads.....	C4642	C4643	CL4642B	CL4643B
2001	Front -.....	C4642	C4643	CL4642B	CL4643B
2000	Front -.....	C4642	C4643	CL4642B	CL4643B
1999-98	Front -.....	C4642	C4643	CL4642B	CL4643B

Check Position Of Caliper Prior To Removal Of Old Unit. See Illustration On the inside front cover. If Caliper Is Rear Mounted Then Part Numbers Are Reversed.

YEAR	APPLICATION	SEMI LOADED		LOADED	
		LEFT	RIGHT	LEFT	RIGHT
DODGE (cont.)					
INTREPID (cont.)					
1997-95	Front -	C4642	C4643	CL4642	CL4643
1994-93	Front -	C4642	C4643	CL4642	CL4643
2004-02	Rear - w/ Standard Pads.....	C4373	C4372	CL4373A	CL4372A
2004-02	Rear - w/ H.D. High Performance Pads.....	C4373	C4372	CL4373B	CL4372B
2001	Rear - w/ Standard Pads.....	C4373	C4372	CL4373A	CL4372A
2001	Rear - w/ H.D. High Performance Pads.....	C4373	C4372	CL4373B	CL4372B
2000	Rear - w/ ABS.....	C4373	C4372	CL4373B	CL4372B
2000	Rear - w/o ABS.....	C4373	C4372	CL4373A	CL4372A
1999-98	Rear - w/ ABS.....	C4373	C4372	CL4373B	CL4372B
1999-98	Rear - w/o ABS.....	C4373	C4372	CL4373A	CL4372A
1997-95	Rear -	C4306	C4305	CL4306B	CL4305B
1994-93	Rear -	C4306	C4305	CL4306	CL4305
LANCER					
1989	Front -	C4178	C4177	CL4178	CL4177
1988	Front -	C4178	C4177	CL4178	CL4177
1987-85	Front - w/ 1 Pin Mtg.....	C4178	C4177	CL4178	CL4177
1987-85	Front - w/ 2 Pin Mtg.....	C4801	C4800	CL4801	CL4800
1988	Rear -	C4503	C4502	CL4503	CL4502
1987-85	Rear -	C4503	C4502	CL4503	CL4502
MAGNUM					
2008-06	Front - w/ 2.7L Engine.....	C4969	C4968	CL4969	CL4968
2008-06	Front - 3.5L, 5.7L AWD.....	C5017	C5016	CL5017	CL5016
2008-06	Front - 3.5L, 5.7L RWD w/ dual piston caliper.....	C5017	C5016	CL5017	CL5016
2008-06	Front - 3.5L, 5.7L RWD w/ single piston caliper.....	C4969	C4968	CL4969	CL4968
2005	Front - w/ 2.7L Engine.....	C4969	C4968	CL4969	CL4968
2005	Front - 3.5L, 5.7L AWD.....	C5017	C5016	CL5017	CL5016
2005	Front - 3.5L, 5.7L RWD w/ dual piston caliper.....	C5017	C5016	CL5017	CL5016
2005	Front - 3.5L, 5.7L RWD w/ single piston caliper.....	C4969	C4968	CL4969	CL4968
2008-06	Rear - 3.5L; 5.7L; w/ AWD.....	C4992	C4993	CL4992	CL4993
2008-06	Rear - 3.5L; 5.7L; w/ RWD; w/ H.D. Brakes; w/ Performance Brakes.....	C4992	C4993	CL4992	CL4993
2008-06	Rear - 2.7L.....	C4970	C4971	CL4970	CL4971
2008-06	Rear - 3.5L; 5.7L; w/ RWD; Exc. H.D. Brakes; Exc. Performance Brakes.....	C4970	C4971	CL4970	CL4971
2005	Rear - 5.7L.....	C4992	C4993	CL4992	CL4993
2005	Rear - 2.7L; 3.5L.....	C4970	C4971	CL4970	CL4971
MIRADA					
1983-80	Front - Forward Mount.....	C4144	C4145	CL4144A	CL4145A
MONACO					
1992-91	Front -	C4361	C4360	CL4361A	CL4360A
1990	Front -	C1179	C1178	CL1179	CL1178
1976-74	Front -	C4076	C4075	CL4076	CL4075
1992-91	Rear -	C1263	C1262	CL1263	CL1262
1990	Rear -	C1263	C1262	CL1263	CL1262
NEON					
2005-03	Front - Exc. SRT-4.....	C4768	C4769	CL4768	CL4769
2005-03	Front - SRT-4.....	C4882	C4883		
2002-00	Front - w/ 2 Wheel Disc.....	C4768	C4769	CL4768	CL4769
2002-00	Front - w/ 4 Wheel Disc.....	C4768	C4769	CL4768A	CL4769A
1999-98	Front - w/ 2 Wheel Disc.....	C4616	C4617	CL4616A	CL4617A
1999-98	Front - w/ 4 Wheel Disc.....	C4616	C4617	CL4616A	CL4617A
1997-95	Front - w/ 4 Stud Wheels.....	C4616	C4617	CL4616	CL4617
1997-95	Front - w/ 5 Stud Wheels.....	C4616	C4617	CL4616A	CL4617A
2005-03	Rear - Exc. SRT-4.....	C4783	C4782	CL4783	CL4782
2005-03	Rear - SRT-4.....	C4785	C4784	CL4785	CL4784
2002-00	Rear -	C4783	C4782	CL4783	CL4782
1999-98	Rear -	C4306	C4305	CL4306A	CL4305A
1997-95	Rear -	C4306	C4305	CL4306A	CL4305A

Check Position Of Caliper Prior To Removal Of Old
Unit. See Illustration On the inside front cover. If Caliper Is Rear
Mounted Then Part Numbers Are Reversed.

YEAR	APPLICATION	SEMI LOADED		LOADED	
		LEFT	RIGHT	LEFT	RIGHT
DODGE (cont.)					
OMNI, O24					
1990-88	Front -.....	C4199	C4198	CL4199	CL4198
1987-83	Front - Exc. GLH.....	C4199	C4198	CL4199	CL4198
1987-83	Front - GLH.....	C4801	C4800	CL4801	CL4800
ROYAL MONACO					
1977-75	Front -.....	C4076	C4075	CL4076	CL4075
SHADOW					
1994-91	Front -.....	C4367	C4366	CL4367	CL4366
1990	Front -.....	C4178	C4177	CL4178	CL4177
1989	Front - w/ 1 Pin Mtg.....	C4178	C4177	CL4178	CL4177
1989	Front - w/ 2 Pin Mtg.....	C4803	C4802	CL4803	CL4802
1988	Front - w/ 1 Pin Mtg.....	C4178	C4177	CL4178	CL4177
1988	Front - w/ 2 Pin Mtg.....	C4803	C4802	CL4803	CL4802
1987	Front - w/ 1 Pin Mtg.....	C4178	C4177	CL4178	CL4177
1987	Front - w/ 2 Pin Mtg.; Exc. Turbo.....	C4803	C4802	CL4803	CL4802
1987	Front - w/ 2 Pin Mtg.; w/ Turbo.....	C4801	C4800	CL4801	CL4800
1990	Rear -.....	C4306	C4305	CL4306	CL4305
1989	Rear - w/ 15" Wheels.....	C4308	C4307	CL4308	CL4307
1989	Rear - w/ 14" Wheels.....	C4306	C4305	CL4306	CL4305
1988	Rear -.....	C4308	C4307	CL4308	CL4307
SPIRIT					
1995	Front -.....	C4367	C4366	CL4367	CL4366
1994-92	Front - w/ 2 Wheel Disc.....	C4367	C4366	CL4367	CL4366
1994-92	Front - w/ 4 Wheel Disc; (Stamped 122055-01).....	C4363	C4362	CL4363	CL4362
1994-92	Front - w/ 4 Wheel Disc.; (Stamped 122249-01).....	C4367	C4366	CL4367	CL4366
1991	Front - w/ 15" Wheels.....	C4363	C4362	CL4363	CL4362
1991	Front - w/ 14" Wheels.....	C4367	C4366	CL4367	CL4366
1990	Front -.....	C4178	C4177	CL4178	CL4177
1989	Front -.....	C4178	C4177	CL4178	CL4177
1995	Rear -.....	C4306	C4305	CL4306	CL4305
1994-92	Rear - w/ 15" Wheels.....	C4304	C4303	CL4304	CL4303
1994-92	Rear - w/ 14" Wheels.....	C4306	C4305	CL4306	CL4305
1991	Rear - w/ 15" Wheels.....	C4304	C4303	CL4304	CL4303
1991	Rear - w/ 14" Wheels.....	C4306	C4305	CL4306	CL4305
1990	Rear -.....	C4306	C4305	CL4306	CL4305
STEALTH					
1996-95	Front - FWD.....	C1517	C1516	CL1517	CL1516
1996-95	Front - AWD.....	C4674	C4675	CL4674	CL4675
1994-91	Front - 2WD.....	C1517	C1516	CL1517	CL1516
1994-91	Front - 4WD.....	C4664	C4665	CL4664	CL4665
1996-95	Rear - 2WD.....	C1515	C1514	CL1515	CL1514
1996-95	Rear - 4WD.....	C4677	C4676	CL4677	CL4676
1994-91	Rear - 2WD.....	C1515	C1514	CL1515	CL1514
1994-91	Rear - 4WD.....	C1519	C1518	CL1519	CL1518
STRATUS (Coupe)					
2005-01	Front - w/ 4 Cylinder Engine.....	C1694A	C1695A	CL1694A	CL1695A
2005-01	Front - w/ 6 Cylinder Engine.....	C2614	C2615	CL2614	CL2615
2005-01	Rear -.....	C1692	C1693	CL1692	CL1693
STRATUS (Sedan)					
2006-01	Front -.....	C4808	C4809	CL4808	CL4809
2000	Front -.....	C4602	C4603	CL4602	CL4603
1999-95	Front -.....	C4602	C4603	CL4602	CL4603
2006-01	Rear -.....	C4373	C4372	CL4373A	CL4372A
2000	Rear -.....	C4306	C4305	CL4306C	CL4305C
1999-95	Rear -.....	C4306	C4305	CL4306A	CL4305A

Check Position Of Caliper Prior To Removal Of Old Unit. See Illustration On the inside front cover. If Caliper Is Rear Mounted Then Part Numbers Are Reversed.

YEAR	APPLICATION	SEMI LOADED		LOADED	
		LEFT	RIGHT	LEFT	RIGHT
DODGE TRUCK					
B100 VAN, B150 VAN, B1500 VAN, RAM 1500 VAN (1/2 TON)					
2003	Front -	C4833A	C4832A	CL4833A	CL4832A
2002-99	Front -	C4763	C4762	CL4763	CL4762
1998	Front - Single Piston (Early).....	C4076	C4075	CL4076B	CL4075B
1998	Front - Dual Piston (Late).....	C4763	C4762	CL4763	CL4762
1997-84	Front -	C4076	C4075	CL4076B	CL4075B
1983-78	Front -	C4076	C4075	CL4076	CL4075
2003	Rear -	C4837A	C4836A	CL4837A	CL4836A
B200 VAN, B250 VAN, B2500 VAN, RAM 2500 VAN (3/4 TON)					
2003	Front -	C4899	C4898	CL4899	CL4898
2002-99	Front -	C4745	C4744	CL4745	CL4744
1998	Front - Single Piston (Early).....	C4076	C4075	CL4076B	CL4075B
1998	Front - Dual Piston (Late).....	C4745	C4744	CL4745	CL4744
1997-84	Front -	C4076	C4075	CL4076B	CL4075B
1983-78	Front -	C4076	C4075	CL4076	CL4075
B300 VAN, B350 VAN, B3500 VAN, RAM 3500 VAN (1 TON)					
2003	Front -	C4899	C4898	CL4899	CL4898
2002-99	Front -	C4745	C4744	CL4745	CL4744
1998	Front - Single Piston (Early).....	C4076	C4075	CL4076B	CL4075B
1998	Front - Dual Piston (Late).....	C4745	C4744	CL4745	CL4744
1997-84	Front -	C4076	C4075	CL4076B	CL4075B
1983-78	Front -	C4076	C4075		
CARAVAN, GRAND CARAVAN, MINI RAM, ROYAL MINI RAM					
2010-08	Front -	C5044	C5045	CL5044	CL5045
2007-06	Front - w/ 2 Wheel Disc.....	C4962	C4963	CL4962	CL4963
2007-06	Front - w/ 4 Wheel Disc.....	C4776	C4777	CL4776	CL4777
2005	Front - w/ 2 Wheel Disc, w/o ABS.....	C4962	C4963	CL4962	CL4963
2005	Front - w/ 4 Wheel Disc.....	C4776	C4777	CL4776	CL4777
2005	Front - w/ 2 Wheel Disc, w/ ABS.....	C4788	C4789	CL4788	CL4789
2004	Front - w/ 2 Wheel Disc, w/o ABS, From 12/1/03.....	C4962	C4963	CL4962	CL4963
2004	Front - w/ 2 Wheel Disc, w/o ABS, Before 12/1/03.....	C4776	C4777	CL4776	CL4777
2004	Front - w/ 4 Wheel Disc.....	C4776	C4777	CL4776	CL4777
2004	Front - w/ 2 Wheel Disc, w/ ABS.....	C4788	C4789	CL4788	CL4789
2003	Front - w/ 2 Wheel Disc, w/o ABS.....	C4776	C4777	CL4776	CL4777
2003	Front - w/ 4 Wheel Disc.....	C4776	C4777	CL4776	CL4777
2003	Front - w/ 2 Wheel Disc, w/ ABS.....	C4788	C4789	CL4788	CL4789
2002-01	Front - w/ 2 Wheel Disc.....	C4788	C4789	CL4788	CL4789
2002-01	Front - w/ 4 Wheel Disc.....	C4776	C4777	CL4776	CL4777
2000-96	Front -	C4642	C4643	CL4642	CL4643
1995	Front - w/ 15" Wheels.....	C4363	C4362	CL4363A	CL4362A
1995	Front - w/ 14" Wheels.....	C4361	C4360	CL4361	CL4360
1994-91	Front - w/ 15" Wheels.....	C4363	C4362	CL4363	CL4362
1994-91	Front - w/ 14" Wheels.....	C4361	C4360	CL4361	CL4360
1990-89	Front - w/ 15" Wheels.....	C4294	C4293	CL4294	CL4293
1990-89	Front - w/ 14" Wheels.....	C4180	C4179	CL4180	CL4179
1988-87	Front - w/ 1 Pin Mtg.....	C4180	C4179	CL4180	CL4179
1986-84	Front -	C4180	C4179	CL4180	CL4179
2010-08	Rear -	C5081	C5080	CL5081	CL5080
2007-00	Rear -	C4774	C4774	CL4774L	CL4774R
1999-98	Rear -	C4656	C4656		
1997	Rear -	C4656	C4656	CL4656	CL4656
D100 PICKUP, D100 SERIES, D150 PICKUP/CAB & CHASSIS (1/2 TON - 2WD)					
1993-84	Front -	C4076	C4075	CL4076B	CL4075B
1983-78	Front -	C4076	C4075	CL4076	CL4075
D200 PICKUP, D200 SERIES, D250 PICKUP/CAB & CHASSIS (3/4 TON - 2WD)					
1993-84	Front -	C4076	C4075	CL4076B	CL4075B
1983-78	Front -	C4076	C4075		

Check Position Of Caliper Prior To Removal Of Old Unit. See Illustration On the inside front cover. If Caliper Is Rear Mounted Then Part Numbers Are Reversed.

YEAR	APPLICATION	SEMI LOADED		LOADED	
		LEFT	RIGHT	LEFT	RIGHT
DODGE TRUCK (cont.)					
D300, D300 SERIES, D350, D400, D450 PICKUP/CAB & CHASSIS (1 TON - 2WD)					
1993-84	Front -	C4076	C4075	CL4076B	CL4075B
1983-78	Front -	C4076	C4075		
D50 PICKUP, POWER RAM 50, RAM 50					
1993-87	Front - 2WD.....	C1097	C1096	CL1097	CL1096
1993-87	Front - 4WD.....	C1167	C1166	CL1167	CL1166
DAKOTA					
2010-09	Front -	C5055	C5054	CL5055	CL5054
2008-05	Front -	C5009	C5008	CL5009	CL5008
2004-03	Front -	C4863	C4862	CL4863	CL4862
2002-00	Front -	C4757	C4756	CL4757	CL4756
1999	Front -	C4705	C4704	CL4705	CL4704
1998-97	Front -	C4715	C4714	CL4715	CL4714
1996-91	Front - 2WD.....	C4365	C4364	CL4365	CL4364
1996-91	Front - 4WD.....	C4365	C4364	CL4365A	CL4364A
1990-87	Front -	C4274	C4273	CL4274	CL4273
2004-03	Rear -	C4873	C4872	CL4873	CL4872
DURANGO					
2009-07	Front -	C5054	C5055	CL5054	CL5055
2006-05	Front -	C4832	C4833	CL4832	CL4833
2004	Front -	C4832B	C4833B	CL4832B	CL4833B
2003	Front -	C4876	C4877	CL4876	CL4877
2002-00	Front -	C4757	C4756	CL4757	CL4756
1999-98	Front -	C4705	C4704	CL4705	CL4704
2008-04	Rear -	C4837	C4836	CL4837	CL4836
2003	Rear -	C4837A	C4836A	CL4837A	CL4836A
M, M300, M350, M400, M450, M500, M600, Motor Home					
1978	Front - M300.....	C4076	C4075		
JOURNEY					
2010-09	Front -	C5044A	C5045A	CL5044A	CL5045A
NITRO					
2010-09	Front - Exc. H.D. Brakes.....	C5044	C5045	CL5044	CL5045
2008-07	Front -	C5044	C5045	CL5044	CL5045
2009-07	Rear -	C5046	C5047	CL5046	CL5047
RAIDER					
1989	Front - w/ 6 Cylinder Engine.....	C1167	C1166	CL1167	CL1166
RAM 1500, RAM 1500 PICKUP/CAB & CHASSIS (1/2 TON)					
2010-09	Front -	C5055	C5054	CL5055	CL5054
2008-07	Front - Exc. Mega Cab.....	C5009	C5008	CL5009	CL5008
2008-07	Front - Mega Cab.....	C4891	C4890	CL4891	CL4890
2006	Front - 6 Cylinder and 8 Cylinder Engines.....	C5009	C5008	CL5009	CL5008
2005-04	Front - 6 Cylinder and 8 Cylinder Engines.....	C4833	C4832	CL4833	CL4832
2003-02	Front -	C4833	C4832	CL4833	CL4832
2001-00	Front -	C4763A	C4762A	CL4763A	CL4762A
1999-94	Front -	C4300	C4299	CL4300	CL4299
2009	Rear -	C4837	C4836	CL4837	CL4836
2008-07	Rear - Exc. Mega Cab.....	C4837	C4836	CL4837	CL4836
2008-07	Rear - Mega Cab.....	C4895	C4894	CL4895	CL4894
2006	Rear - 6 Cylinder and 8 Cylinder Engines.....	C4837	C4836	CL4837	CL4836
2005-04	Rear - 6 Cylinder and 8 Cylinder Engines.....	C4837	C4836	CL4837	CL4836
2003	Rear -	C4837A	C4836A	CL4837A	CL4836A
2002	Rear -	C4837	C4836	CL4837	CL4836
RAM 2500, RAM 2500 PICKUP/CAB & CHASSIS (3/4 TON)					
2008-03	Front -	C4891	C4890	CL4891	CL4890
2002-00	Front -	C4747	C4746	CL4747	CL4746
1999-97	Front - 2WD.....	C4298	C4297	CL4298	CL4297
1999-97	Front - 4WD; w/ 7500 lb. GVW.....	C4298	C4297	CL4298	CL4297

Check Position Of Caliper Prior To Removal Of Old Unit. See Illustration On the inside front cover. If Caliper Is Rear Mounted Then Part Numbers Are Reversed.

YEAR	APPLICATION	SEMI LOADED		LOADED	
		LEFT	RIGHT	LEFT	RIGHT
DODGE TRUCK (cont.)					
RAM 2500, RAM 2500 PICKUP/CAB & CHASSIS (3/4 TON) (cont.)					
1999-97	Front - 4WD; w/ 8800 lb. GVW.....	C4348	C4347	CL4348	CL4347
1996-94	Front - w/ 8800 lb. GVW.....	C4348	C4347	CL4348	CL4347
1996-94	Front - w/ 7500 lb. GVW.....	C4298	C4297	CL4298	CL4297
2008-04	Rear -	C4895	C4894	CL4895	CL4894
2003	Rear - w/o Fins on top of housing.....	C4965	C4964		
2003	Rear - w/ Fins on top of housing in 2003.....	C4895	C4894	CL4895	CL4894
2002-01	Rear -	C4797	C4796	CL4797	CL4796
RAM 3500, RAM 3500 PICKUP/CAB & CHASSIS (1 TON)					
2008-03	Front -	C4891	C4890	CL4891	CL4890
2002-00	Front -	C4747	C4746	CL4747	CL4746
1999-94	Front -	C4348	C4347	CL4348	CL4347
2008-04	Rear - w/ Dual Rear Wheels.....	C4897	C4896	CL4897	CL4896
2008-04	Rear - w/ Single Rear Wheels.....	C4895	C4894	CL4895	CL4894
2003	Rear - w/ Single rear wheels, w/o fins on top of housing	C4965	C4964		
2003	Rear - w/ Single Rear Wheels.....	C4897	C4896	CL4897	CL4896
2003	Rear - w/ Single Rear Wheels; w/ Fins on top of housing	C4895	C4894	CL4895	CL4894
2002-01	Rear -	C4807	C4806	CL4807	CL4806
RAMCHARGER					
1993-84	Front -	C4076	C4075	CL4076B	CL4075B
1983-78	Front -	C4076	C4075	CL4076	CL4075
1977-74	Front - 4WD.....	C4076	C4075	CL4076	CL4075
RAMPAGE PICKUP					
1984-83	Front -	C4199	C4198	CL4199	CL4198
RD200, RD200 PICKUP (3/4 TON)					
1980-78	Front -	C4076	C4075		
SPRINTER 2500 (3/4 Ton Van)					
2006-05	Front - w/ ATE Caliper.....	C4979	C4978	CL4979	CL4978
2006-05	Front - w/ Bosch Caliper.....	C4977	C4976	CL4977	CL4976
2006-05	Front - w/ Wabco Caliper.....	C4985	C4984	CL4985	CL4984
2004-03	Front - w/ ATE Caliper.....	C4979	C4978	CL4979	CL4978
2004-03	Front - w/ Bosch Caliper.....	C4977	C4976		
2004-03	Front - w/ Wabco Caliper.....	C4985	C4984		
2006-05	Rear - w/ ATE Caliper, w/272mm disc.....	C4987	C4986	CL4986	CL4987
2006-05	Rear - w/ Bosch Caliper, w/272mm disc.....	C4980	C4981		
2006-05	Rear - w/ Bosch Caliper, w/285mm disc.....	C4977	C4976	CL4977	CL4976
2006-05	Rear - w/ Wabco Caliper, w/285mm disc.....	C4985	C4984	CL4985	CL4984
2004-03	Rear - w/ ATE Caliper.....	C4986	C4987	CL4986	CL4987
2004-03	Rear - w/ Bosch Caliper.....	C4980	C4981		
SPRINTER 3500 (1 Ton Van)					
2006-05	Front - w/ ATE Caliper.....	C4979	C4978	CL4979	CL4978
2006-05	Front - w/ Bosch Caliper.....	C4977	C4976	CL4977	CL4976
2006-05	Front - w/ Wabco Caliper.....	C4985	C4984	CL4985	CL4984
2004-03	Front - w/ ATE Caliper.....	C4979	C4978	CL4979	CL4978
2004-03	Front - w/ Bosch Caliper.....	C4977	C4976		
2004-03	Front - w/ Wabco Caliper.....	C4985	C4984		
2006-05	Rear - w/ ATE Caliper, w/272mm disc.....	C4986	C4987	CL4986	CL4987
2006-05	Rear - w/ Bosch Caliper, w/272mm disc.....	C4980	C4981		
2006-05	Rear - w/ Bosch Caliper, w/285mm disc.....	C4977	C4976	CL4977	CL4976
2004-03	Rear - w/ Bosch Caliper.....	C4977	C4976	CL4977	CL4976
2004-03	Rear - w/ Wabco Caliper.....	C4983	C4982	CL4983	CL4982
W100 PICKUP, W100 SERIES, W150 PICKUP/CAB & CHASSIS (1/2 TON - 4WD)					
1993-84	Front -	C4076	C4075	CL4076B	CL4075B
1983-74	Front -	C4076	C4075	CL4076	CL4075

Check Position Of Caliper Prior To Removal Of Old
Unit. See Illustration On the inside front cover. If Caliper Is Rear
Mounted Then Part Numbers Are Reversed.

YEAR	APPLICATION	SEMI LOADED		LOADED	
		LEFT	RIGHT	LEFT	RIGHT
DODGE TRUCK (cont.)					
W200 PICKUP, W200 SERIES, W250 PICKUP/CAB & CHASSIS (3/4 TON - 4WD)					
1993-90	Front - w/ 3500 lb. Axle.....	C4076	C4075	CL4076B	CL4075B
1993-90	Front - w/ 4500 lb. Axle.....	C4167	C4166	CL4167	CL4166
1989-84	Front - w/ 3500 lb. Axle.....	C4076	C4075	CL4076B	CL4075B
1983-75	Front - w/ 3500 lb. Axle.....	C4076	C4075		
W300 PICKUP, W300 SERIES, W350 PICKUP/CAB & CHASSIS (1 TON - 4WD)					
1993-90	Front -	C4167	C4166	CL4167	CL4166
1989-84	Front - w/ 3500 lb. Axle.....	C4076	C4075	CL4076B	CL4075B
1983-82	Front - w/ 3500 lb. Axle.....	C4076	C4075		
EAGLE					
2000 GTX (Canada)					
1993	Front - 2WD.....	C1373	C1372	CL1373	CL1372
1992-91	Front - 2WD.....	C1373	C1372	CL1373	CL1372
1992-91	Front - 4WD.....	C1511	C1510	CL1511	CL1510
1992-91	Rear - 2WD.....	C1507	C1506	CL1507	CL1506
1992-91	Rear - 4WD.....	C1509	C1508	CL1509	CL1508
PREMIER					
1992-91	Front -	C4361	C4360	CL4361A	CL4360A
1990-88	Front -	C1179	C1178	CL1179	CL1178
1992-88	Rear -	C1263	C1262	CL1263	CL1262
SUMMIT					
1996-93	Front - Wagon.....	C1511	C1510	CL1511	CL1510
1996-93	Front - Sedan.....	C1718	C1719	CL1718	CL1719
1996-93	Front - Coupe.....	C1696	C1697	CL1696	CL1697
1992	Front - Wagon.....	C1511	C1510	CL1511	CL1510
1992	Front - Sedan.....	C1505	C1504	CL1505	CL1504
1992	Front - Coupe.....	C1503	C1502	CL1503	CL1502
1991	Front - 4 Dr., USA Only.....	C1505	C1504	CL1505	CL1504
1990-89	Front - w/ 1.5L Engine.....	C841B	C840B	CL841B	CL840B
1990-89	Front - w/ 1.6L Engine.....	C1093A	C1092A	CL1093A	CL1092A
1996-93	Rear - Wagon.....	C4669	C4668	CL4669	CL4668
1996-93	Rear - Sedan.....	C4661	C4660	CL4661	CL4660
1996-93	Rear - Coupe.....	C4661	C4660	CL4661	CL4660
1992	Rear - Wagon.....	C4669	C4668	CL4669	CL4668
1990-89	Rear -	C1193	C1192	CL1193	CL1192
TALON					
1998-96	Front - 2WD.....	C1694	C1695	CL1694	CL1695
1998-96	Front - 4WD.....	C4670	C4671	CL4670	CL4671
1995	Front - 2WD.....	C1694	C1695	CL1694	CL1695
1995	Front - 4WD.....	C4670	C4671	CL4670	CL4671
1994-93	Front - 4WD.....	C1630	C1631	CL1630	CL1631
1994-93	Front - 2WD; w/o Turbo.....	C1373	C1372	CL1373	CL1372
1994-93	Front - 2WD; w/ Turbo.....	C1511	C1510	CL1511	CL1510
1992	Front - 2WD.....	C1373	C1372	CL1373	CL1372
1992	Front - 4WD.....	C1511	C1510	CL1511	CL1510
1991	Front - FWD.....	C1373	C1372	CL1373	CL1372
1991	Front - AWD.....	C1511	C1510	CL1511	CL1510
1990	Front -	C1373	C1372	CL1373	CL1372
1998-96	Rear -	C1692	C1693	CL1692	CL1693
1995	Rear - 2WD.....	C1692	C1693	CL1692	CL1693
1995	Rear - 4WD; w/ Solid Rotor.....	C1692	C1693	CL1692	CL1693
1995	Rear - 4WD; w/ Vented Rotor.....	C4666	C4667	CL4666	CL4667
1994-93	Rear - 4WD.....	C1509	C1508		
1994-93	Rear - 2WD; w/o Turbo.....	C1627	C1626	CL1627	CL1626
1994-93	Rear - 2WD; w/ Turbo.....	C1507	C1506	CL1507	CL1506
1994-91	Rear - 4WD.....	C1509	C1508	CL1509	CL1509
1992	Rear - 2WD.....	C1627	C1626	CL1627	CL1626
1991	Rear - 2WD.....	C1627	C1626	CL1627	CL1626
1990	Rear - 2WD.....	C1193	C1192	CL1193	CL1192

Check Position Of Caliper Prior To Removal Of Old Unit. See Illustration On the inside front cover. If Caliper Is Rear Mounted Then Part Numbers Are Reversed.

YEAR	APPLICATION	SEMI LOADED		LOADED	
		LEFT	RIGHT	LEFT	RIGHT
EAGLE (cont.)					
TALON (cont.)					
1990	Rear - 4WD.....	C1501	C1500	CL1501	CL1500
VISION					
1997-93	Front -.....	C4642	C4643	CL4642	CL4643
1997-95	Rear -.....	C4306	C4305	CL4306B	CL4305B
1994-93	Rear -.....	C4306	C4305	CL4306	CL4305
VISTA					
1991-88	Front - Wagon; w/ FWD.....	C841B	C840B	CL841B	CL840B
1991-88	Front - Sedan; Hatchback.....	C782	C783	CL782	CL783
1991-88	Front - Wagon; w/ AWD.....	C1093A	C1092A	CL1093A	CL1092A
FIAT					
124					
1983-68	Front - w/ Forward Mount Calipers.....	C258	C259		
128					
1979-71	Front - w/ Forward Mount Calipers.....	C258	C259		
131					
1978-75	Front - w/ Forward Mount Calipers.....	C258	C259		
BRAVA					
1980-78	Front - w/ Forward Mount Calipers.....	C258	C259		
STRADA					
1982-79	Front - w/ Forward Mount Calipers.....	C258	C259		
X-1/9					
1982-79	Front - w/ Forward Mount Calipers.....	C258	C259		
FORD					
ASPIRE					
1997-94	Front - w/ Manual Transmission.....	C1752A	C1753A	CL1752A	CL1753A
1997-94	Front - w/ Automatic Transmission.....	C1752	C1753	CL1752	CL1753
CONTOUR					
2000	Front - 4 Cylinder Engine; w/ Pad Wear Sensor.....	C4622	C4623	CL4622A	CL4623A
2000	Front - 4 Cylinder Engine; w/o Pad Wear Sensor.....	C4622	C4623	CL4622	CL4623
2000	Front - 6 Cylinder Engine; w/ Pad Wear Sensor.....	C4622B	C4623B	CL4622C	CL4623C
2000	Front - 6 Cylinder Engine; w/o Pad Wear Sensor.....	C4622B	C4623B	CL4622B	CL4623B
1999	Front - 4 Cylinder Engine; w/ Pad Wear Sensor.....	C4622	C4623	CL4622A	CL4623A
1999	Front - 4 Cylinder Engine; w/o Pad Wear Sensor.....	C4622	C4623	CL4622	CL4623
1999	Front - SVT; w/ 6 Cylinder Engine; Before 5/26/99.....	C4706	C4707	CL4706	CL4707
1999	Front - SVT; w/ 6 Cylinder Engine; From 5/26/99; w/o Pad Wear Sensor.....	C4622B	C4623B	CL4622B	CL4623B
1999	Front - SVT; w/ 6 Cylinder Engine; From 5/26/99; w/ Pad Wear Sensor.....	C4622	C4623	CL4622C	CL4623C
1999	Front - 6 Cylinder Engine; Exc. SVT; w/ Pad Wear Sensor.....	C4622	C4623	CL4622C	CL4623C
1999	Front - 6 Cylinder Engine; Exc. SVT; w/o Pad Wear Sensor.....	C4622B	C4623B	CL4622B	CL4623B
1998	Front -.....	C4622	C4623	CL4622C	CL4623C
1998	Front - 4 Cylinder Engine; w/ Pad Wear Sensor.....	C4622	C4623	CL4622A	CL4623A
1998	Front - 4 Cylinder Engine; w/o Pad Wear Sensor.....	C4622	C4623	CL4622	CL4623
1998	Front - SVT; w/ 6 Cylinder Engine.....	C4706	C4707	CL4706	CL4707
1998	Front - 6 Cylinder Engine; Exc. SVT; w/o Pad Wear Sensor.....	C4622B	C4623B	CL4622B	CL4623B
1997-95	Front -.....	C4622	C4623	CL4622	CL4623
2000-95	Rear -.....	C4618	C4619	CL4618	CL4619

Check Position Of Caliper Prior To Removal Of Old Unit. See Illustration On the inside front cover. If Caliper Is Rear Mounted Then Part Numbers Are Reversed.

YEAR	APPLICATION	SEMI LOADED		LOADED	
		LEFT	RIGHT	LEFT	RIGHT
FORD (cont.)					
CROWN VICTORIA, COUNTRY SQUIRE					
2010-03	Front - Exc. Police.....	C4841	C4840	CL4841	CL4840
2010-03	Front - Police.....	C4841	C4840	CL4841A	CL4840A
2002-01	Front -.....	C4735	C4734	CL4735	CL4734
2000-98	Front -.....	C4735	C4734	CL4735	CL4734
1997-96	Front - Exc. Police.....	C4611	C4610	CL4611	CL4610
1997-96	Front - Police.....	C4611	C4610	CL4611	CL4610
1995	Front - Exc. Police.....	C4611	C4610	CL4611	CL4610
1995	Front - Police.....	C4611	C4610	CL4611	CL4610
1994	Front -.....	C4395	C4394	CL4395	CL4394
1994	Front - Police.....	C4395	C4394	CL4395	CL4394
1994	Front - Exc. Police; Before 11/1/93.....	C4389	C4388	CL4389	CL4388
1993	Front -.....	C4389	C4388	CL4389	CL4388
1993	Front - Police; Before 6/10/93.....	C4375	C4374	CL4375	CL4374
1993	Front - Police; From 6/10/93.....	C4395	C4394	CL4395	CL4394
1992	Front - Exc. Police.....	C4389	C4388	CL4389	CL4388
1992	Front - Police.....	C4375	C4374	CL4375	CL4374
1991	Front -.....	C4375	C4374	CL4375	CL4374
1991	Front - Exc. Police.....	C4151	C4150	CL4151A	CL4150A
1990-82	Front - Exc. Police.....	C4151	C4150	CL4151	CL4150
1990-82	Front - Police.....	C4147	C4146	CL4147	CL4146
1981	Front - Before 5/11/81.....	C4147	C4146	CL4147	CL4146
1981	Front - Exc. Police; From 5/11/81.....	C4151	C4150	CL4151	CL4150
1981	Front - Police; From 5/11/81.....	C4147	C4146	CL4147	CL4146
1980	Front -.....	C4147	C4146	CL4147	CL4146
2010-03	Rear -.....	C4850	C4851	CL4850	CL4851
2002-01	Rear -.....	C4636	C4636	CL4636	CL4636
2000-98	Rear - w/ H.D.....	C4636	C4636	CL4636	CL4636
2000-98	Rear - Exc. H.D.....	C4637	C4637	CL4637	CL4637
1997-96	Rear - Exc. Police.....	C4637	C4637	CL4637	CL4637
1997-96	Rear - Police; w/ Steel Piston.....	C4637	C4637	CL4637A	CL4637A
1997-96	Rear - Police; w/ Phenolic Piston.....	C4636	C4636	CL4636	CL4636
1995	Rear - Exc. Police.....	C4368	C4368	CL4368	CL4368
1995	Rear - Police.....	C4368	C4368	CL4368	CL4368
1994	Rear - Exc. Police.....	C4368	C4368	CL4368	CL4368
1994	Rear - Police.....	C4368	C4368	CL4368	CL4368
1993	Rear - Exc. Police.....	C4368	C4368	CL4368	CL4368
1993	Rear - Police.....	C4368	C4368	CL4368	CL4368
1992	Rear - Exc. Police.....	C4368	C4368	CL4368	CL4368
1992	Rear - Police.....	C4368	C4368	CL4368	CL4368
ESCORT, EXP, ZX2					
2003-97	Front -.....	C1337A	C1336A	CL1337A	CL1336A
1996-91	Front - w/ 1.8L Engine.....	C1337A	C1336A	CL1337A	CL1336A
1996-91	Front - w/ 1.9L Engine; w/ 14" & 15" Wheels; w/ Bracket #14.....	C1337A	C1336A	CL1337A	CL1336A
1996-91	Front - w/ 1.9L Engine; w/ 13" Wheels; w/ Bracket #13.....	C1337	C1336	CL1337	CL1336
1990-88	Front -.....	C4201	C4200	CL4201	CL4200
1987-84	Front - Diesel.....	C4201	C4200	CL4201	CL4200
1987-84	Front - w/ Gas Engine.....	C4201	C4200	CL4201A	CL4200A
1983	Front - w/ Gas Engine; From 4/1/83.....	C4201	C4200	CL4201A	CL4200A
2003-97	Rear -.....	C1758	C1759	CL1758	CL1759
1996-91	Rear - w/ 1.8L Engine.....	C1345	C1344	CL1345	CL1344
FAIRMONT, FUTURA					
1983	Front - From 11/1/82.....	C4203	C4202	CL4203	CL4202
FUSION					
2010-06	Front -.....	C5000	C5001	CL5000	CL5001
2010-06	Rear -.....	C5002	C5003	CL5002	CL5003

Check Position Of Caliper Prior To Removal Of Old Unit. See Illustration On the inside front cover. If Caliper Is Rear Mounted Then Part Numbers Are Reversed.

YEAR	APPLICATION	SEMI LOADED		LOADED	
		LEFT	RIGHT	LEFT	RIGHT
FORD (cont.)					
FESTIVA					
1993-88	Front -	C1149	C1148	CL1149	CL1148
FIVE HUNDRED					
2007-05	Front -	C4922	C4923	CL4922	CL4923
2007-05	Rear -	C4946	C4947	CL4946	CL4947
FOCUS					
2010-08	Front -	C5068	C5069	CL5068	CL5069
2007-05	Front -	C4948	C4949	CL4948	CL4949
2004	Front - SVT.....	C4846	C4847	CL4846	CL4847
2004	Front - From 4/05/04.....	C4948	C4949	CL4948	CL4949
2004	Front - Exc. SVT; To 4/05/04.....	C4794	C4795	CL4794	CL4795
2003-02	Front - SVT.....	C4846	C4847	CL4846	CL4847
2003-02	Front - Exc. SVT.....	C4794	C4795	CL4794	CL4795
2001-00	Front -	C4794	C4795	CL4794	CL4795
2007-00	Rear -	C4823	C4822	CL4823	CL4822
LTD					
1986-84	Front -	C4203	C4202	CL4203	CL4202
1983	Front - From 11/1/82.....	C4203	C4202	CL4203	CL4202
1982	Front - Exc. Police.....	C4151	C4150	CL4151	CL4150
1982	Front - Police.....	C4147	C4146	CL4147	CL4146
1981	Front - Exc. Police Package; (From 5/11/81).....	C4151	C4150	CL4151	CL4150
1981	Front - Before 5/11/81.....	C4147	C4146		
1981	Front - Police; From 5/11/81.....	C4147	C4146	CL4147	CL4146
1980	Front -	C4147	C4146		
MUSTANG					
2010-08	Front - GT; Exc. Bullit Performance Package.....	C4929A	C4928A	CL4929A	CL4928A
2010-05	Front - Exc. GT.....	C4929	C4928	CL4929	CL4928
2007-05	Front - GT.....	C4929A	C4928A	CL4929A	CL4928A
2004-03	Front - Exc. Cobra; Bullit; Mach 1.....	C4839	C4838	CL4839	CL4838
2002-01	Front - Cobra.....	C4767	C4766	CL4767	CL4766
2002-01	Front - Exc. Cobra; Bullit.....	C4723	C4722	CL4723	CL4722
2000-99	Front - Cobra.....	C4767	C4766	CL4767	CL4766
2000-99	Front - Exc. Cobra.....	C4723	C4722	CL4723	CL4722
1998-94	Front - Cobra.....	C4655	C4654	CL4655	CL4654
1998-94	Front - Exc. Cobra.....	C4379	C4378	CL4379	CL4378
1993	Front - w/ 4 Cylinder Engine.....	C4203	C4202	CL4203	CL4202
1993	Front - w/ 8 Cylinder Engine.....	C4258	C4257	CL4258	CL4257
1992-88	Front - w/ 4 Cylinder Engine.....	C4203	C4202	CL4203	CL4202
1992-88	Front - w/ 8 Cylinder Engine.....	C4258	C4257	CL4258	CL4257
1987	Front - w/ 8 Cylinder Engine.....	C4258	C4257	CL4258	CL4257
1986-85	Front - w/ 6 Cylinder Engine.....	C4203	C4202	CL4203	CL4202
1986-85	Front - w/ 8 Cylinder Engine.....	C4203	C4202	CL4203	CL4202
1986-85	Front - SVO; w/ 4 Cylinder Engine; w/ Turbo.....	C4151	C4150	CL4151A	CL4150A
1984	Front - w/ 6 Cylinder Engine.....	C4203	C4202	CL4203	CL4202
1984	Front - w/ 8 Cylinder Engine.....	C4203	C4202	CL4203	CL4202
1984	Front - SVO; w/ 4 Cylinder Engine; w/ Turbo.....	C4151	C4150	CL4151A	CL4150A
1984	Front - Exc. SVO; w/ 4 Cylinder Engine; w/ Turbo.....	C4203	C4202	CL4203	CL4202
1983	Front - w/ 4 Cylinder Engine; w/ Turbo; (From 11/1/82).....	C4203	C4202	CL4203	CL4202
1983	Front - w/ 6 Cylinder Engine; (From 11/1/82).....	C4203	C4202	CL4203	CL4202
1983	Front - w/ 8 Cylinder Engine; (From 11/1/82).....	C4203	C4202	CL4203	CL4202
2010-07	Rear - Exc. Shelby, GT.....	C4926	C4927	CL4926	CL4927
2006-05	Rear -	C4926	C4927	CL4926	CL4927
2004-03	Rear - Cobra; Bullit.....	C4825A	C4824A	CL4825A	CL4824A
2004-03	Rear - Exc. Cobra; Bullit; Mach 1.....	C4825	C4824	CL4825	CL4824
2003-01	Rear - Exc. Cobra; Bullit.....	C4825	C4824	CL4825	CL4824
2002-01	Rear - Cobra; Bullit.....	C4825A	C4824A	CL4825A	CL4824A
2002-01	Rear - Exc. Cobra; Bullit.....	C4825	C4824	CL4825	CL4824
2000-99	Rear - Cobra.....	C4825A	C4824A	CL4825A	CL4824A
2000-99	Rear - Exc. Cobra.....	C4825	C4824	CL4825	CL4824
1998-94	Rear - Cobra.....	C4545A	C4544A	CL4545A	CL4544A

Check Position Of Caliper Prior To Removal Of Old Unit. See Illustration On the inside front cover. If Caliper Is Rear Mounted Then Part Numbers Are Reversed.

YEAR	APPLICATION	SEMI LOADED		LOADED	
		LEFT	RIGHT	LEFT	RIGHT
FORD (cont.)					
MUSTANG (cont.)					
1998-94	Rear - Exc. Cobra.....	C4545	C4544	CL4545	CL4544
1993	Rear -.....	C4509	C4508	CL4509	CL4508
1986-85	Rear - SVO.....	C4232	C4231	CL4232	CL4231
1984	Rear - SVO.....	C4232	C4231	CL4232	CL4231
PROBE					
1997-93	Front -.....	C1594	C1595	CL1594	CL1595
1992-89	Front -.....	C1183	C1182	CL1183	CL1182
1997-93	Rear -.....	C1597	C1596	CL1597	CL1596
1992-89	Rear -.....	C1215	C1214	CL1215	CL1214
TAURUS					
2009-08	Front -.....	C4922A	C4923A	CL4922A	CL4923A
2007-01	Front -.....	C4612BS	C4613BS	CL4612BS	CL4613BS
2000	Front -.....	C4612AS	C4613AS	CL4612AS	CL4613AS
1999-96	Front - SHO.....	C4382A	C4383A	CL4382A	CL4383A
1999-96	Front - Exc. SHO.....	C4382D	C4383D	CL4382D	CL4383D
1995-94	Front -.....	C4382	C4383	CL4382	CL4383
1993	Front -.....	C4312	C4311	CL4312A	CL4311A
1992-90	Front - SHO; Police.....	C4312	C4311	CL4312A	CL4311A
1992-90	Front - Exc. SHO; Police.....	C4248	C4247	CL4248	CL4247
1989	Front - SHO.....	C4312	C4311	CL4312A	CL4311A
1989	Front - Exc. SHO.....	C4248	C4247	CL4248	CL4247
1988-86	Front -.....	C4248	C4247	CL4248	CL4247
2009-08	Rear -.....	C4946	C4947	CL4946	CL4947
2007-04	Rear -.....	C4821	C4820	CL4821A	CL4820A
2003-00	Rear -.....	C4821	C4820	CL4821	CL4820
1999-93	Rear -.....	C4537	C4536	CL4537	CL4536
1992-89	Rear -.....	C4509	C4508	CL4509	CL4508
TAURUS X					
2009-08	Front -.....	C4922A	C4923A	CL4922A	CL4923A
2009-08	Rear -.....	C4946	C4947	CL4946	CL4947
TEMPO					
1994-90	Front -.....	C4201	C4200	CL4201	CL4200
1989-87	Front - 2WD.....	C4201	C4200	CL4201A	CL4200A
1989-87	Front - 4WD.....	C4201	C4200	CL4201	CL4200
1986-84	Front -.....	C4201	C4200	CL4201A	CL4200A
THUNDERBIRD					
2005-02	Front -.....	C4793	C4792	CL4793	CL4792
1997-93	Front - w/ Sport / Special Equipment Pkg.....	C4383C	C4382C	CL4383C	CL4382C
1997-93	Front - Exc. Sport / Special Equipment Pkg.....	C4379	C4378	CL4379	CL4378
1992-89	Front -.....	C4311	C4312	CL4311	CL4312
1988-87	Front - w/ 4 Cylinder Engine.....	C4258	C4257	CL4258	CL4257
1988-87	Front - w/ 6 Cylinder Engine.....	C4203	C4202	CL4203	CL4202
1988-87	Front - w/ 8 Cylinder Engine.....	C4203	C4202	CL4203	CL4202
1986-83	Front -.....	C4203	C4202	CL4203	CL4202
2005-02	Rear -.....	C4812	C4813	CL4812	CL4813
1997-93	Rear -.....	C4539	C4538	CL4539	CL4538
1992-89	Rear -.....	C4316	C4315	CL4316	CL4315
1988-87	Rear -.....	C4509	C4508	CL4509	CL4508
FORD TRUCK					
AEROSTAR					
1997-87	Front - From 3/87.....	C4197	C4196	CL4197	CL4196
BRONCO					
1996-94	Front -.....	C4391	C4390	CL4391	CL4390
1993-86	Front -.....	C4256	C4255	CL4256	CL4255
1993-86	Front - w/ Steel Piston.....	C4256S	C4255S	CL4256S	CL4255S
1985-80	Front -.....	C4149	C4148	CL4149	CL4148

Check Position Of Caliper Prior To Removal Of Old Unit. See Illustration On the inside front cover. If Caliper Is Rear Mounted Then Part Numbers Are Reversed.

YEAR	APPLICATION	SEMI LOADED		LOADED	
		LEFT	RIGHT	LEFT	RIGHT
FORD TRUCK (cont.)					
BRONCO II					
1990-88	Front -	C4197	C4196	CL4197	CL4196
1987	Front - From 10/86.....	C4197	C4196	CL4197	CL4196
1985-84	Front -	C4197	C4196	CL4197	CL4196
E-100, E-150 ECONOLINE (1/2 TON)					
2010-08	Front -	C5073	C5072	CL5073	CL5072
2007-04	Front -	C4937	C4936		
2003-94	Front -	C4391	C4390	CL4391	CL4390
1993-86	Front -	C4256	C4255	CL4256	CL4255
1993-86	Front - w/ Steel Piston.....	C4256S	C4255S	CL4256S	CL4255S
1985-84	Front -	C4149	C4148	CL4149	CL4148
2010-08	Rear -	C5075	C5074	CL5075	CL5074
2007-04	Rear -	C4959	C4958	CL4959	CL4958
E-250 ECONOLINE (3/4 TON)					
2010-08	Front -	C5073	C5072	CL5073	CL5072
2007-99	Front - Front From 5/18/99.....	C4761	C4760	CL4761	CL4760
1999-95	Front - Front Before 5/18/99.....	C4615	C4614	CL4615	CL4614
1994-92	Front - Front.....	C4514	C4513	CL4514	CL4513
1991-89	Front - Front.....	C4352	C4351	CL4352	CL4351
1988-86	Front - Front.....	C4500	C4501	CL4500	CL4501
1985-80	Front - Front.....	C4230	C4229	CL4230	CL4229
1979-77	Front - Front.....	C4224	C4223	CL4224	CL4223
1976	Front - From Serial No. A75,001.....	C4224	C4223	CL4224	CL4223
2010-08	Rear -	C5075	C5074	CL5075	CL5074
2007-05	Rear -	C4749A	C4748A	CL4749A	CL4748A
2004-99	Rear -	C4749	C4748	CL4749	CL4748
E-350 ECONOLINE (1 TON), E-350 SUPER DUTY					
2010-08	Front - E350 Super Duty.....	C5073	C5072	CL5073	CL5072
2007-04	Front - E350 Super Duty.....	C4761	C4760	CL4761	CL4760
2007-99	Front - Front From 5/18/99.....	C4761	C4760	CL4761	CL4760
1999-95	Front - Front Before 5/18/99.....	C4615	C4614	CL4615	CL4614
1994-92	Front -	C4514	C4513	CL4514	CL4513
1991-89	Front -	C4352	C4351	CL4352	CL4351
1988-86	Front -	C4500	C4501	CL4500	CL4501
1985-80	Front -	C4230	C4229	CL4230	CL4229
1979-77	Front -	C4224	C4223	CL4224	CL4223
1976	Front - From Serial No. A75,001.....	C4224	C4223	CL4224	CL4223
2010-08	Rear - E-350 Super Duty.....	C5075	C5074	CL5075	CL5074
2007-05	Rear - E-350 Super Duty.....	C4749A	C4748A	CL4749A	CL4748A
2004-99	Rear - E350 / E350 Super Duty.....	C4749	C4748	CL4749	CL4748
E SUPER DUTY VAN - STRIPPED CHASSIS					
2001-96	Front -	C4615	C4614	CL4615	CL4614
2001-96	Rear -	C4338	C4337	CL4338	CL4337
E-450 SUPER DUTY					
2010-08	Front -	C5073	C5072	CL5073	CL5072
2007-05	Front -	C4761	C4760	CL4761	CL4760
2004-96	Front -	C4615	C4614	CL4615	CL4614
2010-08	Rear -	C5110	C5111		
E-550 SUPER DUTY					
2004-02	Front - Forward Mount.....	C8046	C8047	CL8046	CL8047
EDGE					
2010-07	Front - w/ FWD.....	C5026	C5027	CL5026	CL5027
2010-07	Front - w/ AWD.....	C5026A	C5027A	CL5026A	CL5027A
2010-07	Rear -	C5043	C5042	CL5043	CL5042

Check Position Of Caliper Prior To Removal Of Old Unit. See Illustration On the inside front cover. If Caliper Is Rear Mounted Then Part Numbers Are Reversed.

YEAR	APPLICATION	SEMI LOADED		LOADED	
		LEFT	RIGHT	LEFT	RIGHT
FORD TRUCK (cont.)					
ESCAPE					
2009-07	Front -	C3116	C3117	CL3116	CL3117
2006-05	Front - w/ 2 Wheel Disc.....	C4778	C4779	CL4778	CL4779
2006-05	Front - w/ 4 Wheel Disc.....	C4916	C4917	CL4916	CL4917
2004-01	Front -	C4778	C4779	CL4778	CL4779
2010-05	Rear -	C4943	C4942	CL4943	CL4942
EXCURSION					
2005-00	Front -	C4791	C4790	CL4791	CL4790
2005-00	Rear -	C4753	C4752	CL4753	CL4752
EXPEDITION					
2009-07	Front - Exc. EL.....	C5061	C5060	CL5061	CL5060
2009-07	Front - EL.....	C5061	C5060	CL5061	CL5060
2006-03	Front - From 7/15/02.....	C4829	C4828	CL4829	CL4828
2003	Front - Before 7/15/02.....	C4856	C4857	CL4856	CL4857
2002-97	Front -	C4653	C4652	CL4653	CL4652
2010-07	Rear -	C5049	C5048	CL5049	CL5048
2006-03	Rear -	C4831	C4830	CL4831	CL4830
2002-97	Rear -	C4678	C4679	CL4678	CL4679
EXPLORER					
2010-06	Front -	C4995	C4994	CL4995	CL4994
2005-02	Front -	C4759	C4758	CL4759	CL4758
2001-95	Front -	C4607	C4606	CL4607	CL4606
1994-91	Front -	C4197	C4196	CL4197	CL4196
2010-01	Rear - From 1/2/01.....	C4755	C4754	CL4755	CL4754
2001-95	Rear - Before 1/2/01.....	C4605	C4604	CL4605	CL4604
EXPLORER SPORT TRAC					
2010-07	Front -	C4995	C4994	CL4995	CL4994
2005-03	Front -	C4849	C4848	CL4849	CL4848
2002-01	Front -	C4759	C4758	CL4759A	CL4758A
2010-03	Rear -	C4755	C4754	CL4755	CL4754
2002-01	Rear -	C4605	C4604	CL4605	CL4604
F-100, F-150 PICKUP (1/2 TON)					
2009-06	Front -	C4975	C4974	CL4975	CL4974
2005	Front - From 11/29/04.....	C4975	C4974	CL4975	CL4974
2005-04	Front - New Body Style; Before 11/29/04.....	C4861	C4860	CL4861	CL4860
2004	Front - Exc. Lightning; w/ 2 Wheel Disc; Old Body Style; (7700 lb. GVW).....	C4635	C4634	CL4635	CL4634
2004	Front - Lightning; Old Body Style; (7700 lb. GVW).....	C4653	C4652	CL4653	CL4652
2004	Front - Exc. Lightning; w/ 4 Wheel Disc; Old Body Style; (7700 lb. GVW).....	C4751	C4750	CL4751	CL4750
2003-00	Front - Exc. Lightning; w/ 2 Wheel Disc; (7700 lb. GVW)	C4635	C4634	CL4635	CL4634
2003-00	Front - Exc. Lightning; w/ 4 Wheel Disc; (7700 lb. GVW)	C4751	C4750	CL4751	CL4750
2003-00	Front - Lightning; w/ 2 Wheel Disc; (7700 lb. GVW)....	C4653	C4652	CL4653	CL4652
1999	Front - w/ 2 Wheel Disc; Exc. Lightning Model.....	C4635	C4634	CL4635	CL4634
1999	Front - Lightning; 2 Wheel Disc.....	C4653	C4652	CL4653	CL4652
1999	Front - Exc. Lightning; w/ 4 Wheel Disc.....	C4751	C4750	CL4751	CL4750
1998-97	Front - w/ 2 Wheel Disc.....	C4635	C4634	CL4635	CL4634
1998-97	Front - w/ 4 Wheel Disc.....	C4751	C4750	CL4751	CL4750
1996	Front - w/ Single Piston ; Early.....	C4391	C4390	CL4391	CL4390
1996	Front - w/ Dual Piston; Late.....	C4635	C4634	CL4635	CL4634
1995-94	Front -	C4391	C4390	CL4391	CL4390
1993-86	Front -	C4256	C4255	CL4256	CL4255
1993-86	Front - w/ Steel Piston.....	C4256S	C4255S	CL4256S	CL4255S
1985-84	Front -	C4149	C4148	CL4149	CL4148
1983-80	Front - F150.....	C4149	C4148	CL4149	CL4148
1983-80	Front - F100; w/ 5000-5150 lb. GVW; (Heavy Duty)....	C4149	C4148	CL4149	CL4148
1983-80	Front - F100; w/ Manual Brakes.....	C4149	C4148	CL4149	CL4148
2009-04	Rear - New Body Style.....	C4859	C4858	CL4859	CL4858
2004	Rear - Old Body Style.....	C4678	C4679	CL4678	CL4679

Check Position Of Caliper Prior To Removal Of Old Unit. See Illustration On the inside front cover. If Caliper Is Rear Mounted Then Part Numbers Are Reversed.

YEAR	APPLICATION	SEMI LOADED		LOADED	
		LEFT	RIGHT	LEFT	RIGHT
FORD TRUCK (cont.)					
F-100, F-150 PICKUP (1/2 TON) (cont.)					
2003-97	Rear -	C4678	C4679	CL4678	CL4679
F-250 PICKUP (3/4 TON)					
1999-98	Front -	C4653	C4652	CL4653	CL4652
1997	Front - Over 8500 lbs. GVW.....	C4615	C4614	CL4615	CL4614
1997	Front - Under 8500 lbs. GVW.....	C4653	C4652	CL4653	CL4652
1996-95	Front -	C4615	C4614	CL4615	CL4614
1994-89	Front -	C4352	C4351	CL4352	CL4351
1988-86	Front -	C4500	C4501	CL4500	CL4501
1985-80	Front - w/ Single Piston Caliper.....	C4149	C4148	CL4149	CL4148
1985-80	Front - w/ Dual Piston Caliper.....	C4230	C4229	CL4230	CL4229
1979-77	Front - w/ Dual Piston Caliper.....	C4224	C4223	CL4224	CL4223
1976	Front - w/ Dual Piston; (From Serial No. A75,001).....	C4224	C4223	CL4224	CL4223
1999-98	Rear -	C4678	C4679	CL4678	CL4679
1997	Rear - Rear under 8500 lbs. GVW.....	C4678	C4679	CL4678	CL4679
F-350 PICKUP (1 TON)					
1997-95	Front -	C4615	C4614	CL4615	CL4614
1994-89	Front -	C4352	C4351	CL4352	CL4351
1988-86	Front -	C4500	C4501	CL4500	CL4501
1985-80	Front -	C4230	C4229	CL4230	CL4229
1979-77	Front -	C4224	C4223	CL4224	CL4223
1976	Front - From Serial No. A75,001.....	C4224	C4223	CL4224	CL4223
F-250 SUPER DUTY					
2010-05	Front - F250 Super Duty; w/ Single Rear Wheels.....	C5023	C5022	CL5023	CL5022
2010-05	Front - F250 Super Duty; w/ Dual Rear Wheels.....	C4997	C4996	CL4997	CL4996
2004-99	Front - F250 Super Duty.....	C4791	C4790	CL4791	CL4790
2010-08	Rear - F250 Super Duty; w/ Single Rear Wheels.....	C5077	C5076	CL5077	CL5076
2010-05	Rear - F250 Super Duty; w/ Dual Rear Wheels.....	C5029	C5028	CL5029	CL5028
2007-05	Rear - F250 Super Duty; w/ Single Rear Wheels.....	C4921	C4920	CL4921	CL4920
2004-00	Rear - F250 Super Duty; From 12/20/99.....	C4753	C4752	CL4753	CL4752
2000-99	Rear - F250 Super Duty; Before 12/20/99.....	C4690	C4690	CL4690	CL4690
F-350 SUPER DUTY					
2010-05	Front - F350 Super Duty; w/ Single Rear Wheels.....	C5023	C5022	CL5023	CL5022
2010-05	Front - F350 Super Duty; w/ Dual Rear Wheels.....	C4997	C4996	CL4997	CL4996
2004-99	Front - F350 Super Duty.....	C4791	C4790	CL4791	CL4790
2010-08	Rear - F350 Super Duty; w/ Single Rear Wheels.....	C5077	C5076	CL5077	CL5076
2010-05	Rear - F350 Super Duty; w/ Dual Rear Wheels.....	C5029	C5028	CL5029	CL5028
2007-05	Rear - F350 Super Duty; w/ Single Rear Wheels.....	C4921	C4920	CL4921	CL4920
2004-00	Rear - F350 Super Duty; From 12/20/99.....	C4753	C4752	CL4753	CL4752
2000-99	Rear - F350 Super Duty; Before 12/20/99.....	C4690	C4690	CL4690	CL4690
F-450 SUPER DUTY					
2010-05	Front - F450 Super Duty.....	C8047B	C8046B	CL8047B	CL8046B
2004-99	Front - F450 Super Duty.....	C8046	C8047	CL8046	CL8047
2010-05	Rear - F450 Super Duty.....	C8047B	C8046B	CL8047B	CL8046B
2004-99	Rear - F450 Super Duty; From 6/15/98.....	C8046	C8047	CL8046	CL8047
1999	Rear - F450 Super Duty; Before 6/15/98.....	C8046	C8046	CL8046	CL8046
F-550 SUPER DUTY					
2010-05	Front - F550 Super Duty.....	C8047B	C8046B	CL8047B	CL8046B
2004-99	Front - F550 Super Duty.....	C8046	C8047	CL8046	CL8047
2010-05	Rear - F550 Super Duty.....	C8047B	C8046B	CL8047B	CL8046B
2004-99	Rear - F550 Super Duty; From 6/15/98.....	C8046	C8047	CL8046	CL8047
1999	Rear - F550 Super Duty; Before 6/15/98.....	C8046	C8046	CL8046	CL8046
F53 STRIPPED CHASSIS					
2007-99	Front - F53 Stripped Chassis; Rear Mount.....	C8047	C8046	CL8047	CL8046
2007-99	Front - F53 Stripped Chassis; Forward Mount.....	C8046	C8047	CL8046	CL8047
1997-88	Front - F53 Stripped Chassis.....	C4338	C4337	CL4338	CL4337
2008-05	Rear - F53 Stripped Chassis.....	C8046	C8046	CL8046	CL8046
2004-99	Rear - F53 Stripped Chassis; From 6/15/98.....	C8046	C8047	CL8046	CL8047

Check Position Of Caliper Prior To Removal Of Old Unit. See Illustration On the inside front cover. If Caliper Is Rear Mounted Then Part Numbers Are Reversed.

YEAR	APPLICATION	SEMI LOADED		LOADED	
		LEFT	RIGHT	LEFT	RIGHT
FORD TRUCK (cont.)					
F53 STRIPPED CHASSIS (cont.)					
1999	Rear - F53 Stripped Chassis; Before 6/15/98.....	C8046	C8046	CL8046	CL8046
1997-88	Rear - F53 Stripped Chassis.....	C4338	C4337	CL4338	CL4337
F59 STRIPPED CHASSIS					
1997-88	Front - F59 Stripped Chassis.....	C4338	C4337	CL4338	CL4337
1997-88	Rear - F59 Stripped Chassis.....	C4338	C4337	CL4338	CL4337
FREESTAR					
2007-04	Front -	C4960	C4961	CL4960	CL4961
2007-04	Rear -	C4909	C4908	CL4909	CL4908
FREESTYLE					
2007-05	Front -	C4922	C4923	CL4922	CL4923
2007-05	Rear -	C4946	C4947	CL4946	CL4947
RANGER					
2010-03	Front -	C4759	C4758	CL4759	CL4758
2002-98	Front -	C4607	C4606	CL4607	CL4606
1997-95	Front - 2WD.....	C4607A	C4606A	CL4607A	CL4606A
1997-95	Front - 4WD.....	C4607	C4606	CL4607	CL4606
1994-88	Front -	C4197	C4196	CL4197	CL4196
1987	Front - From 10/86.....	C4197	C4196	CL4197	CL4196
1985-83	Front -	C4197	C4196	CL4197	CL4196
2002-98	Rear - Electric Powered Vehicle.....	C4605	C4604	CL4605	CL4604
WINDSTAR					
2003-99	Front -	C4732	C4733	CL4732	CL4733
1998-95	Front -	C4612	C4613	CL4612	CL4613
2003-95	Rear -	C4609	C4608	CL4609	CL4608
FORD TRUCK - MED. DUTY					
B600, B6000					
1996-90	Front - w/ 2.88" Piston; Dayton Caliper.....	C8005	C8005	CL8005	CL8005
1996-84	Front - w/ 2.50" Piston; Dayton Caliper.....	C8004	C8004	CL8004	CL8004
B700, B7000					
1996-84	Front - w/ 2.88" Piston; Dayton Caliper.....	C8005	C8005	CL8005	CL8005
1996-84	Front - w/ 2.50" Piston; Dayton Caliper.....	C8004	C8004	CL8004	CL8004
B800, B8000					
1998-95	Front - w/ 2.88" Piston; Dayton Caliper.....	C8005	C8005	CL8005	CL8005
C600					
1990-84	Front - w/ 2.50" Piston; Dayton Caliper.....	C8004	C8004	CL8004	CL8004
C700, C7000					
1990-84	Front - w/ 2.88" Piston; Dayton Caliper.....	C8005	C8005	CL8005	CL8005
1990-84	Front - w/ 2.50" Piston; Dayton Caliper.....	C8004	C8004	CL8004	CL8004
C800, C8000					
1990-84	Front - w/ 2.88" Piston; Dayton Caliper.....	C8005	C8005	CL8005	CL8005
1990-84	Front - w/ 2.50" Piston; Dayton Caliper.....	C8004	C8004	CL8004	CL8004
1982-79	Front - w/ Kelsey-Hayes; w/ Dual Piston Caliper.....	C8006	C8006	CL8006	CL8006
C900, C9000					
1990-84	Front - w/ 2.88" Piston; Dayton Caliper.....	C8005	C8005	CL8005	CL8005
1982-79	Front - w/ Kelsey-Hayes; w/ Dual Piston Caliper.....	C8006	C8006	CL8006	CL8006
CT800, CT8000					
1982-75	Front - w/ Kelsey-Hayes; w/ Dual Piston Caliper.....	C8006	C8006	CL8006	CL8006
CT900					
1978-75	Front - w/ Kelsey-Hayes; w/ Dual Piston Caliper.....	C8006	C8006	CL8006	CL8006

Check Position Of Caliper Prior To Removal Of Old Unit. See Illustration On the inside front cover. If Caliper Is Rear Mounted Then Part Numbers Are Reversed.

YEAR	APPLICATION	SEMI LOADED		LOADED	
		LEFT	RIGHT	LEFT	RIGHT
FORD TRUCK - MED. DUTY (cont.)					
F, FT800, FT8000					
1999-84	Front - w/ 2.88" Piston; Dayton Caliper.....	C8005	C8005	CL8005	CL8005
1999-84	Front - w/ 2.50" Piston; Dayton Caliper.....	C8004	C8004	CL8004	CL8004
F, FT900, FT9000					
1996-83	Front - w/ 2.88" Piston; Dayton Caliper.....	C8005	C8005	CL8005	CL8005
F600, F6000					
1997-90	Front - w/ Kelsey-Hayes; w/ Dual Piston Caliper.....	C8006	C8006	CL8006	CL8006
1997-84	Front - w/ 2.50" Piston; Dayton Caliper.....	C8004	C8004	CL8004	CL8004
F650					
2008-04	Front & Rear - w/ Bosch Caliper; w/ 66mm Piston; w/ Casting #4153269.....	C8056	C8056	CL8056	CL8056
2008-04	Front & Rear - w/ Bosch Caliper; w/ 73mm Piston; w/ Casting #4153222.....	C8058	C8058	CL8058	CL8058
2003-00	Front - w/ Casting #602 or #603, 4 Piston Dayton Caliper.....	C8053	C8052	CL8053	CL8052
2003-00	Front - w/ Casting #595.....	C8051	C8050	CL8051	CL8050
2003-00	Rear -	C8051	C8050	CL8051	CL8050
F700, F7000					
1998-84	Front - w/ 2.88" Piston; Dayton Caliper.....	C8005	C8005	CL8005	CL8005
1998-84	Front - w/ 2.50" Piston; Dayton Caliper.....	C8004	C8004	CL8004	CL8004
1997-90	Front - w/ Kelsey-Hayes; w/ Dual Piston Caliper.....	C8006	C8006	CL8006	CL8006
F750					
2008-04	Front & Rear - w/ Bosch Caliper; w/ 73mm Piston; w/ Casting #4153222.....	C8056	C8056	CL8056	CL8056
2003-00	Front - w/ Casting #602 or #603, 4 Piston Dayton Caliper.....	C8053	C8052	CL8053	CL8052
2003-00	Front - w/ Casting #595.....	C8051	C8050	CL8051	CL8050
2003-00	Rear -	C8051	C8050	CL8051	CL8050
LCF450, LCF550					
2008-06	Front - LCF450; LCF550.....	C8047B	C8046B	CL8047B	CL8046B
2008-06	Rear - LCF450; LCF550.....	C8047B	C8046B	CL8047B	CL8046B
L, LN800, LN8000					
1997-90	Front - w/ Kelsey-Hayes; w/ Dual Piston Caliper.....	C8006	C8006	CL8006	CL8006
1997-84	Front - w/ 2.88" Piston; Dayton Caliper.....	C8005	C8005	CL8005	CL8005
1997-84	Front - w/ 2.50" Piston; Dayton Caliper.....	C8004	C8004	CL8004	CL8004
L, LN900, 9000					
1997-90	Front - w/ Kelsey-Hayes; w/ Dual Piston Caliper.....	C8006	C8006	CL8006	CL8006
1997-84	Front - w/ 2.88" Piston; Dayton Caliper.....	C8005	C8005	CL8005	CL8005
1983-75	Front - w/ Kelsey-Hayes; w/ Dual Piston Caliper.....	C8006	C8006	CL8006	CL8006
LN600					
1990-84	Front - w/ 2.88" Piston; Dayton Caliper.....	C8005	C8005	CL8005	CL8005
1990-84	Front - w/ 2.50" Piston; Dayton Caliper.....	C8004	C8004	CL8004	CL8004
LN700, LN7000					
1997-84	Front - w/ 2.88" Piston; Dayton Caliper.....	C8005	C8005	CL8005	CL8005
1997-84	Front - w/ 2.50" Piston; Dayton Caliper.....	C8004	C8004	CL8004	CL8004
LNT, LT, LTS800, LTS880, LTS8000					
1997-84	Front - w/ 2.88" Piston; Dayton Caliper.....	C8005	C8005	CL8005	CL8005
1997-84	Front - w/ 2.50" Piston; Dayton Caliper.....	C8004	C8004	CL8004	CL8004
1997-75	Front - w/ Kelsey-Hayes; w/ Dual Piston Caliper.....	C8006	C8006	CL8006	CL8006
LNT, LT, LTS900, LTS9000					
1994-84	Front - w/ 2.88" Piston; Dayton Caliper.....	C8005	C8005	CL8005	CL8005
1989-75	Front - w/ Kelsey-Hayes; w/ Dual Piston Caliper.....	C8006	C8006	CL8006	CL8006

Check Position Of Caliper Prior To Removal Of Old
Unit. See Illustration On the inside front cover. If Caliper Is Rear
Mounted Then Part Numbers Are Reversed.

YEAR	APPLICATION	SEMI LOADED		LOADED	
		LEFT	RIGHT	LEFT	RIGHT
FORD TRUCK - MED. DUTY (cont.)					
LTL900, LTL9000					
1994-84	Front - w/ 2.88" Piston; Dayton Caliper.....	C8005	C8005	CL8005	CL8005
1989-75	Front - w/ Kelsey-Hayes; w/ Dual Piston Caliper.....	C8006	C8006	CL8006	CL8006
LTS800, LTS900					
1989-80	Front - w/ Kelsey-Hayes; w/ Dual Piston Caliper.....	C8006	C8006	CL8006	CL8006
FREIGHTLINER TRUCKS					
MB50, MB60, MB70					
1994-92	Front & Rear - w/ 2.88" Piston Bendix Caliper.....	C8000	C8000	CL8000	CL8000
1994-92	Front & Rear - w/ 2.60" Piston; Bendix Caliper.....	C8001	C8001	CL8001	CL8001
FL50, FL60, FL70					
2004-92	Front & Rear - w/ 2.88" Piston Bendix Caliper.....	C8000	C8000	CL8000	CL8000
2004-92	Front & Rear - w/ 2.60" Piston; Bendix Caliper.....	C8001	C8001	CL8001	CL8001
GEO					
METRO (2002-1998 See Chevrolet Metro)					
1997-95	Front -	C2004	C2005	CL2004	CL2005
1994	Front - w/o Performance Pkg.....	C1323	C1322	CL1323	CL1322
1994	Front - w/ Performance Pkg.; (Canada).....	C1539	C1538	CL1539	CL1538
1993-90	Front - Convertible.....	C1539	C1538	CL1539	CL1538
1993-90	Front - Hatchback; Exc. Performance Package.....	C1323	C1322	CL1323	CL1322
1993-90	Front - Hatchback; w/ Performance Pkg.; (Canada)....	C1539	C1538	CL1539	CL1538
1989	Front - w/o Performance Pkg.....	C1323	C1322	CL1323	CL1322
1989	Front - w/ Performance Pkg.; (Canada).....	C1539	C1538	CL1539	CL1538
PRIZM (2002-1998 See Chevrolet Prizm)					
1997-93	Front -	C1590	C1591	CL1590	CL1591
1992-91	Front - GSi.....	C1037A	C1036A	CL1037A	CL1036A
1992-91	Front - Exc. GSi.....	C1009	C1008	CL1009	CL1008
1990	Front - Exc. GSi; To Vin # LZ090310; Casting #54-18	C1009	C1008	CL1009	CL1008
1990	Front - Exc. GSi; From Vin # LZ090311; Casting #51-18	C1421	C1420	CL1421	CL1420
1990	Front - GSi.....	C1037A	C1036A	CL1037A	CL1036A
1989	Front -	C1009	C1008	CL1009	CL1008
1992-90	Rear -	C995	C994	CL995	CL994
STORM					
1993-90	Front -	C1417	C1416	CL1417	CL1416
GEO TRUCK					
TRACKER (1998-2004 See Chevrolet Truck)					
1997-96	Front - 2 Dr.....	C1213	C1212	CL1213	CL1212
1997-96	Front - 4 Dr.....	C1487	C1486	CL1487	CL1486
1995-89	Front -	C1213	C1212	CL1213	CL1212
GMC TRUCK					
ACADIA					
2010-07	Front - Front.....	C5004B	C5005B	CL5004B	CL5005B
2010-07	Rear -	C5059	C5058	CL5059	CL5058
CABALLERO					
1987-78	Front -	C4072	C4071	CL4072	CL4071
CANYON					
2010-09	Front -	C5005C	C5004C	CL5005C	CL5004C
2008-04	Front -	C4939	C4938	CL4939	CL4938
C15, C1500 PICKUP/CAB & CHASSIS (1/2 TON - 2WD)					
1999	Front - w/ 5.0L or 5.7L Engine; Single Piston Caliper.	C4300	C4299	CL4300	CL4299
1999	Front - w/ 4.3L; 4.8L; or 5.3L Engines; Dual Piston Caliper.....	C4729	C4728	CL4729	CL4728
1998-92	Front -	C4300	C4299	CL4300	CL4299
1991-88	Front - w/ Standard Cab; Exc. HD Chassis; (2-1/2" Piston).....	C4302	C4301	CL4302	CL4301

Check Position Of Caliper Prior To Removal Of Old
Unit. See Illustration On the inside front cover. If Caliper Is Rear
Mounted Then Part Numbers Are Reversed.

YEAR	APPLICATION	SEMI LOADED		LOADED	
		LEFT	RIGHT	LEFT	RIGHT
GMC TRUCK (cont.)					
C15, C1500 PICKUP/CAB & CHASSIS (1/2 TON - 2WD) (cont.)					
1991-88	Front - w/ Standard Cab; w/ HD Chassis; (2-15/16" Piston).....	C4300	C4299	CL4300	CL4299
1991-88	Front - w/ Extended Cab; (2-15/16" Piston).....	C4300	C4299	CL4300	CL4299
1986-81	Front - w/ JB1; w/ JB3 Brake Systems.....	C4021	C4020	CL4021	CL4020
1986-79	Front - w/ JB5; JD3; JD5 Brake Systems.....	C4127	C4126	CL4127	CL4126
1980-79	Front -	C4127	C4126	CL4127	CL4126
1978-72	Front -	C4036	C4035	CL4036	CL4035
C25, C2500 PICKUP/CAB & CHASSIS (3/4 TON - 2WD)					
2000-99	Front - w/ 5.3L or 6.0L Engine; w/ Dual Piston Caliper	C4731	C4730	CL4731	CL4730
2000-99	Front - w/ 5.0L; 5.7L; 6.5L; 7.4L Engines; w/ 8,600 lb. GVW (Single Piston Caliper).....	C4298	C4297	CL4298	CL4297
1998-89	Front - w/ 7,200 lb. GVW (2-15/16" Piston).....	C4300	C4299	CL4300	CL4299
1998-89	Front - w/ 8,600 lb. GVW (3-5/32" Piston).....	C4298	C4297	CL4298	CL4297
1988	Front -	C4300	C4299	CL4300	CL4299
1987	Front - w/ JB7; w/ JD7 Brake Systems.....	C4123	C4122	CL4123	CL4122
1987	Front - w/ JB6; w/ JD6; Brake Systems.....	C4127	C4126	CL4127	CL4126
1986-79	Front - w/ JB7; w/ JD7; Brake System (3-5/32" Piston)	C4123	C4122	CL4123	CL4122
1986-79	Front - w/ JB6; w/ JD6; Brake System (2-15/16" Piston)	C4127	C4126	CL4127	CL4126
1978-72	Front -	C4036	C4035	CL4036	CL4035
C35, C3500 PICKUP/CAB & CHASSIS (1 TON - 2WD)					
2002-01	Front - w/ 6.5L and 8.1L Engines.....	C4167	C4166	CL4167A	CL4166A
2000-98	Front - w/ 4 Wheel Disc.....	C4167	C4166	CL4167A	CL4166A
2000-98	Front - 2 Wheel Disc; w/ Single Rear Wheels.....	C4298	C4297	CL4298	CL4297
2000-98	Front - 2 Wheel Disc; w/ Dual Rear Wheels.....	C4348	C4347	CL4348	CL4347
1997-95	Front - 2 Wheel Disc; w/ Single Rear Wheels.....	C4298	C4297	CL4298	CL4297
1997-95	Front - 2 Wheel Disc; w/ Dual Rear Wheels.....	C4348	C4347	CL4348	CL4347
1997-94	Front - w/ 4 Wheel Disc.....	C4167	C4166	CL4167A	CL4166A
1994-91	Front -	C4348	C4347	CL4348	CL4347
1994-91	Front - 2 Wheel Disc; w/ Single Rear Wheels.....	C4298	C4297	CL4298	CL4297
1993-91	Front - w/ 4 Wheel Disc.....	C4167	C4166	CL4167	CL4166
1990	Front - w/ Dual Rear Wheels.....	C4348	C4347	CL4348	CL4347
1990	Front - w/ Single Rear Wheels.....	C4298	C4297	CL4298	CL4297
1989-88	Front -	C4298	C4297	CL4298	CL4297
1987	Front -	C4167	C4166	CL4167	CL4166
1986-80	Front - w/ Slide Type Caliper.....	C4167	C4166	CL4167	CL4166
1986-80	Front - w/ Vacuum-Boost; Pin Type Caliper.....	C4123	C4122	CL4123	CL4122
1979	Front - w/ JB7; w/ JD7; Brake System (3-5/32" Piston)	C4123	C4122	CL4123	CL4122
1979	Front - w/ JB8; Slide Type Caliper (3-3/8" Piston).....	C4167	C4166	CL4167	CL4166
1978-71	Front - w/ JB8; Slide Type Caliper (3-3/8" Piston).....	C4088	C4087	CL4088B	CL4087B
1978-71	Front - w/ JB7; w/ JD7; Brake Systems (2-15/16" Piston)	C4036	C4035	CL4036	CL4035
2002	Rear - w/ 6.5L and 8.1L Engines.....	C4167	C4166	CL4167A	CL4166A
2001	Rear - w/ 6.5L and 8.1L Engines; Cab & Chassis; Exc. Wrecker Pkg.....	C4167	C4166	CL4167A	CL4166A
2001	Rear - w/ 6.5L and 8.1L Engines; Cab & Chassis; w/ Wrecker Pkg.....	C8044	C8044	CL8044	CL8044
2000-98	Rear - w/ Wrecker Package.....	C8044	C8044	CL8044	CL8044
2000-98	Rear - Exc. Wrecker Package.....	C4167	C4166	CL4167A	CL4166A
1997-95	Rear - Exc. Wrecker Package.....	C4167	C4166	CL4167A	CL4166A
1997-95	Rear - w/ Wrecker Package; w/ Casting #452828N....	C8044	C8044	CL8044	CL8044
1994	Rear -	C4167	C4166	CL4167A	CL4166A
1993-91	Rear -	C4167	C4166	CL4167	CL4166
ENVOY, JIMMY ENVOY					
2009-06	Front - 6 Cylinder Engine.....	C5004A	C5005A	CL5004A	CL5005A
2009-06	Front - 8 Cylinder Engine.....	C5004	C5005	CL5004	CL5005
2005-04	Front - 6 Cylinder Engine; w/ 113" Wheelbase.....	C4798A	C4799A	CL4798A	CL4799A
2005-04	Front - 8 Cylinder Engine; w/ 113" Wheelbase.....	C4798	C4799	CL4798	CL4799
2005-04	Front - 8 Cylinder Engine; w/ 129" Wheelbase.....	C4798	C4799	CL4798	CL4799
2003	Front - w/ 129" wheelbase.....	C4798	C4799	CL4798	CL4799
2003-02	Front - w/ 113" wheelbase.....	C4798A	C4799A	CL4798A	CL4799A

Check Position Of Caliper Prior To Removal Of Old Unit. See Illustration On the inside front cover. If Caliper Is Rear Mounted Then Part Numbers Are Reversed.

YEAR	APPLICATION	SEMI LOADED		LOADED	
		LEFT	RIGHT	LEFT	RIGHT
GMC TRUCK (cont.)					
ENVOY, JIMMY ENVOY (cont.)					
2002	Front - w/ 129" wheelbase.....	C4798	C4799	CL4798	CL4799
2001-98	Front -	C4695	C4694	CL4695	CL4694
2009-02	Rear -	C4804	C4805	CL4804	CL4805
2001-98	Rear - w/ 4WD.....	C4712	C4713	CL4712	CL4713
2001-98	Rear - w/ 2WD.....	C4713	C4712	CL4713	CL4712
G35, G3500 VAN (1 TON)					
1996	Front - w/ JB7; w/ JD7 Brake Systems.....	C4123	C4122	CL4123	CL4122
1996	Front - w/ JB8 Brake System.....	C4167	C4166	CL4167	CL4166
G15, G1500 VAN (1/2 TON)					
1995-79	Front -	C4127	C4126	CL4127	CL4126
G25, G2500 VAN (3/4 TON)					
1995-79	Front -	C4127	C4126	CL4127	CL4126
G35, G3500 VAN (1 TON)					
1995-79	Front - w/ JB8; Slide Type Caliper (3-3/8" Piston).....	C4167	C4166	CL4167	CL4166
1995-79	Front - w/ JB7; w/ JD7; Brake System; Pin Type (3-5/32" Piston).....	C4123	C4122	CL4123	CL4122
G15, G1500 VAN (1/2 TON)					
1978-74	Front -	C4036	C4035	CL4036	CL4035
G25, G2500 VAN (3/4 TON)					
1978-72	Front -	C4036	C4035	CL4036	CL4035
G35, G3500 VAN (1 TON)					
1978-71	Front - w/ JB7; w/ JD7; Brake Systems (2-15/16" Piston)	C4036	C4035	CL4036	CL4035
1978-71	Front - w/ JB8 Brake System (3-3/8" Piston).....	C4088	C4087	CL4088B	CL4087B
JIMMY (Full Size)					
1991-83	Front -	C4209	C4208	CL4209	CL4208
1982-81	Front - 2WD.....	C4127	C4126	CL4127	CL4126
1982-81	Front - 4WD.....	C4209	C4208	CL4209	CL4208
1980-79	Front - 2WD.....	C4127	C4126	CL4127	CL4126
1978-72	Front - 2WD.....	C4036	C4035	CL4036	CL4035
K25, K2500, PICKUP/CAB & CHASSIS (3/4 TON - 4WD)					
2000-99	Front - w/ 5.0L; 5.7L; 6.5L; 7.4L Engines; w/ 8,600 lb. GVW; w/ Single Piston Caliper.....	C4298	C4297	CL4298	CL4297
K35, K3500 PICKUP/CAB & CHASSIS (1 TON - 4WD)					
2000-90	Front - w/ Dual Rear Wheels.....	C4348	C4347	CL4348	CL4347
2000-90	Front - w/ Single Rear Wheels.....	C4298	C4297	CL4298	CL4297
K15, K1500 PICKUP/CAB & CHASSIS (1/2 TON - 4WD)					
1999	Front - w/ 5.0L or 5.7L Engine; Single Piston Caliper.	C4300	C4299	CL4300	CL4299
1998-92	Front -	C4300	C4299	CL4300	CL4299
K25, K2500, PICKUP/CAB & CHASSIS (3/4 TON - 4WD)					
1998-89	Front - w/ 7200 lb. GVW; (2-15/16" Piston).....	C4300	C4299	CL4300	CL4299
1998-89	Front - w/ 8600 lb. GVW (3-5/32" Piston).....	C4298	C4297	CL4298	CL4297
K15, K1500 PICKUP/CAB & CHASSIS (1/2 TON - 4WD)					
1991-88	Front - HD Chassis; Extended Cab; (2-15/16" Piston)	C4300	C4299	CL4300	CL4299
1991-88	Front - Exc. HD Chassis; Extended Cab; (2-1/2" Piston)	C4302	C4301	CL4302	CL4301
K35, K3500 PICKUP/CAB & CHASSIS (1 TON - 4WD)					
1989-88	Front -	C4298	C4297	CL4298	CL4297
K25, K2500, PICKUP/CAB & CHASSIS (3/4 TON - 4WD)					
1988	Front -	C4300	C4299	CL4300	CL4299
K15, K1500 PICKUP/CAB & CHASSIS (1/2 TON - 4WD)					
1986-81	Front -	C4209	C4208	CL4209	CL4208

Check Position Of Caliper Prior To Removal Of Old Unit. See Illustration On the inside front cover. If Caliper Is Rear Mounted Then Part Numbers Are Reversed.

YEAR	APPLICATION	SEMI LOADED		LOADED	
		LEFT	RIGHT	LEFT	RIGHT
GMC TRUCK (cont.)					
K25, K2500, PICKUP/CAB & CHASSIS (3/4 TON - 4WD)					
1986-81	Front - w/ JB7; w/ JD7; Brake System (3-5/32" Piston)	C4123	C4122	CL4123	CL4122
1986-81	Front - w/ JB6; w/ JD6; Brake System (2-15/16" Piston)	C4209	C4208	CL4209	CL4208
K35, K3500 PICKUP/CAB & CHASSIS (1 TON - 4WD)					
1986-79	Front -	C4167	C4166	CL4167	CL4166
K25, K2500, PICKUP/CAB & CHASSIS (3/4 TON - 4WD)					
1980-79	Front - w/ JB7 Brake System (3-5/32" Piston).....	C4123	C4122	CL4123	CL4122
K35, K3500 PICKUP/CAB & CHASSIS (1 TON - 4WD)					
1978-77	Front -	C4088	C4087	CL4088B	CL4087B
P15, P1500 VAN (1/2 TON)					
1981-79	Front -	C4127	C4126	CL4127	CL4126
1978-72	Front -	C4036	C4035	CL4036	CL4035
P25, P2500 VAN (3/4 TON)					
1989-79	Front - w/ JB7; w/ JD7; Brake System (3-5/32" Piston)	C4123	C4122	CL4123	CL4122
1989-79	Front - w/ JB6; w/ JD6; Brake System (2-15/16" Piston)	C4127	C4126	CL4127	CL4126
1978-72	Front -	C4036	C4035	CL4036	CL4035
P35, P3500 VAN (1 TON - Includes Motor Home Chassis)					
1999-97	Front - w/ 2 Wheel Disc.....	C4167	C4166	CL4167	CL4166
1999-97	Front - w/ 4 Wheel Disc.....	C8044	C8044	CL8044	CL8044
1996-94	Front -	C4167	C4166	CL4167	CL4166
1993-79	Front - w/ JB7; w/ JD7; Pin Type Caliper (3-5/32" Piston)	C4123	C4122	CL4123	CL4122
1993-79	Front - w/ JB8; Slide Type Caliper (3-3/8" Piston).....	C4167	C4166	CL4167	CL4166
1993-79	Front - w/ JF9 Brake System; w/ 4 Wheel Disc.....	C4167	C4166	CL4167	CL4166
1978-77	Front - w/ JB7; w/ JD7; Pin Type Caliper (3-5/32" Piston)	C4036	C4035	CL4036	CL4035
1978-77	Front - w/ JB8; Slide Type Caliper (3-3/8" Piston).....	C4088	C4087	CL4088B	CL4087B
1978-77	Front - w/ JF9 Brake System; w/ 4 Wheel Disc.....	C4088	C4087	CL4088B	CL4087B
1976-71	Front - w/ JB7; w/ JD7; Pin Type Caliper (3-5/32" Piston)	C4036	C4035	CL4036	CL4035
1976-71	Front - w/ JB8; w/ JB9 Slide Type Caliper (3-3/8" Piston).....	C4088	C4087	CL4088B	CL4087B
1999-97	Rear -	C8044	C8044	CL8044	CL8044
1996-94	Rear -	C4167	C4166	CL4167	CL4166
1993-79	Rear - w/ JF9 Brake System; w/ 4 Wheel Disc.....	C4167	C4166	CL4167	CL4166
1978-77	Rear - w/ JF9 Brake System; w/ 4 Wheel Disc.....	C4088	C4087	CL4088B	CL4087B
R1500 PICKUP (1/2 TON - 2WD)					
1987	Front - w/ JB1; w/ JB3 Brake Systems.....	C4021	C4020	CL4021	CL4020
1987	Front - w/ JB5; w/ JD5 Brake Systems.....	C4127	C4126	CL4127	CL4126
R2500 PICKUP/CAB & CHASSIS (3/4 TON - 2WD)					
1989	Front -	C4123	C4122	CL4123	CL4122
1988-87	Front - w/ JB7; w/ JD7; Brake System (3-5/32" Piston)	C4123	C4122	CL4123	CL4122
1988-87	Front - w/ JB6; w/ JD6; Brake System (2-15/16" Piston)	C4127	C4126	CL4127	CL4126
R3500 PICKUP/CAB & CHASSIS (1 TON - 2WD)					
1991-87	Front -	C4167	C4166	CL4167	CL4166
S SERIES - PICKUP (Includes S-15 Jimmy and Sonoma)					
2004	Front -	C4695	C4694	CL4695	CL4694
2003	Front - 2WD.....	C4072	C4071	CL4072	CL4071
2003	Front - 4WD.....	C4695	C4694	CL4695	CL4694
2002-98	Front - 2WD.....	C4072	C4071	CL4072	CL4071
2002-98	Front - 4WD.....	C4695	C4694	CL4695	CL4694
1997-83	Front - 2WD.....	C4072	C4071	CL4072	CL4071
1997-83	Front - 4WD.....	C4129	C4128	CL4129	CL4128
1982	Front -	C4072	C4071	CL4072	CL4071
2004	Rear - 4WD.....	C4712	C4713	CL4712	CL4713
2003	Rear - 4WD.....	C4712	C4713	CL4712	CL4713
2003	Rear - 2WD (ZR2) w/ Higher Wider Pkg.....	C4712	C4713	CL4712	CL4713
2003	Rear - 2WD; Exc. (ZR2) w/ Higher Wider Pkg.....	C4713	C4712	CL4713	CL4712
2002-98	Rear - 2WD.....	C4713	C4712	CL4713	CL4712
2002-98	Rear - 4WD.....	C4712	C4713	CL4712	CL4713

Check Position Of Caliper Prior To Removal Of Old Unit. See Illustration On the inside front cover. If Caliper Is Rear Mounted Then Part Numbers Are Reversed.

YEAR	APPLICATION	SEMI LOADED		LOADED	
		LEFT	RIGHT	LEFT	RIGHT
GMC TRUCK (cont.)					
S SERIES - PICKUP (Includes S-15 Jimmy and Sonoma) (cont.)					
1997	Rear - AWD.....	C4712	C4713	CL4712	CL4713
SAFARI MINI VAN					
2005-03	Front -	C4729	C4728	CL4729	CL4728
2002-90	Front - 2WD.....	C4021	C4020	CL4021	CL4020
2002-90	Front - 4WD.....	C4300	C4299	CL4300	CL4299
1989	Front -	C4021	C4020	CL4021	CL4020
1988-85	Front - w/ Power Brakes.....	C4021	C4020	CL4021	CL4020
2005-03	Rear -	C4726	C4727	CL4726	CL4727
SAVANA 1500					
2010-09	Front -	C4919	C4918	CL4919	CL4918
2008-03	Front -	C4729	C4728	CL4729	CL4728
2002-96	Front -	C4300	C4299	CL4300	CL4299
2010-03	Rear -	C4940	C4941	CL4940	CL4941
SAVANA 2500					
2010-07	Front -	C4731	C4730	CL4731	CL4730
2006	Front - w/ 8500 lb. / 8600 lb. GVW.....	C4731	C4730	CL4731	CL4730
2005-03	Front - w/ 8500 lb. / 8600 lb. GVW.....	C4731	C4730	CL4731	CL4730
2005-03	Front - w/ 7300 lb. GVW.....	C4729	C4728	CL4729	CL4728
2002	Front - w/ Diesel Engine.....	C4348	C4347	CL4348	CL4347
2002	Front - w/ 7300 lb. GVW.....	C4300	C4299	CL4300	CL4299
2002	Front - w/ 7700 lb. / 8600 lb. GVW.....	C4298	C4297	CL4298	CL4297
2001-96	Front - w/ 7300 lb. GVW.....	C4300	C4299	CL4300	CL4299
2001-96	Front - w/ 7700 lb. / 8600 lb. GVW.....	C4298	C4297	CL4298	CL4297
2010-07	Rear -	C4934	C4935	CL4934	CL4935
2006	Rear - w/ 8500 lb. / 8600 lb. GVW.....	C4934	C4935	CL4934	CL4935
2006	Rear - w/ 7300 lb. GVW.....	C4930	C4931		
2005-03	Rear - w/ 8500 lb. / 8600 lb. GVW.....	C4934	C4935	CL4934	CL4935
2005-03	Rear - w/ 7300 lb. GVW.....	C4930	C4931	CL4930	CL4931
SAVANA 3500					
2010-03	Front - 8600 lb. / 9600 lb. GVW.....	C4731	C4730	CL4731	CL4730
2010-03	Front - 10,000 lb. / 14,250 lb. GVW.....	C4817	C4816	CL4817	CL4816
2002	Front -	C4348	C4347	CL4348	CL4347
2001-97	Front - Exc. Cutaway.....	C4298	C4297	CL4298	CL4297
2001-97	Front - Cutaway; 139" wheelbase; Single Rear Wheels.....	C4298	C4297	CL4298	CL4297
2001-97	Front - Cutaway; 139" wheelbase; Dual Rear Wheels.....	C4348	C4347	CL4348	CL4347
2001-97	Front - Cutaway; w/ 159" & 177" wheelbase.....	C4348	C4347	CL4348	CL4347
1996	Front - Exc. Cutaway.....	C4298	C4297	CL4298	CL4297
1996	Front - Cutaway; 139" wheelbase; Single Rear Wheels.....	C4298	C4297	CL4298	CL4297
1996	Front - Cutaway; 139" wheelbase; Dual Rear Wheels.....	C4348	C4347	CL4348	CL4347
1996	Front - Cutaway; w/ 159" & 177" wheelbase.....	C4348	C4347	CL4348	CL4347
2009-08	Rear - Cutaway w/ single rear wheels.....	C4934	C4935	CL4934	CL4935
2009-08	Rear - Exc. Cutaway.....	C4934	C4935	CL4934	CL4935
2007-06	Rear - Cutaway w/ single rear wheels.....	C4934	C4935	CL4934	CL4935
2007-06	Rear - Exc. Cutaway.....	C4934	C4935	CL4934	CL4935
2005-03	Rear - Cutaway w/ single rear wheels.....	C4934	C4935	CL4934	CL4935
2005-03	Rear - Exc. Cutaway.....	C4934	C4935	CL4934	CL4935
SIERRA 1500, 1500HD PICKUP/CAB & CHASSIS (1/2 TON - 2WD & 4WD)					
2010-08	Front -	C4919	C4918	CL4919	CL4918
2007	Front - w/ 7000 lb. GVW w/ Rear Drum.....	C4919	C4918	CL4919	CL4918
2007	Front - w/ 6400 lb. GVW; w/ Rear Drum.....	C4919	C4918	CL4919	CL4918
2007	Front - w/ 7700 lb. GVW; w/ Rear Disc.....	C4919	C4918	CL4919	CL4918
2007	Front - w/ 9900 lb. GVW.....	C4731	C4730	CL4731	CL4730
2007	Front - w/ 7200 lb. GVW; w/ Rear Disc.....	C4729	C4728	CL4729	CL4728
2007	Front - w/ 6400 lb. GVW; w/ Rear Disc.....	C4729	C4728	CL4729	CL4728
2006	Front - w/ 9900 lb. GVW.....	C4731	C4730	CL4731	CL4730
2006	Front - w/ 6400 lb. / 7200 lb. GVW; w/ Rear Disc.....	C4729	C4728	CL4729	CL4728
2006	Front - w/ 6400 lb. / 7200 lb. GVW; w/ Rear Drum.....	C4919	C4918	CL4919	CL4918
2005	Front - w/ 9900 lb. GVW.....	C4731	C4730	CL4731	CL4730

Check Position Of Caliper Prior To Removal Of Old Unit. See Illustration On the inside front cover. If Caliper Is Rear Mounted Then Part Numbers Are Reversed.

YEAR	APPLICATION	SEMI LOADED		LOADED	
		LEFT	RIGHT	LEFT	RIGHT
GMC TRUCK (cont.)					
SIERRA 1500, 1500HD PICKUP/CAB & CHASSIS (1/2 TON - 2WD & 4WD) (cont.)					
2005	Front - w/ 6400 lb. / 7200 lb. GVW; w/ Rear Disc.....	C4729	C4728	CL4729	CL4728
2005	Front - w/ 6400 lb. / 7200 lb. GVW; w/ Rear Drum.....	C4919	C4918	CL4919	CL4918
2004	Front -	C4729	C4728	CL4729	CL4728
2003	Front - w/ 9900 lb. GVW.....	C4731	C4730	CL4731	CL4730
2003	Front - w/ 6400 lb. / 7200 lb. GVW; w/ Rear Disc.....	C4729	C4728	CL4729	CL4728
2002	Front - w/ 9900 lb. GVW.....	C4731	C4730	CL4731	CL4730
2002	Front - w/ 7200 lb. GVW.....	C4729	C4728	CL4729	CL4728
2001	Front - w/ 9900 lb. GVW.....	C4731	C4730	CL4731	CL4730
2001	Front - w/ 7200 lb. GVW.....	C4729	C4728	CL4729	CL4728
2000	Front -	C4729	C4728	CL4729	CL4728
1999	Front - w/ 4.3L; 4.8L; or 5.3L Engines; Dual Piston Caliper.....	C4729	C4728	CL4729	CL4728
2010-08	Rear -	C5030	C5031	CL5030	CL5031
2007	Rear - w/ 9900 lb. GVW.....	C4728	C4729	CL4728	CL4729
2007	Rear - w/ 7200 lb. GVW.....	C4764	C4765	CL4764	CL4765
2007	Rear - w/ 6400 lb. GVW.....	C4854	C4855	CL4854	CL4855
2007	Rear - 7,700 lb. GVW.....	C5030	C5031	CL5030	CL5031
2006	Rear - w/ 9900 lb. GVW.....	C4728	C4729	CL4728	CL4729
2006	Rear - w/ 7200 lb. GVW.....	C4764	C4765	CL4764	CL4765
2006	Rear - w/ 6400 lb. GVW.....	C4854	C4855	CL4854	CL4855
2005	Rear - w/ 6400 lb. GVW; w/ 2WD.....	C4940	C4941	CL4940	CL4941
2005	Rear - w/ 9900 lb. GVW.....	C4728	C4729	CL4728	CL4729
2005	Rear - w/ 7200 lb. GVW; w/ 2 Wheel Steering.....	C4764	C4765	CL4764	CL4765
2005	Rear - w/ 6400 lb. GVW; w/ 4WD.....	C4854	C4855	CL4854	CL4855
2005-03	Rear - w/ 7200 lb. GVW; w/ 4 Wheel Steering.....	C4764A	C4765A	CL4764A	CL4765A
2004	Rear - w/ 6400 lb. GVW.....	C4854	C4855	CL4854	CL4855
2004	Rear - w/ 7200 lb. GVW; w/ 2 Wheel Steering.....	C4764	C4765	CL4764	CL4765
2003	Rear - w/ 9900 lb. GVW.....	C4728	C4729	CL4728	CL4729
2003	Rear - w/ 6400 lb. GVW.....	C4854	C4855	CL4854	CL4855
2003	Rear - w/ 7200 lb. GVW; w/ 2 Wheel Steering.....	C4764	C4765	CL4764	CL4765
2002	Rear - w/ 9900 lb. GVW.....	C4728	C4729	CL4728	CL4729
2002	Rear - w/ 7200 lb. GVW; w/ Single Piston Caliper.....	C4726	C4727	CL4726	CL4727
2002	Rear - w/ 7200 lb. GVW; w/ Dual Piston Caliper.....	C4764A	C4765A	CL4764A	CL4765A
2001	Rear - w/ 9900 lb. GVW.....	C4728	C4729	CL4728	CL4729
2001	Rear - w/ 7200 lb. GVW; w/ Single Piston Caliper.....	C4726	C4727	CL4726	CL4727
2001	Rear - w/ 7200 lb. GVW; w/ Dual Piston Caliper.....	C4764	C4765	CL4764	CL4765
2000	Rear -	C4726	C4727	CL4726	CL4727
1999	Rear - w/ 4.3L; 4.8L; or 5.3L Engines.....	C4726	C4727	CL4726	CL4727
SIERRA 2500, 2500HD PICKUP/CAB & CHASSIS (3/4 TON - 2WD & 4WD)					
2010-01	Front -	C4731	C4730	CL4731	CL4730
2000-99	Front - w/ 5.3L or 6.0L Engine; w/ Dual Piston Caliper	C4731	C4730	CL4731	CL4730
2010-01	Rear -	C4728	C4729	CL4728	CL4729
2000-99	Rear - w/ 5.3L or 6.0L Engines.....	C4728	C4729	CL4728	CL4729
SIERRA 3500, 3500HD PICKUP/CAB & CHASSIS (1 TON - 2WD & 4WD)					
2010-08	Front - w/ JK3, JK4, JH7 Brake Systems.....	C4817	C4816	CL4817	CL4816
2009-04	Front - w/ JH6 Brake System.....	C4731	C4730	CL4731	CL4730
2007-04	Front - w/ JH7 Brake System.....	C4817	C4816	CL4817	CL4816
2003-01	Front -	C4817	C4816	CL4817	CL4816
2010-08	Rear - w/ JH6 Brake System.....	C4728	C4729	CL4728	CL4729
2008	Rear - w/ JH7 Brake System.....	C4814	C4815	CL4814	CL4815
2008	Rear - w/ JK3, JK4 Brake Systems.....	C4814	C4815	CL4814	CL4815
2007-04	Rear - w/ JH6 Brake System.....	C4728	C4729	CL4728	CL4729
2007-04	Rear - w/ JH7 Brake System.....	C4814	C4815	CL4814	CL4815
2003-01	Rear -	C4814	C4815	CL4814	CL4815
SUBURBAN (Includes GMC - C, K, R, and V Series)					
1999-95	Front - 1/2 Ton Chassis (1500); w/ Diesel Engine.....	C4298	C4297	CL4298	CL4297
1999-94	Front - 3/4 Ton Chassis (2500).....	C4298	C4297	CL4298	CL4297
1999-94	Front - 1/2 Ton Chassis (1500); w/ Gas Engine.....	C4300	C4299	CL4300	CL4299
1993-92	Front - 1/2 Ton Chassis (1500).....	C4300	C4299	CL4300	CL4299

Check Position Of Caliper Prior To Removal Of Old Unit. See Illustration On the inside front cover. If Caliper Is Rear Mounted Then Part Numbers Are Reversed.

YEAR	APPLICATION	SEMI LOADED		LOADED	
		LEFT	RIGHT	LEFT	RIGHT
GMC TRUCK (cont.)					
SUBURBAN (Includes GMC - C, K, R, and V Series) (cont.)					
1993-92	Front - 3/4 Ton Chassis (2500).....	C4298	C4297	CL4298	CL4297
1991-82	Front - 2WD; w/ JB7, JD7 (3 5/32" Piston).....	C4123	C4122	CL4123	CL4122
1991-82	Front - 4WD; w/ JB7, JD7 (3 5/32" Piston).....	C4123	C4122	CL4123	CL4122
1991-82	Front - 4WD; w/ JB5, JD5 (2 15/16" Piston).....	C4209	C4208	CL4209	CL4208
1991-82	Front - 2WD; w/ JB5, JD5 (2 15/16" Piston).....	C4127	C4126	CL4127	CL4126
1981	Front - 2WD; w/ JB7 (3 5/32" Piston).....	C4123	C4122	CL4123	CL4122
1981	Front - 2WD; w/ JB5 (2 15/16" Piston).....	C4127	C4126	CL4127	CL4126
1981	Front - 4WD; w/ JB5 (2 15/16" Piston).....	C4209	C4208	CL4209	CL4208
1981	Front - 4WD; w/ JB7 (3 5/32" Piston).....	C4123	C4122	CL4123	CL4122
1980-79	Front - 2WD; w/ JB7 (3 5/32" Piston).....	C4123	C4122	CL4123	CL4122
1980-79	Front - 2WD; w/ JB5, JB6 (2 15/16" Piston).....	C4127	C4126	CL4127	CL4126
1980-79	Front - 4WD; w/ JB7 (3 5/32" Piston).....	C4123	C4122	CL4123	CL4122
1978-72	Front - 2WD.....	C4036	C4035	CL4036	CL4035
1978-72	Front - 4WD.....	C4036	C4035	CL4036	CL4035
SYCLONE					
1991	Front -.....	C4129	C4128	CL4129	CL4128
TERRAIN					
2010	Rear -.....	C5040	C5041		
TYPHOON					
1993-92	Front -.....	C4129	C4128	CL4129	CL4128
V1500 PICKUP (1/2 TON - 4WD)					
1987	Front -.....	C4209	C4208	CL4209	CL4208
V2500 PICKUP/CAB & CHASSIS (3/4 TON - 4WD)					
1987	Front - w/ JB7; w/ JD7; Brake System (3-5/32" Piston)	C4123	C4122	CL4123	CL4122
1987	Front - w/ JB6; w/ JD6; Brake System (2-15/16" Piston)	C4209	C4208	CL4209	CL4208
V3500 PICKUP/CAB & CHASSIS (1 TON - 4WD)					
1991-87	Front -.....	C4167	C4166	CL4167	CL4166
YUKON, YUKON DENALI					
2010-07	Front - Exc. Police Package.....	C4919	C4918	CL4919	CL4918
2006-05	Front - 4WD.....	C4729	C4728	CL4729	CL4728
2006-05	Front - 2WD; Exc. Police Package.....	C4729	C4728	CL4729	CL4728
2004-01	Front -.....	C4729	C4728	CL4729	CL4728
2000	Front - w/ 5.7L Gas Engine; Exc. Police & Perf. Pkg...	C4300	C4299	CL4300	CL4299
2000	Front - w/ 5.7L Gas Engine; w/ Police & Perf. Pkg.....	C4298	C4297	CL4298	CL4297
2000	Front - w/ 4.8L; 5.3L; Gas Engines.....	C4729	C4728	CL4729	CL4728
1999-98	Front - w/ Gas Engine; w/ Police and Perf. Pkg.....	C4298	C4297	CL4298	CL4297
1999-98	Front - w/ Gas Engine; Exc. Police and Perf. Pkg.....	C4300	C4299	CL4300	CL4299
1997-94	Front - w/ Diesel Engine.....	C4298	C4297	CL4298	CL4297
1997-94	Front - w/ Gas Engine.....	C4300	C4299	CL4300	CL4299
1993-92	Front -.....	C4300	C4299	CL4300	CL4299
2010-07	Rear -.....	C5030	C5031	CL5030	CL5031
2006-05	Rear - 2WD.....	C4940	C4941	CL4940	CL4941
2006-05	Rear - 4WD.....	C4764	C4765	CL4764	CL4765
2004-03	Rear - 2WD.....	C4940	C4941	CL4940	CL4941
2004-03	Rear - 4WD.....	C4764	C4765	CL4764	CL4765
2002	Rear -.....	C4764	C4765	CL4764	CL4765
2001	Rear - w/ Single Piston Caliper.....	C4726	C4727	CL4726	CL4727
2001	Rear - w/ Dual Piston Caliper.....	C4764	C4765	CL4764	CL4765
2000	Rear - w/ 4.8L; 5.3L; Gas Engines; w/ Dual Piston Caliper.....	C4764	C4765	CL4764	CL4765
2000	Rear - w/ 4.8L; 5.3L; Gas Engines; w/ Single Piston Caliper.....	C4726	C4727	CL4726	CL4727
YUKON XL 1500, YUKON XL 2500, YUKON DENALI XL					
2010-08	Front - 1/2 Ton Chassis (1500).....	C4919	C4918	CL4919	CL4918
2010-08	Front - 3/4 Ton Chassis (2500).....	C4731	C4730		
2007	Front - 1/2 Ton Chassis (1500).....	C4919	C4918	CL4919	CL4918
2007	Front - 3/4 Ton Chassis (2500).....	C4731	C4730	CL4731	CL4730

Check Position Of Caliper Prior To Removal Of Old Unit. See Illustration On the inside front cover. If Caliper Is Rear Mounted Then Part Numbers Are Reversed.

YEAR	APPLICATION	SEMI LOADED		LOADED	
		LEFT	RIGHT	LEFT	RIGHT
GMC TRUCK (cont.)					
YUKON XL 1500, YUKON XL 2500, YUKON DENALI XL (cont.)					
2006-03	Front - 1/2 Ton Chassis (1500).....	C4729	C4728	CL4729	CL4728
2006-03	Front - 3/4 Ton Chassis (2500).....	C4731	C4730	CL4731	CL4730
2002	Front - 1/2 Ton Chassis (1500).....	C4729	C4728	CL4729	CL4728
2002	Front - 3/4 Ton Chassis (2500).....	C4731	C4730	CL4731	CL4730
2001-00	Front - 1/2 Ton Chassis (1500).....	C4729	C4728	CL4729	CL4728
2001-00	Front - 3/4 Ton Chassis (2500).....	C4731	C4730	CL4731	CL4730
2010-08	Rear - 3/4 Ton Chassis (2500).....	C4728	C4729		
2010-07	Rear - 1/2 Ton Chassis (1500).....	C5030	C5031	CL5030	CL5031
2007	Rear - 3/4 Ton Chassis (2500).....	C4728	C4729	CL4728	CL4729
2006-03	Rear - 1/2 Ton Chassis (1500); 2WD.....	C4940	C4941	CL4940	CL4941
2006-03	Rear - 1/2 Ton Chassis (1500); 4WD.....	C4764	C4765	CL4764	CL4765
2006-03	Rear - 3/4 Ton Chassis (2500).....	C4728	C4729	CL4728	CL4729
2002	Rear - 1/2 Ton Chassis (1500).....	C4764	C4765	CL4764	CL4765
2002	Rear - 3/4 Ton Chassis (2500).....	C4728	C4729	CL4728	CL4729
2001-00	Rear - 3/4 Ton Chassis (2500).....	C4728	C4729	CL4728	CL4729
2001-00	Rear - 1/2 Ton Chassis (1500); w/ Dual Piston Caliper	C4764	C4765	CL4764	CL4765
2001-00	Rear - 1/2 Ton Chassis (1500); w/ Single Piston Caliper	C4726	C4727	CL4726	CL4727
HINO TRUCK					
185					
2010-05	Rear - 4 Piston Caliper; w/ 64mm Piston.....	C8053	C8052	CL8053	CL8052
238					
2010-05	Front - 4 Piston Caliper; w/ 64mm Piston.....	C8052	C8053	CL8052	CL8053
2010-05	Rear - 4 Piston Caliper; w/ 64mm Piston.....	C8053	C8052	CL8053	CL8052
258LP					
2010-06	Front - 4 Piston Caliper; w/ 64mm Piston.....	C8052	C8053	CL8052	CL8053
2010-06	Rear - 4 Piston Caliper; w/ 64mm Piston.....	C8053	C8052	CL8053	CL8052
268					
2010-05	Front - 4 Piston Caliper; w/ 64mm Piston.....	C8052	C8053	CL8052	CL8053
2010-05	Front - 4 Piston Caliper; w/ 73mm Piston.....	C8050	C8051	CL8050	CL8051
2010-05	Rear - 4 Piston Caliper; w/ 73mm Piston.....	C8051	C8050	CL8051	CL8050
HONDA					
ACCORD					
2010-08	Front - EX, EX-L.....	C2584	C2585	CL2584	CL2585
2010-08	Front - Exc. EX, EX-L.....	C2660	C2661		
2007	Front - 4 Cylinder Engine.....	C2660	C2661	CL2660	CL2661
2007	Front - 6 Cylinder Engine; Coupe w/ Auto. Transmission	C2668	C2669	CL2668	CL2669
2007	Front - 6 Cylinder Engine; Coupe w/ Man. Transmission	C2584	C2585	CL2584	CL2585
2007	Front - 6 Cylinder Engine; Sedan; Exc. Hybrid.....	C2668	C2669	CL2668	CL2669
2007	Front - 6 Cylinder Engine; Sedan Hybrid.....	C2584	C2585	CL2584	CL2585
2006	Front - Coupe; w/ 4 Cylinder Engine.....	C2660	C2661	CL2660	CL2661
2006	Front - Sedan; w/ 4 Cylinder Engine; (Japan Built)....	C2661	C2660	CL2661	CL2660
2006	Front - Sedan; w/ 4 Cylinder Engine; (USA/Mexico Built)	C2660	C2661	CL2660	CL2661
2006	Front - 6 Cylinder Engine; Coupe w/ Auto. Transmission	C2668	C2669	CL2668	CL2669
2006	Front - 6 Cylinder Engine; Coupe w/ Man. Transmission	C2584	C2585	CL2584	CL2585
2006	Front - 6 Cylinder Engine; Sedan; Exc. Hybrid.....	C2668	C2669	CL2668	CL2669
2006	Front - 6 Cylinder Engine; Sedan Hybrid.....	C2584	C2585	CL2584	CL2585
2005	Front - 6 Cylinder Engine; w/ Manual Transmission....	C2584	C2585	CL2584	CL2584
2005	Front - Coupe; w/ 4 Cylinder Engine.....	C2660	C2661	CL2660	CL2661
2005	Front - Hybrid; w/ 6 Cylinder Engine; w/ Auto Trans...	C2660	C2661		
2005	Front - 6 Cylinder Engine; w/ Auto. Trans.; Exc. Hybrid	C2668	C2669	CL2668	CL2669
2005	Front - Sedan; w/ 4 Cylinder Engine; (Japan Built)....	C2661	C2660	CL2661	CL2660
2005	Front - Sedan; w/ 4 Cylinder Engine; (USA/Mexico Built)	C2660	C2661	CL2660	CL2661
2004-03	Front - 6 Cylinder Engine; w/ Manual Transmission....	C2584	C2585	CL2584	CL2584
2004-03	Front - 6 Cylinder Engine; w/ Automatic Transmission	C2668	C2669	CL2668	CL2669
2004-03	Front - Coupe; w/ 4 Cylinder Engine.....	C2660	C2661	CL2660	CL2661
2004-03	Front - Sedan; w/ 4 Cylinder Engine; (Japan Built)....	C2661	C2660	CL2661	CL2660
2004-03	Front - Sedan; w/ 4 Cylinder Engine; (USA/Mexico Built)	C2660	C2661	CL2660	CL2661

Check Position Of Caliper Prior To Removal Of Old Unit. See Illustration On the inside front cover. If Caliper Is Rear Mounted Then Part Numbers Are Reversed.

YEAR	APPLICATION	SEMI LOADED		LOADED	
		LEFT	RIGHT	LEFT	RIGHT
HONDA (cont.)					
ACCORD (cont.)					
2002-98	Front - 4 Cylinder Engine.....	C2090	C2091	CL2090	CL2091
2002-98	Front - 6 Cylinder Engine.....	C1462	C1463	CL1462	CL1463
1997	Front - Wagon.....	C1461	C1460	CL1461	CL1460
1997	Front - Coupe.....	C1335	C1334	CL1335	CL1334
1997	Front - Sedan; w/ 4 Cylinder Engine.....	C1335	C1334	CL1335	CL1334
1997	Front - Sedan; w/ 6 Cylinder Engine.....	C1461	C1460	CL1461	CL1460
1996-95	Front - Wagon.....	C1461	C1460	CL1461	CL1460
1996-95	Front - Coupe.....	C1335	C1334	CL1335	CL1334
1996-95	Front - Sedan; w/ 4 Cylinder Engine.....	C1335	C1334	CL1335	CL1334
1996-95	Front - Sedan; w/ 6 Cylinder Engine.....	C1461	C1460	CL1461	CL1460
1994	Front - Wagon.....	C1461	C1460	CL1461	CL1460
1994	Front - Coupe; Sedan.....	C1335	C1334	CL1335	CL1334
1993	Front - Wagon.....	C1461	C1460	CL1461	CL1460
1993	Front - Coupe.....	C1335	C1334	CL1335	CL1334
1993	Front - Sedan; w/ 10mm Mounting Hole; (Nissin).....	C1382	C1381	CL1382	CL1381
1993	Front - Sedan; w/ 13.5mm Mounting Hole; (Akebono)	C1335	C1334	CL1335	CL1334
1992-91	Front - Wagon.....	C1461	C1460	CL1461	CL1460
1992-91	Front - Coupe.....	C1382	C1381	CL1382	CL1381
1992-91	Front - Sedan; w/ 10mm Mounting Hole; (Nissin).....	C1382	C1381	CL1382	CL1381
1992-91	Front - Sedan; w/ 13.5mm Mounting Hole; (Akebono)	C1335	C1334	CL1335	CL1334
1990	Front - Coupe.....	C1382	C1381	CL1382	CL1381
1990	Front - Sedan; w/ 10mm Mounting Hole; (Nissin).....	C1382	C1381	CL1382	CL1381
1990	Front - Sedan; w/ 13.5mm Mounting Hole; (Akebono)	C1335	C1334	CL1335	CL1334
1989	Front - LXi; SEI Series; (EFI).....	C1005	C1004	CL1005	CL1004
1988	Front - LXi Series; (EFI).....	C1005	C1004	CL1005	CL1004
1985-84	Front -	C745	C744		
2007	Rear - Hybrid.....	C2069	C2068		
2007	Rear - Exc. Hybrid.....	C2069	C2068	CL2069	CL2068
2006	Rear - Hybrid.....	C2069	C2068		
2006	Rear - Exc. Hybrid.....	C2069	C2068	CL2069	CL2068
2005	Rear - Hybrid.....	C2069	C2068		
2005	Rear - Exc. Hybrid.....	C2069	C2068	CL2069	CL2068
2004-03	Rear -	C2069	C2068	CL2069	CL2068
2002-98	Rear - Coupe; w/ 4 Cylinder Engine.....	C2069	C2068	CL2069	CL2068
2002-98	Rear - Sedan; w/ 4 Cylinder Engine.....	C2089	C2088	CL2089	CL2088
2002-98	Rear - Coupe; w/ 6 Cylinder Engine.....	C2089	C2088	CL2089	CL2088
2002-98	Rear - Sedan; w/ 6 Cylinder Engine.....	C2069	C2068	CL2069	CL2068
1997	Rear - Wagon.....	C1583	C1582	CL1583	CL1582
1997	Rear - Sedan.....	C1447	C1446	CL1447	CL1446
1997	Rear - Coupe.....	C1823	C1822	CL1823	CL1822
1996-95	Rear - Sedan; Coupe.....	C1447	C1446	CL1447	CL1446
1996-95	Rear - Wagon.....	C1583	C1582	CL1583	CL1582
1994	Rear - Sedan; Coupe.....	C1447	C1446	CL1447	CL1446
1994	Rear - Wagon.....	C1583	C1582	CL1583	CL1582
1993	Rear - Sedan; Coupe.....	C1447	C1446	CL1447	CL1446
1993	Rear - Wagon.....	C1583	C1582	CL1583	CL1582
1992-91	Rear - Sedan; Coupe.....	C1447	C1446	CL1447	CL1446
1992-91	Rear - Wagon.....	C1583	C1582	CL1583	CL1582
1989	Rear -				CL1266
CIVIC					
2010-06	Front - w/ 2.0L Engine.....	C2808	C2809	CL2808	CL2809
2010-06	Front - w/ 1.3L Engine.....	C2797	C2796	CL2797	CL2796
2008-06	Front - w/ 1.8L; Exc. GX Series.....	C1832	C1833	CL1832	CL1833
2005-04	Front - 3 Dr.....	C2797	C2796	CL2797	CL2796
2005-04	Front - 4 Dr.; DX Series.....	C2659	C2658	CL2659	CL2658
2005-04	Front - 4 Dr.; Hybrid.....	C2797	C2796	CL2797	CL2796
2005-04	Front - 2 Dr.; EX; LX Series.....	C1833	C1832	CL1833	CL1832
2005-04	Front - 2 Dr.; DX; HX Series.....	C2659	C2658	CL2659	CL2658
2005-04	Front - 4 Dr.; Exc. DX Series; Hybrid.....	C1833	C1832	CL1833	CL1832
2003	Front - 3 Dr.....	C1833	C1832	CL1833	CL1832

Check Position Of Caliper Prior To Removal Of Old Unit. See Illustration On the inside front cover. If Caliper Is Rear Mounted Then Part Numbers Are Reversed.

YEAR	APPLICATION	SEMI LOADED		LOADED	
		LEFT	RIGHT	LEFT	RIGHT
HONDA (cont.)					
CIVIC (cont.)					
2003	Front - 4 Dr.; DX; LX Series.....	C2659	C2658	CL2659	CL2658
2003	Front - 4 Dr.; EX; GX Series.....	C1833	C1832	CL1833	CL1832
2003	Front - 4 Dr.; Hybrid.....	C2797	C2796	CL2797	CL2796
2003	Front - 2 Dr.; EX Series.....	C1833	C1832	CL1833	CL1832
2003	Front - 2 Dr.; DX; HX; LX Series.....	C2659	C2658	CL2659	CL2658
2002	Front - 3 Dr.....	C1833	C1832	CL1833	CL1832
2002	Front - 4 Dr.; DX; LX Series.....	C2659	C2658	CL2659	CL2658
2002	Front - 4 Dr.; EX; GX Series.....	C1833	C1832	CL1833	CL1832
2002	Front - 2 Dr.; EX Series.....	C1833	C1832	CL1833	CL1832
2002	Front - 2 Dr.; DX; HX; LX Series.....	C2659	C2658	CL2659	CL2658
2001	Front - 4 Dr.; DX; LX Series.....	C2659	C2658	CL2659	CL2658
2001	Front - 4 Dr.; EX; GX Series.....	C1833	C1832	CL1833	CL1832
2001	Front - 2 Dr.; EX Series.....	C1833	C1832	CL1833	CL1832
2001	Front - 2 Dr.; DX; HX; LX Series.....	C2659	C2658	CL2659	CL2658
2000-99	Front - Wagon.....	C1380	C1379	CL1380A	CL1379A
2000-99	Front - 4 Dr.; DX; LX Series.....	C1380	C1379	CL1380A	CL1379A
2000-99	Front - 4 Dr.; EX Series.....	C1832	C1833	CL1832	CL1833
2000-99	Front - 2 Dr.; DX; HX Series.....	C1380	C1379	CL1380A	CL1379A
2000-99	Front - 2 Dr.; EX; SI Series.....	C1832	C1833	CL1832	CL1833
1998-97	Front - Wagon.....	C1380	C1379	CL1380A	CL1379A
1998-97	Front - 4 Dr.; DX; LX Series.....	C1380	C1379	CL1380A	CL1379A
1998-97	Front - 4 Dr.; EX Series.....	C1832	C1833	CL1832	CL1833
1998-97	Front - 2 Dr.; EX Series.....	C1832	C1833	CL1832	CL1833
1998-97	Front - 2 Dr.; DX; HX Series.....	C1380	C1379	CL1380A	CL1379A
1996	Front - Wagon.....	C1380	C1379	CL1380A	CL1379A
1996	Front - 4 Dr.; DX Series.....	C1380	C1379	CL1380A	CL1379A
1996	Front - 4 Dr.; EX Series.....	C1832	C1833	CL1832	CL1833
1996	Front - 2 Dr.; EX Series.....	C1833	C1832	CL1833	CL1832
1996	Front - 2 Dr.; DX; HX Series.....	C1380	C1379	CL1380A	CL1379A
1996	Front - 4 Dr.; LX Series; w/o ABS.....	C1380	C1379	CL1380A	CL1379A
1996	Front - 4 Dr.; LX Series; Exc. LX Series w/ ABS; (Auto Trans.).....	C1380	C1379	CL1380A	CL1379A
1996	Front - 4 Dr.; LX Series; w/ ABS; (Man. Trans.).....	C1380	C1379	CL1380A	CL1379A
1996	Front - 4 Dr.; LX Series; w/ ABS; (Auto Trans.).....	C1832	C1833	CL1832	CL1833
1995-94	Front - 4 Dr.; DX Series.....	C1380	C1379	CL1380	CL1379
1995-94	Front - 4 Dr.; EX Series.....	C1734	C1735	CL1734	CL1735
1995-94	Front - 2 Dr.; DX Series.....	C1380	C1379	CL1380	CL1379
1995-94	Front - 4 Dr.; LX Series; w/o ABS.....	C1380	C1379	CL1380	CL1379
1995-94	Front - 4 Dr.; LX Series; w/ ABS.....	C1734	C1735	CL1734	CL1735
1995-94	Front - 3 Dr.; CX; DX; VX Series.....	C1380	C1379	CL1380	CL1379
1995-94	Front - 2 Dr.; EX Series; w/o ABS.....	C1614	C1615	CL1614	CL1615
1995-94	Front - 2 Dr.; EX Series; w/ ABS.....	C1734	C1735	CL1734	CL1735
1995-94	Front - 3 Dr.; SI Series; w/o ABS.....	C1380	C1379	CL1380	CL1379
1995-94	Front - 3 Dr.; SI Series; w/ ABS.....	C1734	C1735	CL1734	CL1734
1993	Front - Front - 3 Dr.....	C1005 C1380	C1004 C1379	CL1005A CL1380	CL1004A CL1379
1993	Front - 4 Dr.; DX; LX Series.....	C1380	C1379	CL1380	CL1379
1993	Front - 2 Dr.; EX Series.....	C1614	C1615	CL1614	CL1615
1993	Front - 2 Dr.; DX Series.....	C1380	C1379	CL1380	CL1379
1992	Front - Front - 3 Dr.....	C1005 C1380	C1004 C1379	CL1005A CL1380	CL1004A CL1379
1992	Front - 4 Dr.; DX; LX Series.....	C1380	C1379	CL1380	CL1379
1991-90	Front - Front - 4 Dr.; DX; LX Series.....	C1005 C1380	C1004 C1379	CL1005 CL1380A	CL1004 CL1379A
1991-90	Front - 3 Dr.; DX; SI; STD Series.....	C1380	C1379	CL1380A	CL1379A
1989-88	Front - FWD.....	C745A	C744A	CL745A	CL744A
2010-06	Rear - Rear - 3 Dr.....	C3299 C2679	C3298 C2678	CL3299	CL3298
2005-04	Rear - 3 Dr.....	C2679	C2678		
2003	Rear - 3 Dr.....	C2679	C2678		
2002	Rear - 3 Dr.....	C2679	C2678		
2000-99	Rear - SI Series.....	C1557	C1556	CL1557	CL1556

Check Position Of Caliper Prior To Removal Of Old Unit. See Illustration On the inside front cover. If Caliper Is Rear Mounted Then Part Numbers Are Reversed.

YEAR	APPLICATION	SEMI LOADED		LOADED	
		LEFT	RIGHT	LEFT	RIGHT
HONDA (cont.)					
CIVIC (cont.)					
1995-92	Rear -	C1557	C1556	CL1557	CL1556
CIVIC CRX					
1991-90	Front - SI Series.....	C1233	C1232	CL1233	CL1232
1991-90	Front - HF Series.....	C1195	C1194	CL1195	CL1194
1991-90	Front - DX Series.....	C1380	C1379	CL1380A	CL1379A
1989-88	Front - DX; SI Series.....	C745A	C744A	CL745A	CL744A
1989-88	Front - HF Series.....	C1195	C1194	CL1195	CL1194
1991-90	Rear -	C1402	C1401	CL1402	CL1401
CIVIC DEL SOL					
1997-96	Front - S; SI Series.....	C1380	C1379	CL1380	CL1379
1997-96	Front - V-TEC Series.....	C1614	C1615	CL1614	CL1615
1995	Front - V-TEC Series.....	C1614	C1615	CL1614	CL1614
1995	Front - S Series.....	C1380	C1379	CL1380	CL1379
1995	Front - SI Series; w/o ABS.....	C1380	C1379	CL1380	CL1379
1995	Front - SI Series; w/ ABS.....	C1614	C1615	CL1614	CL1614
1994	Front - S; SI Series.....	C1380	C1379	CL1380	CL1379
1994	Front - V-TEC Series.....	C1614	C1615	CL1614	CL1614
1993	Front -	C1380	C1379	CL1380	CL1379
1997-93	Rear -	C1557	C1556	CL1557	CL1556
CIVIC WAGON, WAGOVAN					
1991-90	Front - 2WD.....	C1380	C1379	CL1380A	CL1379A
1991-90	Front - 4WD.....	C1233	C1232	CL1233	CL1232
1989-88	Front - 2WD.....	C745A	C744A	CL745A	CL744A
1989-88	Front - 4WD.....	C1233	C1232	CL1233	CL1232
FIT					
2008-07	Front -	C2796	C2797	CL2796	CL2797
INSIGHT					
2010	Front -	C1832	C1833		
2006-04	Front - w/ Manual Transmission.....	C2760	C2761	CL2760	CL2761
2006-04	Front - w/ A.T. CVT.....	C3928	C3929		
2003-00	Front -	C2760	C2761	CL2760	CL2761
PRELUDE					
2001-97	Front -	C1461	C1460	CL1461	CL1460
1996-95	Front - S; SI Series.....	C1598	C1599	CL1598	CL1599
1996-95	Front - V-TEC Series.....	C1461	C1460	CL1461	CL1460
1994-93	Front - V-TEC Series.....	C1461	C1460	CL1461	CL1460
1994-93	Front - S; SI; w/ 4 Wheel Steering.....	C1598	C1599	CL1598	CL1599
1992	Front -	C1598	C1599	CL1598	CL1599
1991	Front -	C1005	C1004	CL1005	CL1004
1990-88	Front - S Series (Carb).....	C1233	C1232	CL1233	CL1232
1990-88	Front - SI Series (EFI).....	C1005	C1004	CL1005	CL1004
2001	Rear - Exc. Type SH.....	C1612	C1613	CL1612	CL1613
2000-92	Rear -	C1612	C1613	CL1612	CL1613
1991-88	Rear -	C1229	C1228	CL1229	CL1228
S2000					
2009-00	Front -	C2809	C2808	CL2809	CL2808
2009-00	Rear -	C2730	C2731	CL2730	CL2731
HONDA TRUCK					
CR-V					
2010-07	Front -	C2958	C2959	CL2958	CL2959
2006-05	Front -	C2917	C2916	CL2917	CL2916
2004-02	Front -	C2663	C2662	CL2663	CL2662
2001-98	Front -	C1461	C1460	CL1461	CL1460
2010-07	Rear -	C2911A	C2910A	CL2911A	CL2910A
2006-05	Rear -	C2911	C2910	CL2911	CL2910
2004-02	Rear -	C1449	C1448	CL1449	CL1448

Check Position Of Caliper Prior To Removal Of Old Unit. See Illustration On the inside front cover. If Caliper Is Rear Mounted Then Part Numbers Are Reversed.

YEAR	APPLICATION	SEMI LOADED		LOADED	
		LEFT	RIGHT	LEFT	RIGHT
HONDA TRUCK (cont.)					
ELEMENT					
2010-04	Front -	C2663	C2662	CL2663	CL2662
2003	Front - 2WD.....	C2663	C2662	CL2663	CL2662
2003	Front - 4WD; w/ Auto Transmission.....	C2663	C2662	CL2663	CL2662
2010-03	Rear -	C2589	C2588	CL2589	CL2588
ODYSSEY					
2009-05	Front -	C2958	C2959	CL2958	CL2959
2004-99	Front -	C2644	C2645	CL2644	CL2645
1998-95	Front -	C1461	C1460	CL1461	CL1460
2010-05	Rear -	C2929	C2928	CL2929	CL2928
2004-02	Rear -	C2677	C2676	CL2677	CL2676
1998-95	Rear -	C1449	C1448	CL1449	CL1448
PASSPORT					
2002	Front -	C2801	C2800	CL2801	CL2800
2001-96	Front -	C1639	C1638	CL1639	CL1638
1995-94	Front - DX.....	C1169	C1168	CL1169	CL1168
1995-94	Front - EX; LX.....	C1639	C1638	CL1639	CL1638
2002-94	Rear -	C1637	C1636	CL1637	CL1636
PILOT					
2008-03	Front -	C2670	C2671	CL2670	CL2671
2008-03	Rear -	C2675	C2674	CL2675	CL2674
RIDGELINE					
2010-06	Rear -	C2929	C2928		
HUMMER					
H2					
2009-08	Front -	C4731	C4730		
2007-03	Front -	C4731	C4730	CL4731	CL4730
2009-03	Rear -	C4729	C4728	CL4729	CL4728
2008	Rear -	C4729	C4728		
HYUNDAI					
ACCENT					
2010-06	Front -	C3300	C3301	CL3300	CL3301
2005-04	Front -	C1493	C1492	CL1493A	CL1492A
2003-00	Front -	C1493	C1492	CL1493	CL1492
1999-95	Front -	C1047	C1046	CL1047A	CL1046A
AZERA					
2008-06	Rear -	C3101	C3100	CL3101	CL3100
ELANTRA					
2009-07	Front -	C2999	C2998	CL2998	CL2999
2006	Front -	C3098	C3099	CL3098	CL3099
2006	Front - From 8/30/05.....	C3798	C3799	CL3798	CL3799
2005-03	Front -	C2848	C2849	CL2848	CL2849
2002-99	Front -	C2646	C2647	CL2646	CL2647
1998	Front -	C2104	C2105	CL2104	CL2105
1997	Front - Before 3/27/97.....	C1826	C1827	CL1826	CL1827
1997	Front - From 3/27/97.....	C2104	C2105	CL2104	CL2105
1996	Front -	C1826	C1827	CL1826	CL1827
1995-92	Front -	C1712	C1713	CL1712	CL1713
2010-09	Rear -	C3457	C3456		
2008-07	Rear -	C3457	C3456		
2006-05	Rear - After 9/04 To 8/30/05.....	C3302	C3303		
2004-01	Rear -	C2854	C2855	CL2854	CL2855
2000-96	Rear -	C1916	C1917	CL1916	CL1917
1995-94	Rear -	C1915	C1914	CL1915	CL1914

Check Position Of Caliper Prior To Removal Of Old
Unit. See Illustration On the inside front cover. If Caliper Is Rear
Mounted Then Part Numbers Are Reversed.

YEAR	APPLICATION	SEMI LOADED		LOADED	
		LEFT	RIGHT	LEFT	RIGHT
HYUNDAI (cont.)					
EXCEL					
1994-90	Front -	C1493	C1492	CL1493	CL1492
1989-88	Front -	C1047	C1046	CL1047	CL1046
1987	Front - w/ Manual Transmission.....	C1047	C1046	CL1047	CL1046
1987	Front - w/ Auto Trans; (From 3/87).....	C1047	C1046	CL1047	CL1046
PONY (Canada)					
1992-90	Front -	C1415	C1414	CL1415	CL1414
SCOUPE					
1995-93	Front -	C1493	C1492	CL1493	CL1492
1992	Front -	C1573	C1572	CL1573	CL1572
1991	Front - Before 1/3/91.....	C1493	C1492	CL1493	CL1492
1991	Front - From 1/3/91.....	C1573	C1572	CL1573	CL1572
SONATA					
2010-06	Front - w/ 4 Cylinder Engine.....	C2999	C2998	CL2998	CL2999
2009-06	Front - w/ 6 Cylinder Engine.....	C3097	C3096	CL3097	CL3096
2005	Front -	C2832A	C2833A	CL2832A	CL2833A
2004-99	Front -	C2648	C2649	CL2648	CL2649
1998	Front -	C2102	C2103	CL2102	CL2103
1997	Front - From 3/21/97.....	C2102	C2103	CL2102	CL2103
1997	Front - Before 3/21/97.....	C1798	C1799	CL1798	CL1799
1996-95	Front -	C1798	C1799	CL1798	CL1799
1994	Front - Before 11/1/93.....	C1415	C1414	CL1415	CL1414
1994	Front - From 11/1/93.....	C1798	C1799	CL1798	CL1799
1993-89	Front -	C1415	C1414	CL1415	CL1414
2009-08	Rear - w/ 4 cyl.....	C3101	C3100	CL3101	CL3100
2007-06	Rear -	C3101	C3100	CL3101	CL3100
2005-99	Rear -	C2704	C2705	CL2704	CL2705
1998-97	Rear -	C1835	C1834	CL1835	CL1834
1996	Rear -	C3101	C3100	CL3101	CL3100
1995	Rear -	C1835	C1834	CL1835	CL1834
1994	Rear - Before 11/1/93.....	C1495	C1494	CL1495	CL1494
1994	Rear - From 11/1/93.....	C1835	C1834	CL1835	CL1834
1993-91	Rear -	C1495	C1494	CL1495	CL1494
STELLAR (Canada)					
1988-87	Front -	C1047	C1046		
TIBURON					
2006-03	Front -	C2832	C2833	CL2832	CL2833
2001-00	Front -	C2646	C2647	CL2646	CL2647
1999	Front -	C2104	C2105	CL2104	CL2105
1998-97	Front -	C1826	C1827	CL1826	CL1827
2005-03	Rear -	C2854	C2855	CL2854	CL2855
2001-97	Rear -	C1916	C1917	CL1916	CL1917
XG300					
2001	Front -	C2710	C2711	CL2710	CL2711
2001	Rear -	C2704	C2705	CL2704	CL2705
XG350					
2005-04	Front -	C2914	C2915	CL2914	CL2915
2003-02	Front -	C2710	C2711	CL2710	CL2711
2005-02	Rear -	C2704	C2705	CL2704	CL2705
HYUNDAI TRUCK					
ENTOURAGE					
2009-07	Front -	C3209	C3208	CL3209	CL3208
TUCSON					
2009-05	Front -	C2996	C2997	CL2996	CL2997
2009-05	Rear -	C3100	C3101	CL3100	CL3101

Check Position Of Caliper Prior To Removal Of Old Unit. See Illustration On the inside front cover. If Caliper Is Rear Mounted Then Part Numbers Are Reversed.

YEAR	APPLICATION	SEMI LOADED		LOADED	
		LEFT	RIGHT	LEFT	RIGHT
HYUNDAI TRUCK (cont.)					
SANTA FE					
2010-07	Front -	C3211	C3210	CL3211	CL3210
2006-04	Front -	C2710	C2711	CL2710	CL2711
2003	Front - w/ 3.5L Engine.....	C2710	C2711	CL2710	CL2711
2003	Front - 4WD; w/ 2.4L, 2.7L Engines.....	C2710	C2711	CL2710	CL2711
2003	Front - 2WD; w/ 2.4L, 2.7L Engines.....	C2710A	C2711A	CL2710A	CL2711A
2002	Front - w/ 4 Cylinder Engine.....	C2710A	C2711A	CL2710A	CL2711A
2002	Front - 6 Cylinder Engine; w/ Manual Transmission....	C2710A	C2711A	CL2710A	CL2711A
2002	Front - 6 Cylinder Engine; w/ Automatic Transmission	C2710	C2711	CL2710	CL2711
2001	Front - 2WD.....	C2710A	C2711A	CL2710A	CL2711A
2001	Front - 4WD.....	C2710	C2711	CL2710	CL2711
2006-01	Rear -	C2652	C2653	CL2652	CL2653
IHC TRUCK					
200 Series (3/4 TON)					
1975-74	Front - w/ H.D.....	C4088	C4087	CL4088B	CL4087B
IHC/NAVISTAR TRUCKS - MED. DUTY					
1154FC, 1452FC, 1652FC, M1400, M1600					
1990-87	Front & Rear - w/ 2.88" Piston Bendix Caliper.....	C8000	C8000	CL8000	CL8000
1990-87	Front & Rear - w/ 2.60" Piston; Bendix Caliper (Exc. 1154FC).....	C8001	C8001	CL8001	CL8001
1996-91	Front - w/ 2.88" Piston Bendix Caliper.....	C8000	C8000	CL8000	CL8000
1996-91	Front - w/ 3.38" Piston; Bendix Caliper.....	C4087	C4088	CL4087A	CL4088A
1996-91	Front - w/ 2.60" Piston; Bendix Caliper.....	C8001	C8001	CL8001	CL8001
1990-87	Front - w/ 3.38" Piston; Bendix Caliper.....	C4087	C4088	CL4087A	CL4088A
1990-87	Front - w/ 2.60" Piston; Bendix Caliper.....	C8001	C8001	CL8001	CL8001
1996-91	Rear - w/ 2.60" Piston; Bendix Caliper; (w/ Air Suspension).....	C8007	C8007	CL8007	CL8007
1996-91	Rear - w/ 2.60" Piston; Bendix Caliper; (w/o Air Suspension).....	C8001	C8001	CL8001	CL8001
1996-91	Rear - w/ 2.88" Piston; Bendix Caliper; (w/ Air Suspension).....	C8013	C8013	CL8013	CL8013
1996-91	Rear - w/ 2.88" Piston; Bendix Caliper; (w/o Air Suspension).....	C8000	C8000	CL8000	CL8000
1990-87	Rear - w/ 2.60" Piston; Bendix Caliper; (1154FC Only)	C8007	C8007	CL8007	CL8007
2275, 2276, 2300, 2375, 2500, 2554, 2574, 2575, 2600, 2654, 2675					
1990-82	Front - w/ International/Dana Front Axle.....	C8014	C8015		
1990-82	Front - w/ Rockwell Front Axle.....	C8016	C8017		
1990-82	Rear - w/ International/Dana Front Axle.....	C8018	C8019		
1990-82	Rear - w/ Rockwell Front Axle.....	C8016	C8017		
3000, 3000FE-RE, 3001C, 3200, 3400, 3600, 3600SC, 3700, 3800, 3900, 3900FC-FS					
2005-98	Front & Rear - w/ Bosch Caliper; w/ 66mm Piston; w/ Casting #4153269.....	C8056	C8056	CL8056	CL8056
2005-98	Front & Rear - w/ Bosch Caliper; w/ 73mm Piston; w/ Casting #4153222.....	C8058	C8058	CL8058	CL8058
1995-90	Front - w/ 2.88" Piston Bendix Caliper.....	C8000	C8000	CL8000	CL8000
1995-90	Front - w/ 3.38" Piston; Bendix Caliper.....	C4087	C4088	CL4087A	CL4088A
1995-90	Front - w/ 2.60" Piston; Bendix Caliper.....	C8001	C8001	CL8001	CL8001
1997-90	Rear - w/ 2.88" Piston; Bendix Caliper; (w/ Air Suspension).....	C8013	C8013	CL8013	CL8013
1995-90	Rear - w/ 2.60" Piston; Bendix Caliper; (w/ Air Suspension).....	C8007	C8007	CL8007	CL8007
1995-90	Rear - w/ 2.60" Piston; Bendix Caliper; (w/o Air Suspension).....	C8001	C8001	CL8001	CL8001
1995-90	Rear - w/ 2.88" Piston; Bendix Caliper; (w/o Air Suspension).....	C8000	C8000	CL8000	CL8000

Check Position Of Caliper Prior To Removal Of Old Unit. See Illustration On the inside front cover. If Caliper Is Rear Mounted Then Part Numbers Are Reversed.

YEAR	APPLICATION	SEMI LOADED		LOADED	
		LEFT	RIGHT	LEFT	RIGHT
IHC/NAVISTAR TRUCKS - MED. DUTY (cont.)					
4500, 4600, 4600LP, 4600UH, 4700, 4700LP, 4800, 4900					
2003-98	Front & Rear - w/ Bosch Caliper; w/ 66mm Piston; w/ Casting #4153269.....	C8056	C8056	CL8056	CL8056
2003-98	Front & Rear - w/ Bosch Caliper; w/ 73mm Piston; w/ Casting #4153222.....	C8058	C8058	CL8058	CL8058
1996-90	Front - w/ 2.88" Piston Bendix Caliper.....	C8000	C8000	CL8000	CL8000
1996-90	Front - w/ 3.38" Piston; Bendix Caliper.....	C4087	C4088	CL4087A	CL4088A
1996-90	Front - w/ 2.60" Piston; Bendix Caliper.....	C8001	C8001	CL8001	CL8001
1997-90	Rear - w/ 2.88" Piston; Bendix Caliper; (w/ Air Suspension).....	C8013	C8013	CL8013	CL8013
1996-90	Rear - w/ 2.60" Piston; Bendix Caliper; (w/o Air Suspension).....	C8001	C8001	CL8001	CL8001
1996-90	Rear - w/ 2.88" Piston; Bendix Caliper; (w/o Air Suspension).....	C8000	C8000	CL8000	CL8000
1995-90	Rear - w/ 2.60" Piston; Bendix Caliper; (w/ Air Suspension).....	C8007	C8007	CL8007	CL8007
7100					
2002-98	Front & Rear - w/ Bosch Caliper; w/ 66mm Piston; w/ Casting #4153269.....	C8056	C8056	CL8056	CL8056
2000-98	Front & Rear - w/ Bosch Caliper; w/ 73mm Piston; w/ Casting #4153222.....	C8058	C8058	CL8058	CL8058
1996-90	Front - w/ 2.88" Piston Bendix Caliper.....	C8000	C8000	CL8000	CL8000
1996-90	Front - w/ 3.38" Piston; Bendix Caliper.....	C4087	C4088	CL4087A	CL4088A
1996-90	Front - w/ 2.60" Piston; Bendix Caliper.....	C8001	C8001	CL8001	CL8001
1996-90	Rear - w/ 2.60" Piston; Bendix Caliper; (w/o Air Suspension).....	C8001	C8001	CL8001	CL8001
1996-90	Rear - w/ 2.88" Piston; Bendix Caliper; (w/o Air Suspension).....	C8000	C8000	CL8000	CL8000
1995-90	Rear - w/ 2.60" Piston; Bendix Caliper; (w/ Air Suspension).....	C8007	C8007	CL8007	CL8007
1995-90	Rear - w/ 2.88" Piston; Bendix Caliper; (w/ Air Suspension).....	C8013	C8013	CL8013	CL8013
C01650B, C01750B, C01850B CARGOSTAR					
1986-84	Front & Rear - w/ 2.88" Piston Bendix Caliper.....	C8000	C8000	CL8000	CL8000
1986-84	Front & Rear - w/ 2.60" Piston; Bendix Caliper.....	C8001	C8001	CL8001	CL8001
S1452, S1624, S1652, S1654					
2004-98	Front & Rear - w/ Bosch Caliper; w/ 66mm Piston; w/ Casting #4153269.....	C8056	C8056	CL8056	CL8056
2004-98	Front & Rear - w/ Bosch Caliper; w/ 73mm Piston; w/ Casting #4153222.....	C8058	C8058	CL8058	CL8058
1990-84	Front & Rear - w/ 2.88" Piston Bendix Caliper.....	C8000	C8000	CL8000	CL8000
1990-84	Front & Rear - w/ 2.60" Piston; Bendix Caliper.....	C8001	C8001	CL8001	CL8001
1983-82	Front & Rear - w/ 2.88" Piston Bendix Caliper.....	C8000	C8000	CL8000	CL8000
1983-82	Front & Rear - w/ 3.38" Piston; Bendix Caliper.....	C4087	C4088	CL4087A	CL4088A
1981-79	Front & Rear - w/ 2.60" Piston; Bendix Caliper.....	C8001	C8001	CL8001	CL8001
1990-84	Front - w/ 3.38" Piston; Bendix Caliper.....	C4087	C4088	CL4087A	CL4088A
S1723, S1724, S1753, S1754					
1990-84	Front & Rear - w/ 2.88" Piston Bendix Caliper.....	C8000	C8000	CL8000	CL8000
1990-84	Front & Rear - w/ 2.60" Piston; Bendix Caliper.....	C8001	C8001	CL8001	CL8001
1990-82	Front & Rear - w/ 3.38" Piston; Bendix Caliper.....	C4087	C4088	CL8001	CL8001
1983-82	Front & Rear - w/ 2.88" Piston Bendix Caliper.....	C8000	C8000	CL8000	CL8000
1983-82	Front & Rear - w/ 3.38" Piston; Bendix Caliper.....	C4087	C4088	CL8001	CL8001
1981-79	Front & Rear - w/ 2.60" Piston; Bendix Caliper.....	C8001	C8001	CL8001	CL8001
1990-84	Front - w/ 3.38" Piston; Bendix Caliper.....	C4087	C4088	CL4087A	CL4088A
S1823, S1824, S1853, S1853FC, S1854					
1990-84	Front & Rear - w/ 2.88" Piston Bendix Caliper.....	C8000	C8000	CL8000	CL8000
1990-84	Front & Rear - w/ 2.60" Piston; Bendix Caliper.....	C8001	C8001	CL8001	CL8001
1983-82	Front & Rear - w/ 2.88" Piston Bendix Caliper.....	C8000	C8000	CL8000	CL8000
1983-82	Front & Rear - w/ 3.38" Piston; Bendix Caliper.....	C4087	C4088	CL8000	CL8000

Check Position Of Caliper Prior To Removal Of Old Unit. See Illustration On the inside front cover. If Caliper Is Rear Mounted Then Part Numbers Are Reversed.

YEAR	APPLICATION	SEMI LOADED		LOADED	
		LEFT	RIGHT	LEFT	RIGHT
IHC/NAVISTAR TRUCKS - MED. DUTY (cont.)					
S1823, S1824, S1853, S1853FC, S1854 (cont.)					
1981-79	Front & Rear - w/ 2.60" Piston; Bendix Caliper.....	C8001	C8001	CL8001	CL8001
1990-84	Front - w/ 3.38" Piston; Bendix Caliper.....	C4087	C4088	CL4087A	CL4088A
S1924, S1925, S1954, S1955					
1990-84	Front & Rear - w/ 2.88" Piston Bendix Caliper.....	C8000	C8000	CL8000	CL8000
1990-84	Front & Rear - w/ 2.60" Piston; Bendix Caliper.....	C8001	C8001	CL8001	CL8001
1983-82	Front & Rear - w/ 2.88" Piston Bendix Caliper.....	C8000	C8000	CL8000	CL8000
1981-79	Front & Rear - w/ 2.60" Piston; Bendix Caliper.....	C8001	C8001	CL8001	CL8001
1990-84	Front - w/ 3.38" Piston; Bendix Caliper.....	C4087	C4088	CL4087A	CL4088A
S2124, S2125, S2154, S2155					
1990-84	Front & Rear - w/ 2.88" Piston Bendix Caliper.....	C8000	C8000	CL8000	CL8000
1990-84	Front & Rear - w/ 2.60" Piston; Bendix Caliper.....	C8001	C8001	CL8001	CL8001
1983-82	Front & Rear - w/ 2.88" Piston Bendix Caliper.....	C8000	C8000	CL8000	CL8000
1983-82	Front & Rear - w/ 3.38" Piston; Bendix Caliper.....	C4087	C4088		
1981-79	Front & Rear - w/ 2.60" Piston; Bendix Caliper.....	C8001	C8001	CL8001	CL8001
1990-84	Front - w/ 3.38" Piston; Bendix Caliper.....	C4087	C4088	CL4087A	CL4088A
INFINITI					
G20					
2002-99	Front	C2803	C2802	CL2803	CL2802
1996-91	Front	C1219B	C1218B	CL1219B	CL1218B
2002	Rear	C2627A	C2626A	CL2627A	CL2626A
2001-99	Rear	C2627	C2626	CL2627	CL2626
1996-91	Rear	C1716	C1717	CL1716	CL1717
G35					
2008	Front - w/o Sport Package.....	C2870B	C2871B	CL2870B	CL2871B
2007	Front - w/ VQ35DE Engine; w/ Sport Package.....	C2870A	C2871A	CL2870A	CL2871A
2007	Front - w/ VQ35HR Engine, w/o Sport Package.....	C2870B	C2871B	CL2870B	CL2871B
2006	Front	C2870A	C2871A	CL2870A	CL2871A
2005	Front - RWD.....	C2870A	C2871A	CL2870A	CL2871A
2005	Front - AWD.....	C2690A	C2691A	CL2690A	CL2691A
2004	Front - w/ Single Piston Caliper.....	C2690A	C2691A	CL2690A	CL2691A
2003	Front - w/ Single Piston Caliper; Exc. Sport; From 8/02; w/o Vehicle Dynamic Control.....	C2690A	C2691A	CL2690A	CL2691A
2003	Front - w/ Single Piston Caliper; Exc. Sport; Before 8/02; w/ Vehicle Dynamic Control.....	C2690A	C2691A	CL2690A	CL2691A
2003	Front - w/ Single Piston Caliper; Exc. Sport; From 8/02; w/ Vehicle Dynamic Control.....	C2690A	C2691A	CL2690A	CL2691A
2003	Front - w/ Single Piston Caliper; Sport; Before 8/02; w/ Vehicle Dynamic Control.....	C2690A	C2691A	CL2690A	CL2691A
2003	Front - w/ Single Piston Caliper; Sport; Before 8/02; w/o Vehicle Dynamic Control.....	C2690	C2691	CL2690	CL2691
2007	Rear - w/ VQ35DE Engine.....	C2792A	C2793A	CL2792A	CL2793A
2006	Rear - Before 10/05.....	C2792A	C2793A	CL2792A	CL2793A
2005	Rear	C2792A	C2793A	CL2792A	CL2793A
2004	Rear - w/ Single Piston Caliper.....	C2792	C2793		
2003	Rear - w/ Single Piston, before 8/02, exc. Sport.....	C2792	C2793	CL2792	CL2793
2003	Rear - w/ Single Piston Caliper, exc. Sport from 8/02.....	C2792	C2793	CL2792	CL2793
2003	Rear - w/ Single Piston Caliper, Sport before 8/02.....	C2792	C2793	CL2792	CL2793
G37					
2010-09	Front - w/ AWD.....	C2870B	C2871B	CL2870B	CL2871B
2010-09	Front - w/ RWD; w/o Sport Package.....	C2870B	C2871B	CL2870B	CL2871B
I30					
2001-00	Front	C2604	C2605	CL2604	CL2605
1999-96	Front	C1219	C1218	CL1219C	CL1218C
2001	Rear - Before 10/20/01.....	C2001	C2000	CL2001	CL2000
2001	Rear - From 10/20/01.....	C2857	C2856	CL2857	CL2856
2000-96	Rear	C2001	C2000	CL2001	CL2000

Check Position Of Caliper Prior To Removal Of Old
Unit. See Illustration On the inside front cover. If Caliper Is Rear
Mounted Then Part Numbers Are Reversed.

YEAR	APPLICATION	SEMI LOADED		LOADED	
		LEFT	RIGHT	LEFT	RIGHT
INFINITI (cont.)					
I35					
2004-02	Front -	C2690	C2691	CL2690	CL2691
2004-02	Rear -	C2857	C2856	CL2857	CL2856
J30					
1997-93	Front -	C1742	C1743	CL1742	CL1743
1997-93	Rear -	C1768	C1769	CL1768	CL1769
M30					
1992-90	Front -	C961	C960	CL961	CL960
1992-90	Rear -	C1559	C1558	CL1559	CL1558
M35					
2010-06	Front -	C2870B	C2871B	CL2870B	CL2871B
2009-06	Rear -	C2792A	C2793A	CL2792A	CL2793A
M45					
2010-06	Front -	C2870B	C2871B	CL2870B	CL2871B
2004-03	Front -	C2870	C2871	CL2870	CL2871
2009-06	Rear -	C2792A	C2793A	CL2792A	CL2793A
2004-03	Rear -	C2790	C2791	CL2790	CL2791
Q45					
2006-02	Front -	C2870	C2871	CL2870	CL2871
2001-97	Front -	C2816	C2817	CL2816	CL2817
1996-95	Front - w/ Full Active Suspension.....	C1553	C1552	CL1553	CL1552
1996-95	Front - w/o Full Active Suspension.....	C1553	C1552	CL1553A	CL1552A
1994-90	Front -	C1553	C1552	CL1553	CL1552
2006-02	Rear -	C2790	C2791	CL2790	CL2791
2001-97	Rear -	C1768	C1769	CL1768	CL1769
1996-95	Rear -	C1561	C1560	CL1561A	CL1560A
1994-90	Rear -	C1561	C1560	CL1561	CL1560
INFINITI TRUCK					
EX35					
2010-08	Front -	C2870B	C2871B	CL2870B	CL2871B
FX35					
2005-03	Front -	C2876	C2877	CL2876	CL2877
2008-03	Rear -	C2786	C2787	CL2786	CL2787
FX45					
2005-03	Front -	C2876	C2877	CL2876	CL2877
2008-03	Rear -	C2786	C2787	CL2786	CL2787
QX4					
2003-98	Front -	C2579	C2578	CL2579	CL2578
1997	Front -	C1815	C1814	CL1815	CL1814
QX56					
2006-04	Front -	C2983	C2982	CL2983	CL2982
2009-04	Rear -	C2948	C2949	CL2948	CL2949
ISUZU					
IMPULSE					
1992-91	Front - w/ Lotus Suspension.....	C1417	C1416	CL1417	CL1416
1992-91	Front - w/o Lotus Suspension.....	C1586	C1587	CL1586	CL1587
1990	Front -	C1417	C1416	CL1417	CL1416
1992-90	Rear -	C1588	C1589	CL1588	CL1589
STYLUS					
1993-91	Front - w/ Lotus Suspension.....	C1417	C1416	CL1417	CL1416
1993-91	Front - w/o Lotus Suspension.....	C1586	C1587	CL1586	CL1587
1993-91	Rear -	C1588	C1589	CL1588	CL1589

Check Position Of Caliper Prior To Removal Of Old Unit. See Illustration On the inside front cover. If Caliper Is Rear Mounted Then Part Numbers Are Reversed.

YEAR	APPLICATION	SEMI LOADED		LOADED	
		LEFT	RIGHT	LEFT	RIGHT
ISUZU TRUCK					
AMIGO					
2000-98	Front -	C1639	C1638	CL1639	CL1638
1994	Front - w/ Casting #2307.....	C1169	C1168	CL1169	CL1168
1994	Front - w/ Casting #2326.....	C1639	C1638	CL1639	CL1638
1993-89	Front -	C1169	C1168	CL1169	CL1168
2000-98	Rear - 4WD.....	C1637	C1636	CL1637	CL1636
1994	Rear -	C1637	C1636	CL1637	CL1636
1993-89	Rear -	C1191	C1190	CL1191	CL1190
ASCENDER					
2008-06	Front -	C5004	C5005	CL5004	CL5005
2005	Front - w/ 6 Cylinder Engine.....	C4798A	C4799A	CL4798A	CL4799A
2005	Front - w/ 8 Cylinder Engine.....	C4799	C4798	CL4799	CL4798
2004-03	Front -	C4798	C4799	CL4798	CL4799
2008-03	Rear -	C4804	C4805	CL4804	CL4805
AXIOM					
2004-03	Front -	C2801	C2800	CL2801	CL2800
2002	Front - Before 11/1/01.....	C1639	C1638	CL1639	CL1638
2002	Front - From 11/1/01.....	C2801	C2800	CL2801	CL2800
2004-02	Rear - 4WD.....	C1637	C1636	CL1637	CL1636
i-280					
2006	Front -	C4939	C4938	CL4939	CL4938
i-290					
2008-07	Front -	C4939	C4938	CL4939	CL4938
i-350					
2006	Front -	C4939	C4938	CL4939	CL4938
i-370					
2007	Front -	C4939	C4938	CL4939	CL4938
OASIS					
1999-96	Front -	C1461	C1460	CL1461	CL1460
1999-96	Rear -	C1449	C1448	CL1449	CL1448
PICKUP (Includes Hombre)					
2000-98	Front - 2WD.....	C4072	C4071	CL4072	CL4071
2000-98	Front - 4WD.....	C4695	C4694	CL4695	CL4694
1997-96	Front -	C4072	C4071	CL4072	CL4071
1995-88	Front - 2WD.....	C1187	C1186	CL1187	CL1186
1995-88	Front - 4WD.....	C1169	C1168	CL1169	CL1168
2000-98	Rear -	C4712	C4713	CL4712	CL4713
1995-88	Rear -	C1191	C1190	CL1191	CL1190
RODEO					
2004-02	Front -	C2801	C2800	CL2801	CL2800
2001-96	Front -	C1639	C1638	CL1639	CL1638
1995-93	Front - 4 Cylinder Engine.....	C1169	C1168	CL1169	CL1168
1995-93	Front - 6 Cylinder Engine.....	C1639	C1638	CL1639	CL1638
1992-91	Front -	C1169	C1168	CL1169	CL1168
2004-93	Rear -	C1637	C1636	CL1637	CL1636
RODEO SPORT					
2003-02	Front -	C2801	C2800	CL2801	CL2800
2001	Front -	C1639	C1638	CL1639	CL1638
2003-01	Rear - 4WD.....	C1637	C1636	CL1637	CL1636
TROOPER, TROOPER II					
2002-92	Front -	C1639	C1638	CL1639	CL1638
1991-88	Front -	C1169	C1168	CL1169	CL1168
1987	Front - From 11/86.....	C1169	C1168	CL1169	CL1168
2002-92	Rear -	C1637	C1636	CL1637	CL1636
1991-88	Rear -	C1191	C1190	CL1191	CL1190

Check Position Of Caliper Prior To Removal Of Old Unit. See Illustration On the inside front cover. If Caliper Is Rear Mounted Then Part Numbers Are Reversed.

YEAR	APPLICATION	SEMI LOADED		LOADED	
		LEFT	RIGHT	LEFT	RIGHT
ISUZU TRUCK (cont.)					
VEHICROSS					
2001-99	Front -	C1639	C1638	CL1639	CL1638
2001-99	Rear -	C1637	C1636	CL1637	CL1636
ISUZU MEDIUM TRUCK					
FSR, FTR, FVR					
2009-04	Front & Rear - w/ 4 Pistons; Dayton Caliper; w/ Casting #602 or #603.....	C8052	C8053	CL8052	CL8053
2009-04	Front - w/ 4 Pistons; Dayton Caliper; w/ Casting #595B.....	C8051	C8050	CL8051	CL8050
2002-97	Front - w/ 2.50" Piston Dayton Caliper.....	C4842	C4842	CL4842	CL4842
2002-97	Front - w/ 2.88" Piston Bendix Caliper.....	C8000	C8000	CL8000	CL8000
2009-04	Rear - w/ 4 Pistons; Dayton Caliper; w/ Casting #595B.....	C8050	C8051	CL8050	CL8051
2002	Rear - w/ 2.75" Piston; Dayton Caliper.....	C8051	C8050	CL8051	CL8050
NPR					
1997-88	Front -	C8023	C8024		
JAGUAR					
S-TYPE					
2005-03	Front - Exc. Supercharger; Exc. Sport Suspension.....	C4793	C4792	CL4793	CL4792
2005-03	Front - Exc. Supercharger; w/ Sport Suspension.....	C4793A	C4792A	CL4793A	CL4792A
2002-00	Front -	C4793	C4792	CL4793	CL4792
2005-00	Rear -	C4812	C4813	CL4812	CL4813
X-TYPE					
2006-02	Front -	C3212	C3213	CL3212	CL3213
XJR					
2000	Front -	C1721	C1720		
1999-95	Front -	C1721	C1720	CL1721	CL1720
2000-99	Rear -	C2040	C2041		
1998-95	Rear -	C2024	C2025	CL2024	CL2025
XJS					
1996-76	Front -	C767	C766	CL767	CL766
1996	Rear -	C2024	C2025	CL2024	CL2025
1995	Rear - To Chassis #198334.....	C1788	C1789	CL1788	CL1789
1995	Rear - From Chassis #198335.....	C2024	C2025	CL2024	CL2025
1994-76	Rear -	C769	C768	CL769	CL768
XJ6, VANDEN PLAS, SOVEREIGN					
2005-04	Front -	C4793A	C4792A	CL4793A	CL4792A
2000	Front -	C1721	C1720		
1999-95	Front -	C1721	C1720	CL1721	CL1720
1994-90	Front -	C1720	C1721		
1987-74	Front -	C767	C766	CL767	CL766
2003-98	Rear -	C2040	C2041		
1997-95	Rear -	C2024	C2025	CL2024	CL2025
1994-90	Rear -	C1788	C1789	CL1788	CL1789
1987-74	Rear -	C769	C768	CL769	CL768
XJ8					
2005-04	Front -	C4793A	C4792A	CL4793A	CL4792A
2000	Front -	C1721	C1720		
1999-98	Front -	C1721	C1720	CL1721	CL1720
2003-98	Rear -	C2040	C2041		
XJ12					
1996-95	Front -	C1721	C1720	CL1721	CL1720
1979-75	Front -	C767	C766	CL767	CL766
1974	Front - From 10/73.....	C767	C766	CL767	CL766
1996-95	Rear -	C2024	C2025	CL2024	CL2025
1994	Rear -	C1788	C1789	CL1788	CL1789
1979-75	Rear -	C769	C768	CL769	CL768
1974	Rear - From 10/73.....	C769	C768	CL769	CL768

Check Position Of Caliper Prior To Removal Of Old Unit. See Illustration On the inside front cover. If Caliper Is Rear Mounted Then Part Numbers Are Reversed.

YEAR	APPLICATION	SEMI LOADED		LOADED	
		LEFT	RIGHT	LEFT	RIGHT
JAGUAR (cont.)					
XKE					
1974	Front - From 10/73.....	C767	C766	CL767	CL766
1974	Rear - From 10/73.....	C769	C768	CL769	CL768
XKR					
2000	Front -.....	C2823	C2822	CL2823	CL2822
2001-00	Rear -.....	C2040	C2041		
XK8					
2006-02	Front -.....	C2823	C2822		
2001	Front - w/ 325mm Disc.....	C2823	C2822		
2000	Front -.....	C2823	C2822	CL2823	CL2822
1999	Front - To VIN #V037347.....	C2042	C2043		
1999	Front - From VIN # V037348.....	C2823	C2822	CL2823	CL2822
1998-97	Front -.....	C2042	C2043		
2006-97	Rear -.....	C2040	C2041		
JEEP					
CHEROKEE, GRAND CHEROKEE					
2010-06	Front - Exc. 6.1L.....	C4991	C4990	CL4991	CL4990
2005	Front - Grand Cherokee.....	C4991	C4990	CL4991	CL4990
2004-03	Front - Grand Cherokee; Akebono Replacement Caliper	C4827	C4826	CL4827	CL4826
2002	Front - Grand Cherokee; Akebono Replacement Caliper	C4827	C4826	CL4827	CL4826
2002	Front - Grand Cherokee; (ATE) Original Caliper.....	C4811	C4810	CL4811	CL4810
2001	Front - Cherokee.....	C4340	C4339	CL4340	CL4339
2001	Front - Grand Cherokee; Akebono Replacement Caliper	C4827	C4826	CL4827	CL4826
2001	Front - Grand Cherokee; (ATE) Original Caliper.....	C4811	C4810	CL4811	CL4810
2000-99	Front - Cherokee.....	C4340	C4339	CL4340A	CL4339A
2000-99	Front - Grand Cherokee; Akebono Replacement Caliper	C4827	C4826	CL4827	CL4826
2000-99	Front - Grand Cherokee; (ATE) Original Caliper.....	C4811	C4810	CL4811	CL4810
1998-97	Front -.....	C4340	C4339	CL4340A	CL4339A
1996-95	Front -.....	C4340	C4339	CL4340	CL4339
1994	Front -.....	C4340	C4339	CL4340	CL4339
1993-90	Front - 2WD.....	C4342	C4341	CL4342	CL4341
1993-90	Front - 4WD.....	C4340	C4339	CL4340	CL4339
1989-84	Front - Forward Mount.....	C4182	C4181	CL4182	CL4181
1983-79	Front -.....	C4209	C4208	CL4209	CL4208
2010-06	Rear - Exc. 6.1L Engine.....	C4998	C4999	CL4998	CL4999
2005	Rear - Grand Cherokee.....	C4998	C4999	C4998	C4999
2004-99	Rear - Grand Cherokee.....	C4818	C4819	CL4818	CL4819
1998-97	Rear - Grand Cherokee.....	C4399	C4398	CL4399B	CL4398B
1996-95	Rear - Grand Cherokee.....	C4399	C4398	CL4399A	CL4398A
1994	Rear - To VIN #358320.....	C4399	C4398	CL4399	CL4398
1994	Rear - From VIN #358321.....	C4399	C4398	CL4399A	CL4398A
CJ5, CJ6, CJ7 UNIVERSAL, CJ8 SCRAMBLER					
1986-82	Front -.....	C4182	C4181	CL4182	CL4181
COMANCHE					
1992-90	Front - 2WD.....	C4342	C4341	CL4342	CL4341
1992-90	Front - 4WD.....	C4340	C4339	CL4340	CL4339
1989-86	Front - Forward Mount.....	C4182	C4181	CL4182	CL4181
COMMANDER					
2010-06	Front -.....	C4991	C4990	CL4991	CL4990
2010-06	Rear -.....	C4998	C4999	CL4998	CL4999
COMPASS					
2010-07	Front -.....	C5032	C5033	CL5032	CL5033
2010-08	Rear - w/ Casting #3502.....	C5039	C5038	CL5039	CL5038
2010-08	Rear - w/ Casting #3503.....	C5105	C5104	CL5105	CL5104
2007	Rear -.....	C5039	C5038	CL5039	CL5038

Check Position Of Caliper Prior To Removal Of Old Unit. See Illustration On the inside front cover. If Caliper Is Rear Mounted Then Part Numbers Are Reversed.

YEAR	APPLICATION	SEMI LOADED		LOADED	
		LEFT	RIGHT	LEFT	RIGHT
JEEP (cont.)					
GRAND WAGONEER					
1993	Front -	C4340	C4339	CL4340	CL4339
1991-84	Front -	C4209	C4208	CL4209	CL4208
J SERIES PICKUP, GLADIATOR					
1988-79	Front -	C4209	C4208	CL4209	CL4208
LIBERTY					
2010-09	Front - Exc. H.D. Brakes.....	C5044	C5045	CL5044	CL5045
2008	Front -	C5044	C5045	CL5044	CL5045
2007-02	Front -	C4845	C4844	CL4845	CL4844
2010-08	Rear -	C5046	C5047	CL5046	CL5047
2007-03	Rear -			CL4755B	CL4754B
PATRIOT					
2010-07	Front -	C5032	C5033	CL5032	CL5033
2010-08	Rear - w/ Casting #3502.....	C5039	C5038	CL5039	CL5038
2010-08	Rear - w/ Casting #3503.....	C5105	C5104	CL5105	CL5104
2007	Rear -	C5039	C5038	CL5039	CL5038
TJ, YJ (Canada)					
2004-98	Front -	C4340	C4339	CL4340A	CL4339A
1997-90	Front -	C4340	C4339	CL4340	CL4339
1989-86	Front - Forward Mount.....	C4182	C4181	CL4182	CL4181
2004-03	Rear -	C4755	C4754	CL4755B	CL4754B
WAGONEER					
1990	Front -	C4340	C4339	CL4340	CL4339
1989-84	Front - Forward Mount.....	C4182	C4181	CL4182	CL4181
1983-79	Front -	C4209	C4208	CL4209	CL4208
WRANGLER					
2010-08	Front - Exc. H.D. Brakes.....	C5044	C5045	CL5044	CL5045
2008-07	Front -	C5044	C5045	CL5044	CL5045
2006-97	Front -	C4340	C4339	CL4340A	CL4339A
1996-90	Front -	C4340	C4339	CL4340	CL4339
1989-87	Front -	C4182	C4181	CL4182	CL4181
2010-07	Rear -	C5046	C5047	CL5046	CL5047
2006-03	Rear -	C4755	C4754	CL4755B	CL4754B
KIA					
AMANTI					
2006-04	Front -	C2914A	C2915A	CL2914A	CL2915A
2006-04	Rear -	C2704	C2705	CL2704	CL2705
OPTIMA					
2010-07	Front -	C2999	C2998	CL2998	CL2999
2006	Front - w/ Casting #BC140056.....	C2832	C2833	CL2832	CL2833
2006	Front - w/ Casting #BC140088.....	C2999	C2998	CL2998	CL2999
2005-04	Front -	C2832	C2833	CL2832	CL2833
2003-01	Front -	C2648	C2649	CL2648	CL2649
2007	Rear -	C3101	C3100	CL3101	CL3100
2006	Rear - w/ Casting #BC140039.....	C2704	C2705	CL2704	CL2705
2006	Rear - w/ Casting #BC140099.....	C3101	C3100	CL3101	CL3100
2005-02	Rear -	C2704	C2705	CL2704	CL2705
MAGENTIS (Canada)					
2002-01	Front -	C2648	C2649	CL2648	CL2649
RIO, RIO5					
2010-06	Front -	C3300	C3301	CL3300	CL3301
2005-03	Front -	C2918	C2919	CL2918	CL2919
2002	Front - Wagon.....	C2672	C2673	CL2672	CL2673
2002	Front - Sedan.....	C1752	C1753	CL1752B	CL1753B
2001	Front -	C1752	C1753	CL1752B	CL1753B

Check Position Of Caliper Prior To Removal Of Old Unit. See Illustration On the inside front cover. If Caliper Is Rear Mounted Then Part Numbers Are Reversed.

YEAR	APPLICATION	SEMI LOADED		LOADED	
		LEFT	RIGHT	LEFT	RIGHT
KIA (cont.)					
SEPHIA					
2001	Front -	C2844	C2845	CL2844	CL2845
2000-94	Front -	C3042	C3043	CL3042	CL3043
2001-98	Rear -	C2625	C2624	CL2625	CL2624
1997-96	Rear -	C3045	C3044	CL3045	CL3044
SPECTRA, SPECTRA 5					
2009-06	Front -	C2980A	C2981A	CL2980A	CL2981A
2008-06	Front - Spectra 5.....	C2980A	C2981A	CL2980A	CL2981A
2005	Front -	C2980	C2981	CL2980	CL2981
2004-01	Front -	C2844	C2845	CL2844	CL2845
2000	Front -	C3042	C3043	CL3042	CL3043
2009-06	Rear - Spectra 5.....	C3302	C3303	CL3302	CL3303
2008-06	Rear -	C3302	C3303	CL3302	CL3303
2005	Rear - Before 11/1/01.....	C2854	C2855	CL2854	CL2855
2005	Rear - From 11/2004.....	C3302	C3303	CL3302	CL3303
2004-00	Rear -	C2625	C2624	CL2625	CL2624
KIA TRUCK					
SEDONA					
2010-06	Front -	C3209	C3208	CL3209	CL3208
2005	Front -	C3211A	C3210A	CL3210A	CL3211A
2004	Front - Before 12/1/03.....	C2692	C2693	CL2692	CL2693
2004	Front - From 12/1/03.....	C3211A	C3210A	CL3210A	CL3211A
2003-02	Front -	C2692	C2693	CL2692	CL2693
SORENTO					
2004-03	Front -	C2820	C2821	CL2820	CL2821
2006-03	Rear -	C2814	C2815	CL2814	CL2815
SPORTAGE					
2010-05	Front -	C2996	C2997	CL2996	CL2997
2002-98	Front -	C2587	C2586	CL2587	CL2586
1997-95	Front -	C2101	C2100	CL2101	CL2100
2010-05	Rear -	C3100	C3101	CL3100	CL3101
LAND ROVER					
DEFENDER 90					
1997-94	Front -	C2085	C2084	CL2085	CL2084
1997-94	Rear - w/12 mm Mount Holes.....	C2071	C2070	CL2071	CL2070
1997-94	Rear - w/10 mm Mounting Holes.....	C2071A	C2070A	CL2071A	CL2070A
DISCOVERY					
2002-00	Front -	C2081	C2080	CL2081	CL2080
1999	Front - Exc. Series II.....	C2083	C2082	CL2083	CL2082
1999	Front - Series II.....	C2081	C2080	CL2081	CL2080
1999	Front - Exc. Series II w/12 mm Mounting Holes w/ 2 inlets.....	C2083B	C2082B		
1999	Front - Exc. Series II w/10 mm Mounting Holes, w/ 2 inlets.....	C2083C	C2082C		
1999	Front - Exc. Series II w/12 mm Mounting Holes, w/ 1 inlet.....	C2083	C2082		
1999	Front - Exc. Series II, w/ 10mm Mounting Holes, 2/ 1 Inlet.....	C2083A	C2082A		
1998-94	Front - w/12 mm Mounting Holes, w/ 2 inlets.....	C2083B	C2082B		
1998-94	Front - w/10 mm Mounting Holes, w/ 2 inlets.....	C2083C	C2082C		
1998-94	Front - w/12 mm Mounting Holes, w/ 1 inlet.....	C2083	C2082	CL2083	CL2082
1998-94	Front - w/10 mm Mounting Holes, w/ 1 inlet.....	C2083A	C2082A		
1998-93	Front -	C2083	C2082		
2004-00	Rear -	C2065	C2064	CL2065	CL2064
1999	Rear - Exc. Series II.....	C2071	C2070		
1999	Rear - Series II.....	C2065	C2064	CL2065	CL2064
1999	Rear - Exc. Series II w/10 mm Mounting Holes.....	C2071A	C2070A	CL2071A	CL2070A
1999	Rear - EXC. series II, w/ 12mm Mounting Holes.....	C2071	C2070	CL2071	CL2070

Check Position Of Caliper Prior To Removal Of Old Unit. See Illustration On the inside front cover. If Caliper Is Rear Mounted Then Part Numbers Are Reversed.

YEAR	APPLICATION	SEMI LOADED		LOADED	
		LEFT	RIGHT	LEFT	RIGHT
LAND ROVER (cont.)					
DISCOVERY (cont.)					
1999-93	Rear - w/12 mm Mount Holes.....	C2071	C2070	CL2071	CL2070
1998-94	Rear - w/ 10mm Mounting Holes.....	C2071A	C2070A	CL2071A	CL2070A
FREELANDER					
2005-02	Front -.....	C2828	C2829	CL2828	CL2829
RANGE ROVER					
2005-03	Front -.....	C1840NB	C1841NB		
2002-96	Front -.....	C2081	C2080	CL2081	CL2080
1995	Front - SE; HSE.....	C2081	C2080	CL2081	CL2080
2009-06	Rear -.....	C3357	C3356		
2002-96	Rear -.....	C2065	C2064	CL2065	CL2064
1995	Rear - SE; HSE.....	C2065	C2064	CL2065	CL2064
1995	Rear - Exc. SE; HSE.....	C2071	C2070	CL2071	CL2070
1995	Rear - Exc. LWB, SE w/12mm Mounting Holes.....	C2071	C2070	CL2070	CL2070
1995	Rear - Exc. LWB, SE w/10mm Mounting Holes.....	C2071A	C2070A	CL2071A	CL2070A
1994-90	Rear -.....	C2071	C2070		
1994-87	Rear - w/12 mm Mount Holes.....	C2071	C2070	CL2071	CL2070
1994-87	Rear - w/10 mm Mounting Holes.....	C2071A	C2070A	CL2071A	CL2070A
1989-87	Rear -.....	C2071	C2070		
LEXUS					
ES250					
1991-90	Front -.....	C1189A	C1188A	CL1189A	CL1188A
1991-90	Rear -.....	C1203	C1202	CL1203	CL1202
ES300					
2003-02	Front -.....	C2830	C2831	CL2830	CL2831
2001-97	Front -.....	C1974	C1975	CL1974	CL1975
1996-94	Front -.....	C1660	C1661	CL1660	CL1661
1993-92	Front -.....	C1571	C1570	CL1571	CL1570
2003-02	Rear - Exc. Brazil Spec.....	C2685	C2684	CL2685	CL2684
2003-02	Rear - Brazil Spec.....	C2685A	C2684A	CL2685A	CL2684A
2001-00	Rear -.....	C2611	C2610	CL2611	CL2610
1999-97	Rear -.....	C1203	C1202	CL1203	CL1202
1996-92	Rear -.....	C1203A	C1202A	CL1203A	CL1202A
ES330					
2006-04	Front -.....	C2830	C2831	CL2830	CL2831
2006-04	Rear -.....	C2685	C2684	CL2685	CL2684
ES350					
2010-07	Front -.....	C3128	C3129	CL3128	CL3129
2010-07	Rear -.....	C3131	C3130	CL3131	CL3130
GS300					
2006	Front -.....	C6041	C6040		
2005-98	Front -.....	C2775	C2774	CL2775	CL2774
1997-96	Front -.....	C1644A	C1643A	CL1644A	CL1643A
1995-93	Front -.....	C1644	C1643	CL1644	CL1643
2006	Rear -.....	C3406	C3407		
2005-98	Rear -.....	C2841	C2840	CL2841	CL2840
1997-96	Rear -.....	C1843	C1842	CL1843	CL1842
1995-93	Rear -.....	C1649	C1648	CL1649	CL1648
GS400					
2000-98	Front -.....	C2775	C2774	CL2775	CL2774
2000-98	Rear -.....	C2841	C2840	CL2841	CL2840
GS430					
2005-01	Front -.....	C2775	C2774	CL2775	CL2774
2005-01	Rear -.....	C2841	C2840	CL2841	CL2840

Check Position Of Caliper Prior To Removal Of Old Unit. See Illustration On the inside front cover. If Caliper Is Rear Mounted Then Part Numbers Are Reversed.

YEAR	APPLICATION	SEMI LOADED		LOADED	
		LEFT	RIGHT	LEFT	RIGHT
LEXUS (cont.)					
HS250H					
2010	Front -	C3196A	C3197A	CL3196A	CL3197A
IS250					
2010	Front - C Model.....	C6041	C6040		
2010-09	Front - USA.....	C6041	C6040		
IS300					
2005-01	Front -	C2779	C2778		
2005-01	Rear -	C2839	C2838	CL2839	CL2838
LS400					
2000-95	Front -	C1909	C1908	CL1909	CL1908
1994-93	Front -	C1751	C1750	CL1751	CL1750
1992-91	Front -	C1611	C1610	CL1611	CL1610
1990	Front - Before 8/90.....	C1603	C1602	CL1603	CL1602
1990	Front - From 8/90.....	C1611	C1610	CL1611	CL1610
2000-98	Rear -	C1607	C1606	CL1607	CL1606
1997-95	Rear -	C1763	C1762	CL1763	CL1762
1994-93	Rear -	C1607	C1606	CL1607	CL1606
1992-90	Rear -	C1605	C1604	CL1605	CL1604
LS430					
2006-01	Front -	C2709	C2708	CL2709	CL2708
2006-01	Rear -	C2765	C2764	CL2765	CL2764
SC300					
1998-92	Front -	C1671	C1670	CL1671	CL1670
2000-97	Rear -	C1645	C1646	CL1645	CL1646
1996-92	Rear -	C1645A	C1646A	CL1645A	CL1646A
SC400					
1997-92	Front -	C1609	C1608	CL1609	CL1608
2000-92	Rear -	C1645	C1646	CL1645	CL1646
SC430					
2010-02	Front -	C2775	C2774	CL2775	CL2774
2010-02	Rear -	C2841	C2840	CL2841	CL2840
LEXUS TRUCK					
GX460					
2010	Rear -	C2737	C2736		
GX470					
2009-03	Front -	C2767	C2766	CL2767	CL2766
2009-03	Rear -	C2737	C2736	CL2737	CL2736
LX450					
1997-96	Front -	C1653	C1654	CL1653	CL1654
1997-96	Rear -	C1656	C1655	CL1656	CL1655
LX470					
2007-03	Front -	C2769	C2768	CL2769	CL2768
2002-98	Front -	C2635	C2634	CL2635	CL2634
2007-00	Rear -	C2630	C2631	CL2630	CL2631
1999-98	Rear -	C2972	C2973	CL2972	CL2973
RX300					
2003-02	Front -	C1974B	C1975B	CL1974B	CL1975B
2001-99	Front -	C1974A	C1975A	CL1974A	CL1975A
2003-99	Rear -	C2593	C2592	CL2593	CL2592
RX330					
2006-04	Front -	C2874	C2875	CL2874	CL2875
2006-04	Rear -	C2783	C2782	CL2783	CL2782

Check Position Of Caliper Prior To Removal Of Old Unit. See Illustration On the inside front cover. If Caliper Is Rear Mounted Then Part Numbers Are Reversed.

YEAR	APPLICATION	SEMI LOADED		LOADED	
		LEFT	RIGHT	LEFT	RIGHT
LEXUS TRUCK (cont.)					
RX350					
2009-07	Front -.....	C2874	C2875	CL2874	CL2875
2009-07	Rear -.....	C2783	C2782	CL2783	CL2782
RX400H					
2008-06	Front -.....	C2874	C2875	CL2874	CL2875
2008-06	Rear -.....	C2783	C2782	CL2783	CL2782
LINCOLN					
CONTINENTAL					
2002	Front -.....	C4612BS	C4613BS	CL4612BS	CL4613BS
2001-95	Front -.....	C4382A	C4383A	CL4382A	CL4383A
1994-93	Front -.....	C4382	C4383	CL4382	CL4383
1992-88	Front -.....	C4248	C4247	CL4248	CL4247
1987-82	Front -.....	C4151	C4150	CL4151	CL4150
1981	Front - Before 5/1/81.....	C4147	C4146	CL4147	CL4146
1981	Front - From 5/1/81.....	C4151	C4150	CL4151	CL4150
1980	Front -.....	C4147	C4146	CL4147	CL4146
2002-01	Rear -.....	C4821	C4820	CL4821	CL4820
2000-93	Rear -.....	C4537	C4536	CL4537	CL4536
1992-88	Rear -.....	C4509	C4508	CL4509	CL4508
1987-84	Rear -.....	C4232	C4231	CL4232	CL4231
LS					
2006-00	Front -.....	C4793	C4792	CL4793	CL4792
2006-03	Rear -.....	C4852	C4853	CL4852	CL4853
2002-00	Rear -.....	C4812	C4813	CL4812	CL4813
MARK VI					
1983-82	Front -.....	C4151	C4150	CL4151	CL4150
1981	Front - Before 5/1/81.....	C4147	C4146	CL4147	CL4146
1981	Front - From 5/1/81.....	C4151	C4150	CL4151	CL4150
1980	Front -.....	C4147	C4146	CL4147	CL4146
MARK VII					
1992-90	Front -.....	C4389	C4388	CL4389	CL4388
1989-84	Front -.....	C4151	C4150	CL4151	CL4150
1992-91	Rear -.....	C4509	C4508	CL4509	CL4508
1990-84	Rear -.....	C4232	C4231	CL4232	CL4231
MARK VIII					
1998-93	Front -.....	C4383C	C4382C	CL4383C	CL4382C
1998-93	Rear -.....	C4539	C4538	CL4539	CL4538
MKZ					
2010-07	Front -.....	C5000	C5001	CL5000	CL5001
2010-07	Rear -.....	C5002	C5003	CL5002	CL5003
TOWN CAR					
2010-06	Front - Exc. Limo.....	C4841	C4840	CL4841	CL4840
2010-03	Front - Limo.....	C4841	C4840	CL4841A	CL4840A
2005-03	Front - Exc. Limo.....	C4841	C4840	CL4841	CL4840
2002-98	Front -.....	C4735	C4734	CL4735	CL4734
1997-95	Front -.....	C4611	C4610	CL4611	CL4610
1994	Front - Before 11/1/93.....	C4389	C4388	CL4389	CL4388
1994	Front - From 11/1/93.....	C4395	C4394	CL4395	CL4394
1993-90	Front -.....	C4389	C4388	CL4389	CL4388
1989-81	Front -.....	C4151	C4150	CL4151	CL4150
2010-06	Rear - Limo.....	C4678	C4679	CL4678A	CL4679A
2010-06	Rear - Exc. Limo.....	C4850	C4851	CL4850	CL4851
2007-03	Rear - Limo.....	C4678	C4679	CL4678A	CL4679A
2007-03	Rear - Exc. Limo.....	C4850	C4851	CL4850	CL4851
2002-01	Rear -.....	C4636	C4636	CL4636	CL4636
2000-96	Rear -.....	C4637	C4637	CL4637	CL4637
1995	Rear -.....	C4368	C4368	CL4368	CL4368

Check Position Of Caliper Prior To Removal Of Old Unit. See Illustration On the inside front cover. If Caliper Is Rear Mounted Then Part Numbers Are Reversed.

YEAR	APPLICATION	SEMI LOADED		LOADED	
		LEFT	RIGHT	LEFT	RIGHT
LINCOLN (cont.)					
TOWN CAR (cont.)					
1993-91	Rear -	C4368	C4368	CL4368	CL4368
ZEPHYR					
2006	Front -	C5000	C5001	CL5000	CL5001
2006	Rear -	C5002	C5003	CL5002	CL5003
LINCOLN TRUCK					
AVIATOR					
2005-03	Front -	C4865	C4864	CL4865	CL4864
2005-03	Rear - w/o Traction Control.....	C4755	C4754	CL4755A	CL4754A
2005-03	Rear - w/ Traction Control; w/ Advance Trac.....	C4755	C4754	CL4755	CL4754
BLACKWOOD					
2003-02	Front -	C4751	C4750	CL4751	CL4750
2003-02	Rear -	C4678	C4679	CL4678	CL4679
MARK LT					
2008-06	Front -	C4975	C4974	CL4975	CL4974
2008-06	Rear -	C4859	C4858	CL4859	CL4858
MKX					
2008-07	Front - w/ FWD.....	C5026	C5027	CL5026	CL5027
2008-07	Front - w/ AWD.....	C5026A	C5027A	CL5026A	CL5027A
2008-07	Rear -	C5043	C5042	CL5043	CL5042
NAVIGATOR					
2009-07	Front -	C5061	C5060	CL5061	CL5060
2006-04	Front -	C4829	C4828	CL4829	CL4828
2003	Front - From 7/15/02.....	C4829	C4828	CL4829	CL4828
2003	Front - Before 7/15/02.....	C4856	C4857	CL4856	CL4857
2002-98	Front -	C4653	C4652	CL4653	CL4652
2010-07	Rear -	C5049	C5048	CL5049	CL5048
2006-03	Rear -	C4831	C4830	CL4831	CL4830
2002-98	Rear -	C4678	C4679	CL4678	CL4679
MACK TRUCK					
CF600, 700					
1978-75	Front - w/ Kelsey-Hayes Dual Piston Caliper.....	C8006	C8006	CL8006	CL8006
CS200					
1993-86	Front -	C8000	C8000		
DM400, 600					
1981-75	Front - w/ Kelsey-Hayes Dual Piston Caliper.....	C8006	C8006	CL8006	CL8006
DM800					
1978	Front - w/ Kelsey-Hayes Dual Piston Caliper.....	C8006	C8006	CL8006	CL8006
DMM600, 6000					
1983-75	Front - w/ Kelsey-Hayes Dual Piston Caliper.....	C8006	C8006	CL8006	CL8006
F700					
1981-75	Front - w/ Kelsey-Hayes Dual Piston Caliper.....	C8006	C8006	CL8006	CL8006
FIRE TRUCK					
1983-82	Front - w/ Kelsey-Hayes Dual Piston Caliper.....	C8006	C8006	CL8006	CL8006
MB400, 600					
1978-75	Front - w/ Kelsey-Hayes Dual Piston Caliper.....	C8006	C8006	CL8006	CL8006
MC400, 600					
1978	Front - w/ Kelsey-Hayes Dual Piston Caliper.....	C8006	C8006	CL8006	CL8006
MR400, 600					
1983-78	Front - w/ Kelsey-Hayes Dual Piston Caliper.....	C8006	C8006	CL8006	CL8006

Check Position Of Caliper Prior To Removal Of Old Unit. See Illustration On the inside front cover. If Caliper Is Rear Mounted Then Part Numbers Are Reversed.

YEAR	APPLICATION	SEMI LOADED		LOADED	
		LEFT	RIGHT	LEFT	RIGHT
MACK TRUCK (cont.)					
MS200					
1993-86	Front -	C8000	C8000		
R400, 600, 700					
1983-75	Front - w/ Kelsey-Hayes Dual Piston Caliper.....	C8006	C8006	CL8006	CL8006
RD400, 600, 800					
1983-75	Front - w/ Kelsey-Hayes Dual Piston Caliper.....	C8006	C8006	CL8006	CL8006
RL600					
1982	Front - w/ Kelsey-Hayes Dual Piston Caliper.....	C8006	C8006	CL8006	CL8006
RM6000					
1982-80	Front - w/ Kelsey-Hayes Dual Piston Caliper.....	C8006	C8006	CL8006	CL8006
RM800					
1983-75	Front - w/ Kelsey-Hayes Dual Piston Caliper.....	C8006	C8006	CL8006	CL8006
RS600					
1982	Front - w/ Kelsey-Hayes Dual Piston Caliper.....	C8006	C8006	CL8006	CL8006
U400, 600, 700					
1983-75	Front - w/ Kelsey-Hayes Dual Piston Caliper.....	C8006	C8006	CL8006	CL8006
WL600, WS600					
1982	Front - w/ Kelsey-Hayes Dual Piston Caliper.....	C8006	C8006	CL8006	CL8006
MAZDA					
323					
1995-90	Front -	C1337	C1336	CL1337	CL1336
1989-87	Front - Sedan; Hatchback.....	C1073	C1072	CL1073	CL1072
1986	Front -	C1073	C1072	CL1073	CL1072
1991-90	Rear -	C1345	C1344	CL1345	CL1344
1989-87	Rear - 2WD.....	C1067	C1066	CL1067	CL1066
1986	Rear -	C1067	C1066	CL1067	CL1066
626					
2002-98	Front - w/ 2.5L Engine.....	C2622	C2623	CL2622	CL2623
2002-98	Front - w/ 2.0L Engine.....	C1594	C1595	CL1594	CL1595
1997-93	Front -	C1594	C1595	CL1594	CL1595
1992-88	Front -	C1183	C1182	CL1183	CL1182
2002-98	Rear -	C1597A	C1596A	CL1597A	CL1596A
1997-93	Rear -	C1597	C1596	CL1597	CL1596
1992-88	Rear - w/ 2 Wheel Steering.....	C1215	C1214	CL1215	CL1214
1992-88	Rear - w/ 4 Wheel Steering.....	C1581	C1580	CL1581	CL1580
929					
1995-92	Front -	C1635	C1634	CL1635	CL1634
1991-88	Front -	C1211	C1210	CL1211	CL1210
1995-92	Rear -	C1628	C1629	CL1628	CL1629
1991-90	Rear -	C1369	C1368	CL1369	CL1368
MAZDA 3					
2010-07	Front - w/o Turbo.....	C2942NB	C2943NB		
2006-05	Front - w/ 2.0L Engine.....	C2942B	C2943B	CL2942B	CL2943B
2006-05	Front - w/ 2.3L Engine.....	C2942C	C2943C	CL2942C	CL2943C
2004	Front - w/ 2.0L Engine.....	C2942	C2943	CL2942	CL2943
2004	Front - w/ 2.3L Engine.....	C2942A	C2943A	CL2942A	CL2943A
2008-04	Rear - w/ 2.3L Engine.....	C2954A	C2955A	CL2954A	CL2955A
2005-04	Rear - w/ 2.0L Engine.....	C2954	C2955	CL2954	CL2955
MAZDA 5					
2010-08	Front -	C2942NB	C2943NB		
2007-06	Front -	C2942C	C2943C	CL2942C	CL2943C

Check Position Of Caliper Prior To Removal Of Old Unit. See Illustration On the inside front cover. If Caliper Is Rear Mounted Then Part Numbers Are Reversed.

YEAR	APPLICATION	SEMI LOADED		LOADED	
		LEFT	RIGHT	LEFT	RIGHT
MAZDA (cont.)					
MAZDA 6					
2010-08	Front -	C5000	C5001	CL5000	CL5001
2007	Front - Exc. Mazdaspeed.....	C5000	C5001	CL5000	CL5001
2006	Front -	C5000	C5001	CL5000	CL5001
2005-03	Front -	C2706	C2707	CL2706	CL2707
2010-06	Rear -	C5002	C5003	CL5002	CL5003
2005-03	Rear -	C2858	C2859	CL2858	CL2859
MIATA					
2005	Front - Exc. Mazdaspeed; Exc. Sport Suspension.....	C1705	C1704	CL1705A	CL1704A
2005	Front - Exc. Mazdaspeed Sport Suspension.....	C2813	C2812	CL2813	CL2812
2004-01	Front - Exc. Sport Suspension.....	C1705	C1704	CL1705A	CL1704A
2004-01	Front - Sport Suspension.....	C2813	C2812	CL2813	CL2812
2000-99	Front -	C1705	C1704	CL1705A	CL1704A
1998-94	Front -	C1705	C1704	CL1705	CL1704
1993-90	Front -	C1376	C1375	CL1376	CL1375
2005	Rear - Exc. Mazdaspeed; Exc. Sport Suspension.....	C1378A	C1377A	CL1378A	CL1377A
2005	Rear - Exc. Mazdaspeed Sport Suspension.....	C2738	C2739	CL2738	CL2739
2004-01	Rear - Exc. Sport Suspension.....	C1378A	C1377A	CL1378A	CL1377A
2004-01	Rear - Sport Suspension.....	C2738	C2739	CL2738	CL2739
2000-94	Rear -	C1378A	C1377A	CL1378A	CL1377A
1993-90	Rear -	C1378	C1377	CL1378	CL1377
MILLENNIA					
2002	Front -	C2930	C2931	CL2930	CL2931
2001	Front - To VIN# JM1TA221*11716830.....	C1810	C1811	CL1810	CL1811
2001	Front - From VIN# JM1TA221*11716831.....	C2930	C2931	CL2930	CL2931
2000-96	Front -	C1810	C1811	CL1810	CL1811
1995	Front -	C1810	C1811	CL1810	CL1811
2002-96	Rear -	C1818	C1819	CL1818	CL1819
1995	Rear -	C1818	C1819	CL1818A	CL1819A
MX-3, PRECIDIA					
1995-92	Front -	C1337A	C1336A	CL1337A	CL1336A
1995-94	Rear -	C1698	C1699	CL1698A	CL1699A
1993-92	Rear -	C1698	C1699	CL1698	CL1699
MX-6					
1997-93	Front -	C1594	C1595	CL1594	CL1595
1992-88	Front -	C1183	C1182	CL1183	CL1182
1997-93	Rear -	C1597	C1596	CL1597	CL1596
1992-88	Rear - w/ 2 Wheel Steering.....	C1215	C1214	CL1215	CL1214
1992-88	Rear - w/ 4 Wheel Steering.....	C1581	C1580	CL1581	CL1580
PROTEGE					
2003	Front - w/ 1.6L Engine.....	C2602	C2603	CL2602	CL2603
2003	Front - w/ 2.0L Engine; w/ Sport Suspension.....	C2608	C2609	CL2608A	CL2609A
2003	Front - w/ 2.0L Engine; Exc. Sport Suspension.....	C2850	C2851	CL2850	CL2851
2002-01	Front - w/ 2.0L Engine.....	C2608	C2609	CL2608A	CL2609A
2002-01	Front - w/ 1.6L Engine.....	C2602	C2603	CL2602	CL2603
2000-99	Front - w/ 1.8L Engine.....	C2608	C2609	CL2608	CL2609
2000-99	Front - w/ 1.6L Engine.....	C2602	C2603	CL2602	CL2603
1998-95	Front - w/ 1.8L Engine.....	C1337A	C1336A	CL1337A	CL1336A
1998-95	Front - w/ 1.5L Engine.....	C1337	C1336	CL1337	CL1336
1994-90	Front - 4WD.....	C1337A	C1336A	CL1337A	CL1336A
1994-90	Front - 2WD; w/ DOHC.....	C1337A	C1336A	CL1337A	CL1336A
1994-90	Front - 2WD; w/ SOHC.....	C1337	C1336	CL1337	CL1336
2003	Rear - Exc. Sport Suspension.....	C2805	C2804	CL2805	CL2804
2003	Rear - Sport Suspension.....	C2743	C2742	CL2743	CL2742
2002-01	Rear -	C2743	C2742	CL2743	CL2742
1998-95	Rear -	C1758	C1759	CL1758	CL1759
1994-90	Rear -	C1345	C1344	CL1345	CL1344

Check Position Of Caliper Prior To Removal Of Old Unit. See Illustration On the inside front cover. If Caliper Is Rear Mounted Then Part Numbers Are Reversed.

YEAR	APPLICATION	SEMI LOADED		LOADED	
		LEFT	RIGHT	LEFT	RIGHT
MAZDA (cont.)					
PROTEGE5					
2003-02	Front -.....	C2608	C2609	CL2608A	CL2609A
2003-02	Rear -.....	C2743	C2742	CL2743	CL2742
RX-7					
1996-93	Front -.....	C1969	C1968	CL1969	CL1968
1991-89	Front - Convertible.....	C1085	C1084	CL1085	CL1084
1991-89	Front - Coupe; w/ Std. Suspension.....	C1081B	C1080B	CL1081B	CL1080B
1991-89	Front - Coupe; w/ Hard or Adj. Suspension.....	C1085	C1084	CL1085	CL1084
1988-86	Front - Convertible.....	C1085	C1084	CL1085	CL1084
1988-86	Front - Coupe; w/ Hard or Adj. Suspension.....	C1085	C1084	CL1085	CL1084
1996-93	Rear -.....	C1971	C1970	CL1971	CL1970
1991-89	Rear - Convertible.....	C1083	C1082	CL1083	CL1082
1991-89	Rear - Coupe; w/ Std. Suspension.....	C1079	C1078	CL1079	CL1078
1991-89	Rear - Coupe; w/ Hard or Adj. Suspension.....	C1083	C1082	CL1083	CL1082
1988-86	Rear - Convertible.....	C1083	C1082	CL1083	CL1082
1988-86	Rear - Coupe; w/ Std. Suspension.....	C1079	C1078	CL1079	CL1078
1988-86	Rear - Coupe; w/ Hard or Adj. Suspension.....	C1083	C1082	CL1083	CL1082
MAZDA TRUCK					
B2000					
1987-86	Front -.....	C1101	C1100	CL1101	CL1100
B2200					
1993-87	Front -.....	C1101	C1100	CL1101	CL1100
B2300					
2009-03	Front -.....	C4759	C4758	CL4759	CL4758
2002-01	Front -.....	C4607	C4606	CL4607	CL4606
1997-95	Front - 2WD.....	C4607A	C4606A	CL4607A	CL4606A
1997-95	Front - 4WD.....	C4607	C4606	CL4607	CL4606
1994	Front -.....	C4197	C4196	CL4197	CL4196
B2500					
2001-98	Front -.....	C4607	C4606	CL4607	CL4606
B2600					
1993-87	Front - 2WD.....	C1101	C1100	CL1101	CL1100
1993-87	Front - 4WD.....	C1321	C1320	CL1321	CL1320
B3000, B4000					
2008-03	Front -.....	C4759	C4758	CL4759	CL4758
2002-98	Front -.....	C4607	C4706	CL4607	CL4606
1997-95	Front - 2WD.....	C4607A	C4606A	CL4607A	CL4606A
1997-95	Front - 4WD.....	C4607	C4606	CL4607	CL4606
1994	Front -.....	C4197	C4196	CL4197	CL4196
CX-7					
2010-07	Rear -.....	C5043	C5042	CL5043	CL5042
CX-9					
2010-07	Rear -.....	C5043	C5042		
MPV					
2006-00	Front -.....	C1690B	C1691B	CL1690B	CL1691B
1998-96	Front -.....	C1691A	C1690A	CL1691A	CL1690A
1995-94	Front -.....	C1691	C1690	CL1691	CL1690
1993	Front - 2WD.....	C1633	C1632	CL1633	CL1632
1993	Front - 4WD.....	C1691	C1690	CL1691	CL1690
1992	Front - 2WD.....	C1633	C1632	CL1633	CL1632
1992	Front - 4WD.....	C1691	C1690	CL1691	CL1690
1991-89	Front -.....	C1371	C1370	CL1371	CL1370
2006-04	Rear -.....	C2923	C2922	CL2923	CL2922
1998-96	Rear -.....	C1628	C1629	CL1628	CL1629
1995-93	Rear -.....	C1986	C1987	CL1986	CL1987

Check Position Of Caliper Prior To Removal Of Old Unit. See Illustration On the inside front cover. If Caliper Is Rear Mounted Then Part Numbers Are Reversed.

YEAR	APPLICATION	SEMI LOADED		LOADED	
		LEFT	RIGHT	LEFT	RIGHT
MAZDA TRUCK (cont.)					
NAVAJO					
1994-91	Front -.....	C4197	C4196	CL4197	CL4196
TRIBUTE					
2010-08	Front -.....	C3116	C3117	CL3116	CL3117
2006-05	Front - w/ 6 Cylinder Engine.....	C3116	C3117	CL3116	CL3117
2004-01	Front -.....	C4778	C4779	CL4778	CL4779
2009-05	Rear -.....	C4943	C4942	CL4943	CL4942
MERCEDES-BENZ					
190D, 190DB, 190DC					
1989-86	Front - w/ 2.5L Engine; Exc. Turbo.....	C773A	C772A	CL773A	CL772A
1987	Front - w/ 2.5L Engine; Turbo.....	C1683	C1682	CL1683	CL1682
1985-84	Front -.....	C773A	C772A	CL773A	CL772A
1989-86	Rear - w/ 2.5L Engine; Optional; (w/ 1 5/8" inspection hole).....	C1175	C1174	CL1175	CL1174
1985-84	Rear - w/ 2.2L Engine; Optional; (w/ 1 5/8" inspection hole).....	C1175	C1174	CL1175	CL1174
190E					
1993-89	Front -.....	C1683	C1682	CL1683A	CL1682A
1988	Front -.....	C1683	C1682	CL1683	CL1682
1987	Front - w/ 2.3L Engine - 16 Valve Engine.....	C901	C900	CL901	CL900
1987	Front - Exc. 2.3L Engine - 16 Valve Engine.....	C1683	C1682	CL1683	CL1682
1986	Front - w/ 2.3L Engine - 16 Valve Engine.....	C901	C900	CL901	CL900
1986	Front - Exc. 2.3L Engine - 16 Valve Engine.....	C773A	C772A	CL773A	CL772A
1985-84	Front - w/ ATE.....	C773A	C772A	CL773A	CL772A
1993-84	Rear -.....	C1175	C1174	CL1175	CL1174
220, 220D					
1973-68	Rear - w/ ATE.....	C779	C778	CL779	CL778
1973-68	Rear - w/ Bendix.....	C167	C166		
230, 230S, 230SL					
1978-77	Front - w/ 4 Cylinder Engine; ATE.....	C339	C338		
1978-77	Rear - w/ 4 Cylinder Engine; Bendix.....	C167	C166		
1978-77	Rear - w/ 4 Cylinder Engine; ATE.....	C779	C778	CL779	CL778
1978-77	Rear - w/ 4 Cylinder Engine; Girling.....	C913	C912	CL913	CL912
1976-74	Rear - w/ 4 Cylinder Engine; Bendix.....	C167	C166		
1976-74	Rear - w/ 4 Cylinder Engine; ATE.....	C779	C778	CL779	CL778
1969-67	Rear - w/ 6 Cylinder Engine; ATE.....	C779	C778	CL779	CL778
1969-67	Rear - w/ 6 Cylinder Engine; Bendix.....	C167	C166		
240D					
1983-80	Front - w/ ATE.....	C339	C338		
1979-77	Front - w/ ATE.....	C339	C338		
1976	Front - w/ Chassis #123; ATE.....	C339	C338		
1983-80	Rear - w/ ATE.....	C779	C778	CL779	CL778
1983-80	Rear - w/ Bendix.....	C167	C166		
1979-77	Rear - w/ ATE.....	C779	C778	CL779	CL778
1979-77	Rear - w/ Bendix.....	C167	C166		
1976	Rear - w/ ATE.....	C779	C778	CL779	CL778
1976	Rear - w/ Bendix.....	C167	C166		
1975-74	Rear - w/ ATE.....	C779	C778	CL779	CL778
1975-74	Rear - w/ Bendix.....	C167	C166		
250					
1972-68	Rear - w/ ATE.....	C779	C778	CL779	CL778
1972-68	Rear - w/ Bendix.....	C167	C166		
250C					
1972-70	Rear - w/ ATE.....	C779	C778	CL779	CL778
1972-70	Rear - w/ Bendix.....	C167	C166		

Check Position Of Caliper Prior To Removal Of Old Unit. See Illustration On the inside front cover. If Caliper Is Rear Mounted Then Part Numbers Are Reversed.

YEAR	APPLICATION	SEMI LOADED		LOADED	
		LEFT	RIGHT	LEFT	RIGHT
MERCEDES-BENZ (cont.)					
250S, 250SE, 250SL					
1967-66	Rear - w/ ATE.....	C266	C265		
260E					
1989-87	Front -	C901	C900	CL901	CL900
1989-87	Rear -	C1175	C1174	CL1175	CL1174
280, 280C					
1976-73	Rear - w/ ATE.....	C779	C778	CL779	CL778
1976-73	Rear - w/ Bendix.....	C167	C166		
280CE, 280E					
1981-77	Front - w/ ATE.....	C339	C338		
1981-77	Rear - w/ Girling.....	C913	C912	CL913	CL912
1981-77	Rear - w/ ATE.....	C779	C778	CL779	CL778
1981-77	Rear - w/ Bendix.....	C167	C166		
280S					
1976-75	Rear - w/ Girling.....	C913	C912	CL913	CL912
1976-75	Rear - w/ ATE.....	C779	C778	CL779	CL778
1971-68	Rear - To Chassis #034763.....	C266	C265		
280SE					
1980-77	Rear - w/ Girling.....	C913	C912	CL913	CL912
1980-77	Rear - w/ ATE.....	C779	C778	CL779	CL778
1980-77	Rear - w/ Bendix Caliper.....	C167	C166		
1972-68	Rear - w/ ATE Caliper; To Chassis #035762.....	C266	C265		
280SEC					
1970-68	Rear - w/ ATE Caliper; To Chassis #003467.....	C266	C265		
280SEL					
1972-68	Rear - w/ ATE Caliper; To Chassis #035738.....	C266	C265		
280SL					
1971-68	Rear - w/ ATE.....	C266	C265		
300CD					
1985-80	Front - w/ ATE.....	C339	C338		
1979-78	Front - w/ ATE.....	C339	C338		
1985-80	Rear - w/ Girling.....	C913	C912	CL913	CL912
1985-80	Rear - w/ ATE.....	C779	C778	CL779	CL778
1985-80	Rear - w/ Bendix.....	C167	C166		
1979-78	Rear - w/ Girling.....	C913	C912	CL913	CL912
1979-78	Rear - w/ ATE.....	C779	C778	CL779	CL778
1979-78	Rear - w/ Bendix.....	C167	C166		
300CE					
1993-90	Front -	C1685	C1684	CL1685	CL1684
1989-88	Front -	C901	C900	CL901	CL900
1993-90	Rear -	C1689	C1688	CL1689	CL1688
1989-88	Rear -	C1175	C1174	CL1175	CL1174
300D, 300D 2.5L, 300DT					
1993-90	Front - 300D; w/ 2.5L Engine.....	C901	C900	CL901	CL900
1987	Front - w/ Chassis #124.....	C901	C900	CL901	CL900
1985-80	Front - w/ Chassis #123; ATE.....	C339	C338		
1979-77	Front - w/ Chassis #123; ATE.....	C339	C338		
1976	Front - w/ Chassis #123; ATE.....	C339	C338		
1993-90	Rear - 300D; w/ 2.5L Engine.....	C1175	C1174	CL1175	CL1174
1987	Rear - w/ Chassis #124.....	C1175	C1174	CL1175	CL1174
1985-80	Rear - w/ Chassis #123; Bendix.....	C167	C166		
1985-80	Rear - w/ Chassis #123; ATE.....	C779	C778	CL779	CL778
1985-80	Rear - w/ Chassis #123; Girling.....	C913	C912	CL913	CL912
1979-77	Rear - w/ Chassis #123; Bendix.....	C167	C166		
1979-77	Rear - w/ Chassis #123; ATE.....	C779	C778	CL779	CL778
1979-77	Rear - w/ Chassis #123; Girling.....	C913	C912	CL913	CL912
1976	Rear - w/ Chassis #123; Bendix.....	C167	C166		

Check Position Of Caliper Prior To Removal Of Old Unit. See Illustration On the inside front cover. If Caliper Is Rear Mounted Then Part Numbers Are Reversed.

YEAR	APPLICATION	SEMI LOADED		LOADED	
		LEFT	RIGHT	LEFT	RIGHT
MERCEDES-BENZ (cont.)					
300D, 300D 2.5L, 300DT (cont.)					
1976	Rear - w/ Chassis #123; ATE.....	C779	C778	CL779	CL778
1976	Rear - w/ Chassis #123; Girling.....	C913	C912	CL913	CL912
1976	Rear - w/ Chassis #115; ATE.....	C779	C778	CL779	CL778
1976	Rear - w/ Chassis #115; Bendix.....	C167	C166		
1975	Rear - w/ Chassis #115; ATE.....	C779	C778	CL779	CL778
1975	Rear - w/ Chassis #115; Bendix.....	C167	C166		
300E					
1993-90	Front - 300E 2.6L; 300E 2.8L.....	C901	C900	CL901	CL900
1993-90	Front - 300E 4 MATIC.....	C1994	C1995	CL1994	CL1995
1992-86	Front -.....	C901	C900	CL901	CL900
1993	Rear -.....	C1689	C1688	CL1689	CL1688
1993-90	Rear - 300E 2.6L; 300E 2.8L.....	C1175	C1174	CL1175	CL1174
1993-90	Rear - 300E 4 MATIC.....	C1175	C1174	CL1175	CL1174
1992-90	Rear - w/ ABS.....	C1687	C1686	CL1687	CL1686
1992-90	Rear - w/o ABS.....	C1175	C1174	CL1175	CL1174
1989-86	Rear -.....	C1175	C1174	CL1175	CL1174
300SD, 300SD TURBO					
1993	Front -.....	C1850	C1851	CL1850	CL1851
1992	Front - w/ 4 Pistons.....	C1850	C1851	CL1850	CL1851
1992	Front - w/ 2 Pistons.....	C1856	C1857	CL1856	CL1857
1993	Rear -.....	C1861	C1860	CL1861	CL1860
1992	Rear -.....	C1861	C1860	CL1861	CL1860
1985-81	Rear - w/ ATE.....	C779	C778	CL779	CL778
1985-81	Rear - w/ Bendix.....	C167	C166		
1980	Rear - w/ Girling.....	C913	C912	CL913	CL912
1980	Rear - w/ ATE.....	C779	C778	CL779	CL778
1980	Rear - w/ Bendix.....	C167	C166		
1979-78	Rear - w/ Girling.....	C913	C912	CL913	CL912
1979-78	Rear - w/ ATE.....	C779	C778	CL779	CL778
1979-78	Rear - w/ Bendix.....	C167	C166		
300SDL					
1987-86	Front - w/ ATE.....	C921	C920	CL921	CL920
1987-86	Front - w/ Bendix.....	C923	C922	CL923	CL922
1987-86	Rear - w/ ATE.....	C779	C778	CL779	CL778
1987-86	Rear - w/ Bendix.....	C167	C166		
300SE					
1993	Front -.....	C1850	C1851	CL1850	CL1851
1992	Front - w/ 4 Pistons.....	C1850	C1851	CL1850	CL1851
1992	Front - w/ 2 Pistons.....	C1856	C1857		
1991-88	Front - w/ ATE.....	C921	C920	CL921	CL920
1991-88	Front - w/ Bendix.....	C923	C922	CL923	CL922
1993-92	Rear -.....	C1861	C1860	CL1861	CL1860
1991-88	Rear - w/ Girling.....	C913	C912	CL913	CL912
1991-88	Rear - w/ ATE.....	C779	C778	CL779	CL778
1991-88	Rear - w/ Bendix.....	C167	C166		
300SEL					
1991-88	Front - w/ ATE.....	C921	C920	CL921	CL920
1991-88	Front - w/ Bendix.....	C923	C922	CL923	CL922
1991-88	Rear - w/ Girling.....	C913	C912	CL913	CL912
1991-88	Rear - w/ ATE.....	C779	C778	CL779	CL778
1991-88	Rear - w/ Bendix Caliper.....	C167	C166		
1969-65	Rear - w/ ATE Caliper; To Chassis #002210.....	C266	C265		
300SL					
1993-90	Rear -.....	C1689	C1688	CL1689	CL1688

Check Position Of Caliper Prior To Removal Of Old Unit. See Illustration On the inside front cover. If Caliper Is Rear Mounted Then Part Numbers Are Reversed.

YEAR	APPLICATION	SEMI LOADED		LOADED	
		LEFT	RIGHT	LEFT	RIGHT
MERCEDES-BENZ (cont.)					
300TD, 300TE					
1993-87	Front -	C901	C900	CL901	CL900
1985-79	Front - w/ ATE Caliper.....	C339	C338		
1993-87	Rear -	C1689	C1688	CL1689	CL1688
300TE 4 MATIC					
1993-90	Front -	C1994	C1995	CL1994	CL1995
1993-90	Rear -	C1689	C1688	CL1689	CL1688
350SD, 350SDL					
1991-90	Front - w/ ATE.....	C921	C920	CL921	CL920
1991-90	Front - w/ Bendix Caliper.....	C923	C922	CL923	CL922
1991	Rear - 350SD; w/ Bendix Caliper.....	C167	C166		
1991-90	Rear - w/ Girling.....	C913	C912	CL913	CL912
1991-90	Rear - w/ ATE.....	C779	C778	CL779	CL778
1991-90	Rear - 350SDL; w/ Bendix Caliper.....	C167	C166		
350SL					
1972	Rear -	C779	C778	CL779	CL778
380SE					
1985-84	Rear - w/ ATE Caliper.....	C779	C778	CL779	CL778
1985-84	Rear - w/ Bendix Caliper.....	C167	C166		
380SEC					
1983-82	Rear - w/ ATE Caliper.....	C779	C778	CL779	CL778
1983-82	Rear - w/ Bendix Caliper.....	C167	C166		
1983-82	Rear - w/ Girling Caliper.....	C913	C912	CL913	CL912
380SEL					
1983-81	Rear - w/ ATE Caliper.....	C779	C778	CL779	CL778
1983-81	Rear - w/ Bendix Caliper.....	C167	C166		
380SL					
1985-81	Rear - w/ Girling.....	C913	C912	CL913	CL912
1985-81	Rear - w/ ATE.....	C779	C778	CL779	CL778
1985-81	Rear - w/ Bendix Caliper.....	C167	C166		
380SLC					
1981	Rear - w/ Girling.....	C913	C912	CL913	CL912
1981	Rear - w/ ATE.....	C779	C778	CL779	CL778
1981	Rear - w/ Bendix Caliper.....	C167	C166		
400E					
1993-92	Front -	C1685	C1684	CL1685	CL1684
1993-92	Rear -	C1859	C1858	CL1859	CL1858
400SE					
1992	Front -	C1850	C1851	CL1850	CL1851
1992	Rear -	C1849	C1848	CL1849	CL1848
400SEL					
1993	Front -	C1850	C1851	CL1850	CL1851
1993	Rear -	C1849	C1848	CL1849	CL1848
420SEL					
1991-86	Front - w/ ATE.....	C921	C920	CL921	CL920
1991-86	Front - w/ Bendix.....	C923	C922	CL923	CL922
1991-86	Rear - w/ Girling.....	C913	C912	CL913	CL912
1991-86	Rear - w/ ATE.....	C779	C778	CL779	CL778
1991-86	Rear - w/ Bendix Caliper.....	C167	C166		
450SE					
1976-73	Rear - w/ Girling.....	C913	C912	CL913	CL912
1976-73	Rear - w/ ATE.....	C779	C778	CL779	CL778
1976-73	Rear - w/ Bendix Caliper.....	C167	C166		

Check Position Of Caliper Prior To Removal Of Old Unit. See Illustration On the inside front cover. If Caliper Is Rear Mounted Then Part Numbers Are Reversed.

YEAR	APPLICATION	SEMI LOADED		LOADED	
		LEFT	RIGHT	LEFT	RIGHT
MERCEDES-BENZ (cont.)					
450SEL, 450SEL 6.9L					
1980-73	Rear - w/ Girling.....	C913	C912	CL913	CL912
1980-73	Rear - w/ ATE.....	C779	C778	CL779	CL778
1980-73	Rear - w/ Bendix Caliper.....	C167	C166		
1979-77	Rear - 450SEL 6.9.....	C917	C916	CL917	CL916
450SL					
1980-73	Rear -.....	C779	C778	CL779	CL778
450SLC					
1980-73	Rear -.....	C779	C778	CL779	CL778
500E					
1993	Front - From Chassis #B930495.....	C1863	C1862	CL1863	CL1862
1992	Front -.....	C1853	C1852	CL1853	CL1852
1993-92	Rear -.....	C1859	C1858	CL1859	CL1858
500SEC					
1993	Front -.....	C1850	C1851	CL1850	CL1851
1993	Rear -.....	C1849	C1848	CL1849	CL1848
1985-84	Rear - w/ ATE Caliper.....	C779	C778	CL779	CL778
1985-84	Rear - w/ Bendix Caliper.....	C167	C166		
1985-84	Rear - w/ Girling Caliper.....	C913	C912	CL913	CL912
500SEL					
1993-92	Front -.....	C1850	C1851	CL1850	CL1851
1993-92	Rear -.....	C1849	C1848	CL1849	CL1848
1985-84	Rear - w/ ATE Caliper.....	C779	C778	CL779	CL778
1985-84	Rear - w/ Bendix Caliper.....	C167	C166		
1985-84	Rear - w/ Girling Caliper.....	C913	C912	CL913	CL912
500SL					
1993-90	Front -.....	C1679	C1678	CL1679	CL1678
1993-90	Rear -.....	C1689	C1688	CL1689	CL1688
560SEC, 560SEL					
1991-86	Front - w/ ATE Caliper.....	C923	C922	CL923	CL922
1991-86	Front - w/ Bendix Caliper.....	C923	C922	CL923	CL922
1991-88	Rear - w/ ATE Caliper.....	C779	C778	CL779	CL778
1991-88	Rear - w/ Bendix Caliper.....	C167	C166		
1987-86	Rear -.....	C917	C916	CL917	CL916
560SL					
1989-86	Front -.....	C1681	C1680	CL1681	CL1680
1989-86	Rear -.....	C917	C916	CL917	CL916
600SEC					
1993	Front -.....	C1850	C1851	CL1850	CL1851
1993	Rear -.....	C1849	C1848	CL1849	CL1848
600SEL					
1993-92	Front -.....	C1850	C1851	CL1850	CL1851
1993-92	Rear -.....	C1849	C1848	CL1849	CL1848
600SL					
1993	Front -.....	C1863	C1862	CL1863	CL1862
1993	Rear -.....	C1849	C1848	CL1849	CL1848
C220					
1996	Front -.....	C1824	C1825		
1995-94	Front -.....	C2058	C2059		
1996	Rear - w/ 1 Retaining Pin.....	C1875	C1874	CL1875	CL1874
1996	Rear - w/ 2 Retaining Pins.....	C1175	C1174	CL1175	CL1174
1995-94	Rear -.....	C1175	C1174	CL1175	CL1174

Check Position Of Caliper Prior To Removal Of Old
Unit. See Illustration On the inside front cover. If Caliper Is Rear
Mounted Then Part Numbers Are Reversed.

YEAR	APPLICATION	SEMI LOADED		LOADED	
		LEFT	RIGHT	LEFT	RIGHT
MERCEDES-BENZ (cont.)					
C230					
2000-99	Front -	C1876	C1877	CL1876	CL1877
1998-97	Front -	C1824	C1825	CL1824	CL1825
2007-06	Rear -	C2883	C2882	CL2883	CL2882
2005	Rear - w/ Sport Package.....	C2883	C2882	CL2883	CL2882
2004-03	Rear - w/ Sport Package.....	C2883	C2882	CL2883	CL2882
2000-99	Rear - w/ 1 Retaining Pin.....	C3001	C3000	CL3001	CL3000
2000-99	Rear - w/ 2 Retaining Pins.....	C1689	C1688	CL1689	CL1688
1998-97	Rear -	C1875	C1874	CL1875	CL1874
C240					
2005-03	Rear - AWD.....	C2883	C2882	CL2883	CL2882
2005-03	Rear - 4Matic.....	C2883	C2882	CL2883	CL2882
2005-03	Rear - RWD; Wagon.....	C2883	C2882	CL2883	CL2882
C280					
2000-96	Front -	C1876	C1877	CL1876	CL1877
1995-94	Front -	C2058	C2059		
2007-06	Rear -	C2883	C2882	CL2883	CL2882
2000-99	Rear -	C1689	C1688	CL1689	CL1688
1998	Rear -	C3001	C3000	CL3001	CL3000
1997	Rear - w/o Skid Control.....	C1689	C1688	CL1689	CL1688
1996	Rear - w/o Skid Control to ID #443892.....	C1175	C1174	CL1175	CL1174
1996	Rear - w/o Skid Control from ID #443892.....	C1689	C1688	CL1689	CL1688
1995-94	Rear - w/o Skid Control; (w/ Two Retaining Pin).....	C1175	C1174	CL1175	CL1174
1995-94	Rear - w/o Skid Control; (w/ One Retaining Pin).....	C1875	C1874	CL1875	CL1874
C32					
2004-02	Rear - w/ Sport / Special Equipment Pkg.....	C2883	C2882	CL2883	CL2882
2004-02	Rear - Exc. Sport / Special Equipment Pkg.....	C1869	C1868		
C320					
2005-01	Rear -	C2883	C2882	CL2883	CL2882
C350					
2007-06	Rear -	C2883	C2882	CL2883	CL2882
C36					
1997-96	Rear -	C1867	C1866	CL1867A	CL1866A
1995	Rear -	C1859	C1858	CL1859	CL1858
C43					
2000-99	Rear -	C1869	C1868	CL1869	CL1868
C55 AMG					
2006-05	Rear -	C1869	C1868		
CL500					
1999-98	Front -	C1850	C1851	CL1850	CL1851
2006-04	Rear -	C2939	C2938	CL2939	CL2938
2003	Rear - To Chassis #A028699.....	C3115	C3114	CL3115	CL3114
2003	Rear - From Chassis # A028700.....	C2939	C2938	CL2939	CL2938
2002-00	Rear -	C3115	C3114	CL3115	CL3114
1999-98	Rear -	C1849	C1848	CL1849	CL1848
CL600					
1999-98	Front -	C1850	C1851		
1999-98	Rear -	C1849	C1848		
CLK320					
2003	Front - Convertible.....	C1820	C1821	CL1820	CL1821
2002-98	Front -	C1820	C1821	CL1820	CL1821
2005-00	Rear -	C2883	C2882	CL2883	CL2882
1999	Rear -	C1867	C1866	CL1867A	CL1866A
1998	Rear -	C2099	C2098	CL2099	CL2098

Check Position Of Caliper Prior To Removal Of Old Unit. See Illustration On the inside front cover. If Caliper Is Rear Mounted Then Part Numbers Are Reversed.

YEAR	APPLICATION	SEMI LOADED		LOADED	
		LEFT	RIGHT	LEFT	RIGHT
MERCEDES-BENZ (cont.)					
CLK350					
2007-06	Rear -	C2883	C2882	CL2883	CL2882
CLK430					
2003-00	Front -	C1820	C1821	CL1820	CL1821
1999	Front -	C1820	C1821	CL1820	CL1821
2003-00	Rear -	C2883	C2882	CL2883	CL2882
1999	Rear -	C1867	C1866	CL1867A	CL1866A
CLK55					
2004	Rear -	C1869	C1868		
2003-01	Rear -	C1869	C1868	CL1869	CL1868
CLK500					
2006-03	Rear -	C1869	C1868	CL1869	CL1868
CLK550					
2007	Rear -	C1869	C1868		
CLS500					
2006	Rear -	C2934	C2935	CL2934	CL2935
CLS550					
2009-07	Rear -	C2934	C2935	CL2934	CL2935
E300D (DIESEL)					
1997-96	Front -	C1876	C1877	CL1876	CL1877
1995	Front -	C901	C900	CL901	CL900
1997	Rear - From I.D. #379347.....	C3001	C3000	CL3001	CL3000
1997	Rear - To I.D. #379346.....	C1689	C1688	CL1689	CL1688
1996	Rear -	C1689	C1688	CL1689	CL1688
1995	Rear -	C1175	C1174	CL1175	CL1174
E300 TURBO DIESEL					
1999-98	Front -	C1820	C1821	CL1820	CL1821
1999	Rear -	C1867	C1866	CL1867A	CL1866A
1998	Rear -	C2099	C2098	CL2099	CL2098
E320					
2003	Front - AWD.....	C1820	C1821		
2002-00	Front -	C1820	C1821		
1999	Front - RWD.....	C1820	C1821	CL1820	CL1821
1999	Front - AWD.....	C1820	C1821		
1998	Front - RWD.....	C1820	C1821	CL1820	CL1821
1998	Front - AWD.....	C1820	C1821		
1997-96	Front -	C1820	C1821	CL1820	CL1821
1995	Front - Wagon.....	C1865	C1864	CL1865	CL1864
1995	Front - Coupe; Convertible.....	C1865	C1864	CL1865	CL1864
1994	Front - Coupe; Convertible.....	C1865	C1864	CL1865	CL1864
1994	Front - Wagon; From I.D. #242722.....	C1865	C1864	CL1865	CL1864
1994	Front - Wagon; To I.D. #242721.....	C1865	C1864	CL1685	CL1684
2006	Rear -	C2934	C2935	CL2934	CL2935
2005	Rear - RWD w/ Diesel.....	C2934	C2935	CL2934	CL2935
2005-04	Rear - AWD w /casting # 91.....	C2934	C2935	CL2934	CL2935
2003	Rear - AWD.....	C1861	C1860	CL1861	CL1860
2002-00	Rear - Wagon.....	C1861	C1860	CL1861	CL1860
2002-00	Rear - Sedan.....	C2883	C2882	CL2883	CL2882
1999	Rear - Wagon.....	C1861	C1860	CL1861	CL1860
1999	Rear - Sedan; w/ 1 Retaining Pin.....	C2883	C2882	CL2883	CL2882
1999	Rear - Sedan; w/ 2 Retaining Pins.....	C1867	C1866	CL1867A	CL1866A
1998	Rear - Wagon.....	C1861	C1860	CL1861	CL1860
1998	Rear - AWD.....	C1867	C1866	CL1867A	CL1866A
1998	Rear - RWD; Sedan; w/ 1 Retaining Pin.....	C2883	C2882	CL2883	CL2882
1998	Rear - RWD; Sedan; w/ 2 Retaining Pins.....	C1867	C1866	CL1867A	CL1866A
1997-96	Rear - w/ 1 Retaining Pin.....	C2099	C2098	CL2099	CL2098
1997-96	Rear - w/ 2 Retaining Pins.....	C1867	C1866	CL1867A	CL1866A

Check Position Of Caliper Prior To Removal Of Old Unit. See Illustration On the inside front cover. If Caliper Is Rear Mounted Then Part Numbers Are Reversed.

YEAR	APPLICATION	SEMI LOADED		LOADED	
		LEFT	RIGHT	LEFT	RIGHT
MERCEDES-BENZ (cont.)					
E320 (cont.)					
1995	Rear - Sedan.....	C1689	C1688	CL1689	CL1688
1995	Rear - Coupe; Convertible.....	C1175	C1174	CL1175	CL1174
1994	Rear - Sedan.....	C1689	C1688	CL1689	CL1688
1994	Rear - Coupe; Convertible.....	C1175	C1174	CL1175	CL1174
E350					
2009-07	Rear -.....	C2934	C2935	CL2934	CL2935
2006	Rear - AWD.....	C2934	C2935	CL2934	CL2935
2006	Rear - RWD, sedan, w/o sport Pkg., From Chassis # 870951.....	C2934	C2935	CL2934	CL2935
2006	Rear - RWD, sedan, w/ sport Pkg.....	C2934	C2935	CL2934	CL2935
2006	Rear - RWD, wagon.....	C2934	C2935	CL2934	CL2935
E320 4 MATIC					
2002-01	Front - Sedan; Wagon.....	C1820	C1821		
2000-98	Front - Sedan; Wagon.....	C1820	C1821	CL1820	CL1821
2002-01	Rear - Wagon.....	C1861	C1860		
2000-98	Rear - Wagon.....	C1861	C1860	CL1861	CL1860
E420					
1997	Front -.....	C1820	C1821	CL1820	CL1821
1995-94	Front -.....	C1865	C1864	CL1865	CL1864
1997	Rear - w/ One Retaing Pin.....	C2099	C2098	CL2099	CL2098
1997	Rear - w/ Two Retaining Pins.....	C1867	C1866		
1995-94	Rear -.....	C1859	C1858	CL1859	CL1858
E430					
2002-00	Front -.....	C1820	C1821		
1999-98	Front -.....	C1820	C1821	CL1820	CL1821
2002-00	Rear - RWD.....	C2883	C2882	CL2883	CL2882
2002-00	Rear - AWD.....	C1869	C1868		
1999	Rear -.....	C1867	C1866	CL1867A	CL1866A
1998	Rear - w/ One Retaing Pin.....	C2099	C2098	CL2099	CL2098
1998	Rear - w/ Two Retaining Pins.....	C1867	C1866	CL1867A	CL1866A
E430 4 MATIC					
2002-01	Front -.....	C1820	C1821	CL1820	CL1821
2002-01	Rear -.....	C1869	C1868	CL1869	CL1868
E500					
1994	Front -.....	C1863	C1862	CL1863	CL1862
2006-05	Rear - AWD.....	C2934	C2935	CL2934	CL2935
2006-05	Rear - AWD, w/ sport Pkg.....	C2934	C2935	CL2934	CL2935
2004-03	Rear -.....	C2934	C2935	CL2934	CL2935
1994	Rear -.....	C1859	C1858	CL1859	CL1858
E55					
2002-99	Rear -.....	C1869	C1868	CL1869	CL1868
E550					
2009-07	Rear -.....	C2934	C2935	CL2934	CL2935
S320					
1999-94	Front -.....	C1850	C1851	CL1850	CL1851
1999-94	Rear -.....	C1861	C1860	CL1861	CL1860
S55					
2002-01	Rear -.....	C3115	C3114	CL3115	CL3114
S350					
1995-94	Front -.....	C1850	C1851	CL1850	CL1851
2006	Rear -.....	C2939	C2938	CL2939	CL2938
1995-94	Rear -.....	C1861	C1860	CL1861	CL1860

Check Position Of Caliper Prior To Removal Of Old Unit. See Illustration On the inside front cover. If Caliper Is Rear Mounted Then Part Numbers Are Reversed.

YEAR	APPLICATION	SEMI LOADED		LOADED	
		LEFT	RIGHT	LEFT	RIGHT
MERCEDES-BENZ (cont.)					
S430					
2006-03	Rear - RWD.....	C2939	C2938	CL2939	CL2938
2006-03	Rear - AWD.....	C2937	C2936	CL2937	CL2936
2002-00	Rear -.....	C3115	C3114	CL3115	CL3114
S420					
1999-94	Front -.....	C1850	C1851	CL1850	CL1851
1999-94	Rear -.....	C1849	C1848	CL1849	CL1848
S500					
1999-94	Front -.....	C1850	C1851	CL1850	CL1851
2006	Rear - Armored Package.....	C1849	C1848		
2006-03	Rear - AWD.....	C2937	C2936	CL2937	CL2936
2006-03	Rear - RWD, w/o Armored Option.....	C2939	C2938	CL2939	CL2938
2005-03	Rear - RWD w/ Armor Pkg.....	C2939	C2938	CL2939	CL2938
2002-00	Rear -.....	C3115	C3114	CL3115	CL3114
1999-94	Rear -.....	C1849	C1848	CL1849	CL1848
S600					
1999-94	Front -.....	C1850	C1851	CL1850	CL1851
1999-94	Rear -.....	C1849	C1848	CL1849	CL1848
SL320					
1997-96	Rear -.....	C1867	C1866	CL1867A	CL1866A
1995-94	Rear -.....	C1867	C1866		
SL500					
1997-96	Front - w/ Electronic Stability Program; To Chassis #F126260.....	C1863	C1862	CL1863	CL1862
1997-96	Front - w/ Electronic Stability Program; From Chassis #F140042.....	C1863	C1862	CL1863	CL1862
1997-96	Front - w/ Electronic Stability Program; From Chassis #F126261 to #F140041.....	C1679	C1678	CL1679	CL1678
2003	Rear - Before 8/29/03.....	C2934	C2935	CL2934	CL2935
2002	Rear - Exc. Silver Arrow.....	C1869	C1868	CL1869	CL1868
2001-00	Rear -.....	C1869	C1868	CL1869	CL1868
1997-96	Rear - w/o Electronic Stability Program.....	C1867	C1866	CL1867A	CL1866A
1997-96	Rear - w/ Electronic Stability Program.....	C1869	C1868	CL1869	CL1868
1995-94	Rear -.....	C1867	C1866		
SL600					
1999-94	Front -.....	C1863	C1862	CL1863	CL1862
2002	Rear - Exc. Silver Arrow.....	C1869	C1868	CL1869	CL1868
2001-94	Rear -.....	C1869	C1868	CL1869	CL1868
SLK230					
2004-98	Front -.....	C1876	C1877	CL1876	CL1877
2004-98	Rear -.....	C3001	C3000	CL3001	CL3000
SLK32					
2004-02	Front -.....	C1820	C1821	CL1820	CL1821
2004-02	Rear -.....	C1869	C1868	CL1869	CL1868
SLK320					
2004	Front -.....	C1820	C1821		
2003-01	Front -.....	C1820	C1821	CL1820	CL1821
2004-01	Rear -.....	C3001	C3000	CL3001	CL3000
SLK350					
2010-05	Rear -.....	C2883	C2882	CL2883	CL2882

Check Position Of Caliper Prior To Removal Of Old Unit. See Illustration On the inside front cover. If Caliper Is Rear Mounted Then Part Numbers Are Reversed.

YEAR	APPLICATION	SEMI LOADED		LOADED	
		LEFT	RIGHT	LEFT	RIGHT
MERCEDES-BENZ TRUCK					
ML55					
2003-02	Rear - w/ Casting #20.7282.05.....	C2900	C2901	CL2900	CL2901
ML320					
2003-98	Front	C2114	C2115	CL2114	CL2115
2008-07	Rear	C3244	C3245	CL3244	CL3245
2001-98	Rear	C2112	C2113	CL2112	CL2113
ML350					
2005-03	Front	C2114	C2115	CL2114	CL2115
2008-06	Rear	C3244	C3245	CL3244	CL3245
2005-03	Rear	C2112	C2113	CL2112	CL2113
ML430					
1999	Front	C2114	C2115	CL2114	CL2115
1999	Rear	C2112	C2113	CL2112	CL2113
ML500					
2007-06	Rear	C3244	C3245	CL3244	CL3245
2005-04	Rear	C2900	C2901	CL2900	CL2901
2003-02	Rear - w/ Casting #20.7282.05.....	C2900	C2901	CL2900	CL2901
R320					
2008-07	Rear	C3244	C3245	CL3244	CL3245
R350					
2008-06	Rear	C3244	C3245	CL3244	CL3245
R500					
2007-06	Rear	C3244	C3245	CL3244	CL3245
MERCURY					
CAPRI					
1994-91	Front	C1073	C1072	CL1073	CL1072
1986-84	Front - w/ 6 Cylinder Engine.....	C4203	C4202	CL4203	CL4202
1986-84	Front - w/ 8 Cylinder Engine.....	C4203	C4202	CL4203	CL4202
1986-84	Front - w/ 4 Cylinder Engine; w/ Turbo.....	C4203	C4202	CL4203	CL4202
1983	Front - w/ 4 Cylinder Engine; w/ Turbo; (From 11/1/82)	C4203	C4202	CL4203	CL4202
1983	Front - w/ 6 Cylinder Engine; (From 11/1/82).....	C4203	C4202	CL4203	CL4202
1983	Front - w/ 8 Cylinder Engine; (From 11/1/82).....	C4203	C4202	CL4203	CL4202
1994-91	Rear	C1067	C1066	CL1067	CL1066
COUGAR					
2003-99	Front - 4 Cylinder Engine; w/ Pad Wear Sensor.....	C4622	C4623	CL4622A	CL4623A
2003-99	Front - 4 Cylinder Engine; w/o Pad Wear Sensor.....	C4622	C4623	CL4622	CL4623
2003-99	Front - 6 Cylinder Engine; w/ Pad Wear Sensor.....	C4622	C4623	CL4622C	CL4623C
2003-99	Front - 6 Cylinder Engine; w/o Pad Wear Sensor.....	C4622B	C4623B	CL4622B	CL4623B
1997-93	Front - w/o Sport Package.....	C4379	C4378	CL4379	CL4378
1997-93	Front - w/ Sport Package.....	C4383C	C4382C	CL4383C	CL4382C
1992-89	Front	C4311	C4312	CL4311	CL4312
1988-87	Front	C4203	C4202	CL4203	CL4202
1986-80	Front	C4203	C4202	CL4203	CL4202
2003-99	Rear - w/ Pad Wear Sensors.....	C4618	C4619	CL4618A	CL4619A
2003-99	Rear - w/o Wear Pad Sensors.....	C4618	C4619	CL4618	CL4619
1997-93	Rear	C4539	C4538	CL4539	CL4538
1992-89	Rear	C4316	C4315	CL4316	CL4315
1988-87	Rear	C4509	C4508	CL4509	CL4508
GRAND MARQUIS, COLONY PARK					
2010-03	Front	C4841	C4840	CL4841	CL4840
2002-98	Front	C4735	C4734	CL4735	CL4734
1997-95	Front	C4611	C4610	CL4611	CL4610
1994	Front - w/ Police Package.....	C4395	C4394	CL4395	CL4394
1994	Front - Exc. Police Package; (From 11/1/93).....	C4395	C4394	CL4395	CL4394
1994	Front - Exc. Police Package; (Before 11/1/93).....	C4389	C4388	CL4389	CL4388
1993	Front - Exc. Police Package.....	C4389	C4388	CL4389	CL4388

Check Position Of Caliper Prior To Removal Of Old Unit. See Illustration On the inside front cover. If Caliper Is Rear Mounted Then Part Numbers Are Reversed.

YEAR	APPLICATION	SEMI LOADED		LOADED	
		LEFT	RIGHT	LEFT	RIGHT
MERCURY (cont.)					
GRAND MARQUIS, COLONY PARK (cont.)					
1993	Front - w/ Police Package; (Before 6/10/93).....	C4375	C4374	CL4375	CL4374
1993	Front - w/ Police Package; (From 6/10/93).....	C4395	C4394	CL4395	CL4394
1992	Front - Exc. Police Package.....	C4389	C4388	CL4389	CL4388
1992	Front - w/ Police Package.....	C4375	C4374	CL4375	CL4374
1991	Front - Exc. Police Package.....	C4151	C4150	CL4151A	CL4150A
1991	Front - w/ Police Package.....	C4375	C4374	CL4375	CL4374
1990-82	Front - Exc. Police Package.....	C4151	C4150	CL4151	CL4150
1990-82	Front - w/ Police Package.....	C4147	C4146	CL4147	CL4146
1981	Front - w/ Police Package; (From 5/11/81).....	C4147	C4146	CL4147	CL4146
1981	Front - Exc. Police Package; (From 5/11/81).....	C4151	C4150	CL4151	CL4150
1981	Front - Before 5/11/81.....	C4147	C4146		
1980	Front -.....	C4147	C4146		
2010-03	Rear -.....	C4850	C4851	CL4850	CL4851
2002-01	Rear -.....	C4636	C4636	CL4636	CL4636
2000-98	Rear - w/ H.D.....	C4636	C4636	CL4636	CL4636
2000-98	Rear - Exc. H.D.....	C4637	C4637	CL4637	CL4637
1997-96	Rear -.....	C4637	C4637	CL4637	CL4637
1995-92	Rear -.....	C4368	C4368	CL4368	CL4368
LYNX, LN7					
1987-84	Front - w/ Diesel Engine.....	C4201	C4200	CL4201	CL4200
1987-84	Front - w/ Gas Engine.....	C4201	C4200	CL4201A	CL4200A
1983	Front - From 2/1/83.....	C4201	C4200	CL4201A	CL4200A
MARAUDER					
2004-03	Front -.....	C4841	C4840	CL4841	CL4840
2004-03	Rear -.....	C4850	C4851	CL4850	CL4851
MARQUIS					
1986-84	Front -.....	C4203	C4202	CL4203	CL4202
1983	Front - From 11/1/82.....	C4203	C4202	CL4203	CL4202
1982	Front - Exc. Police Package.....	C4151	C4150	CL4151	CL4150
1982	Front - w/ Police Package.....	C4147	C4146	CL4147	CL4146
1981	Front - w/ Police Package; (From 5/11/81).....	C4147	C4146	CL4147	CL4146
1981	Front - Exc. Police Package; (From 5/11/81).....	C4151	C4150	CL4151	CL4150
1981	Front - Before 5/11/81.....	C4147	C4146		
1980	Front -.....	C4147	C4146		
MILAN					
2010-06	Front -.....	C5000	C5001	CL5000	CL5001
2010-06	Rear -.....	C5002	C5003	CL5002	CL5003
MONTEGO					
2007-05	Front -.....	C4922	C4923	CL4922	CL4923
2007-05	Rear -.....	C4946	C4947	CL4946	CL4947
MYSTIQUE					
2000-98	Front - 4 Cylinder Engine; w/ Pad Wear Sensor.....	C4622	C4623	CL4622A	CL4623A
2000-98	Front - 4 Cylinder Engine; w/o Pad Wear Sensor.....	C4622	C4623	CL4622	CL4623
2000-98	Front - 6 Cylinder Engine; w/ Pad Wear Sensor.....	C4622B	C4623B	CL4622C	CL4623C
2000-98	Front - 6 Cylinder Engine; w/o Pad Wear Sensor.....	C4622B	C4623B	CL4622B	CL4623B
1997-95	Front -.....	C4622	C4623	CL4622	CL4623
2000-95	Rear -.....	C4618	C4619	CL4618	CL4619
SABLE					
2009-08	Front -.....	C4922A	C4923A	CL4922A	CL4923A
2005-01	Front -.....	C4612BS	C4613BS	CL4612BS	CL4613BS
2000	Front -.....	C4612AS	C4613AS	CL4612AS	CL4613AS
1999-96	Front -.....	C4382D	C4383D	CL4382D	CL4383D
1995-94	Front -.....	C4382	C4383	CL4382	CL4383
1993	Front -.....	C4312	C4311	CL4312A	CL4311A
1992-86	Front -.....	C4248	C4247	CL4248	CL4247
2009-08	Rear -.....	C4946	C4947	CL4946	CL4947
2005-04	Rear -.....	C4821	C4820	CL4821A	CL4820A

Check Position Of Caliper Prior To Removal Of Old Unit. See Illustration On the inside front cover. If Caliper Is Rear Mounted Then Part Numbers Are Reversed.

YEAR	APPLICATION	SEMI LOADED		LOADED	
		LEFT	RIGHT	LEFT	RIGHT
MERCURY (cont.)					
SABLE (cont.)					
2003-00	Rear -	C4821	C4820	CL4821	CL4820
1999-93	Rear -	C4537	C4536	CL4537	CL4536
1992-90	Rear -	C4509	C4508	CL4509	CL4508
TOPAZ					
1994-90	Front -	C4201	C4200	CL4201	CL4200
1989-87	Front - 2WD.....	C4201	C4200	CL4201A	CL4200A
1989-87	Front - 4WD.....	C4201	C4200	CL4201	CL4200
1986-84	Front -	C4201	C4200	CL4201A	CL4200A
TRACER					
1999-97	Front -	C1337A	C1336A	CL1337A	CL1336A
1996-91	Front - w/ 1.8L Engine.....	C1337A	C1336A	CL1337A	CL1336A
1996-91	Front - 1.9L Engine; w/ 13" Wheels; (Bracket #13).....	C1337	C1336	CL1337	CL1336
1996-91	Front - 1.9L Engine; w/ 14" and 15" Wheels; (Bracket #14).....	C1337A	C1336A	CL1337A	CL1336A
1989-88	Front - Hatchback.....	C1073	C1072	CL1073	CL1072
1987	Front -	C1073	C1072	CL1073	CL1072
1999-97	Rear -	C1758	C1759	CL1758	CL1759
1996-91	Rear - w/ 1.8L Engine.....	C1345	C1344	CL1345	CL1344
1989-87	Rear -	C1067	C1066	CL1067	CL1066
ZEPHYR					
1983	Front - From 11/1/82.....	C4203	C4202	CL4203	CL4202
MERCURY TRUCK					
MARINER					
2009-07	Front -	C3116	C3117	CL3116	CL3117
2006-05	Front -	C4916	C4917	CL4916	CL4917
2010-07	Rear -	C4943	C4942	CL4943	CL4942
2006-05	Rear -	C4943	C4942	CL4943	CL4942
MONTEREY					
2007-04	Front -	C4960	C4961	CL4960	CL4961
2007	Rear -	C4909	C4908		
2006-04	Rear -	C4908	C4909	CL4908	CL4909
MOUNTAINEER					
2010-06	Front -	C4995	C4994	CL4995	CL4994
2005-02	Front -	C4759	C4758	CL4759	CL4758
2001	Front -	C4607	C4606	CL4607	CL4606
2000-97	Front -	C4607	C4606	CL4607	CL4606
2010-06	Rear -	C4755	C4754	CL4755	CL4754
2005-02	Rear -	C4755	C4754	CL4755	CL4754
2001	Rear - Before 1/2/01.....	C4605	C4604	CL4605	CL4604
2001	Rear - From 1/2/01.....	C4755	C4754	CL4755	CL4754
2000-97	Rear -	C4605	C4604	CL4605	CL4604
VILLAGER					
2002-93	Front -	C4380	C4381	CL4380	CL4381
MERKUR					
MINI					
COOPER					
2008	Front - Convertible; w/ Casting #811.....	C2776	C2777		
2006-05	Front - w/ Casting # 811.....	C2776	C2777		
2004-02	Front -	C2776	C2777		
2004	Rear - From 4/03.....	C3127	C3126	CL3127	CL3126
2003	Rear - Before 4/03.....	C2725	C2724	CL2725	CL2724
2002	Rear -	C2725	C2724	CL2725	CL2724

Check Position Of Caliper Prior To Removal Of Old Unit. See Illustration On the inside front cover. If Caliper Is Rear Mounted Then Part Numbers Are Reversed.

YEAR	APPLICATION	SEMI LOADED		LOADED	
		LEFT	RIGHT	LEFT	RIGHT
MITSUBISHI					
CORDIA, TREDIA					
1988	Front - w/o Turbo.....	C841B	C840B	CL841B	CL840B
1988	Front - w/ Turbo.....	C1093A	C1092A	CL1093A	CL1092A
1987	Front - w/ Turbo Before 1/87.....	C1093	C1092	CL1093B	CL1092B
1987	Front - w/ Turbo From 1/87.....	C1093A	C1092A	CL1093A	CL1092A
1987	Front - w/o Turbo From 1/87.....	C841B	C840B	CL841B	CL840B
1987	Front - w/o Turbo Before 1/87.....	C840	C841	CL840	CL841
1986	Front - w/o Turbo.....	C840	C841	CL840	CL841
1986	Front - w/ Turbo.....	C1093A	C1092A	CL1093A	CL1092A
1985-84	Front -.....	C840	C841	CL840	CL841
DIAMANTE					
2004-97	Front -.....	C4670A	C4671A	CL4670A	CL4671A
1996-92	Front -.....	C1517	C1516	CL1517	CL1516
2004-97	Rear -.....	C2054	C2055	CL2054	CL2055
1996	Rear -.....	C1515	C1514	CL1515	CL1514
1995-93	Rear - Wagon.....	C1519	C1518	CL1519A	CL1518A
1995-93	Rear - Sedan.....	C1515	C1514	CL1515	CL1514
1992	Rear -.....	C1515	C1514	CL1515	CL1514
ECLIPSE (Includes Spyder)					
2010-06	Front -.....	C2614C	C2615C	CL2614C	CL2615C
2005-02	Front -.....	C2614	C2615	CL2614	CL2615
2001	Front - w/ 6 Cylinder Engine; Exc. Spyder.....	C2614	C2615	CL2614	CL2615
2001	Front - w/ 6 Cylinder Engine; Spyder.....	C4670A	C4671A	CL4670A	CL4671A
2001-00	Front - w/ 4 Cylinder Engine.....	C1694A	C1695A	CL1694A	CL1695A
2000	Front - w/ 6 Cylinder Engine.....	C4670A	C4671A	CL4670A	CL4671A
1999-96	Front - 2WD.....	C1694	C1695	CL1694	CL1695
1999-96	Front - 4WD.....	C4670	C4671	CL4670	CL4671
1995	Front - 2WD.....	C1694	C1695	CL1694	CL1695
1995	Front - 4WD.....	C4670	C4671	CL4670	CL4671
1994-93	Front - 4WD.....	C1630	C1631	CL1630	CL1631
1994-93	Front - 2WD; Turbo.....	C1511	C1510	CL1511	CL1510
1994-93	Front - 2WD; w/o Turbo.....	C1373	C1372	CL1373	CL1372
1992-91	Front - 2WD.....	C1373	C1372	CL1373	CL1372
1992-91	Front - 4WD.....	C1511	C1510	CL1511	CL1510
1990	Front - From 4/1/89.....	C1373	C1372	CL1373	CL1372
1990	Front - Before 4/1/89.....	C1093A	C1092A	CL1093A	CL1092A
2005-02	Rear - w/ 6 Cylinder Engine.....	C1692	C1693	CL1692	CL1693
2001	Rear - w/ 6 Cylinder Engine.....	C1692	C1693	CL1692	CL1693
2000	Rear - w/ 6 Cylinder Engine.....	C1692	C1693	CL1692	CL1693
1999-96	Rear -.....	C1692	C1693	CL1692	CL1693
1995	Rear - 2WD.....	C1692	C1693	CL1692	CL1693
1995	Rear - 4WD; From 11/94.....	C1692	C1693	CL1692	CL1693
1995	Rear - 4WD; Before 11/94.....	C4666	C4667	CL4666	CL4667
1994-93	Rear - 4WD.....	C1509	C1508	CL1509	CL1508
1994-93	Rear - 2WD; Turbo.....	C1507	C1506	CL1507	CL1506
1994-93	Rear - 2WD; w/o Turbo.....	C1627	C1626	CL1627	CL1626
1992-91	Rear - 4WD.....	C1509	C1508	CL1509	CL1508
1992-91	Rear - 2WD; Before 2/91.....	C1193	C1192	CL1193	CL1192
1992-91	Rear - 2WD; From 2/91.....	C1627	C1626	CL1627	CL1626
1990	Rear - 2WD.....	C1193	C1192	CL1193	CL1192
1990	Rear - 4WD; Before 5/90.....	C1501	C1500	CL1501	CL1500
1990	Rear - 4WD; From 5/90.....	C1509	C1508	CL1509	CL1508
GALANT					
2009-04	Front - w/ 6 Cylinder Engine.....	C2614C	C2615C	CL2614C	CL2615C
2007	Front - w/ 4 Cylinder Engine.....	C2614	C2615	CL2614	CL2615
2006-04	Front - w/ 4 Cylinder Engine.....	C2614	C2615	CL2614	CL2615
2003-02	Front -.....	C2614	C2615	CL2614	CL2615
2001	Front - w/ 6 Cylinder Engine.....	C2614	C2615	CL2614	CL2615
2001-99	Front - w/ 4 Cylinder Engine.....	C1694A	C1695A	CL1694A	CL1695A
2000-99	Front - w/ 6 Cylinder Engine.....	C4670A	C4671A	CL4670A	CL4671A

Check Position Of Caliper Prior To Removal Of Old Unit. See Illustration On the inside front cover. If Caliper Is Rear Mounted Then Part Numbers Are Reversed.

YEAR	APPLICATION	SEMI LOADED		LOADED	
		LEFT	RIGHT	LEFT	RIGHT
MITSUBISHI (cont.)					
GALANT (cont.)					
1998-94	Front -	C1694	C1695	CL1694	CL1695
1993	Front - SOHC.....	C1373	C1372	CL1373	CL1372
1993	Front - DOHC.....	C1511	C1510	CL1511	CL1510
1992-91	Front - 2WD; w/ DOHC.....	C1511	C1510	CL1511	CL1510
1992-91	Front - 2WD; w/ SOHC.....	C1373	C1372	CL1373	CL1372
1992-91	Front - 4WD; w/ Turbo.....	C1630	C1631	CL1630	CL1631
1992-91	Front - 4WD; w/o Turbo.....	C1511	C1510	CL1511	CL1510
1990	Front - 2WD; (Before 11/89).....	C1093A	C1092A	CL1093A	CL1092A
1990	Front - 2WD; (From 11/89).....	C1373	C1372	CL1373	CL1372
1990	Front - 4WD; (From 11/89).....	C1373	C1372	CL1373	CL1372
1990	Front - 4WD; (Before 11/89).....	C1533	C1532	CL1533	CL1532
1989	Front -	C1093A	C1092A	CL1093A	CL1092A
1988	Front - w/ 6 Cylinder Engine.....	C1227	C1226		
1987-85	Front - w/ 15" Wheels.....	C1093	C1092		
1987-85	Front - w/ 14" Wheels.....	C1093A	C1092A	CL1093A	CL1092A
2003-95	Rear -	C1692	C1693	CL1692	CL1693
1994	Rear -	C1692A	C1693A	CL1692A	CL1693A
1993	Rear -	C1507	C1506	CL1507	CL1506
1992-91	Rear - 2WD.....	C1507	C1506	CL1507	CL1506
1992-91	Rear - 4WD.....	C1509	C1508	CL1509	CL1508
1990	Rear - 2WD.....	C1193	C1192	CL1193	CL1192
1990	Rear - 4WD.....	C1501	C1500	CL1501	CL1500
1989	Rear -	C1193	C1192	CL1193	CL1192
1988	Rear - w/ 6 Cylinder Engine.....	C1217	C1216	CL1217	CL1216
LANCER					
2010-08	Front - GTS.....	C5032B	C5033B	CL5032B	CL5033B
2010-08	Front - DE, ES.....	C5032C	C5033C	CL5032C	CL5033C
2007	Front -	C2680	C2681		
2006-05	Front - w/ 2.0L Engine; Exc. Turbo.....	C2680	C2681		
2006-04	Front - w/ 2.4L Engine.....	C2614A	C2615A	CL2614A	CL2615A
2004	Front - w/ 2.0L Engine; Exc. Turbo.....	C2680	C2681	CL2680	CL2681
2003	Front - w/ 2.0L Engine; Exc. Turbo.....	C2680	C2681	CL2680	CL2681
2002	Front -	C2680	C2681	CL2680	CL2681
2010-08	Rear - DE, ES.....	C5038	C5039	CL5039	CL5038
MIRAGE					
2002-01	Front -	C2616	C2617	CL2616	CL2617
2000	Front - w/ 1.8L Engine.....	C2616	C2617	CL2616	CL2617
2000	Front - w/ 1.5L Engine; w/ Power Steering.....	C1718	C1719		
2000	Front - w/ 1.5L Engine; w/o Power Steering.....	C2616	C2617	CL2616	CL2617
1999-97	Front -	C1718	C1719	CL1718	CL1719
1996	Front - w/ 1.8L Engine.....	C1718	C1719	CL1718	CL1719
1996	Front - w/ 1.5L Engine; w/ 2 Dr.....	C1696	C1697	CL1696	CL1697
1996	Front - w/ 1.5L Engine; w/ 4 Dr.....	C1718	C1719	CL1718	CL1719
1995-93	Front - w/ 1.8L Engine.....	C1718	C1719	CL1718	CL1719
1995-93	Front - w/ 1.5L Engine; w/ 2 Dr.....	C1696	C1697	CL1696	CL1697
1995-93	Front - w/ 1.5L Engine; w/ 4 Dr.....	C1718	C1719	CL1718	CL1719
1992-91	Front - w/ 1.6L Engine.....	C1511	C1510	CL1511	CL1510
1992-91	Front - Sedan; w/ 1.5L Engine.....	C1505	C1504	CL1505	CL1504
1992-91	Front - Hatchback; w/ 1.5L Engine.....	C1503	C1502	CL1503	CL1502
1990	Front - Sedan.....	C841B	C840B	CL841B	CL840B
1990	Front - Hatchback.....	C782	C783	CL782	CL783
1989	Front - Sedan.....	C841B	C840B	CL841B	CL840B
1989	Front - Hatchback; w/ Turbo.....	C1093A	C1092A	CL1093A	CL1092A
1989	Front - Hatchback; w/o Turbo.....	C782	C783	CL782	CL783
1988	Front - w/o Turbo.....	C782	C783	CL782	CL783
1988	Front - w/ Turbo.....	C841B	C840B	CL841B	CL840B
1987	Front - w/o Turbo.....	C782	C783	CL782	CL783
1987	Front - w/ Turbo Before 1/87.....	C840	C841		
1987	Front - w/ Turbo From 1/87.....	C841B	C840B	CL841B	CL840B
1986-85	Front - w/o Turbo.....	C782	C783	CL782	CL783

Check Position Of Caliper Prior To Removal Of Old Unit. See Illustration On the inside front cover. If Caliper Is Rear Mounted Then Part Numbers Are Reversed.

YEAR	APPLICATION	SEMI LOADED		LOADED	
		LEFT	RIGHT	LEFT	RIGHT
MITSUBISHI (cont.)					
MIRAGE (cont.)					
1986-85	Front - w/ Turbo.....	C840	C841	CL840	CL841
1995-93	Rear -.....	C4661	C4660	CL4661	CL4660
1992-89	Rear -.....	C1193	C1192	CL1193	CL1192
PRECIS					
1994-90	Front -.....	C1493	C1492	CL1493	CL1492
1989-88	Front -.....	C1047	C1046	CL1047	CL1046
1987	Front - w/ A.T.; From 3/87.....	C1047	C1046	CL1047	CL1046
SIGMA, GALLANT SIGMA					
1990-88	Front -.....	C1227	C1226		
1990-88	Rear -.....	C1217	C1216	CL1217	CL1216
3000GT					
1999-94	Front - w/o Turbo.....	C1517	C1516	CL1517	CL1516
1999-94	Front - w/ Turbo.....	C1934	C1935	CL1934	CL1935
1993-91	Front - w/o Turbo.....	C1517	C1516	CL1517	CL1516
1993-91	Front - w/ Turbo.....	C1513	C1512	CL1513	CL1512
1999-94	Rear - w/o Turbo.....	C1515	C1514	CL1515	CL1514
1999-94	Rear - w/ Turbo.....	C1931	C1930	CL1931	CL1930
1993-91	Rear - w/o Turbo.....	C1515	C1514	CL1515	CL1514
1993-91	Rear - w/ Turbo.....	C1519	C1518	CL1519	CL1518
MITSUBISHI TRUCK					
ENDEAVOR					
2008-04	Front -.....	C2920	C2921	CL2920	CL2921
2008-04	Rear -.....	C2933	C2932	CL2933	CL2932
EXPO, EXPO LRV					
1995-92	Front -.....	C1511	C1510	CL1511	CL1510
1995-92	Rear -.....	C4669	C4668	CL4669	CL4668
MIGHTY MAX					
1996-95	Front -.....	C1097	C1096	CL1097	CL1096
1994-87	Front - 2WD.....	C1097	C1096	CL1097	CL1096
1994-87	Front - 4WD.....	C1167	C1166	CL1167	CL1166
MONTERO					
2006-01	Front -.....	C2657	C2656	CL2657	CL2656
2000-97	Front -.....	C1765	C1764	CL1765	CL1764
1996-94	Front - w/ 3.0L Engine.....	C1677	C1676	CL1677	CL1676
1996-94	Front - w/ 3.5L Engine.....	C1765	C1764	CL1765	CL1764
1993-92	Front -.....	C1677	C1676	CL1677	CL1676
1991-90	Front -.....	C1167	C1166	CL1167	CL1166
1989	Front - w/ 6 Cylinder Engine.....	C1167	C1166	CL1167	CL1166
2006-01	Rear -.....	C2667	C2666	CL2667	CL2666
2000-92	Rear -.....	C1739	C1738	CL1739	CL1738
MONTERO SPORT					
2004	Front -.....	C1677A	C1676A	CL1677A	CL1676A
2003-00	Front - w/ 3.5L Engine.....	C1677A	C1676A	CL1677A	CL1676A
2003-00	Front - w/ 3.0L Engine; ES Series.....	C1677	C1676	CL1677	CL1676
2003-00	Front - w/ 3.0L Engine; LS, XLS Series.....	C1677A	C1676A	CL1677A	CL1676A
1999-97	Front -.....	C1677	C1676	CL1677	CL1676
2004-97	Rear -.....	C2629	C2628	CL2629	CL2628
OUTLANDER					
2010-07	Front -.....	C5032B	C5033B	CL5032B	CL5033B
2005-03	Front -.....	C2614A	C2615A	CL2614A	CL2615A
RAIDER					
2009-06	Front -.....	C5009	C5008	CL5009	CL5008

Check Position Of Caliper Prior To Removal Of Old Unit. See Illustration On the inside front cover. If Caliper Is Rear Mounted Then Part Numbers Are Reversed.

YEAR	APPLICATION	SEMI LOADED		LOADED	
		LEFT	RIGHT	LEFT	RIGHT
MITSUBISHI TRUCK (cont.)					
VAN					
1990-87	Front -	C1097	C1096	CL1097	CL1096
NISSAN / DATSUN					
200SX					
1998	Front -	C1792	C1793	CL1792	CL1793
1997-95	Front - w/ 2.0L Engine.....	C1792A	C1793A	CL1792A	CL1793A
1997-95	Front - w/ 1.6L Engine.....	C1792	C1793	CL1792	CL1793
1988-87	Front - w/ 6 Cylinder Engine.....	C961	C960	CL961	CL960
1998-95	Rear -	C1801	C1800	CL1801	CL1800
240SX					
1998-97	Front -	C1219A	C1218A	CL1219A	CL1218A
1996-95	Front -	C1808	C1809	CL1808	CL1809
1994-93	Front - w/ ABS.....	C1219A	C1218A	CL1219A	CL1218A
1994-93	Front - w/o ABS.....	C1197	C1196	CL1197	CL1196
1992	Front - w/ ABS.....	C1219A	C1218A	CL1219A	CL1218A
1992	Front - w/o ABS; (From 5/92).....	C1197	C1196	CL1197	CL1196
1992	Front - w/o ABS; (12/91 To 5/92).....	C1219A	C1218A	CL1219A	CL1218A
1992	Front - w/o ABS; (Before 12/91).....	C1197	C1196	CL1197	CL1196
1991-89	Front - w/ ABS.....	C1219A	C1218A	CL1219A	CL1218A
1991-89	Front - w/o ABS.....	C1197	C1196	CL1197	CL1196
1998-95	Rear -	C1904	C1905	CL1904	CL1905
1994-89	Rear -	C1223	C1222	CL1223	CL1222
300ZX					
1996-94	Front -	C1674	C1675	CL1674A	CL1675A
1993	Front -	C1674	C1675	CL1674	CL1675
1992	Front - w/ Turbo.....	C1400	C1399	CL1400	CL1399
1992	Front - Hatchback & Convertible; w/o Turbo; (After 4/92)	C1674	C1675	CL1674	CL1675
1992	Front - Hatchback; w/o Turbo; (Before 4/92).....	C1400	C1399	CL1400	CL1399
1991	Front -	C1400	C1399	CL1400	CL1399
1990	Front - w/o Turbo.....	C1398	C1397	CL1398	CL1397
1990	Front - w/ Turbo.....	C1400	C1399	CL1400	CL1399
1989-87	Front - w/o Turbo.....	C947	C946	CL947	CL946
1986-84	Front -	C947	C946	CL947	CL946
1996-90	Rear -	C1409	C1408	CL1409	CL1408
350Z					
2009-07	Front - w/ Single Piston Caliper.....	C2870	C2871		
2009-06	Front - w/ Dual Piston Caliper.....	C2870A	C2871A	CL2870A	CL2871A
2007	Front - w/ Single Piston, before 11/06.....	C2870	C2871		
2005-03	Front - w/ Single Piston Caliper.....	C2690A	C2691A	CL2690A	CL2691A
2009-06	Rear - w/ Single Piston Caliper.....	C2792A	C2793A	CL2792A	CL2793A
2005-03	Rear - w/ Single Piston Caliper; Before 11/05.....	C2792	C2793	CL2792	CL2793
370Z					
2010-09	Front - w/o Sport Package.....	C2870B	C2871B	CL2870B	CL2871B
ALTIMA					
2010-07	Front -	C3308	C3309	CL3308	CL3309
2006-05	Front - Exc. SE-R.....	C2690	C2691	CL2690	CL2691
2004-02	Front -	C2690	C2691	CL2690	CL2691
2001-98	Front -	C1219A	C1218A	CL1219A	CL1218A
1997-93	Front -	C1219	C1218	CL1219	CL1218
2009-02	Rear -	C2780	C2781	CL2780	CL2781
2001-93	Rear -	C1666	C1667	CL1666	CL1667
MAXIMA					
2008	Front -	C2690	C2691		
2007-04	Front -	C2806	C2807	CL2806	CL2807
2003	Front - Before 1/03.....	C2690	C2691	CL2690	CL2691
2003	Front - From 1/03.....	C2807	C2806	CL2807	CL2806
2002	Front -	C2690	C2691	CL2690	CL2691
2001-00	Front -	C2604	C2605	CL2604	CL2605

Check Position Of Caliper Prior To Removal Of Old Unit. See Illustration On the inside front cover. If Caliper Is Rear Mounted Then Part Numbers Are Reversed.

YEAR	APPLICATION	SEMI LOADED		LOADED	
		LEFT	RIGHT	LEFT	RIGHT
NISSAN / DATSUN (cont.)					
MAXIMA (cont.)					
1999-95	Front -	C1219	C1218	CL1219C	CL1218C
1994-89	Front -	C1219	C1218	CL1219	CL1218
1988-85	Front -	C957B	C956B		
2008-04	Rear -	C2780	C2781	CL2780	CL2781
2003	Rear - Before 1/03.....	C2857	C2856	CL2857	CL2856
2003	Rear - From 1/03.....	C2780	C2781	CL2780	CL2781
2002	Rear -	C2857	C2856	CL2857	CL2856
2001	Rear - Before 10/01/00.....	C2001	C2000		
2001	Rear - From 10/01/00.....	C2857	C2856	CL2857	CL2857
2000	Rear -	C2001	C2000		
1999-95	Rear -	C2001	C2000	CL2001	CL2000
1994-92	Rear -	C1453	C1452	CL1453A	CL1452A
1991	Rear -	C1453	C1452	CL1453	CL1452
1990	Rear -	C1225	C1224	CL1225	CL1224
1989	Rear -	C1225	C1224	CL1225A	CL1224A
MULTI (Canada)					
1989-84	Front -	C956	C957		
PULSAR, PULSAR NX					
1993-91	Front - w/ 2.0L Engine; (Japan Built Engine).....	C1441	C1440	CL1441	CL1440
1993-91	Front - w/ 2.0L Engine; (USA Built Engine).....	C1445	C1444	CL1445	CL1444
1990	Front -	C871	C870	CL871	CL870
1989-87	Front - SOHC.....	C871	C870	CL871	CL870
1986	Front -	C871	C870	CL871	CL870
1985	Front - From 4/85.....	C871	C870	CL871	CL870
1985	Front - Before 4/85.....	C871	C870		
1984-83	Front - w/o Turbo.....	C871	C870		
1984-83	Front - w/ Turbo.....	C871	C870	CL871	CL870
1993-91	Rear -	C1451	C1450	CL1451	CL1450
SENTRA					
2009-07	Front - w/ 2.5L Engine; SE-R.....	C3308	C3309	CL3308	CL3309
2006-04	Front - w/ 1.8L Engine.....	C2618	C2619	CL2618	CL2619
2006-04	Front - w/ 2.5L Engine; Exc. SE-R Spec V.....	C1219	C1218	CL1219	CL1218
2003-02	Front - w/ 2.5L Engine.....	C1219	C1218	CL1219	CL1218
2003-02	Front - w/ 1.8L Engine.....	C2618	C2619	CL2618	CL2619
2001-00	Front - w/ 2.0L Engine.....	C1219	C1218	CL1219C	CL1218C
2001-00	Front - w/ 1.8L Engine.....	C2618	C2619	CL2618	CL2619
1999	Front - w/ 2.0L Engine.....	C1792	C1793		
1999	Front - w/ 1.6L Engine; Exc. GXE.....	C1792	C1793	CL1792	CL1793
1999	Front - w/ 1.6L Engine; GXE.....	C1792	C1793		
1998-95	Front -	C1792	C1793	CL1792	CL1793
1994-91	Front - w/ 1.6L Engine.....	C1445	C1444	CL1445	CL1444
1994-91	Front - w/ 2.0L Engine; (Japan Built Engine).....	C1441	C1440	CL1441	CL1440
1994-91	Front - w/ 2.0L Engine; (USA Built Engine).....	C1443	C1442	CL1443	CL1442
1990	Front - Exc. Wagon.....	C871	C870	CL871	CL870
1990	Front - Wagon.....	C1235	C1234	CL1235	CL1234
1989	Front - Exc. Wagon.....	C871	C870	CL871	CL870
1989	Front - Wagon; From 10/88.....	C1235	C1234	CL1235	CL1234
1988-87	Front - Exc. Wagon.....	C871	C870	CL871	CL870
1986	Front -	C871	C870	CL871	CL870
1985-84	Front - w/o Diesel Engine.....	C871	C870	CL871	CL870
1983	Front - w/o Diesel Engine.....	C871	C870		
1982	Front -	C871	C870		
2006-04	Rear - w/ 2.5L Engine.....	C2627A	C2626A	CL2627A	CL2626A
2003-02	Rear - w/ 2.5L Engine.....	C2627	C2626	CL2627	CL2626
2001-00	Rear - w/ 2.0L Engine.....	C2627	C2626	CL2627	CL2626
1999-95	Rear -	C1801	C1800	CL1801	CL1800
1994-91	Rear -	C1451	C1450	CL1451	CL1450

Check Position Of Caliper Prior To Removal Of Old Unit. See Illustration On the inside front cover. If Caliper Is Rear Mounted Then Part Numbers Are Reversed.

YEAR	APPLICATION	SEMI LOADED		LOADED	
		LEFT	RIGHT	LEFT	RIGHT
NISSAN / DATSUN (cont.)					
STANZA					
1992-90	Front -	C1219B	C1218B	CL1219B	CL1218B
1989	Front - 4WD; Wagon.....	C1219B	C1218B	CL1219B	CL1218B
1989	Front - 2WD; Wagon and Sedan.....	C957	C956	CL957	CL956
1988-87	Front -	C957	C956	CL957	CL956
1986	Front - Wagon.....	C957	C956	CL957	CL956
1986	Front - Sedan From 1/86.....	C957	C956	CL957	CL956
1985	Front - Wagon.....	C957	C956	CL957	CL956
1992-90	Rear -	C1225	C1224	CL1225	CL1224
NISSAN / DATSUN TRUCK					
ARMADA					
2006-05	Front -	C2983	C2982	CL2983	CL2982
2009-05	Rear -	C2948	C2949	CL2948	CL2949
AXCESS					
1992-91	Front - (Canada).....	C1219B	C1218B	CL1219B	CL1218B
1990	Front -	C1219B	C1218B	CL1219B	CL1218B
D21 PICKUP					
1997	Front - 2WD.....			CL956C	CL957C
1997-96	Front - 4WD.....	C1673	C1672	CL1673	CL1672
1996	Front - 2WD; w/ 4 Cylinder Engine.....			CL956C	CL957C
1996	Front - 2WD; w/ 6 Cylinder Engine.....	C1673	C1672	CL1673	CL1672
1995-93	Front - 4WD.....	C1673	C1672	CL1673	CL1672
1995-93	Front - 2WD; w/ 4 Cylinder Engine.....			CL956C	CL957C
1995-93	Front - 2WD; w/ 6 Cylinder Engine.....	C1207	C1206	CL1207	CL1206
1992	Front - 2WD; w/ 4 Cylinder Engine.....			CL956C	CL957C
1992	Front - 2WD; w/ 6 Cylinder Engine.....	C1207	C1206	CL1207	CL1206
1992	Front - 4WD; (From 1/92).....	C1673	C1672	CL1673	CL1672
1992	Front - 4WD; (Before 1/92).....	C1207	C1206	CL1207	CL1206
1991-90	Front - 4WD.....	C1207	C1206	CL1207	CL1206
1991-90	Front - 2WD; w/ 4 Cylinder Engine.....			CL956C	CL957C
1991-90	Front - 2WD; w/ 6 Cylinder Engine.....	C1207	C1206	CL1207	CL1206
1989-88	Front - 4WD.....	C1207	C1206	CL1207	CL1206
1989-88	Front - 2WD; w/ 4 Cylinder Engine.....			CL956C	CL957C
1987	Front - 2WD; w/ 4 Cylinder Engine.....			CL956C	CL957C
1987	Front - 4WD; (From 3/87).....	C1207	C1206	CL1207	CL1206
1986	Front - 2WD; w/ 4 Cylinder Engine.....			CL956C	CL957C
FRONTIER					
2008-05	Front - w/ 4 cyl.....	C3123	C3122	CL3123	CL3122
2008-05	Front - w/ 6 cyl.....	C3123A	C3122A	CL3123A	CL3122A
2004-03	Front - w/ 4 Cylinder Engine.....	C1673	C1672	CL1673	CL1672
2004-03	Front - w/ 6 Cylinder Engine.....	C2639	C2638	CL2639	CL2638
2002	Front - w/ 4 Cylinder Engine.....	C1673	C1672	CL1673	CL1672
2002	Front - w/ 6 Cylinder Engine.....	C1673A	C1672A	CL1673A	CL1672A
2001	Front - w/ 4 Cylinder Engine.....	C1673	C1672	CL1673	CL1672
2001	Front - 2WD; w/ 6 Cylinder Engine.....	C1673A	C1672A	CL1673A	CL1672A
2001	Front - 4WD; w/ 6 Cylinder Engine.....	C1673	C1672	CL1673	CL1672
2000-98	Front -	C1673	C1672	CL1673	CL1672
2009-05	Rear -	C2994	C2995	CL2994	CL2995
MULTI VAN (Canada)					
1988	Front - From 6/88.....	C1219B	C1218B	CL1219B	CL1218B
1988	Front - Before 6/88.....	C957	C956	CL957	CL956
1987-86	Front -	C957	C956	CL957	CL956
MURANO					
2009-03	Front -	C2880	C2881	CL2880	CL2881
2007-03	Rear -	C2792	C2793	CL2792	CL2793

Check Position Of Caliper Prior To Removal Of Old Unit. See Illustration On the inside front cover. If Caliper Is Rear Mounted Then Part Numbers Are Reversed.

YEAR	APPLICATION	SEMI LOADED		LOADED	
		LEFT	RIGHT	LEFT	RIGHT
NISSAN / DATSUN TRUCK (cont.)					
PATHFINDER					
2008	Front - w/ 6 cyl.....	C3123A	C3122A	CL3123A	CL3122A
2007-05	Front -	C3123A	C3122A	CL3123A	CL3122A
2004-00	Front -	C2579	C2578	CL2579	CL2578
1999	Front - Before 12/98.....	C1815A	C1814A	CL1815A	CL1814A
1999	Front - From 12/98.....	C2579	C2578	CL2579	CL2578
1998	Front -	C1815A	C1814A	CL1815A	CL1814A
1997-96	Front -	C1815	C1814	CL1815	CL1814
1995-89	Front -	C1207	C1206	CL1207	CL1206
2009-05	Rear -	C2994A	C2995A	CL2994A	CL2995A
1995-88	Rear -	C1199	C1198	CL1199	CL1198
QUEST					
2009-04	Front -	C3107	C3106	CL3106	CL3107
2003-93	Front -	C4380	C4381	CL4380	CL4381
2009-04	Rear -	C2792	C2793	CL2792	CL2793
TITAN					
2007-04	Front -	C2983	C2982	CL2983	CL2982
2009-04	Rear -	C2948	C2949	CL2948	CL2949
2007-04	Rear -	C2948	C2949	CL2948	CL2949
XTERRA					
2009-05	Front -	C3123A	C3122A	CL3123A	CL3122A
2004-00	Front -	C2639	C2638	CL2639	CL2638
2009-05	Rear -	C2994	C2995	CL2994	CL2995
OLDSMOBILE					
ACHIEVA					
1998-96	Front -	C4357	C4356	CL4357	CL4356
1995-92	Front -	C4357	C4356	CL4357	CL4356
ALERO					
2004-99	Front -	C4646	C4647	CL4646	CL4647
2004-99	Rear -	C4724	C4725	CL4724	CL4725
AURORA					
2003-01	Front -	C4638A	C4639A	CL4638C	CL4639C
1999-97	Front -	C4638A	C4639A	CL4638A	CL4639A
1996-95	Front -	C4600	C4601	CL4600	CL4601
2003-01	Rear -	C4718B	C4719B	CL4718B	CL4719B
1999	Rear -	C4738B	C4739B	CL4738B	CL4739B
1998-97	Rear -	C4392A	C4393A	CL4392B	CL4393B
1996-95	Rear -	C4392A	C4393A	CL4392A	CL4393A
CIERA, CUTLASS CIERA					
1996-90	Front -	C4195	C4194	CL4195	CL4194
1989-85	Front - w/ JA2; JA8 Brake Systems.....	C4195	C4194	CL4195	CL4194
1984-83	Front - w/ JA2; JA3 Brake Systems.....	C4195	C4194	CL4195	CL4194
CALAIS, CUTLASS CALAIS					
1991	Front -	C4357	C4356	CL4357	CL4356
1990	Front - w/ Performance Pkg.....	C4357	C4356	CL4357	CL4356
1990	Front - w/o Performance Pkg.....	C4684	C4685	CL4684	CL4685
CUSTOM CRUISER					
1992-78	Front -	C4021	C4020	CL4021	CL4020
1976-71	Front -	C4036	C4035	CL4036	CL4035
CUTLASS CRUISER					
1983-78	Front -	C4072	C4071	CL4072	CL4071
CUTLASS					
1999-97	Front -	C4646	C4647	CL4646	CL4647
1987-78	Front -	C4072	C4071	CL4072	CL4071

Check Position Of Caliper Prior To Removal Of Old Unit. See Illustration On the inside front cover. If Caliper Is Rear Mounted Then Part Numbers Are Reversed.

YEAR	APPLICATION	SEMI LOADED		LOADED	
		LEFT	RIGHT	LEFT	RIGHT
OLDSMOBILE (cont.)					
CUTLASS SUPREME					
1997	Front - Cutlass Supreme; w/ N - Body; Single Piston Caliper.....	C4646	C4647	CL4646	CL4647
1997	Front - Cutlass Supreme; w/ W - Body; Dual Piston Caliper.....	C4276	C4275	CL4276	CL4275
1997-88	Front -.....	C4276	C4275	CL4276	CL4275
1987-78	Front -.....	C4072	C4071	CL4072	CL4071
1997-94	Rear -.....	C4393	C4392	CL4393	CL4392
1996-94	Rear - Cutlass Supreme w/ W - Body.....	C4393	C4392	CL4393	CL4392
1993-89	Rear -.....	C4328	C4327	CL4328	CL4327
1988	Rear - w/ Manual Transmission.....	C4328	C4327	CL4328	CL4327
1988	Rear - w/ Automatic Transmission.....	C4296	C4295	CL4296	CL4295
DELTA 88, ROYALE, 98					
1999-94	Front -.....	C4600	C4601	CL4600	CL4601
1993-92	Front -.....	C4355	C4354	CL4355	CL4354
1991-86	Front - FWD.....	C4195	C4194	CL4195	CL4194
1985-78	Front -.....	C4021	C4020	CL4021	CL4020
1976-71	Front -.....	C4036	C4035	CL4036	CL4035
INTRIGUE					
2002-99	Front - Front.....	C4638	C4639	CL4638D	CL4639D
1998	Front - w/ JB9 (Light-Duty).....	C4638	C4639	CL4638	CL4639
1998	Front - w/ JA9 (Heavy-Duty).....	C4638A	C4639A	CL4638A	CL4639A
2002-98	Rear -.....	C4644	C4645	CL4644	CL4645
LSS					
1999-96	Front -.....	C4600	C4601	CL4600	CL4601
REGENCY					
1998-97	Front -.....	C4600	C4601	CL4600	CL4601
1998-97	Rear -.....	C4393	C4392	CL4393A	CL4392A
OMEGA					
1979-78	Front -.....	C4021	C4020	CL4021	CL4020
TORONADO, TROFEO					
1992	Front -.....	C4355	C4354	CL4355	CL4354
1991-86	Front -.....	C4250	C4249	CL4250	CL4249
1985-79	Front -.....	C4129	C4128	CL4129	CL4128
1992	Rear -.....	C4543	C4543	CL4543	CL4543
1991-86	Rear -.....	C4510	C4510	CL4510L	CL4510R
OLDSMOBILE TRUCK					
BRAVADA					
2004-02	Front -.....	C4798A	C4799A	CL4798A	CL4799A
2001-98	Front -.....	C4695	C4694	CL4695	CL4694
1997	Front -.....	C4651	C4650	CL4651	CL4650
1996	Front -.....	C4129	C4128	CL4129	CL4128
1994-91	Front -.....	C4129	C4128	CL4129	CL4128
2004-02	Rear -.....	C4804	C4805	CL4804	CL4805
2001-98	Rear -.....	C4712	C4713	CL4712	CL4713
1997	Rear -.....	C4712	C4713		
SILHOUETTE VAN					
2004-02	Front - FWD.....	C4638	C4639	CL4638D	CL4639D
2004-02	Front - AWD.....	C4772A	C4773A	CL4772A	CL4773A
2001-97	Front -.....	C4638	C4639	CL4638	CL4639
1996-94	Front -.....	C4600	C4601	CL4600	CL4601
1993-92	Front -.....	C4355	C4354	CL4355	CL4354
1991-90	Front -.....	C4195	C4194	CL4195	CL4194
2004-02	Rear - FWD.....	C4644	C4645	CL4644	CL4645
2004-02	Rear - AWD.....	C4644A	C4645A	CL4644A	CL4645A

Check Position Of Caliper Prior To Removal Of Old Unit. See Illustration On the inside front cover. If Caliper Is Rear Mounted Then Part Numbers Are Reversed.

YEAR	APPLICATION	SEMI LOADED		LOADED	
		LEFT	RIGHT	LEFT	RIGHT
PASSPORT					
OPTIMA (Canada)					
1993-91	Front -	C1277A	C1276A	CL1277A	CL1276A
1990	Front - w/ 2.0L Engine.....	C1390	C1389	CL1390	CL1389
1990	Front - w/ 1.6L Engine; w/ Vented Rotors.....	C1277A	C1276A	CL1277A	CL1276A
1990	Front - w/ 1.6L Engine; w/ Solid Rotors.....	C1277	C1276	CL1277	CL1276
1989	Front - w/ 2.0L Engine.....	C1390	C1389	CL1390	CL1389
1989	Front - w/ 1.6L Engine.....	C1277	C1276	CL1277	CL1276
1988	Front -	C1277	C1276	CL1277	CL1276
PASSPORT TRUCK					
PICKUP (Canada)					
1990-89	Front - 2WD.....	C1187	C1186	CL1187	CL1186
1990-89	Front - 4WD.....	C1169	C1168	CL1169	CL1168
TROOPER II (Canada)					
1991-89	Front -	C1169	C1168	CL1169	CL1168
1991-89	Rear -	C1191	C1190	CL1191	CL1190
PEUGEOT					
505					
1986-80	Front - w/ Solid Rotor (ATE).....	C724A	C725A		
1986-80	Front - w/ Vented Rotor; (ATE).....	C724B	C725B		
604					
1984-77	Front -	C724B	C725B		
PLYMOUTH					
ACCLAIM					
1995	Front -	C4367	C4366	CL4367	CL4366
1994-92	Front - w/ 2 Wheel Disc.....	C4367	C4366	CL4367	CL4366
1994-92	Front - w/ 4 Wheel Disc; (Stamped 122055-01).....	C4363	C4362	CL4363	CL4362
1994-92	Front - w/ 4 Wheel Disc; (Stamped 122249-01).....	C4367	C4366	CL4367	CL4366
1991	Front - w/ 15" Wheels.....	C4363	C4362	CL4363	CL4362
1991	Front - w/ 14" Wheels.....	C4367	C4366	CL4367	CL4366
1990-89	Front -	C4178	C4177	CL4178	CL4177
1995	Rear -	C4306	C4305	CL4306	CL4305
1994-92	Rear - w/ 15" Wheels.....	C4304	C4303	CL4304	CL4303
1994-92	Rear - w/ 14" Wheels.....	C4306	C4305	CL4306	CL4305
1991-90	Rear -	C4306	C4305	CL4306	CL4305
BREEZE					
2000-96	Front -	C4602	C4603	CL4602	CL4603
2000	Rear -	C4306	C4305	CL4306C	CL4306C
1998-96	Rear -	C4306	C4305	CL4306A	CL4305A
CARAVELLE					
1988	Front -	C4178	C4177	CL4178	CL4177
1987-85	Front -	C4801	C4800	CL4801	CL4800
COLT (Exc. Colt Vista)					
1996-95	Front - 2 Dr.....	C1696	C1697	CL1696	CL1697
1994-93	Front - 4 Dr.....	C1718	C1719	CL1718	CL1719
1994-93	Front - 2 Dr.....	C1696	C1697	CL1696	CL1697
1992	Front - Colt 100 (Canada).....	C1503	C1502	CL1503	CL1502
1992	Front - Colt 200 (Canada); 4 Dr. Hatchback.....	C1505	C1504	CL1505	CL1504
1992	Front - 2 Dr. Hatchback; (USA).....	C1503	C1502	CL1503	CL1502
1992	Front - Colt 200 (Canada); 2 Dr. Hatchback.....	C1503	C1502	CL1503	CL1502
1991	Front - Colt 100 (Canada).....	C782	C783	CL782	CL783
1991	Front - 2 Dr. Hatchback; (USA).....	C1503	C1502	CL1503	CL1502
1991	Front - Colt 200 (Canada); 2 Dr. Hatchback.....	C1503	C1502	CL1503	CL1502
1990-89	Front - 2 Dr. Hatchback; w/ 1.6L Eng. (USA).....	C1093A	C1092A	CL1093A	CL1092A
1990-89	Front - 2 Dr. Hatchback; w/ 1.5L Eng. (USA).....	C782	C783	CL782	CL783
1990-89	Front - Wagon; w/ FWD.....	C782	C783	CL782	CL783

Check Position Of Caliper Prior To Removal Of Old Unit. See Illustration On the inside front cover. If Caliper Is Rear Mounted Then Part Numbers Are Reversed.

YEAR	APPLICATION	SEMI LOADED		LOADED	
		LEFT	RIGHT	LEFT	RIGHT
PLYMOUTH (cont.)					
COLT (Exc. Colt Vista) (cont.)					
1990-89	Front - 2 Dr. Hatchback; w/ 1.6L Eng.; w/ Turbo (Canada).....	C841B	C840B	CL841B	CL840B
1990-89	Front - Colt 200 (Canada); 4 Dr.; w/ 1.6L Engine.....	C1093A	C1092A	CL1093A	CL1092A
1990-89	Front - Colt 100 (Canada); 4 Dr.; w/o Turbo.....	C782	C783	CL782	CL783
1990-89	Front - Colt 200 (Canada); 4 Dr.; w/ 1.5L Eng.....	C841B	C840B	CL841B	CL840B
1990-89	Front - Wagon; w/ AWD.....	C841B	C840B	CL841B	CL840B
1990-89	Front - Colt 100 (Canada); 4 Dr.; w/ Turbo.....	C841B	C840B	CL841B	CL840B
1988	Front - w/o Turbo.....	C782	C783	CL782	CL783
1988	Front - w/ Turbo.....	C841B	C840B	CL841B	CL840B
1987	Front - w/o Turbo.....	C782	C783	CL782	CL783
1987	Front - w/ Turbo; (Before 5/86).....	C840	C841	CL840	CL841
1987	Front - w/ Turbo; (From 1/87).....	C841B	C840B	CL841B	CL840B
1987	Front - w/ Turbo; (From 5/86 to 1/87).....	C840	C841		
1986-85	Front - w/o Turbo.....	C782	C783	CL782	CL783
1986-85	Front - w/ Turbo.....	C840	C841	CL840	CL841
1984	Front - w/ Turbo.....	C841	C840	CL841	CL840
1994-93	Rear -.....	C4661	C4660	CL4661	CL4660
1990-89	Rear -.....	C1193	C1192	CL1193	CL1192
COLT VISTA					
1994-92	Front -.....	C1511	C1510	CL1511	CL1510
1991-88	Front - 2WD.....	C841B	C840B	CL841B	CL840B
1991-88	Front - 4WD.....	C1093A	C1092A	CL1093A	CL1092A
1987	Front - 4WD.....	C1093A	C1092A	CL1093A	CL1092A
1987	Front - 2WD; (From 1/87).....	C841B	C840B	CL841B	CL840B
1987	Front - 2WD; (Before 5/86).....	C840	C841	CL840	CL841
1987	Front - 2WD; (From 5/86 to 1/87).....	C840	C841		
1986-85	Front - 2WD.....	C840	C841	CL840	CL841
1986-85	Front - 4WD.....	C1093A	C1092A	CL1093A	CL1092A
1984	Front -.....	C840	C841	CL840	CL841
1994-92	Rear -.....	C4669	C4668	CL4669	CL4668
FURY, FURY I, II, III, VIP					
1974	Front -.....	C4076	C4075	CL4076	CL4075
GRAN FURY					
1989-82	Front - w/ Police, Taxi & HD Pkgs.; (Forward Mount)..	C4144	C4145	CL4144	CL4145
1989-82	Front - Exc. Police, Taxi, & H.D. Pkgs.; (Forward Mount)	C4144	C4145	CL4144A	CL4145A
1977-75	Front -.....	C4076	C4075	CL4076	CL4075
HORIZON, TC3					
1990-83	Front -.....	C4199	C4198	CL4199	CL4198
LASER					
1994-93	Front - 4WD.....	C1630	C1631	CL1630	CL1631
1994-93	Front - 2WD; Turbo.....	C1511	C1510	CL1511	CL1510
1994-93	Front - 2WD; w/o Turbo.....	C1373	C1372	CL1373	CL1372
1992	Front - 2WD.....	C1373	C1372	CL1373	CL1372
1992	Front - 4WD.....	C1511	C1510	CL1511	CL1510
1991	Front -.....	C1373	C1372	CL1373	CL1372
1990	Front - From 4/1/89.....	C1373	C1372	CL1373	CL1372
1990	Front - Before 4/1/89.....	C1093A	C1092A	CL1093A	CL1092A
1994-93	Rear - 4WD.....	C1509	C1508	CL1509	CL1508
1994-93	Rear - 2WD; Turbo.....	C1507	C1506	CL1507	CL1506
1994-93	Rear - 2WD; w/o Turbo.....	C1627	C1626	CL1627	CL1626
1992	Rear - 2WD.....	C1627	C1626	CL1627	CL1626
1992	Rear - 4WD.....	C1509	C1508	CL1509	CL1508
1991-90	Rear -.....	C1193	C1192	CL1193	CL1192
NEON					
2001-00	Front - w/ 2 Wheel Disc.....	C4768	C4769	CL4768	CL4769
2001-00	Front - w/ 4 Wheel Disc.....	C4768	C4769	CL4768A	CL4769A
1999-98	Front - w/ 2 Wheel Disc.....	C4616	C4617	CL4616A	CL4617A
1999-98	Front - w/ 4 Wheel Disc.....	C4616	C4617	CL4616A	CL4617A

Check Position Of Caliper Prior To Removal Of Old Unit. See Illustration On the inside front cover. If Caliper Is Rear Mounted Then Part Numbers Are Reversed.

YEAR	APPLICATION	SEMI LOADED		LOADED	
		LEFT	RIGHT	LEFT	RIGHT
PLYMOUTH (cont.)					
NEON (cont.)					
1997-95	Front - w/ 4 Stud Wheels.....	C4616	C4617	CL4616	CL4617
1997-95	Front - w/ 5 Stud Wheels.....	C4616	C4617	CL4616A	CL4617A
2001-00	Rear -.....	C4783	C4782	CL4783	CL4782
1999-95	Rear -.....	C4306	C4305	CL4306A	CL4305A
PROWLER					
2001-97	Front -.....	C4642	C4643		
2001-97	Rear -.....	C4616	C4617		
RELIANT					
1989-88	Front - w/ 1 Pin Mtg.....	C4178	C4177	CL4178	CL4177
1989-88	Front - w/ 2 Pin Mtg.....	C4803	C4802	CL4803	CL4802
1987-83	Front - w/ Standard Duty - (7-7/8" Rear Brakes).....	C4803	C4802	CL4803	CL4802
1987-83	Front - w/ HD (8-5/8" Rear Brakes).....	C4801	C4800	CL4801	CL4800
1982-81	Front -.....	C4803	C4802		
SUNDANCE					
1994-91	Front -.....	C4367	C4366	CL4367	CL4366
1990	Front -.....	C4178	C4177	CL4178	CL4177
1989	Front - w/ 1 Pin Mtg.....	C4178	C4177	CL4178	CL4177
1989	Front - w/ 2 Pin Mtg.....	C4803	C4802	CL4803	CL4802
1988	Front - w/ 1 Pin Mtg.....	C4178	C4177	CL4178	CL4177
1988	Front - w/ 2 Pin Mtg.....	C4803	C4802	CL4803	CL4802
1987	Front - w/ 1 Pin Mtg.....	C4178	C4177	CL4178	CL4177
1987	Front - w/ 2 Pin Mtg.; Exc. Turbo.....	C4803	C4802	CL4803	CL4802
1987	Front - w/ 2 Pin Mtg.; w/ Turbo.....	C4801	C4800	CL4801	CL4800
1990	Rear -.....	C4306	C4305	CL4306	CL4305
1989	Rear - w/ 15" Wheels.....	C4308	C4307	CL4308	CL4307
1989	Rear - w/ 14" Wheels.....	C4306	C4305	CL4306	CL4305
1988	Rear -.....	C4308	C4307	CL4308	CL4307
TURISMO					
1990-83	Front -.....	C4199	C4198	CL4199	CL4198
VOLARE					
1980	Front - w/ Police & Taxi Pkg.; (Forward Mount).....	C4144	C4145	CL4144	CL4145
1980	Front - Exc. Police & Taxi Pkg.; (Forward Mount).....	C4144	C4145	CL4144A	CL4145A
PLYMOUTH TRUCK					
PB100 VAN, PB150 VAN - 1/2 TON					
1983-78	Front -.....	C4076	C4075	CL4076	CL4075
PB200 VAN, PB250 VAN - 3/4 TON					
1983-78	Front -.....	C4076	C4075	CL4076	CL4075
PB300 VAN, PB350 VAN - 1 TON					
1983-78	Front -.....	C4076	C4075		
SCAMP PICKUP					
1983	Front -.....	C4199	C4198	CL4199	CL4198
TRAILDUSTER					
1983-78	Front -.....	C4076	C4075	CL4076	CL4075
1977-74	Front - 4WD.....	C4076	C4075	CL4076	CL4075
VOYAGER, GRAND VOYAGER					
2000-96	Front -.....	C4642	C4643	CL4642	CL4643
1995	Front - w/ 15" Wheels.....	C4363	C4362	CL4363A	CL4362A
1995	Front - w/ 14" Wheels.....	C4361	C4360	CL4361	CL4360
1994-91	Front - w/ 15" Wheels.....	C4363	C4362	CL4363	CL4362
1994-91	Front - w/ 14" Wheels.....	C4361	C4360	CL4361	CL4360
1990-89	Front - w/ 15" Wheels.....	C4294	C4293	CL4294	CL4293
1990-89	Front - w/ 14" Wheels.....	C4180	C4179	CL4180	CL4179
1988-87	Front - w/ 1 Pin Mtg.....	C4180	C4179	CL4180	CL4179
1986-84	Front -.....	C4180	C4179	CL4180	CL4179
2003-00	Rear -.....	C4774	C4774	CL4774L	CL4774R

Check Position Of Caliper Prior To Removal Of Old Unit. See Illustration On the inside front cover. If Caliper Is Rear Mounted Then Part Numbers Are Reversed.

YEAR	APPLICATION	SEMI LOADED		LOADED	
		LEFT	RIGHT	LEFT	RIGHT
PLYMOUTH TRUCK (cont.)					
VOYAGER, GRAND VOYAGER (cont.)					
1999-96	Rear -	C4656	C4656	CL4656	CL4656
PONTIAC					
6000					
1991-90	Front -	C4195	C4194	CL4195	CL4194
1989	Front - w/ HD Brakes; w/ JA2, JA8, JL9, JA3 Brake Systems.....	C4195	C4194	CL4195	CL4194
1988	Front - w/ HD Brakes; w/ JA2, JA8, JL9, JA3 Brake Systems.....	C4195	C4194	CL4195	CL4194
1987-86	Front - w/ HD Brakes; w/ JA2, JA8, JL9, JA3 Brake Systems.....	C4195	C4194	CL4195	CL4194
1985	Front - w/ HD Brakes; w/ JA2, JA8, JL9, JA3 Brake Systems.....	C4195	C4194	CL4195	CL4194
1984	Front - w/ JA2; JA3 Brake Systems.....	C4195	C4194	CL4195	CL4194
1983	Front - w/ JA2; JA3 Brake Systems.....	C4195	C4194	CL4195	CL4194
1990-89	Rear -	C4309	C4310	CL4309	CL4310
1988	Rear - 4WD.....	C4309	C4310	CL4309	CL4310
BONNEVILLE					
2005-04	Front - SE.....	C4638	C4639	CL4638	CL4639
2005-04	Front - SLE.....	C4638A	C4639A	CL4638C	CL4639C
2003-00	Front - SE.....	C4638	C4639	CL4638	CL4639
2003-00	Front - SLE; SSEI.....	C4638A	C4639A	CL4638C	CL4639C
1999-94	Front -	C4600	C4601	CL4600	CL4601
1993-92	Front -	C4355	C4354	CL4355	CL4354
1991-87	Front -	C4195	C4194	CL4195	CL4194
1986-82	Front -	C4072	C4071	CL4072	CL4071
1981-78	Front - w/ H.D.....	C4021	C4020	CL4021	CL4020
1981-78	Front - Exc. H.D.....	C4021	C4020	CL4021	CL4020
1976-71	Front -	C4036	C4035	CL4036	CL4035
2005-04	Rear - GXP.....	C4718	C4719	CL4718	CL4719
2005-04	Rear - SE; SLE.....	C4718B	C4719B	CL4718B	CL4719B
2003-00	Rear -	C4718B	C4719B	CL4718B	CL4719B
CATALINA					
1981-78	Front - w/ H.D.....	C4021	C4020	CL4021	CL4020
1981-78	Front - Exc. H.D.....	C4021	C4020	CL4021	CL4020
1976-71	Front -	C4036	C4035	CL4036	CL4035
FIERO					
1988	Rear -	C4310	C4309	CL4310	CL4309
FIREBIRD					
2002-98	Front -	C4693	C4692	CL4693	CL4692
1997-94	Front -	C4601	C4600	CL4601	CL4600
1993	Front -	C4354	C4355	CL4354	CL4355
1992-88	Front - w/ High Performance Pkg.; Aluminum Caliper.....	C4344	C4343	CL4344	CL4343
1992-88	Front - Exc. High Performance Pkg.; (Cast Iron Caliper).....	C4072	C4071	CL4072	CL4071
1987-82	Front -	C4072	C4071	CL4072	CL4071
1981-78	Front -	C4021	C4020	CL4021	CL4020
2002-98	Rear -	C4696	C4697	CL4696	CL4697
1997-93	Rear -	C4541	C4540	CL4541	CL4540
1992-89	Rear -	C4346	C4345	CL4346	CL4345
1988	Rear - w/ High Performance Pkg.; Aluminum Caliper.....	C4346	C4345	CL4346	CL4345
FIREFLY (Canada)					
2000-95	Front -	C2004	C2005	CL2004	CL2005
1994	Front - w/ 4 Cylinder Engine.....	C1539	C1538	CL1539	CL1538
1994	Front - w/ 3 Cylinder Engine; Exc. Convertible.....	C1323	C1322	CL1323	CL1322
1994	Front - w/ 3 Cylinder Engine; Convertible.....	C1539	C1538	CL1539	CL1538
1991-89	Front - w/ Turbo.....	C1539	C1538	CL1539	CL1538
1991-89	Front - Convertible; Exc. Turbo.....	C1539	C1538	CL1539	CL1538
1991-89	Front - Exc. Convertible; Exc. Turbo.....	C1323	C1322	CL1323	CL1322

Check Position Of Caliper Prior To Removal Of Old Unit. See Illustration On the inside front cover. If Caliper Is Rear Mounted Then Part Numbers Are Reversed.

YEAR	APPLICATION	SEMI LOADED		LOADED	
		LEFT	RIGHT	LEFT	RIGHT
PONTIAC (cont.)					
G3					
2009	Front -	C2810A	C2811A	CL2810A	CL2811A
G5					
2009-07	Front - w/ 2 Wheel Disc.....	C4880	C4881	CL4880	CL4881
2009-07	Front - w/ 4 Wheel Disc.....	C4906	C4907	CL4906	CL4907
2009-07	Rear -	C4893	C4892	CL4893	CL4892
G6					
2009-06	Front - w/ 15" Wheels.....	C4910	C4911	CL4910	CL4911
2009-06	Front - w/ 16" Wheels.....	C4910A	C4911A	CL4910A	CL4911A
2005	Front - w/ Single Piston Caliper.....	C4910A	C4911A	CL4910A	CL4911A
2005	Front - w/ Dual Piston Caliper.....	C4939	C4938	CL4939	CL4938
2009-06	Rear -	C4893	C4892	CL4893	CL4892
2005	Rear -	C4893	C4892	CL4893	CL4892
GRAND AM					
2005-99	Front -	C4646	C4647	CL4646	CL4647
1998-96	Front -	C4357	C4356	CL4357	CL4356
1995-91	Front -	C4357	C4356	CL4357	CL4356
1990	Front - w/ Performance Pkg.....	C4357	C4356	CL4357	CL4356
1990	Front - w/o Performance Pkg.....	C4684	C4685	CL4684	CL4685
1980-78	Front -	C4072	C4071	CL4072	CL4071
2005-99	Rear -	C4724	C4725	CL4724	CL4725
GRAND PRIX					
2008-06	Front - Exc. GXP.....	C5034	C5035	CL5034	CL5035
2005	Front - Exc. GXP.....	C5034	C5035	CL5034	CL5035
2004	Front - w/ J65 Brake System.....	C5034	C5035	CL5034	CL5035
2004	Front - w/ JL9 Brake System; w/ Special Perf. Pkg. (WS6).....	C5034A	C5035A	CL5034A	CL5035A
2004	Front - w/ JL9 Brake System; w/o Special Perf. Pkg. (WS6).....	C5034A	C5035A		
2003-02	Front -	C4638	C4639	CL4638D	CL4639D
2001-97	Front -	C4638	C4639	CL4638	CL4639
1996-88	Front -	C4276	C4275	CL4276	CL4275
1987-78	Front -	C4072	C4071	CL4072	CL4071
2008-06	Rear - w/ FE4 Handling Suspension.....	C5010	C5011	CL5010	CL5011
2005	Rear - w/ FE2 Handling Suspension.....	C5010	C5011	CL5010	CL5011
2004	Rear -	C4868	C4869	CL4868	CL4869
2003-97	Rear -	C4644	C4645	CL4644	CL4645
1996-94	Rear -	C4393	C4392	CL4393	CL4392
1993-89	Rear - w/o Casting Lever Stop.....	C4328	C4327	CL4328	CL4327
1988	Rear - w/ Manual Transmission.....	C4328	C4327	CL4328	CL4327
1988	Rear - w/ Casting Lever Stop; w/ Auto Trans.....	C4296	C4295	CL4296	CL4295
GRANDVILLE					
1975-71	Front -	C4036	C4035	CL4036	CL4035
GTO					
2004	Front -	C4933	C4932	CL4933	CL4932
2004	Rear -	C4912	C4913	CL4912	CL4913
LAURENTIAN (Canada)					
1981-78	Front - w/ H.D.....	C4021	C4020	CL4021	CL4020
1981-78	Front - Exc. H.D.....	C4021	C4020	CL4021	CL4020
1976	Front -	C4036	C4035	CL4036	CL4035
LEMANS					
1993-91	Front -	C1277A	C1276A	CL1277A	CL1276A
1990	Front - w/ 2.0L Engine.....	C1390	C1389	CL1390	CL1389
1990	Front - w/ 1.6L Engine; w/ Vented Rotors.....	C1277A	C1276A	CL1277A	CL1276A
1990	Front - w/ 1.6L Engine; w/ Solid Rotors.....	C1277	C1276	CL1277	CL1276
1989	Front - w/ 2.0L Engine.....	C1390	C1389	CL1390	CL1389
1989	Front - w/ 1.6L Engine.....	C1277	C1276	CL1277	CL1276
1988	Front -	C1277	C1276	CL1277	CL1276

Check Position Of Caliper Prior To Removal Of Old Unit. See Illustration On the inside front cover. If Caliper Is Rear Mounted Then Part Numbers Are Reversed.

YEAR	APPLICATION	SEMI LOADED		LOADED	
		LEFT	RIGHT	LEFT	RIGHT
PONTIAC (cont.)					
LEMANS (cont.)					
1981-78	Front -	C4072	C4071	CL4072	CL4071
OPTIMA (Canada)					
1993-91	Front -	C1277A	C1276A	CL1277A	CL1276A
1990	Front - w/ 2.0L Engine.....	C1390	C1389	CL1390	CL1389
1990	Front - w/ 1.6L Engine; w/ Vented Rotors.....	C1277A	C1276A	CL1277A	CL1276A
1990	Front - w/ 1.6L Engine; w/ Solid Rotors.....	C1277	C1276	CL1277	CL1276
1989	Front - w/ 2.0L Engine.....	C1390	C1389	CL1390	CL1389
1989	Front - w/ 1.6L Engine.....	C1277	C1276	CL1277	CL1276
1988	Front -	C1277	C1276	CL1277	CL1276
PARISIENNE (Canada)					
1982-78	Front - w/ H.D.....	C4021	C4020	CL4021	CL4020
1982-78	Front - Exc. H.D.....	C4021	C4020	CL4021	CL4020
1976	Front -	C4036	C4035	CL4036	CL4035
PARISIENNE					
1986-83	Front - w/ H.D.....	C4021	C4020	CL4021	CL4020
1986-83	Front - Exc. H.D.....	C4021	C4020	CL4021	CL4020
PHOENIX					
1979-78	Front -	C4021	C4020	CL4021	CL4020
PURSUIT					
2006-05	Front - w/ 2 Wheel Disc.....	C4880	C4881	CL4880	CL4881
2006-05	Front - w/ 4 Wheel Disc.....	C4906	C4907	CL4906	CL4907
2006-05	Rear -	C4893	C4892	CL4893	CL4892
SAFARI WAGON					
1989-87	Front -	C4021	C4020	CL4021	CL4020
SOLSTICE					
2009-06	Front -	C4910A	C4911A	CL4910A	CL4911A
2009-06	Rear -	C5050	C5051	CL5050	CL5051
SUNBIRD, J2000					
1994-92	Front -	C4357	C4356	CL4357	CL4356
1991-90	Front -	C4684	C4685	CL4684	CL4685
SUNFIRE					
2005-95	Front -	C4356	C4357	CL4356	CL4357
TEMPEST					
1991-90	Front - (Canada).....	C4684	C4685	CL4684	CL4685
WAVE (Canada)					
2008-05	Front -	C2810A	C2811A	CL2810A	CL2811A
VIBE					
2010-09	Front - w/ 2.4L Engine.....	C3194	C3195		
2008-03	Front -	C2698	C2699	CL2698	CL2699
2006-03	Rear -	C2612	C2613	CL2612	CL2613
PONTIAC TRUCK					
AZTEK					
2005-01	Front - FWD.....	C4772	C4773	CL4772	CL4773
2005-01	Front - AWD.....	C4772A	C4773A	CL4772A	CL4773A
2005-01	Rear -	C4644A	C4645A	CL4644A	CL4645A
MONTANA					
2005	Front - FWD.....	C4638	C4639	CL4638D	CL4639D
2004-02	Front - FWD.....	C4638	C4639	CL4638D	CL4639D
2004-02	Front - AWD.....	C4772A	C4773A	CL4772A	CL4773A
2001-99	Front -	C4638	C4639	CL4638	CL4639
2005	Rear - FWD.....	C4644	C4645	CL4644	CL4645
2004-02	Rear - FWD.....	C4644	C4645	CL4644	CL4645
2004-02	Rear - AWD.....	C4644A	C4645A	CL4644A	CL4645A
2001-99	Rear -	C4644	C4645	CL4644	CL4645

Check Position Of Caliper Prior To Removal Of Old Unit. See Illustration On the inside front cover. If Caliper Is Rear Mounted Then Part Numbers Are Reversed.

YEAR	APPLICATION	SEMI LOADED		LOADED	
		LEFT	RIGHT	LEFT	RIGHT
PONTIAC TRUCK (cont.)					
MONTANA SV6					
2009-05	Front -	C5034	C5035	CL5034	CL5035
2009-05	Rear -	C4944	C4945	CL4944	CL4945
SUNRUNNER (Canada)					
1997-96	Front - 2 Dr.....	C1213	C1212	CL1213	CL1212
1997-96	Front - 4 Dr.....	C1487	C1486	CL1487	CL1486
1995-94	Front -	C1213	C1212	CL1213	CL1212
TORRENT					
2009-07	Front -	C5056	C5057	CL5056	CL5057
2006	Front -	C4950	C4951	CL4950	CL4951
2009-07	Rear -	C5040	C5041	CL5040	CL5041
TRANS SPORT VAN					
1999-97	Front -	C4638	C4639	CL4638	CL4639
1996-94	Front -	C4600	C4601	CL4600	CL4601
1993-92	Front -	C4355	C4354	CL4355	CL4354
1991-90	Front -	C4195	C4194	CL4195	CL4194
1999-97	Rear -	C4644	C4645	CL4644	CL4645
PORSCHE					
911					
1998-96	Front - w/ Turbo.....	C1954	C1955	CL1954A	CL1955A
1998-96	Front - Carrera; w/ Turbo Look.....	C1954	C1955	CL1954A	CL1955A
1998-96	Front - Carrera; w/o Turbo Look.....	C1996	C1997	CL1996	CL1997
1995	Front - Carrera.....	C1996	C1997	CL1996	CL1997
1994-92	Front - w/o Turbo.....	C2027	C2026	CL2027	CL2026
1994-92	Front - w/ Turbo.....	C1942	C1943		
1991	Front - w/o Turbo.....	C2027	C2026	CL2027	CL2026
1991	Front - w/ Turbo.....	C1942	C1943		
1990	Front - w/o Turbo.....	C2027	C2026	CL2027	CL2026
1990	Front - w/ Turbo.....	C1942	C1943	CL1942A	CL1943A
1989	Front - Carrera 4.....	C2027	C2026	CL2027	CL2026
1998-96	Rear - w/ Turbo.....	C1932	C1933	CL1932	CL1933
1998-96	Rear - Carrera; w/o Turbo Look; w/o Narrow Body Work.....	C1998	C1999	CL1998	CL1999
1998-96	Rear - Carrera; w/ Turbo Look.....	C1932	C1933	CL1932	CL1933
1995	Rear - w/ Turbo.....	C1932	C1933	CL1932	CL1933
1995	Rear - Carrera 2.....	C1998	C1999	CL1998	CL1999
1994-92	Rear - w/ Turbo.....	C1956	C1957	CL1956	CL1957
1994-92	Rear - Exc. Turbo; Carrera 2; w/ Turbo Look.....	C1956	C1957	CL1956	CL1957
1991	Rear - w/ Turbo.....	C1956	C1957	CL1956	CL1957
924, 924S					
1988-87	Front -	C725A	C724A		
1982-77	Front - w/ 4 Wheel Disc.....	C725A	C724A		
928, 928S, 928GTS					
1995-92	Front -	C1955	C1954	CL1955	CL1954
1991-88	Front -	C1952	C1953	CL1952	CL1953
1987	Front -	C1953	C1952	CL1953	CL1952
1986	Front - From Chassis #861000.....	C1953	C1952	CL1953	CL1952
944					
1991-90	Front - w/ Turbo.....	C1952	C1953	CL1952	CL1953
1991-90	Front - w/o Turbo; w/o Koni Shocks.....	C1951	C1950	CL1951	CL1950
1991-90	Front - w/o Turbo; w/ Koni Shocks.....	C1952	C1953	CL1952A	CL1953A
1989	Front - w/o Turbo.....	C725	C724		
1989	Front - w/ Turbo.....	C1953	C1952	CL1953	CL1952
1988	Front - w/o Turbo.....	C725	C724		
1988	Front - w/ Turbo.....	C1951	C1950	CL1951	CL1950
1988	Front - w/ Turbo S.....	C1953	C1952		
1987-86	Front - w/o Turbo.....	C725	C724		
1987-86	Front - w/ Turbo.....	C1951	C1950	CL1951	CL1950
1985-83	Front -	C725	C724		

Check Position Of Caliper Prior To Removal Of Old Unit. See Illustration On the inside front cover. If Caliper Is Rear Mounted Then Part Numbers Are Reversed.

YEAR	APPLICATION	SEMI LOADED		LOADED	
		LEFT	RIGHT	LEFT	RIGHT
PORSCHE (cont.)					
944 (cont.)					
1991-90	Rear -	C1592	C1593	CL1593	CL1592
1989	Rear - w/ Turbo.....	C1592	C1593	CL1593	CL1592
1988	Rear - w/ Turbo.....	C1592	C1593	CL1593	CL1592
1987-86	Rear - w/ Turbo.....	C1592	C1593	CL1593	CL1592
968					
1995-92	Front - w/o Sport Suspension.....	C1951	C1950	CL1951A	CL1950A
1995-92	Front - w/ Sport Suspension.....	C1952	C1953	CL1952	CL1953
SAAB					
9-2X					
2006-05	Front - Exc. Turbo.....	C2683	C2682	CL2683A	CL2682A
2006-05	Front - w/ Turbo.....	C2683C	C2682C	CL2683C	CL2682C
2006-05	Rear -	C2067A	C2066A	CL2067A	CL2066A
9-3					
2009	Front - Aero; w/ FWD.....	C3340	C3341		
2008	Front - Exc. 2.0T FWD.....	C3340	C3341	CL3340	CL3341
2007-05	Front - Aero.....	C3340	C3341	CL3340	CL3341
2006	Front - 2.0 T.....	C2898	C2899	CL2898	CL2899
2006-03	Front - Linear.....	C2898	C2899	CL2898	CL2899
2005	Front - Arc, w/16" Wheels.....	C3230	C3231	CL3230	CL3231
2005	Front - Arc, w/17" Wheels.....	C3340	C3341	CL3340	CL3341
2004-03	Front - Arc.....	C3230	C3231	CL3230	CL3231
2003	Front - SE.....	C2038	C2039	CL2038A	CL2039A
2003	Front - Vector.....	C3340	C3341	CL3340	CL3341
2002-00	Front - w/ 2.0L Engine.....	C2038	C2039	CL2038A	CL2039A
2002-00	Front - w/ 2.3L Engine.....	C2038B	C2039B	CL2038B	CL2039B
1999	Front -	C2038	C2039	CL2038	CL2039
2005-04	Rear - Exc. Linear.....	C2913	C2912	CL2913	CL2912
2005-03	Rear - L4 2.0L Linear.....	C2927	C2926	CL2927	CL2926
2003	Rear - SE.....	C2037	C2036	CL2037	CL2036
2003	Rear - Arc, Vector.....	C2913	C2912		
2002-99	Rear -	C2037	C2036	CL2037	CL2036
9-5					
2007-06	Front -	C2038C	C2039C		
2005	Front - Aero.....	C2038C	C2039C	CL2038C	CL2039C
2005	Front - Arc, Linear.....	C2038C	C2039C		
2004-03	Front - Aero; Arc.....	C2038C	C2039C	CL2038C	CL2039C
2004-03	Front - Linear.....	C2038C	C2039C	CL2038C	CL2039C
2002	Front -	C2038C	C2039C	CL2038C	CL2039C
2001	Front - Aero; w/ 16" Wheels.....	C2038B	C2039B	CL2038B	CL2039B
2001	Front - Aero; w/o 16" Wheels.....	C2038	C2039	CL2038A	CL2039A
2001	Front - Exc. Aero.....	C2038	C2039	CL2038A	CL2039A
2000	Front - w/16" Wheels.....	C2038B	C2039B	CL2038B	CL2039B
2000	Front - w/o 16" Wheels.....	C2038	C2039	CL2038A	CL2039A
1999	Front -	C2038	C2039	CL2038	CL2039
2009-07	Rear -	C2747	C2746	CL2747	CL2746
2006	Rear -	C2751	C2750	CL2751	CL2750
2005	Rear - Arc, Linear.....	C2751	C2750	CL2751	CL2750
2005	Rear - Aero; To Chassis #53500056.....	C2747	C2746	CL2747	CL2746
2005	Rear - Aero; From Chassis #53500057.....	C2751	C2750	CL2751	CL2750
2004-03	Rear - Aero; Arc.....	C2747	C2746	CL2747	CL2746
2004-03	Rear - Linear.....	C2751	C2750	CL2751	CL2750
2002	Rear - Aero; Arc.....	C2747	C2746	CL2747	CL2746
2002	Rear - Linear.....	C2751	C2750	CL2751	CL2750
2001-00	Rear -	C2751	C2750	CL2751	CL2750
1999	Rear -	C2853	C2852	CL2853	CL2852

Check Position Of Caliper Prior To Removal Of Old Unit. See Illustration On the inside front cover. If Caliper Is Rear Mounted Then Part Numbers Are Reversed.

YEAR	APPLICATION	SEMI LOADED		LOADED	
		LEFT	RIGHT	LEFT	RIGHT
SAAB (cont.)					
99					
1980-75	Front -	C480	C481	CL480	CL481
900 SERIES					
1998-97	Front -	C2038	C2039	CL2038	CL2039
1996-95	Front -	C1802	C1803	CL1802	CL1803
1994	Front - Exc. Convertible.....	C1802	C1803	CL1802	CL1803
1994	Front - Convertible.....	C1253	C1252	CL1253	CL1252
1993-88	Front -	C1253	C1252	CL1253	CL1252
1987-86	Front - w/ Solid Rotor.....	C480	C481	CL480A	CL481A
1985-79	Front -	C480	C481	CL480A	CL481A
1998-97	Rear -	C2037	C2036	CL2037	CL2036
1996-95	Rear -	C1903	C1902	CL1903	CL1902
1994	Rear - Exc. Convertible.....	C1903	C1902	CL1903	CL1902
1994	Rear - Convertible.....	C1059	C1058	CL1059	CL1058
1993-88	Rear -	C1059	C1058	CL1059	CL1058
9000 SERIES					
1998-90	Front -	C1269	C1268	CL1269	CL1268
1989-88	Front - Exc. Turbo.....	C1253	C1252	CL1253	CL1252
1989-88	Front - w/ Turbo.....	C1269	C1268	CL1269	CL1268
1998-86	Rear -	C1059	C1058	CL1059	CL1058
SAAB TRUCK					
9-7X					
2009-06	Front -	C5004	C5005	CL5004	CL5005
2005	Front - w/ 6 Cylinder Engine.....	C4798A	C4799A	CL4798A	CL4799A
2005	Front - w/ 8 Cylinder Engine.....	C4798	C4799	CL4798	CL4799
2009-05	Rear -	C4804	C4805	CL4804	CL4805
SATURN					
AURA					
2009-07	Front -	C4910A	C4911A	CL4910A	CL4911A
2009-07	Rear -	C4893	C4892	CL4893	CL4892
ION					
2007-04	Front - w/ 2.0L Engine.....	C4906	C4907	CL4906	CL4907
2007-04	Front - w/ 2.2L Engine.....	C4880	C4881	CL4880	CL4881
2003	Front -	C4880	C4881	CL4880	CL4881
2007-04	Rear - w/ 2.0L Engine.....	C4893	C4892	CL4893	CL4892
LS SERIES (Sedan)					
2005-02	Front -	C2038	C2039	CL2038A	CL2039A
2005-00	Front - LS Sedan.....	C2038	C2039	CL2038A	CL2039A
2005-02	Rear - LS Sedan.....	C4771	C4770	CL4771	CL4770
LW SERIES (Wagon)					
2004-00	Front - LW Wagon.....	C2038	C2039	CL2038A	CL2039A
2004-00	Rear - LW Wagon.....	C4771	C4770	CL4771	CL4770
SC SERIES (Coupe)					
2002-91	Front -	C4519	C4518	CL4519	CL4518
1998-91	Rear -	C4525	C4524	CL4525	CL4524
SKY					
2009-07	Front -	C4910A	C4911A	CL4910A	CL4911A
2009-07	Rear -	C5050	C5051	CL5050	CL5051
SL SERIES (Sedan)					
2002-91	Front -	C4519	C4518	CL4519	CL4518
1998-91	Rear -	C4525	C4524	CL4525	CL4524

Check Position Of Caliper Prior To Removal Of Old Unit. See Illustration On the inside front cover. If Caliper Is Rear Mounted Then Part Numbers Are Reversed.

YEAR	APPLICATION	SEMI LOADED		LOADED	
		LEFT	RIGHT	LEFT	RIGHT
SATURN (cont.)					
SW SERIES (Wagon)					
2001-93	Front -	C4519	C4518	CL4519	CL4518
1998-93	Rear -	C4525	C4524	CL4525	CL4524
SATURN TRUCK					
OUTLOOK					
2010-07	Front -	C5004B	C5005B	CL5004B	CL5005B
2010-07	Rear -	C5059	C5058	CL5059	CL5058
RELAY-1, RELAY-2, RELAY-3					
2007-05	Front -	C5034	C5035	CL5034	CL5035
2007-05	Rear -	C4944	C4945	CL4944	CL4945
VUE					
2009-08	Front -	C5056	C5057	CL5056	CL5057
2007-04	Front -	C4950	C4951	CL4950	CL4951
2003-02	Front -	C4866	C4867	CL4866	CL4867
2009-08	Rear -	C5040	C5041		
SCION					
TC					
2010-05	Front -	C2580A	C2581A	CL2580A	CL2581A
2010	Rear -	C2950	C2951		
2009-05	Rear -	C2950	C2951	CL2950	CL2951
XA, XB					
2010-08	Front - XA, XB.....	C3196A	C3197A	CL3196A	CL3197A
2006-04	Front -	C2762A	C2763A	CL2762A	CL2763A
STERLING					
825					
1988-87	Front -	C1754	C1755	CL1754	CL1755
1988-87	Rear -	C1757	C1756	CL1757	CL1756
827					
1991-89	Front -	C1754	C1755	CL1754	CL1755
1991-89	Rear -	C1757	C1756	CL1757	CL1756
STERLING TRUCKS					
5500, 6500, 7500 ACTERRA					
2005-99	Front & Rear - w/ 2.88" Piston Bendix Caliper.....	C8000	C8000	CL8000	CL8000
2005-99	Front & Rear - w/ 2.60" Piston; Bendix Caliper.....	C8001	C8001	CL8001	CL8001
2005-99	Front & Rear - w/ Bosch Caliper; w/ 66mm Piston; w/ Casting #4153269.....	C8056	C8056	CL8056	CL8056
2005-99	Front & Rear - w/ Bosch Caliper; w/ 73mm Piston; w/ Casting #4153222.....	C8058	C8058	CL8058	CL8058
SUBARU					
3-DOOR (DL, GL, GL-10, RX)					
1989-86	Front - w/ Cable Bracket Mounts w/ 1 Bolt.....	C1161	C1160	CL1161	CL1160
4-DOOR (DL, FE, GF, GL, GL-10, RX)					
1989-85	Front - w/ Cable Bracket Mounts w/ 1 Bolt.....	C1161	C1160	CL1161	CL1160
IMPREZA, IMPREZA OUTBACK					
2009	Front - w/ 2.5L Engine; GT, WRX.....	C2683B	C2682B	CL2683B	CL2682B
2009-08	Front - Exc. WRX, WRX STI.....	C2683	C2682		
2008	Front - WRX.....	C2683B	C2682B	CL2683B	CL2682B
2007	Front - 2.5i, Outback Sport.....	C2683	C2682		
2006	Front - 2.5i, Outback Sport.....	C2683	C2682		
2005-04	Front - WRX.....	C2683B	C2682B	CL2683B	CL2682B
2005-04	Front - Exc. WRX, WRX STI.....	C2683	C2682	CL2683A	CL2682A
2003	Front -	C2683	C2682	CL2683A	CL2682A
2002	Front - WRX.....	C1949A	C1948A	CL1949A	CL1948A

Check Position Of Caliper Prior To Removal Of Old Unit. See Illustration On the inside front cover. If Caliper Is Rear Mounted Then Part Numbers Are Reversed.

YEAR	APPLICATION	SEMI LOADED		LOADED	
		LEFT	RIGHT	LEFT	RIGHT
SUBARU (cont.)					
IMPREZA, IMPREZA OUTBACK (cont.)					
2002	Front - Outback; RS; TS.....	C2683	C2682	CL2683A	CL2682A
2001	Front - RS.....	C1949	C1948	CL1949	CL1948
2001	Front - Exc. RS.....	C1947	C1946	CL1947	CL1946
2000-99	Front - w/ 15" Wheels.....	C1949	C1948	CL1949	CL1948
2000-99	Front - w/ 13" or 14" Wheels.....	C1947	C1946	CL1947	CL1946
1998	Front - w/ 15" Wheels.....	C1949	C1948	CL1949	CL1948
1998	Front - w/ 13" or 14" Wheels.....	C1947	C1946	CL1947	CL1946
1997	Front -.....	C1947	C1946	CL1947	CL1946
1996	Front - Wagon.....	C1965	C1964	CL1965	CL1964
1996	Front - Coupe; Sedan; w/ 4WD.....	C1965	C1964	CL1965	CL1964
1996	Front - Coupe; Sedan; w/ 2WD; w/ ABS.....	C1965	C1964	CL1965	CL1964
1996	Front - Coupe; Sedan; w/ 2WD; w/o ABS.....	C1963	C1962	CL1963	CL1962
1995	Front - Wagon; w/ 4WD.....	C1965	C1964	CL1965	CL1964
1995	Front - Wagon; w/ 2WD; w/o ABS; (From 7/94).....	C1965	C1964	CL1965	CL1964
1995	Front - Coupe; Sedan; w/ 4WD.....	C1965	C1964	CL1965	CL1964
1995	Front - Coupe; Sedan; w/ 2WD; w/ ABS.....	C1965	C1964	CL1965	CL1964
1995	Front - Wagon; w/ 2WD; w/ ABS.....	C1965	C1964	CL1965	CL1964
1995	Front - Coupe; Sedan; w/ 2WD; w/o ABS.....	C1963	C1962	CL1963	CL1962
1995	Front - Wagon; w/ 2WD; w/o ABS; (Before 7/94).....	C1963	C1962	CL1963	CL1962
1994	Front - 4WD.....	C1965	C1964	CL1965	CL1964
1994	Front - 2WD; w/o ABS.....	C1963	C1962	CL1963	CL1962
1994	Front - 2WD; w/ ABS.....	C1965	C1964	CL1965	CL1964
1993	Front - w/ 14" Wheels.....	C1965	C1964	CL1965	CL1964
1993	Front - w/ 13" Wheels.....	C1963	C1962	CL1963	CL1962
2007-06	Rear - 2.5i, Outback Sport.....	C2067A	C2066A	CL2067A	CL2066A
2005-04	Rear - Exc. WRX STI.....	C2067A	C2066A	CL2067A	CL2066A
2003	Rear - RS; WRX.....	C2067	C2066	CL2067	CL2066
2002	Rear - RS; WRX.....	C2067	C2066	CL2067	CL2066
2001	Rear - RS.....	C2067	C2066	CL2067	CL2066
2000-99	Rear -.....	C2067	C2066	CL2067	CL2066
1998-96	Rear -.....	C1341	C1340	CL1341	CL1340
1995	Rear - Sedan; Coupe.....	C1339	C1338	CL1339	CL1338
1995	Rear - Wagon; w/ 4WD.....	C1341	C1340	CL1341	CL1340
1995	Rear - Wagon; w/ 2WD; (Before 7/94).....	C1339	C1338	CL1339	CL1338
1995	Rear - Wagon; w/ 2WD; (From 7/94).....	C1341	C1340	CL1341	CL1340
1994	Rear - Sedan; Coupe.....	C1339	C1338	CL1339	CL1338
1994	Rear - Wagon; w/ 4WD.....	C1341	C1340	CL1341	CL1340
1994	Rear - Wagon; w/ 2WD.....	C1339	C1338	CL1339	CL1338
1993	Rear - Sedan; Coupe.....	C1339	C1338	CL1339	CL1338
1993	Rear - Wagon; w/ 4WD.....	C1341	C1340	CL1341	CL1340
1993	Rear - Wagon; w/ 2WD.....	C1339	C1338	CL1339	CL1338
JUSTY					
1994-89	Front - w/ 13" Wheels.....	C1384	C1383	CL1384	CL1383
1994-89	Front - w/ 12" Wheels.....	C1273	C1272	CL1273	CL1272
LEGACY, LEGACY OUTBACK					
2009-08	Front - w/ 2.5L Engine; Exc. Turbo.....	C2683B	C2682B	CL2683B	CL2682B
2007-05	Front - Exc. Turbo.....	C2683C	C2682C	CL2683C	CL2682C
2004-03	Front - GT Series.....	C2683C	C2682C	CL2683C	CL2682C
2004-03	Front - L Series.....	C2683	C2682	CL2683	CL2682
2002	Front - Exc. GT Series.....	C1949	C1948	CL1949	CL1948
2002	Front - GT Series, Before 10/01.....	C1949A	C1948A	CL1949A	CL1948A
2002	Front - GT Series, From 10/01.....	C2683C	C2682C	CL2683C	CL2682C
2001-00	Front - Exc. Brighton Wagon.....	C1949	C1948	CL1949	CL1948
2001-00	Front - Brighton Wagon.....	C1947	C1946	CL1947	CL1946
1999-98	Front - Outback; LSI; GT.....	C1949	C1948	CL1949	CL1948
1999-98	Front - Exc. Outback; GT; LSI.....	C1947	C1946	CL1947	CL1946
1997	Front - Outback; GT; LSI; SUS; w/ 15" or 16" Wheels.....	C1949	C1948	CL1949	CL1948
1997	Front - L; LS; Brighton; Postal; w/ 14" or 15" Wheels..	C1947	C1946	CL1947	CL1946
1996-95	Front - Outback; GT; LSI; w/ 15" or 16" Wheels.....	C1535	C1534	CL1535A	CL1534A
1996-95	Front - L; LS; Brighton; Postal; w/ 14" or 15" Wheels..	C1343	C1342	CL1343	CL1342

Check Position Of Caliper Prior To Removal Of Old Unit. See Illustration On the inside front cover. If Caliper Is Rear Mounted Then Part Numbers Are Reversed.

YEAR	APPLICATION	SEMI LOADED		LOADED	
		LEFT	RIGHT	LEFT	RIGHT
SUBARU (cont.)					
LEGACY, LEGACY OUTBACK (cont.)					
1994-91	Front - w/ 15" Wheels.....	C1535	C1534	CL1535	CL1534
1994-91	Front - w/ 14" Wheels.....	C1343	C1342	CL1343	CL1342
1990	Front -.....	C1343	C1342	CL1343	CL1342
2006-05	Rear - w/ Turbo.....	C3105	C3104	CL3105	CL3104
2005	Rear - Exc. Turbo.....	C3217	C3216	CL3217	CL3216
2004-00	Rear -.....	C2583	C2582	CL2583	CL2582
1999-98	Rear - Wagon.....	C1341	C1340	CL1341	CL1340
1999-98	Rear - Sedan; Exc. L, LS Series.....	C1341	C1340	CL1341	CL1340
1999-98	Rear - L, LS Series.....	C1339	C1338	CL1339	CL1338
1997	Rear - Wagon.....	C1341	C1340	CL1341	CL1340
1997	Rear - Sedan; Exc. L Series.....	C1341	C1340	CL1341	CL1340
1997	Rear - Sedan; L Series.....	C1339	C1338	CL1339	CL1338
1996-95	Rear - Wagon.....	C1341	C1340	CL1341	CL1340
1996-95	Rear - Sedan.....	C1339	C1338	CL1339	CL1338
1994-91	Rear - w/ 15" Wheels.....	C1537	C1536	CL1537	CL1536
1994-91	Rear - Wagon; w/ 14" Wheels.....	C1341	C1340	CL1341	CL1340
1994-91	Rear - Sedan; w/ 14" Wheels.....	C1339	C1338	CL1339	CL1338
1990	Rear - Wagon.....	C1341	C1340	CL1341	CL1340
1990	Rear - Sedan.....	C1339	C1338	CL1339	CL1338
LOYALE					
1994-90	Front -.....	C1161	C1160	CL1161	CL1160
1990	Rear - 4 Dr.....	C939	C938	CL939	CL938
1990	Rear - Wagon; 3 Dr.....	C935	C934	CL935	CL934
OUTBACK					
2009-07	Front -.....	C2683B	C2682B	CL2683B	CL2682B
2006-03	Front -.....	C2683C	C2682C	CL2683C	CL2682C
2002	Front - Before 10/01.....	C1949A	C1948A	CL1949A	CL1948A
2002	Front - From 10/01.....	C2683C	C2682C	CL2683C	CL2682C
2001	Front -.....	C1949A	C1948A	CL1949A	CL1948A
2005	Rear -.....	C3217	C3216	CL3217	CL3216
2004-01	Rear -.....	C2583	C2582	CL2583	CL2582
STATION WAGON (DL, FE, GF, GL, GL-10, GLF)					
1989	Front - w/ Cable Bracket Mounts w/ 1 Bolt.....	C1161	C1160	CL1161	CL1160
1988-85	Front - w/ Cable Bracket Mounts w/ 1 Bolt.....	C1161	C1160	CL1161	CL1160
SVX					
1997-92	Front -.....	C1961	C1960	CL1961	CL1960
1997-96	Rear -.....	C1341	C1340	CL1341	CL1340
1995-92	Rear - 2WD.....	C1339	C1338	CL1339	CL1338
1995-92	Rear - 4WD.....	C1341	C1340	CL1341	CL1340
XT					
1991-85	Front - w/ Cable Bracket Mounts w/ 1 Bolt.....	C1161	C1160	CL1161	CL1160
1991-85	Rear -.....	C939	C938	CL939	CL938
XT6					
1991-88	Front -.....	C993	C992	CL993	CL992
1991-88	Rear -.....			CL939A	CL938A
SUBARU TRUCK					
BAJA					
2006-03	Front -.....	C2683C	C2682C	CL2683C	CL2682C
2006-03	Rear -.....	C2583	C2582	CL2583	CL2582
FORESTER					
2009-03	Front -.....	C2683B	C2682B	CL2683B	CL2682B
2002-98	Front -.....	C1949	C1948	CL1949	CL1948
2008-04	Rear -.....	C2067A	C2066A	CL2067A	CL2066A
2003-98	Rear -.....	C2067	C2066	CL2067	CL2066

Check Position Of Caliper Prior To Removal Of Old Unit. See Illustration On the inside front cover. If Caliper Is Rear Mounted Then Part Numbers Are Reversed.

YEAR	APPLICATION	SEMI LOADED		LOADED	
		LEFT	RIGHT	LEFT	RIGHT
SUZUKI					
AERIO					
2005	Front -	C2862	C2863	CL2862	CL2863
2004	Front -	C2862	C2863		
2003-02	Front -	C2862	C2863	CL2862	CL2863
ESTEEM					
2002-97	Front -	C2046	C2047	CL2046	CL2047
1996-95	Front -	C1944	C1945	CL1944	CL1945
FORENZA					
2008	Front -	C2810	C2811		
2007-04	Front -	C2810A	C2811A	CL2810A	CL2811A
2008-04	Rear -	C2979	C2978	CL2979	CL2978
RENO					
2008	Front -	C2810	C2811		
2007-05	Front -	C2810A	C2811A	CL2810A	CL2811A
2008-05	Rear -	C2979	C2978	CL2979	CL2978
SWIFT					
2001-95	Front -	C2004	C2005	CL2004	CL2005
1994-89	Front - GA; GL; GLX; GS Series.....	C1539	C1538	CL1539	CL1538
1994-89	Front - GT; GTI; Series.....	C1489	C1488	CL1489	CL1488
1994-89	Rear - GT; GTI; Series.....	C1491	C1490	CL1491	CL1490
SUZUKI TRUCK					
GRAND VITARA					
2005-99	Front -	C1911	C1910	CL1911	CL1910
SAMURAI					
1995	Front -	C1642	C1642	CL1642	CL1642
1994	Front - To Chassis # R41008009.....	C1042	C1042	CL1042	CL1042
1994	Front - From Chassis # R41008010.....	C1642	C1642	CL1642	CL1642
1993-86	Front -	C1042	C1042	CL1042	CL1042
SIDEKICK					
1998-96	Front - Convertible.....	C1213	C1212	CL1213	CL1212
1998-96	Front - Hardtop; w/ 1.6L Engine.....	C1487	C1486	CL1487	CL1486
1998-96	Front - Hardtop; w/ 1.8L Engine.....	C1911	C1910	CL1911	CL1910
1995-91	Front - Convertible.....	C1213	C1212	CL1213	CL1212
1995-91	Front - Hardtop.....	C1487	C1486	CL1487	CL1486
1990-89	Front -	C1213	C1212	CL1213	CL1212
VITARA					
2004-99	Front -	C4737	C4736	CL4737	CL4736
XL-7, XL-7 LTD					
2009-07	Front -	C5056	C5057		
2004-01	Front -	C1911	C1910	CL1911	CL1910
X-90					
1998-96	Front -	C1213	C1212	CL1213	CL1212
TOYOTA					
AVALON					
2010-08	Front -	C3128	C3129	CL3128	CL3129
2007-05	Front -	C2714	C2715	CL2714	CL2715
2004-98	Front -	C1974	C1975	CL1974	CL1975
1997	Front -	C1660	C1661	CL1660	CL1661
1996-95	Front - w/ ABS.....	C1660	C1661	CL1660	CL1661
1996-95	Front - w/o ABS.....	C1772	C1773	CL1772	CL1773
2010-08	Rear -	C3131	C3130		
2007-05	Rear -	C2697	C2696	CL2697	CL2696
2004-00	Rear -	C2598	C2599	CL2598	CL2599
1999-97	Rear -	C1783A	C1782A	CL1783A	CL1782A
1996-95	Rear -	C1783	C1782	CL1783	CL1782

Check Position Of Caliper Prior To Removal Of Old Unit. See Illustration On the inside front cover. If Caliper Is Rear Mounted Then Part Numbers Are Reversed.

YEAR	APPLICATION	SEMI LOADED		LOADED	
		LEFT	RIGHT	LEFT	RIGHT
TOYOTA (cont.)					
CAMRY					
2010-07	Front -	C3128	C3129	CL3128	CL3129
2006-05	Front - 4 Cylinder Engine (USA Built).....	C2702	C2703	CL2702	CL2703
2006-05	Front - 4 Cylinder Engine (Japan Built).....	C2702	C2703		
2006-05	Front - 6 Cylinder Engine (Japan Built) LE Series.....	C2702	C2703		
2006-05	Front - 6 Cylinder Engine (USA Built) SE, XLE Series	C2714	C2715	CL2714	CL2715
2006-05	Front - 6 Cylinder Engine (USA Built) LE Series.....	C2702	C2703	CL2702	CL2703
2004-02	Front - 4 Cylinder Engine.....	C2702	C2703	CL2702	CL2703
2004-02	Front - LE Series; w/ 6 Cylinder Engine.....	C2702	C2703	CL2702	CL2703
2004-02	Front - SE, XLE Series; w/ 6 Cylinder Engine.....	C2702A	C2703A	CL2702A	CL2703A
2003	Front - w/ 6 Cylinder Engine; Exc. LE.....	C2702A	C2703A	CL2702A	CL2703A
2001	Front - 4 Cylinder Engine.....	C2076A	C2077A	CL2076A	CL2077A
2001	Front - 6 Cylinder Engine.....	C1974	C1975	CL1974	CL1975
2000	Front - 6 Cylinder Engine.....	C1974	C1975	CL1974	CL1975
2000	Front - CE; w/ 4 Cylinder Engine; w/ 15" Wheels.....	C2076A	C2077A	CL2076A	CL2077A
2000	Front - LE; XLE.....	C2076A	C2077A	CL2076A	CL2077A
2000	Front - CE; w/ 4 Cylinder Engine; w/ 14" Wheels.....	C1569	C1568	CL1569	CL1568
1999-97	Front - 4 Cylinder Engine.....	C1569	C1568	CL1569	CL1568
1999-97	Front - 6 Cylinder Engine.....	C1974	C1975	CL1974	CL1974
1996-94	Front - 4 Cylinder Engine.....	C1569	C1568	CL1569	CL1568
1996-94	Front - 6 Cylinder Engine; w/ ABS.....	C1660	C1661	CL1660	CL1661
1996-94	Front - 6 Cylinder Engine; w/o ABS.....	C1571	C1570	CL1571	CL1570
1993-92	Front - 4 Cylinder Engine.....	C1569	C1568	CL1569	CL1568
1993-92	Front - 6 Cylinder Engine.....	C1571	C1570	CL1571	CL1570
1991-90	Front - 4 Cylinder Engine.....	C1189	C1188	CL1189	CL1188
1991-90	Front - 6 Cylinder Engine; w/ ABS.....	C1189A	C1188A	CL1189A	CL1188A
1991-90	Front - 6 Cylinder Engine; w/o ABS.....	C1189	C1188	CL1189	CL1188
1989	Front -	C1189	C1188	CL1189	CL1188
1988	Front - From 10/87.....	C1189	C1188	CL1189	CL1188
1986	Front -	C1037	C1036	CL1037	CL1036
2010-07	Rear -	C3131	C3130	CL3131	CL3130
2006-02	Rear - Japan Built.....	C2685	C2684	CL2685	CL2684
2006-02	Rear - USA Built.....	C2697	C2696	CL2697	CL2696
2001	Rear - 6 Cylinder Engine.....	C2611	C2610	CL2611	CL2610
2000	Rear - 6 Cylinder Engine; (Japan Built).....	C2611	C2610	CL2611	CL2610
2000	Rear - 6 Cylinder Engine; (USA Built).....	C2620	C2621	CL2620	CL2621
1999-97	Rear -	C1203	C1202	CL1203	CL1202
1996-94	Rear - Coupe; Sedan.....	C1203	C1202	CL1203	CL1202
1996-94	Rear - Wagon; w/ 4 Cylinder Engine.....	C1779A	C1778A	CL1779A	CL1778A
1996-94	Rear - Wagon; w/ 6 Cylinder Engine; w/ ABS.....	C1779A	C1778A	CL1779A	CL1778A
1996-94	Rear - Wagon; w/ 6 Cylinder Engine; w/o ABS.....	C1203A	C1202A	CL1203A	CL1202A
1993-92	Rear - Wagon.....	C1203A	C1202A	CL1203A	CL1202A
1993-92	Rear - Sedan.....	C1203	C1202	CL1203	CL1202
1991-88	Rear -	C1203	C1202	CL1203	CL1202
CELICA					
2005-03	Front -	C2580A	C2581A	CL2580A	CL2581A
2002-01	Front -	C2580	C2581	CL2580	CL2581
2000	Front - GT.....	C2700	C2701	CL2700	CL2701
2000	Front - GTS.....	C2580	C2581	CL2580	CL2581
1999-98	Front -	C1571A	C1570A	CL1571A	CL1570A
1997-94	Front - w/ 2.2L Engine; (5S-FE).....	C1571A	C1570A	CL1571A	CL1570A
1996-94	Front - w/ 1.8L Engine; (7A-FE).....	C1790	C1791	CL1790	CL1791
1993-92	Front - Liftback; w/ 4WD.....	C1189B	C1188B	CL1189B	CL1188B
1993-92	Front - ST Coupe and Convertible.....	C1189C	C1188C	CL1189C	CL1188C
1993-92	Front - Liftback; w/ 2WD; GT, GTS.....	C1189B	C1188B	CL1189B	CL1188B
1993-92	Front - GT Coupe.....	C1189B	C1188B	CL1189B	CL1188B
1991-90	Front - GT; Coupe.....	C1039A	C1038A	CL1039A	CL1038A
1991-90	Front - Liftback; w/ 4WD.....	C1189B	C1188B	CL1189B	CL1188B
1991-90	Front - ST Coupe.....	C1037	C1036	CL1037	CL1036
1991-90	Front - Liftback; w/ 2WD; GT, GTS.....	C1039A	C1038A	CL1039A	CL1038A
1989-88	Front - GTS; w/ ABS.....	C1189	C1188	CL1189	CL1188

Check Position Of Caliper Prior To Removal Of Old Unit. See Illustration On the inside front cover. If Caliper Is Rear Mounted Then Part Numbers Are Reversed.

YEAR	APPLICATION	SEMI LOADED		LOADED	
		LEFT	RIGHT	LEFT	RIGHT
TOYOTA (cont.)					
CELICA (cont.)					
1989-88	Front - GTS; w/o ABS.....	C1037	C1036	CL1037	CL1036
1989-88	Front - GT; ST.....	C1037	C1036	CL1037	CL1036
1989-88	Front - 4WD; All-Trac.....	C1245	C1244	CL1245	CL1244
1987-86	Front - GTS.....	C1037	C1036	CL1037A	CL1036A
1987-86	Front - Exc. GTS.....	C1037	C1036	CL1037	CL1036
2005-00	Rear -.....	C2612	C2613	CL2612	CL2613
1999-94	Rear -.....	C1777	C1776	CL1777	CL1776
1993-92	Rear - 2WD.....	C1029A	C1028A	CL1029A	CL1028A
1993-90	Rear - AWD.....	C1203A	C1202A	CL1203A	CL1202A
1991-90	Rear - 2WD.....	C1029A	C1028A	CL1029A	CL1028A
1989-88	Rear - GTS.....	C1029	C1028	CL1029	CL1028
1989-88	Rear - 4WD; w/ All Trac.....	C1203	C1202	CL1203	CL1202
1987-86	Rear - GTS.....	C1029	C1028	CL1029	CL1028
COROLLA					
2008	Front -.....	C2698	C2699		
2007-03	Front -.....	C2698	C2699	CL2698	CL2699
2002-98	Front -.....	C2048	C2049	CL2048	CL2049
1997-93	Front -.....	C1590	C1591	CL1590	CL1591
1992	Front -.....	C1009	C1008	CL1009	CL1008
1991-90	Front - GTS.....	C1037A	C1036A	CL1037A	CL1036A
1991-90	Front - Exc. GTS.....	C1009	C1008	CL1009	CL1008
1989	Front -.....	C1009	C1008	CL1009	CL1008
1988	Front - Exc. FX; FX16.....	C1009	C1008	CL1009	CL1008
1988	Front - FX16.....	C1009	C1008	CL1009	CL1008
1987	Front - FX16; (FWD).....	C1009	C1008	CL1009	CL1008
2008-03	Rear -.....	C2612	C2613	CL2612	CL2613
1991-88	Rear - GTS Coupe.....	C995	C994	CL995	CL994
CRESSIDA					
1992-89	Front -.....	C1249	C1248	CL1249	CL1248
1992-89	Rear -.....	C1237	C1236	CL1237	CL1236
ECHO					
2005-01	Front -.....	C2650	C2651	CL2650	CL2651
2000	Front -.....	C2594	C2595	CL2594	CL2595
MATRIX					
2010-09	Front - w/ 2.4L Engine.....	C3194	C3195		
2008	Front -.....	C2698	C2699		
2007-03	Front -.....	C2698	C2699	CL2698	CL2699
2008-03	Rear -.....	C2612	C2613	CL2612	CL2613
MR2					
1995-93	Front - w/o Turbo.....	C1467	C1466	CL1467	CL1466
1995-93	Front - w/ Turbo.....	C1897	C1896	CL1897	CL1896
1992	Front - w/o Turbo.....	C1467	C1466	CL1467	CL1466
1992	Front - w/ Turbo (From 1/92).....	C1897	C1896	CL1897	CL1896
1992	Front - w/ Turbo (Before 1/92).....	C1469	C1468	CL1469	CL1468
1991	Front - w/o Turbo.....	C1467	C1466	CL1467	CL1466
1991	Front - w/ Turbo.....	C1469	C1468	CL1469	CL1468
1986-85	Front -.....	C1009	C1008	CL1009	CL1008
1995-93	Rear - w/o Turbo.....	C1471	C1470	CL1471	CL1470
1992	Rear - w/o Turbo.....	C1471	C1470	CL1471	CL1470
1992	Rear - w/ Turbo (Before 1/92).....	C1471	C1470	CL1471	CL1470
1991	Rear -.....	C1471	C1470	CL1471	CL1470
MR2 SPYDER					
2005-00	Front -.....	C2651	C2650	CL2651	CL2650
2005-03	Rear -.....	C2756	C2757	CL2756	CL2757
2002-00	Rear -.....	C2754	C2755	CL2754	CL2755

Check Position Of Caliper Prior To Removal Of Old Unit. See Illustration On the inside front cover. If Caliper Is Rear Mounted Then Part Numbers Are Reversed.

YEAR	APPLICATION	SEMI LOADED		LOADED	
		LEFT	RIGHT	LEFT	RIGHT
TOYOTA (cont.)					
PASEO					
1999-96	Front - w/ ABS.....	C1640	C1641	CL1640	CL1641
1999-96	Front - w/o ABS.....	C1465	C1464	CL1465A	CL1464A
1995-92	Front -.....	C1640A	C1641A	CL1640A	CL1641A
PRIUS					
2009-04	Front -.....	C3134	C3135	CL3134	CL3135
2003-01	Front -.....	C2762	C2763	CL2762	CL2763
SOLARA					
2008-04	Front -.....	C2714	C2715	CL2714	CL2715
2003-99	Front -.....	C1974	C1975	CL1974	CL1975
2008-04	Rear -.....	C2697	C2696	CL2697	CL2696
2003-00	Rear -.....	C2620	C2621	CL2620	CL2621
1999	Rear -.....	C1203	C1202	CL1203	CL1202
SUPRA					
1998-93	Front - w/o Turbo.....	C1609	C1608	CL1609A	CL1608A
1998-93	Front - w/ Turbo.....	C1893	C1892	CL1893	CL1892
1992-86	Front -.....	C1015	C1014	CL1015	CL1014
1998-93	Rear - w/o Turbo.....	C1855	C1854	CL1855	CL1854
1998-93	Rear - w/ Turbo.....	C1895	C1894	CL1895	CL1894
1992-86	Rear -.....	C1013	C1012	CL1013	CL1012
TERCEL					
1998-95	Front - w/ ABS.....	C1640	C1641	CL1640	CL1641
1998-95	Front - w/o ABS.....	C1465	C1464	CL1465A	CL1464A
1994-93	Front - w/ ABS.....	C1640	C1641	CL1640	CL1641
1994-93	Front - w/o ABS.....	C1465	C1464	CL1465	CL1464
1992-91	Front -.....	C1465	C1464	CL1465	CL1464
1990-89	Front -.....	C1017	C1016	CL1017	CL1016
1988-87	Front - Sedan; Hatchback.....	C1017	C1016	CL1017	CL1016
YARIS					
2010-06	Front -.....	C3198	C3199	CL3198	CL3199
TOYOTA TRUCK					
4RUNNER					
2009-06	Front - w/ 16" Wheels, w/ casting # 13WG.....	C2985	C2984	CL2985	CL2984
2009-06	Front - w/ 17" wheels; w/ casting# 13WH.....	C2767	C2766	CL2767	CL2766
2005-03	Front - w/ 17" wheels.....	C2767	C2766	CL2767	CL2766
2005-03	Front - w/ 16" Wheels, w/ casting # 13WG.....	C2985	C2984	CL2985	CL2984
2005-03	Front - w/ 16" Wheels, w/ casting # 13WL.....	C2712	C2713	CL2712	CL2713
2002	Front - w/ 15" Wheels.....	C1828	C1829	CL1828A	CL1829A
2002	Front - w/ 16" Wheels.....	C1830	C1831	CL1830A	CL1831A
2001-96	Front - w/ 15" Wheels.....	C1828	C1829	CL1828	CL1829
2001-96	Front - w/ 16" Wheels.....	C1830	C1831	CL1830	CL1831
1995-92	Front -.....	C1601	C1600	CL1601	CL1600
1991	Front - From 6/91.....	C1601	C1600	CL1601	CL1600
1991	Front - To 6/91.....	C1241	C1240	CL1241	CL1240
1990	Front -.....	C1241	C1240	CL1241	CL1240
1989	Front - From 4/89.....	C1241	C1240	CL1241	CL1240
1989	Front - w/ 6 Cylinder Engine.....	C1241	C1240	CL1241	CL1240
1989	Front - w/ 4 Cylinder Engine; To 4/89.....	C827	C826	CL827	CL826
1988	Front - w/ 4 Cylinder Engine.....	C827	C826	CL827	CL826
1988	Front - w/ 6 Cylinder Engine.....	C1241	C1240	CL1241A	CL1240A
1987-86	Front -.....	C827	C826	CL827	CL826
2010	Rear -.....	C2736	C2735		
2009-03	Rear -.....	C2727	C2726	CL2727	CL2726

Check Position Of Caliper Prior To Removal Of Old Unit. See Illustration On the inside front cover. If Caliper Is Rear Mounted Then Part Numbers Are Reversed.

YEAR	APPLICATION	SEMI LOADED		LOADED	
		LEFT	RIGHT	LEFT	RIGHT
TOYOTA TRUCK (cont.)					
FJ CRUISER					
2010-07	Front -	C2985	C2984	CL2985	CL2984
2010-07	Rear -	C2727	C2726	CL2727	CL2726
HIGHLANDER					
2008	Front - Hybrid; Hybrid Limited.....	C2874	C2875	CL2874	CL2875
2007-06	Front - Hybrid; Hybrid Limited.....	C2874	C2875	CL2874	CL2875
2007-06	Front - Exc. Hybrid; Hybrid Limited.....	C2664	C2665	CL2664	CL2665
2005-01	Front -	C2664	C2665	CL2664	CL2665
2008	Rear - Hybrid; Hybrid Limited.....	C2783	C2782		
2007-06	Rear - Hybrid; Hybrid Limited.....	C2783	C2782	CL2783	CL2782
2007-06	Rear - Exc. Hybrid; Hybrid Limited.....	C2905	C2904	CL2905	CL2904
2005-04	Rear -	C2905	C2904	CL2905	CL2904
2003-01	Rear - 2WD.....	C2685A	C2684A	CL2685A	CL2684A
2003-01	Rear - 4WD.....	C2685B	C2684B	CL2685B	CL2684B
HILUX, PICKUP					
1995-93	Front - 4WD.....	C1241	C1240	CL1241	CL1240
1995-93	Front - 2WD; w/ 4 Cylinder Engine; STD.....	C819	C818	CL819	CL818
1995-93	Front - 2WD; w/ 6 Cylinder Engine; w/ Single Rear Wheels.....	C1247	C1246	CL1247	CL1246
1995-93	Front - 2WD; w/ 6 Cylinder Engine; w/ Dual Rear Wheels.....	C1243	C1242	CL1243	CL1242
1995-93	Front - 2WD; w/ 4 Cylinder Engine; DLX.....	C1247	C1246	CL1247	CL1246
1992-89	Front - 4WD.....	C1241	C1240	CL1241	CL1240
1992-89	Front - 2WD; w/ 4 Cylinder Engine; STD.....	C819	C818	CL819	CL818
1992-89	Front - 2WD; w/ 4 Cylinder Engine; DLX and SR5.....	C1247	C1246	CL1247	CL1246
1992-89	Front - 2WD; w/ 6 Cylinder Engine; w/ Dual Rear Wheels; STD.....	C1243	C1242	CL1243	CL1242
1992-89	Front - 2WD; w/ 6 Cylinder Engine; w/ Single Rear Wheels; STD.....	C1031A	C1030A	CL1031A	CL1030A
1992-89	Front - 2WD; w/ 6 Cylinder Engine; SR5.....	C1247	C1246	CL1247	CL1246
1992-89	Front - 2WD; w/ 6 Cylinder Engine; DLX 1/2 Ton.....	C1247	C1246	CL1247	CL1246
1992-89	Front - 2WD; w/ 6 Cylinder Engine; DLX 1Ton.....	C1031A	C1030A	CL1031A	CL1030A
1988	Front - 4WD; w/ 6 Cylinder Engine.....	C1241	C1240	CL1241A	CL1240A
1988	Front - 4WD; w/ 4 Cylinder Engine.....	C827	C826	CL827	CL826
1988-84	Front - 2WD - 1/2 Ton.....	C819	C818	CL819	CL818
1987-86	Front - 4WD.....	C827	C826	CL827	CL826
LAND CRUISER					
2007-03	Front -	C2769	C2768	CL2769	CL2768
2002-98	Front -	C2635	C2634	CL2635	CL2634
1997-93	Front -	C1653	C1654	CL1653	CL1654
1992-91	Front -	C1479	C1478	CL1479	CL1478
1990-88	Front -	C827	C826	CL827A	CL826A
1987-76	Front -	C827	C826	CL827	CL826
2007-99	Rear - From 4/99.....	C2630	C2631	CL2630	CL2631
1999	Rear - Before 4/99.....	C2972	C2973	CL2972	CL2973
1998	Rear -	C2972	C2973	CL2972	CL2973
1997-93	Rear -	C1656	C1655	CL1656	CL1655
PREVIA					
1997	Front -	C1475	C1474	CL1475A	CL1474A
1996-95	Front - w/o ABS.....	C1475	C1474	CL1475	CL1474
1996-91	Front - w/ ABS.....	C1585	C1584	CL1585	CL1584
1994-91	Front - w/o ABS; 2 Wheel Disc.....	C1473	C1472	CL1473	CL1472
1994-91	Front - w/o ABS; 4 Wheel Disc.....	C1475	C1474	CL1475	CL1474
1997-91	Rear - From 5/90.....	C1711	C1710	CL1711	CL1710
1991	Rear - To 5/90.....	C1477	C1476	CL1477	CL1476

Check Position Of Caliper Prior To Removal Of Old
Unit. See Illustration On the inside front cover. If Caliper Is Rear
Mounted Then Part Numbers Are Reversed.

YEAR	APPLICATION	SEMI LOADED		LOADED	
		LEFT	RIGHT	LEFT	RIGHT
TOYOTA TRUCK (cont.)					
RAV4					
2010-06	Front - w/ 6 Cylinder Engine.....	C3194	C3195	CL3194	CL3195
2010-06	Front - w/ 4 Cyl, w/o Third Row Seat.....	C3196	C3197	CL3196	CL3197
2010-06	Front - w/ 4 Cylinder Engine; w/ Third Row Seat.....	C3194	C3195	CL3194	CL3195
2005-04	Front -.....	C2688	C2689	CL2688	CL2689
2003-01	Front -.....	C2688	C2689	CL2688	CL2689
2000-96	Front -.....	C1812	C1813	CL1812	CL1813
2010-06	Rear -.....	C3193	C3192	CL3193	CL3192
2005-04	Rear -.....	C2971	C2970	CL2971	CL2970
SEQUOIA					
2010-08	Front -.....	C3275	C3274	CL3275	CL3274
2007-03	Front -.....	C2712	C2713	CL2712	CL2713
2002-01	Front -.....	C2632	C2633	CL2632	CL2633
2010-08	Rear -.....	C3277	C3276	CL3277	CL3276
2007-03	Rear -.....	C2737	C2736	CL2737	CL2736
2002-01	Rear -.....	C2737	C2736	CL2737	CL2736
SIENNA					
2010-04	Front -.....	C2714	C2715	CL2714	CL2715
2003-01	Front -.....	C2694	C2695	CL2694	CL2695
2000-98	Front -.....	C2076	C2077	CL2076	CL2077
2008-04	Rear -.....	C2873	C2872	CL2873	CL2872
TACOMA					
2010-05	Front - w/ Single Piston Caliper.....	C3201	C3200	CL3201	CL3200
2010-05	Front - w/ 4 pistons.....	C2985	C2984	CL2985	CL2984
2004	Front - w/ 3.4L Engine; 4WD VSC.....	C1830	C1831	CL1830A	CL1831A
2004	Front - w/ 3.4L Engine; 2WD VSC.....	C1830	C1831	CL1830A	CL1831A
2004	Front - w/ 2.7L Engine.....	C1784	C1785		
2004	Front - w/ 2.4L Engine.....	C2013	C2012	CL2013	CL2012
2004	Front - w/ 3.4L Engine; 2WD; Exc. Pre-Runner; VSC.	C2013	C2012	CL2013	CL2012
2004	Front - w/ 3.4L Engine; 2WD; Pre-Runner.....	C1784	C1785		
2004	Front - w/ 3.4L Engine; 4WD; Exc. VSC.....	C1784	C1785		
2003-99	Front - w/ 2.7L Engine.....	C1784	C1785		
2003-99	Front - w/ 2.4L Engine.....	C2013	C2012	CL2013	CL2012
2003-99	Front - w/ 3.4L Engine; 2WD; Exc. Pre-Runner; VSC.	C2013	C2012	CL2013	CL2012
2003-99	Front - w/ 3.4L Engine; 2WD; Pre-Runner.....	C1784	C1785		
2003-99	Front - w/ 3.4L Engine; 4WD; Pre-Runner.....	C1784	C1785		
1998	Front - 4WD.....	C1784	C1785	CL1784	CL1785
1998	Front - 2WD; Pre-Runner.....	C1784	C1785	CL1784	CL1785
1998	Front - 2WD; Exc. Pre-Runner.....	C2013	C2012	CL2013	CL2012
1997-95	Front - 2WD.....	C2013	C2012	CL2013	CL2012
1997-95	Front - 4WD.....	C1784	C1785	CL1784	CL1785
TUNDRA					
2010-07	Front -.....	C3275	C3274	CL3275	CL3274
2006-04	Front - w/ Casting # 13WG.....	C2985	C2984	CL2985	CL2984
2006-04	Front - w/ Casting #13WL.....	C2712	C2713	CL2712	CL2713
2003-00	Front - w/ Casting # 13WG.....	C2985	C2984	CL2985	CL2984
2003-00	Front - w/ Casting #13WL.....	C2712	C2713	CL2712	CL2713
2003-00	Front - w/ Casting #S13WE.....	C2632	C2633	CL2632	CL2633
2010-07	Rear -.....	C3277	C3276	CL3277	CL3276
T100					
1998-93	Front - 4WD.....	C1601	C1600	CL1601	CL1600
1998-93	Front - 2WD - 1 Ton.....	C1771	C1770	CL1771	CL1770
1998-93	Front - 2WD - 1/2 Ton.....	C1662	C1663	CL1662	CL1663
VAN					
1990-87	Front - 2WD.....	C1121	C1120	CL1121	CL1120
1990-87	Front - 4WD.....	C1123	C1122	CL1123	CL1122

Check Position Of Caliper Prior To Removal Of Old Unit. See Illustration On the inside front cover. If Caliper Is Rear Mounted Then Part Numbers Are Reversed.

YEAR	APPLICATION	SEMI LOADED		LOADED	
		LEFT	RIGHT	LEFT	RIGHT
VOLKSWAGEN					
BEETLE					
2008-06	Front - w/ 288mm Disc.....	C2014	C2015		
2008-06	Front - w/ 280mm Disc.....	C2110	C2111	CL2110A	CL2111A
2006	Front - w/ 280mm Disc.....	C2110	C2111	CL2110A	CL2111A
2005	Front - w/ 288mm Disc.....	C2014A	C2015A	CL2014A	CL2015A
2005	Front - w/ 280mm Disc.....	C2110	C2111	CL2110A	CL2111A
2004-01	Front - w/ 1.9L and 2.0L Engines.....	C2110	C2111	CL2110A	CL2111A
2004-00	Front - w/ 1.8L Engine.....	C2014A	C2015A	CL2014A	CL2015A
2000	Front - w/ 1.9L and 2.0L Engines.....	C2110	C2111	CL2110A	CL2111A
1999-98	Front - w/ 1.9L and 2.0L Engines.....	C2110	C2111	CL2110	CL2111
1999-98	Front - w/ 1.8L Engine (Canada).....	C2014A	C2015A	CL2014A	CL2015A
2008	Rear -	C2577	C2576		
2007	Rear - To Chassis # 1C-7512-080.....	C2577	C2576		
2006-01	Rear -	C2577	C2576	CL2577	CL2576
2000	Rear - From VIN #1C-Y-030 001.....	C2577	C2576	CL2577	CL2576
2000	Rear - To VIN #1C-Y-030 000.....	C2571	C2570	CL2571	CL2570
1999-98	Rear -	C2571	C2570	CL2571	CL2570
CABRIO, CABRIOLET					
2002-95	Front -	C985B	C984B	CL985B	CL984B
1993-85	Front -	C151	C150	CL151B	CL150B
2002-99	Rear - Cabrio.....	C2571A	C2570A	CL2571A	CL2570A
CC					
2009	Front - w/ 2.0L Engine.....	C2974	C2975	CL2974	CL2975
CORRADO					
1995-90	Front -	C837	C836	CL837A	CL836A
1995-94	Rear -	C1714	C1715	CL1714	CL1715
1993-90	Rear -	C1547	C1546	CL1547	CL1546
EOS					
2009-07	Front -	C2974	C2975	CL2974	CL2975
2009	Rear -	C2976	C2977		
2008-07	Rear -	C2976A	C2977A	CL2976A	CL2977A
FOX					
1993-87	Front -	C1103	C1102	CL1103	CL1102
GOLF, GTI					
2006	Front - Exc. GTI.....	C2110	C2111	CL2110A	CL2111A
2006	Front - GTI; w/ 1.8L Engine.....	C2014	C2015		
2005	Front - Exc. GTI.....	C2110	C2111	CL2110A	CL2111A
2005	Front - GTI; Exc. Special Edition.....	C2014A	C2015A	CL2014A	CL2015A
2004	Front - GTI; w/ 1.8L and 2.8L Engines.....	C2014A	C2015A	CL2014A	CL2015A
2004	Front - Exc. GTI; w/ 1.9L and 2.0L Engines.....	C2110	C2111	CL2110A	CL2111A
2003-02	Front - GTI.....	C2014A	C2015A	CL2014A	CL2015A
2003-02	Front - Exc. GTI.....	C2110	C2111	CL2110A	CL2111A
2001	Front - w/ 4 Cylinder Engine; w/ 2.0L; 1.9L TDI.....	C2110	C2111	CL2110A	CL2110A
2001-00	Front - w/ 6 Cylinder Engine.....	C2014	C2015	CL2014A	CL2015A
2001-00	Front - w/ 4 Cylinder Engine; 1.8L.....	C2014A	C2015A	CL2014A	CL2015A
2000	Front - w/ 4 Cylinder Engine; w/ 2.0L; 1.9L TDI.....	C2110	C2111	CL2110A	CL2110A
1999	Front - w/ 4 Cylinder Engine; w/ 2.0L; 1.9L TDI (New Body Style from 12/98).....	C2110	C2111	CL2110	CL2111
1999	Front - w/ 4 Cylinder Engine; 2.0L; 1.9L TDI (Old Body Style to 12/98).....	C985B	C984B	CL985B	CL984B
1999-96	Front - w/ 6 Cylinder Engine.....	C2014A	C2015A	CL2014A	CL2015A
1998-96	Front - w/ 4 Cylinder Engine; 2.0L.....	C985B	C984B	CL985B	CL984B
1998-96	Front - w/ 4 Cylinder Engine; 1.8L; 1.9L (Canada).....	C2836	C2837	CL2836	CL2837
1995	Front - w/ 6 Cylinder Engine.....	C1724	C1725	CL1724	CL1725
1995	Front - CL; GL Diesel (Canada).....	C1984	C1985	CL1984	CL1985
1995	Front - w/ 4 Cylinder Engine; Exc. CL; GL Diesel (Canada).....	C985A	C984A	CL985A	CL984A
1994	Front - CL; GL Diesel (Canada).....	C1984	C1985	CL1984	CL1985

Check Position Of Caliper Prior To Removal Of Old Unit. See Illustration On the inside front cover. If Caliper Is Rear Mounted Then Part Numbers Are Reversed.

YEAR	APPLICATION	SEMI LOADED		LOADED	
		LEFT	RIGHT	LEFT	RIGHT
VOLKSWAGEN (cont.)					
GOLF, GTI (cont.)					
1994	Front - w/ 4 Cylinder Engine; Exc. CL; GL Diesel (Canada).....	C985A	C984A	CL985A	CL984A
1993	Front - CL; GL Diesel (Canada).....	C1984	C1985	CL1984	CL1985
1993	Front - w/ 4 Cylinder Engine; Exc. CL; GL Diesel (Canada).....	C985A	C984A	CL985A	CL984A
1992-91	Front - GTI.....	C151	C150	CL151B	CL150B
1992-91	Front - Exc. GTI.....	C151	C150	CL151A	CL150A
1990-85	Front - GTI.....	C151	C150	CL151B	CL150B
1990-85	Front - Exc. GTI.....	C151	C150	CL151A	CL150A
2009-07	Rear -.....	C2976	C2977	CL2976	CL2977
2006	Rear - Exc. GTI.....	C2577	C2576	CL2577	CL2576
2006	Rear - GTI; w/ 1.8L Engine.....	C2577	C2576	CL2577	CL2576
2006	Rear - GTI W/ 2.0L.....	C2976	C2977	CL2976	CL2977
2005	Rear -.....	C2577	C2576	CL2577	CL2576
2004	Rear - Exc. R32.....	C2577	C2576	CL2577	CL2576
2003-00	Rear -.....	C2577	C2576	CL2577	CL2576
1999	Rear - w/ 6 Cylinder Engine; (Old Body Style to 12/98)	C1714	C1715	CL1714	CL1715
1999	Rear - w/ 6 Cylinder Engine; (New Body Style from 12/98).....	C2571	C2570	CL2571	CL2570
1999	Rear - w/ 4 Cylinder Engine; w/ 2.0L; 1.9L TDI (New Body Style from 12/98).....	C2571	C2570	CL2571	CL2570
1999	Rear - w/ 4 Cylinder Engine; 2.0L (Old Body Style to 12/98).....	C3009	C3008	CL3009	CL3008
1998-96	Rear - w/ 6 Cylinder Engine.....	C1714	C1715	CL1714	CL1715
1998-96	Rear - w/ 4 Cylinder Engine; w/ 2.0L.....	C3009	C3008	CL3009	CL3008
1995-94	Rear -.....	C1714	C1715	CL1714	CL1715
1993	Rear - USA.....	C1714	C1715	CL1714	CL1715
1993	Rear - (Canada) From VIN #1HP014215.....	C1714	C1715	CL1714	CL1715
1993	Rear - (Canada) To VIN #1HP014214.....	C1547	C1546	CL1547	CL1546
1992-91	Rear -.....	C1547	C1546	CL1547	CL1546
1990-85	Rear -.....	C929	C928	CL929	CL928
JETTA					
2009	Front - w/ 2.0L Engine; Diesel.....	C2974	C2975	CL2974	CL2975
2009-08	Front - w/ 2.5L Engine.....	C2974	C2975	CL2974	CL2975
2007-06	Front - Exc. GLI.....	C2974	C2975	CL2974	CL2975
2005	Front - w/ 2.5L Engine.....	C2974	C2975	CL2974	CL2975
2005	Front - w/ 4 Cylinder Gas Engine; w/ 288mm x 25mm Disc.....	C2014	C2015		
2005	Front - w/ 4 Cylinder Gas Engine; w/ 280mm x 25mm Disc.....	C2110	C2111	CL2110A	CL2111A
2005	Front - w/ 4 Cylinder Diesel Engine; w/ 280mm x 25mm Disc.....	C2110	C2111	CL2110A	CL2111A
2005	Front - w/ 4 Cylinder Diesel Engine; w/ 288mm x 25mm Disc.....	C2014	C2015		
2005	Front - w/ 4 Cylinder Diesel Engine; w/ 288mm w/ Casting #581.....	C2974	C2975	CL2974	CL2975
2004-03	Front - w/ 4 Cylinder Engine; 1.8L.....	C2014	C2015		
2004-03	Front - w/ 4 Cylinder Engine; w/ 2.0L; 1.9L TDI.....	C2110	C2111	CL2110A	CL2111A
2004-03	Front - w/ 2.8L Engine.....	C2014	C2015		
2002	Front - w/ 4 Cylinder Engine; w/ 2.0L; 1.9L TDI.....	C2110	C2111	CL2110A	CL2111A
2002	Front - w/ 1.8L Engine.....	C2014	C2015		
2002	Front - w/ 2.8L Engine.....	C2014	C2015		
2001	Front - w/ 4 Cylinder Engine; w/ 2.0L; 1.9L TDI.....	C2110	C2111	CL2110A	CL2111A
2001	Front - w/ 4 Cylinder Engine; 1.8L; w/ 288mm x 25mm Disc.....	C2014	C2015		
2001	Front - w/ 4 Cylinder Engine; 1.8L; w/ 280mm x 22mm Disc.....	C2110	C2111	CL2110A	CL2111A
2001	Front - w/ 2.8L Engine.....	C2014	C2015		
2000	Front - w/ 4 Cylinder Engine; w/ 2.0L; 1.9L TDI.....	C2110	C2111	CL2110A	CL2111A

Check Position Of Caliper Prior To Removal Of Old
Unit. See Illustration On the inside front cover. If Caliper Is Rear
Mounted Then Part Numbers Are Reversed.

YEAR	APPLICATION	SEMI LOADED		LOADED	
		LEFT	RIGHT	LEFT	RIGHT
VOLKSWAGEN (cont.)					
JETTA (cont.)					
2000	Front - w/ 4 Cylinder Engine; 1.8L; w/ 288mm x 25mm Disc.....	C2014	C2015		
2000	Front - w/ 4 Cylinder Engine; 1.8L; w/ 280mm x 22mm Disc.....	C2110	C2111	CL2110A	CL2111A
2000	Front - w/ 2.8L Engine.....	C2014	C2015		
1999	Front - w/ 4 Cylinder Engine; w/ 2.0L; 1.9L TDI (New Body Style from 12/98).....	C2110	C2111	CL2110	CL2111
1999	Front - w/ 4 Cylinder Engine; 2.0L; 1.9L TDI (Old Body Style to 12/98).....	C985B	C984B	CL985B	CL984B
1999	Front - w/ 2.8L Engine.....	C2014	C2015	CL2014	CL2015
1998-97	Front - w/ 4 Cylinder Engine; w/ 2.0L; 1.9L TDI.....	C985B	C984B	CL985B	CL984B
1998-97	Front - w/ 4 Cylinder Engine; 1.9L (Canada).....	C2836	C2837	CL2836	CL2637
1998-97	Front - w/ 2.8L Engine.....	C2014	C2015	CL2014	CL2015
1996	Front - w/ 4 Cylinder Engine; 1.8L; 1.9L (Canada).....	C2836	C2837	CL2836	CL2637
1996	Front - w/ 2.0L Engine.....	C985B	C984B	CL985B	CL984B
1996	Front - w/ 2.8L Engine.....	C2014	C2015	CL2014	CL2015
1995-94	Front - Exc. CL; GLX; GL Diesel (Canada).....	C985A	C984A	CL985A	CL984A
1995-94	Front - CL; GL Diesel (Canada).....	C1984	C1985	CL1984	CL1985
1995-94	Front - GLX.....	C1724	C1725	CL1724	CL1725
1993	Front - Exc. CL; GLX; GL Diesel (Canada).....	C985A	C984A	CL985A	CL984A
1993	Front - CL; GL Diesel (Canada).....	C1984	C1985	CL1984	CL1985
1993	Front - GLX.....	C1724	C1725	CL1724	CL1725
1992-90	Front - Exc. GLI.....	C151	C150	CL151A	CL150A
1992-90	Front - GLI.....	C985A	C984A	CL985A	CL984A
1989	Front - Exc. GLI.....	C151	C150	CL151A	CL150A
1989	Front - GLI; From Chassis #KW240001.....	C985A	C984A	CL985A	CL984A
1989	Front - GLI; To Chassis #KW240000.....	C151	C150	CL151B	CL150B
1988-85	Front - Exc. GLI.....	C151	C150	CL151A	CL150A
1988-85	Front - GLI.....	C151	C150	CL151B	CL150B
1984	Front - Exc. GLI.....	C151	C150	CL151	CL150
1984	Front - GLI.....	C151	C150	CL151B	CL150B
1983-80	Front -.....	C151	C150	CL151	CL150
2009-08	Rear - w/ 2.5L Engine.....	C2976	C2977	CL2976	CL2977
2009-08	Rear - w/ 2.0L Engine.....	C2976	C2977	CL2976	CL2977
2007	Rear - w/ 260mm Disc, To Yin #1k-7-136 548.....	C2976A	C2977A	CL2976A	CL2977A
2007-06	Rear - w/ 286mm Disc.....	C2976	C2977	CL2976	CL2977
2006	Rear - w/ 260 mm Disc.....	C2976A	C2977A	CL2976A	CL2977A
2005	Rear - w/ 4 Cylinder Gas Engine; Exc. GLI.....	C2575	C2574	CL2575	CL2574
2005	Rear - w/ 5 cyl.....	C2976	C2977	CL2976	CL2977
2005	Rear - w/ 4 Cylinder Diesel Engine; w/260 mm Disc... ..	C2976A	C2977A	CL2976A	CL2977A
2004-01	Rear -.....	C2575	C2574	CL2575	CL2574
2000	Rear - w/ 6 Cylinder Engine.....	C2573	C2572	CL2573	CL2572
2000	Rear - w/ 4 Cylinder Engine; 1.8L.....	C2575	C2574	CL2575	CL2574
2000	Rear - w/ 4 Cylinder Engine; w/ 2.0L; 1.9L TDI.....	C2571	C2570	CL2571	CL2570
1999	Rear - w/ 6 Cylinder Engine; (Old Body Style to 12/98).....	C1714	C1715	CL1714	CL1715
1999	Rear - w/ 6 Cylinder Engine; (New Body Style from 12/98).....	C2573	C2572	CL2573	CL2572
1999	Rear - w/ 4 Cylinder Engine; w/ 2.0L; 1.9L TDI (New Body Style from 12/98).....	C2573	C2572	CL2573	CL2572
1999	Rear - w/ 4 Cylinder Engine; 2.0L (Old Body Style to 12/98).....	C3009	C3008	CL3009	CL3008
1998-97	Rear - w/ 6 Cylinder Engine.....	C1714	C1715	CL1714	CL1715
1998-97	Rear - w/ 4 Cylinder Engine; w/ 2.0L.....	C3009	C3008	CL3009	CL3008
1996	Rear - w/ 6 Cylinder Engine.....	C1714	C1715	CL1714	CL1715
1996	Rear - w/ 4 Cylinder Engine; w/ 2.0L.....	C3009	C3008	CL3009	CL3008
1995-94	Rear -.....	C1714	C1715	CL1714	CL1715
1993	Rear - USA.....	C1714	C1715	CL1714	CL1715
1993	Rear - (Canada) From VIN #1HP014215.....	C1714	C1715	CL1714	CL1715
1993	Rear - (Canada) To VIN #1HP014214.....	C1547	C1546	CL1547	CL1546
1992-90	Rear -.....	C1547	C1546	CL1547	CL1546
1989	Rear -.....	C927	C926	CL927	CL926

Check Position Of Caliper Prior To Removal Of Old Unit. See Illustration On the inside front cover. If Caliper Is Rear Mounted Then Part Numbers Are Reversed.

YEAR	APPLICATION	SEMI LOADED		LOADED	
		LEFT	RIGHT	LEFT	RIGHT
VOLKSWAGEN (cont.)					
JETTA (cont.)					
1988	Rear - From Chassis #J462563.....	C927	C926	CL927	CL926
1988	Rear - To Chassis #J462562.....	C929	C928	CL929	CL928
1987-85	Rear -.....	C929	C928	CL929	CL928
PASSAT					
2008-06	Front - w/ 2.0L Engine.....	C2974	C2975	CL2974	CL2975
2005	Front - w/ 288mm Disc; Forward Mount.....	C1816	C1817		
2005	Front - w/ 288mm Disc; Rear Mount.....	C1817	C1816		
2005-02	Front - All w/ 321mm Disc.....	C2759	C2758	CL2759	CL2758
2004-02	Front - w/ 6 Cylinder Engine; w/ 288mm Disc; Forward Mount.....	C1816	C1817		
2004-02	Front - w/ 6 Cylinder Engine; w/ 288mm Disc; Rear Mount.....	C1817	C1816		
2004-02	Front - w/ 1.8L Engine; w/ 288 mm Disc.: Forward Mount	C1816	C1817		
2004-02	Front - w/ 1.8L Engine; w/ 288 mm Disc.: Rear Mount	C1817	C1816		
2003	Front - 4 Cylinder Engine; w/ 288mm Disc; Forward Mount.....	C1816NB	C1817NB		
2003	Front - 4 Cylinder Engine; w/ 288mm Disc; Rear Mount	C1817NB	C1816NB		
2002	Front - w/ 4 Cylinder Engine; Forward Mount.....	C1816	C1817		
2002	Front - w/ 4 Cylinder Engine; Rear Mount.....	C1817	C1816		
2001-00	Front - Forward Mount.....	C1816	C1817		
2001-00	Front - Rear Mount.....	C1817	C1816		
1999	Front - Forward Mount.....	C1816NB	C1817NB		
1999	Front - Rear Mount.....	C1817NB	C1816NB		
1998	Front - w/ 1.8L; 2.8L Engines; Forward Mount.....	C1816NB	C1817NB		
1998	Front - w/ 1.8L; 2.8L Engines; Rear Mount.....	C1817NB	C1816NB		
1997-96	Front - w/ 2.8L Engine.....	C2014	C2015	CL2014	CL2015
1997-96	Front - w/ 1.9L Engine (Diesel).....	C2107	C2106	CL2107	CL2106
1996-94	Front - w/ 1.8L; 2.0L Engines.....	C985A	C984A	CL985A	CL984A
1995-94	Front - w/ 2.8L Engine.....	C837	C836	CL837A	CL836A
1995-94	Front - w/ 1.9L Engine (Diesel).....	C985	C984		
1993	Front - w/ 2.0L Engine.....	C985A	C984A	CL985A	CL984A
1993	Front - w/ 1.8L Engine.....	C837	C836	CL837A	CL836A
1993	Front - w/ 2.8L Engine.....	C837	C836	CL837A	CL836A
1993	Front - w/ 1.9L Engine (Diesel).....	C985	C984	CL985A	CL984A
1992	Front - w/ 2.0L Engine.....	C985A	C984A	CL985A	CL984A
1992	Front - w/ 1.8L Engine.....	C837	C836	CL837A	CL836A
1991	Front - w/ Synchro.....	C837	C836	CL837A	CL836A
1991	Front - Exc. Synchro.....	C985	C984	CL985	CL984
1990	Front -.....	C985	C984	CL985	CL984
2005	Rear - FWD.....	C2109	C2108		
2005	Rear - AWD; w/ 245mm Disc.....	C2637	C2636		
2005	Rear - AWD; w/ 269mm Disc.....	C2720	C2721		
2005	Rear - w/ 1.8L Engine.....	C2109	C2108		
2005	Rear - w/ 2.0L Engine; Diesel.....	C2109	C2108		
2004	Rear - w/ 1.8L Engine.....	C2109	C2108		
2004	Rear - w/ 6 Cylinder Engine; FWD.....	C2109	C2108		
2004	Rear - w/ 6 Cylinder Engine; AWD.....	C2637	C2636		
2004	Rear - w/ 2.0L Engine; Diesel.....	C2109	C2108		
2004	Rear - w/ 4.0L Engine.....	C2720	C2721		
2003	Rear - FWD.....	C2109	C2108	CL2109	CL2108
2003	Rear - AWD.....	C2637	C2636	CL2637	CL2636
2002	Rear - FWD.....	C2109	C2108	CL2109	CL2108
2002	Rear - AWD.....	C2637	C2636	CL2637	CL2636
2001-99	Rear - FWD.....	C2109	C2108	CL2109	CL2108
2001-99	Rear - AWD.....	C2637	C2636	CL2637	CL2636
1998	Rear -.....	C2109	C2108	CL2109	CL2108
1997-94	Rear -.....	C1714	C1715	CL1714	CL1715
1993	Rear - From Chassis #31-PE080-001.....	C1714	C1715	CL1714	CL1715
1993	Rear - To Chassis #31-PE080-000; Exc. Synchro (Canada).....	C1547	C1546	CL1547	CL1546

Check Position Of Caliper Prior To Removal Of Old Unit. See Illustration On the inside front cover. If Caliper Is Rear Mounted Then Part Numbers Are Reversed.

YEAR	APPLICATION	SEMI LOADED		LOADED	
		LEFT	RIGHT	LEFT	RIGHT
VOLKSWAGEN (cont.)					
PASSAT (cont.)					
1993	Rear - To Chassis #31-PE080-000; w/ Synchro (Canada).....	C1547	C1546		
1992	Rear - w/ Synchro (Canada).....	C1547	C1546		
1992	Rear - Exc. Synchro (Canada).....	C1547	C1546	CL1547	CL1546
1991	Rear - w/ Synchro.....	C1547	C1546		
1991	Rear - Exc. Synchro.....	C1547	C1546	CL1547	CL1546
1990	Rear - To Chassis #310000.....	C927	C926	CL927	CL926
1990	Rear - From Chassis #310001.....	C1547	C1546	CL1547	CL1546
QUANTUM					
1988-86	Front - w/ Synchro.....	C985	C984	CL985	CL984
1988-86	Front - All Exc. Synchro.....	C151	C150	CL151A	CL150A
1985	Front -.....	C151	C150	CL151A	CL150A
1984	Front -.....	C151	C150	CL151B	CL150B
1983-82	Front - w/ Diesel Engine.....	C151	C150	CL151	CL150
1983-82	Front - w/ Gas Engine.....	C151	C150	CL151B	CL150B
1988-85	Rear -.....	C927	C926	CL927	CL926
RABBIT					
2009-06	Front -.....	C2974	C2975	CL2974	CL2975
1984-83	Front - Exc. GTI and Convertible.....	C151	C150	CL151	CL150
1984-83	Front - GTI and Convertible.....	C151	C150	CL151B	CL150B
1982	Front -.....	C151	C150	CL151	CL150
1981-79	Front - w/ Kelsey-Hayes.....	C151	C150	CL151	CL150
2009-06	Rear -.....	C2976A	C2977A	CL2976A	CL2977A
SCIROCCO					
1989-86	Front - w/ 8V Engine.....	C151	C150	CL151B	CL150B
1989-86	Front - w/ 16V Engine.....	C985	C984	CL985	CL984
1985	Front -.....	C151	C150	CL151B	CL150B
1984	Front - From Chassis #53E022075.....	C151	C150	CL151B	CL150B
1984	Front - To Chassis #53E022075.....	C151	C150	CL151	CL150
1983-81	Front - w/ 5 Speed.....	C151	C150	CL151B	CL150B
1983-81	Front - Exc. 5 Speed.....	C151	C150	CL151	CL150
1980-79	Front - w/ Kelsey-Hayes.....	C151	C150	CL151	CL150
1989-86	Rear -.....	C929	C928	CL929	CL928
TYPE IV: 411					
1972-71	Front -.....	C265	C266		
VOLKSWAGEN TRUCK					
EUROVAN					
2001-00	Front - w/ Solid Rotor.....	C2018	C2019		
2000	Front - w/ Vented Rotor.....	C2056	C2057		
1999-97	Front - w/ Solid Rotor.....	C2018	C2019	CL2018	CL2019
1999-97	Front - w/ Vented Rotor; ATE Caliper.....	C2056	C2057		
1996-93	Front - w/ Solid Rotor.....	C2018	C2019	CL2018	CL2019
1992	Front -.....	C1972	C1973	CL1972	CL1973
2001-97	Rear -.....	C2097	C2096		
RABBIT PICKUP					
1984-82	Front -.....	C151	C150	CL151	CL150
1981-80	Front - w/ Kelsey-Hayes.....	C151	C150	CL151	CL150
CAMPMOBILE, VANAGON, SYNCRO					
1992-86	Front - w/ ATE Caliper.....	C1431	C1430	CL1431	CL1430
1992-86	Front - w/ Girling Caliper.....	C1433	C1432	CL1433	CL1432
1985-80	Front - w/ ATE Caliper.....	C931	C930	CL931	CL930

Check Position Of Caliper Prior To Removal Of Old Unit. See Illustration On the inside front cover. If Caliper Is Rear Mounted Then Part Numbers Are Reversed.

YEAR	APPLICATION	SEMI LOADED		LOADED	
		LEFT	RIGHT	LEFT	RIGHT
VOLVO					
164 SERIES					
1975	Rear - (ATE) w/ 8.5mm Threaded Hole Between Pad Guide Pins.....	C427	C426	CL427	CL426
240, 260 SERIES					
1993-88	Front - w/ ABS.....	C1625	C1624	CL1625	CL1624
1993-88	Front - w/o ABS.....	C429	C428	CL429	CL428
1987-76	Front - w/ Girling (Vented Rotor).....	C429	C428	CL429	CL428
1987-76	Front - w/ Girling (Solid Rotor).....	C631	C630	CL631	CL630
1975	Front - w/ Girling (Vented Rotor).....	C429	C428	CL429	CL428
1975	Front - w/ Girling (Solid Rotor).....	C631	C630	CL631	CL630
1993-88	Rear -.....	C427	C426	CL427	CL426
1987-76	Rear - (ATE).....	C427	C426	CL427	CL426
1975	Rear - (ATE) w/ 8.5mm Threaded Hole Between Pad Guide Pins.....	C427	C426	CL427	CL426
740 SERIES					
1992-91	Front - w/ Girling; w/ ABS.....	C1623	C1622	CL1623	CL1622
1992-91	Front - w/ Girling; w/o ABS.....	C1041A	C1040A	CL1041A	CL1040A
1992-91	Front - DBA.....	C632B	C633B	CL632B	CL633B
1990-88	Front - w/ Girling; w/ ABS.....	C1251	C1250	CL1251	CL1250
1990-88	Front - w/ Girling; w/o ABS.....	C1041	C1040	CL1041	CL1040
1990-88	Front - DBA; w/ ABS; Chassis 516, 526, 815.....	C1265A	C1264A	CL1265A	CL1264A
1990-88	Front - DBA; w/ ABS; Chassis 500, 510, 840, 842.....	C1265	C1264	CL1265	CL1264
1990-88	Front - DBA; w/o ABS.....	C632	C633	CL632A	CL633A
1987-85	Front - w/ Girling.....	C1041	C1040	CL1041	CL1040
1987-85	Front - DBA; w/o ABS.....	C632	C633	CL632	CL633
1987-85	Front - DBA; w/ ABS.....	C1265A	C1264A	CL1265A	CL1264A
1992-91	Rear - (Marked 38).....	C1109	C1108	CL1109	CL1108
1992-91	Rear - (Marked 40).....	C1113	C1112	CL1113	CL1112
1990-88	Rear - (Marked 38).....	C1109	C1108	CL1109	CL1108
1990-88	Rear - (Marked 40).....	C1113	C1112	CL1113	CL1112
1990-88	Rear - (Marked 36).....	C1111	C1110	CL1111	CL1110
1987-85	Rear - (Marked 38).....	C1109	C1108	CL1109	CL1108
1987-85	Rear - (Marked 40).....	C1113	C1112	CL1113	CL1112
1987-85	Rear - (Marked 36).....	C1111	C1110	CL1111	CL1110
760 SERIES					
1990-88	Front - w/ Girling; w/ ABS.....	C1251	C1250	CL1251	CL1250
1990-88	Front - DBA; w/ ABS.....	C1265A	C1264A	CL1265A	CL1264A
1987-83	Front - w/ Girling.....	C1041	C1040	CL1041	CL1040
1987-83	Front - DBA; w/o ABS.....	C632	C633	CL632	CL633
1987-83	Front - DBA; w/ ABS.....	C1265A	C1264A	CL1265A	CL1264A
1990-88	Rear - Sedan.....	C1238	C1238	CL1238	CL1238
1990-88	Rear - Wagon (Marked 38).....	C1109	C1108	CL1109	CL1108
1990-88	Rear - Wagon (Marked 40).....	C1113	C1112	CL1113	CL1112
1987-83	Rear - Rear (Marked 38).....	C1109	C1108	CL1109	CL1108
1987-83	Rear - Rear (Marked 36).....	C1111	C1110	CL1111	CL1110
1987-83	Rear - Rear (Marked 40).....	C1113	C1112	CL1113	CL1112
780 SERIES					
1990-87	Front - w/ Girling.....	C1251	C1250	CL1251	CL1250
1990-87	Front - DBA.....	C1265A	C1264A	CL1265A	CL1264A
1990-88	Rear - w/ Girling.....	C1238	C1238	CL1238	CL1238
1987	Rear -.....	C1109	C1108	CL1109	CL1108
850 SERIES					
1997-93	Front -.....	C1732	C1733	CL1732	CL1733
1997-96	Rear - T-5; R Series.....	C1703	C1702	CL1703	CL1702
1997-96	Rear - Exc. T-5; R Series or AWD Canada.....	C1709	C1708	CL1709	CL1708
1997-93	Rear - AWD (Canada).....	C2568	C2568	CL2568	CL2568
1995-93	Rear - Exc. 4WD Canada.....	C1709	C1708	CL1709	CL1708

Check Position Of Caliper Prior To Removal Of Old Unit. See Illustration On the inside front cover. If Caliper Is Rear Mounted Then Part Numbers Are Reversed.

YEAR	APPLICATION	SEMI LOADED		LOADED	
		LEFT	RIGHT	LEFT	RIGHT
VOLVO (cont.)					
940 SERIES					
1995-94	Front -	C1623	C1622	CL1623A	CL1622A
1993-91	Front - w/ Girling; w/ ABS.....	C1623	C1622	CL1623	CL1622
1993-91	Front - w/ Girling; w/o ABS.....	C1041A	C1040A	CL1041A	CL1040A
1995	Rear - w/ ATE (2 Pistons).....	C1113	C1112	CL1113A	CL1112A
1995-94	Rear - w/ Girling (1 Piston).....	C2568	C2568	CL2568	CL2568
1994	Rear - w/ ATE (2 Pistons).....	C1113	C1112	CL1113	CL1112
1993-91	Rear - w/ Girling.....	C2568	C2568	CL2568	CL2568
1993-91	Rear - w/ ATE (Marked 40).....	C1113	C1112	CL1113	CL1112
1993-91	Rear - w/ ATE (Marked 38).....	C1109	C1108	CL1109	CL1108
960 SERIES					
1997-94	Front -	C1623	C1622	CL1623A	CL1622A
1993-92	Front - w/ Girling; w/ ABS.....	C1623	C1622	CL1623	CL1622
1993-92	Front - w/ Girling; w/o ABS.....	C1041A	C1040A	CL1041A	CL1040A
1997-95	Rear - w/ ATE (2 Pistons).....	C1113	C1112	CL1113A	CL1112A
1997-94	Rear - w/ Girling (1 Piston).....	C2568	C2568	CL2568	CL2568
1994	Rear - w/ ATE (2 Pistons).....	C1113	C1112	CL1113	CL1112
1993-92	Rear - w/ Girling.....	C2568	C2568	CL2568	CL2568
1993-92	Rear - w/ ATE (Marked 40).....	C1113	C1112	CL1113	CL1112
1993-92	Rear - w/ ATE (Marked 38).....	C1109	C1108	CL1109	CL1108
C30 SERIES					
2009-08	Front -	C2942NB	C2943NB		
C70 SERIES					
2006	Front -	C2942NB	C2943NB		
2004-03	Front -	C1732	C1733	CL1732	CL1733
2002	Front - w/ 15" Wheels.....	C1732	C1733	CL1732	CL1733
2002	Front - w/ 16" and 17" Wheels.....	C1732	C1733	CL1732A	CL1733A
2001	Front - w/ 15" Wheels.....	C1732	C1733	CL1732	CL1733
2001	Front - w/ 16" and 17" Wheels.....	C1732	C1733	CL1732A	CL1733A
2000	Front - w/ 15" Wheels.....	C1732	C1733	CL1732	CL1733
2000	Front - w/ 16" and 17" Wheels.....	C1732	C1733	CL1732A	CL1733A
1999	Front - w/ 15" Wheels.....	C1732	C1733	CL1732	CL1733
1999	Front - w/ 16" and 17" Wheels.....	C1732	C1733	CL1732A	CL1733A
1998	Front - w/ 15" Wheels.....	C1732	C1733	CL1732	CL1733
1998	Front - w/ 16" Wheels.....	C1732	C1733	CL1732A	CL1733A
2007-06	Rear -	C3232	C3233		
2004-02	Rear -	C1703	C1702	CL1703	CL1702
2001	Rear - Convertible.....	C1709	C1708	CL1709	CL1708
2001	Rear - Coupe.....	C1703	C1702	CL1703A	CL1702A
2000	Rear -	C1703	C1702	CL1703A	CL1702A
1999	Rear - w/ 11mm Mounting Holes.....	C1703	C1702	CL1703	CL1702
1999	Rear - w/ 10mm Mounting Holes.....	C1709	C1708	CL1709	CL1708
1998	Rear - FWD.....	C1709	C1708	CL1709	CL1708
1998	Rear - AWD.....	C2568	C2568	CL2568	CL2568
S40 SERIES					
2009-05	Front -	C2942NB	C2943NB		
2004	Front - w/ L5 5 Cylinder Engine.....	C2942NB	C2943NB		
2004-00	Front - w/o L5 5 Cylinder Engine.....	C2606	C2607	CL2606	CL2607
2007-05	Rear -	C3232	C3233		
2004	Rear - w/ L5 5 Cylinder Engine.....	C3232	C3233		
2004-01	Rear - w/o L5 5 Cylinder Engine.....	C2745	C2744	CL2745	CL2744
2000	Rear - From Chassis #426761.....	C2745	C2744	CL2745	CL2744
2000	Rear - To Chassis #426760.....	C2789	C2788	CL2789	CL2788
S60 SERIES					
2007	Front - 2.5T Models.....	C2590A	C2591A	CL2590A	CL2591A
2006	Front - 2.5T, T5 Models.....	C2590A	C2591A	CL2590A	CL2591A
2005	Front - 2.5T, T5 Models.....	C2590A	C2591A	CL2590A	CL2591A
2005	Front - 2.4 Model.....	C2590	C2591	CL2590	CL2591
2004	Front - w/ 15" Wheels.....	C2590	C2591	CL2590	CL2591

Check Position Of Caliper Prior To Removal Of Old Unit. See Illustration On the inside front cover. If Caliper Is Rear Mounted Then Part Numbers Are Reversed.

YEAR	APPLICATION	SEMI LOADED		LOADED	
		LEFT	RIGHT	LEFT	RIGHT
VOLVO (cont.)					
S60 SERIES (cont.)					
2004	Front - w/ 16" or 17" Wheels; Exc. R Model.....	C2590A	C2591A	CL2590A	CL2591A
2003-01	Front - w/ 15" Wheels.....	C2590	C2591	CL2590	CL2591
2003-01	Front - w/ 16" Wheels.....	C2590A	C2591A	CL2590A	CL2591A
2007	Rear - 2.5T Models.....	C2600	C2601	CL2600	CL2601
2006	Rear - 2.5T, T5 Models.....	C2600	C2601	CL2600	CL2601
2005	Rear - Exc. R Model.....	C2600	C2601	CL2600	CL2601
2004	Rear - Exc. R Model.....	C2600	C2601	CL2600	CL2601
2003-01	Rear -.....	C2600	C2601	CL2600	CL2601
S70 SERIES					
2000	Front - w/ 15" Wheels.....	C1732	C1733	CL1732	CL1733
2000	Front - w/ 16" and 17" Wheels.....	C1732	C1733	CL1732A	CL1733A
1999	Front - w/ 15" Wheels.....	C1732	C1733	CL1732	CL1733
1999	Front - w/ 16" and 17" Wheels.....	C1732	C1733	CL1732A	CL1733A
1998-97	Front - w/ 15" Wheels.....	C1732	C1733	CL1732	CL1733
1998-97	Front - w/ 16" Wheels.....	C1732	C1733	CL1732A	CL1733A
2000	Rear - FWD.....	C1703	C1702	CL1703A	CL1702A
2000	Rear - AWD.....	C2824	C2825	CL2824	CL2825
1999	Rear - AWD.....	C2568	C2568	CL2568	CL2568
1999	Rear - FWD w/ 11mm Mounting Holes.....	C1703	C1702	CL1703	CL1702
1999	Rear - FWD w/ 10mm Mounting Holes.....	C1709	C1708	CL1709	CL1708
1998	Rear - FWD.....	C1709	C1708	CL1709	CL1708
1998	Rear - AWD.....	C2568	C2568	CL2568	CL2568
S80 SERIES					
2006-02	Front -.....	C2590A	C2591A	CL2590A	CL2591A
2001-99	Front - w/ 15" Wheels.....	C2590	C2591	CL2590	CL2591
2001-99	Front - w/ 16" Wheels.....	C2590A	C2591A	CL2590A	CL2591A
2006-99	Rear -.....	C2600	C2601	CL2600	CL2601
V50 SERIES					
2009-05	Front -.....	C2942NB	C2943NB		
V70 SERIES					
2007-06	Front - 2.4, 2.5T Models.....	C2590A	C2591A	CL2590A	CL2591A
2005	Front - 2.5T, T5 Models.....	C2590A	C2591A	CL2590A	CL2591A
2005	Front - 2.4 Model.....	C2590	C2591	CL2590	CL2591
2004-01	Front - w/ 15" Wheels.....	C2590	C2591	CL2590	CL2591
2004-01	Front - w/ 16" Wheels.....	C2590A	C2591A	CL2590A	CL2591A
V40 SERIES					
2004-00	Front -.....	C2606	C2607	CL2606	CL2607
V70 SERIES					
2000	Front - w/ 15" Wheels.....	C1732	C1733	CL1732	CL1733
2000	Front - w/ 16" and 17" Wheels.....	C1732	C1733	CL1732	CL1733
1999	Front - w/ 15" Wheels.....	C1732	C1733	CL1732	CL1733
1999	Front - w/ 16" and 17" Wheels.....	C1732	C1733	CL1732A	CL1733A
1998	Front - w/ 15" Wheels.....	C1732	C1733	CL1732	CL1733
1998	Front - w/ 16" Wheels.....	C1732	C1733	CL1732A	CL1733A
S90 SERIES					
1998-97	Front -.....	C1623	C1622	CL1623A	CL1622A
V90 SERIES					
1998-97	Front -.....	C1623	C1622	CL1623A	CL1622A
V70 SERIES					
2007-06	Rear - 2.4, 2.5T Models.....	C2600	C2601	CL2600	CL2601
V50 SERIES					
2007-05	Rear -.....	C3232	C3233		

Check Position Of Caliper Prior To Removal Of Old Unit. See Illustration On the inside front cover. If Caliper Is Rear Mounted Then Part Numbers Are Reversed.

YEAR	APPLICATION	SEMI LOADED		LOADED	
		LEFT	RIGHT	LEFT	RIGHT
VOLVO (cont.)					
V70 SERIES					
2005	Rear - Exc. R Model.....	C2600	C2601	CL2600	CL2601
V40 SERIES					
2004-01	Rear -	C2745	C2744	CL2745	CL2744
V70 SERIES					
2004-01	Rear -	C2600	C2601	CL2600	CL2601
V40 SERIES					
2000	Rear - From Chassis #426761.....	C2745	C2744	CL2745	CL2744
2000	Rear - To Chassis #426760.....	C2789	C2788	CL2789	CL2788
V70 SERIES					
2000	Rear - FWD.....	C1703	C1702	CL1703A	CL1702A
2000	Rear - AWD.....	C2826	C2827	CL2826	CL2827
1999-98	Rear - AWD.....	C2568	C2568	CL2568	CL2568
1999-98	Rear - FWD w/ 11mm Mounting Holes.....	C1703	C1702	CL1703	CL1702
1999-98	Rear - FWD w/ 10mm Mounting Holes.....	C1709	C1708	CL1709	CL1708
S90 SERIES					
1998-97	Rear - w/o Multi-Link Suspension (2 piston).....	C1113	C1112	CL1113A	CL1112A
1998-97	Rear - w/ Multi-Link Suspension (1 piston).....	C1238	C1238	CL1238	CL1238
V90 SERIES					
1998-97	Rear - w/o Multi-Link Suspension (2 piston).....	C1113	C1112	CL1113A	CL1112A
1998-97	Rear - w/ Multi-Link Suspension (1 piston).....	C1238	C1238	CL1238	CL1238
VOLVO TRUCK					
XC70					
2007-05	Front -	C2590A	C2591A	CL2590A	CL2591A
2004-03	Front - w/ 15" Wheels.....	C2590	C2591	CL2590	CL2591
2004-03	Front - w/ 16" Wheels.....	C2590A	C2591A	CL2590A	CL2591A
2007-03	Rear -	C2600	C2601	CL2600	CL2601
YUGO					
GV					
1990-86	Front - w/ Forward Mount Calipers.....	C258	C259		
GVL					
1989-88	Front - w/ Forward Mount Calipers.....	C258	C259		
GVS					
1988	Front - w/ Forward Mount Calipers.....	C258	C259		
GVX					
1989-87	Front - w/ Forward Mount Calipers.....	C258	C259		

Check Position Of Caliper Prior To Removal Of Old Unit. See Illustration On the inside front cover. If Caliper Is Rear Mounted Then Part Numbers Are Reversed.

Buyer's Guide - Calipers

Part No.	Year	Make	Part No.	Year	Make	Part No.	Year	Make
C150	1984-80	VOLKSWAGEN TRUCK	C840B cont'	1990-87	MITSUBISHI	C1009	1988	CHEVROLET
	1993-79	VOLKSWAGEN		1991-87	PLYMOUTH		1992-89	1992-85
C151	1984-80	VOLKSWAGEN TRUCK	C841	1990-84	DODGE	C1012	1992-86	TOYOTA
	1993-79	VOLKSWAGEN		1987-84	MITSUBISHI		C1013	1992-86
C166	1991-67	MERCEDES-BENZ	C841B	1987-84	PLYMOUTH	C1014		1992-86
	1991-67	MERCEDES-BENZ		1991-87	DODGE		C1015	1992-86
C258	1983-68	FIAT	C870	1991-88	EAGLE	C1016		1990-87
	1990-86	YUGO		1990-87	MITSUBISHI		C1017	1990-87
C259	1983-68	FIAT	C871	1991-87	PLYMOUTH	C1028		1989-86
	1990-86	YUGO		1990-82	NISSAN / DATSUN		C1028A	1993-90
C265	1972-65	MERCEDES-BENZ	C900	1995-86	MERCEDES-BENZ	C1029		1989-86
	1972-71	VOLKSWAGEN		C901	1995-86		MERCEDES-BENZ	C1029A
C266	1972-65	MERCEDES-BENZ	C912	1991-73	MERCEDES-BENZ	C1030A	1992-89	
	1972-71	VOLKSWAGEN		C913	1991-73		MERCEDES-BENZ	C1031A
C338	1985-76	MERCEDES-BENZ	C916	1989-77	MERCEDES-BENZ	C1036	1991-86	
	1985-76	MERCEDES-BENZ		C917	1989-77		MERCEDES-BENZ	C1036A
C426	1993-75	VOLVO	C920	1991-86	MERCEDES-BENZ	C1037	1991-86	
	1993-75	VOLVO		C921	1991-86		MERCEDES-BENZ	C1037A
C427	1993-75	VOLVO	C922	1991-86	MERCEDES-BENZ	C1038	1991-90	
	1993-75	VOLVO		C923	1991-86		MERCEDES-BENZ	C1038A
C428	1993-75	VOLVO	C926	1990-85	VOLKSWAGEN	C1039A	1991-90	
	1993-75	VOLVO		C927	1990-85		VOLKSWAGEN	C1040
C429	1993-75	VOLVO	C928	1990-85	VOLKSWAGEN	C1040A	1993-91	
	1993-75	VOLVO		C929	1990-85		VOLKSWAGEN	C1041
C480	1987-75	SAAB	C930	1985-80	VOLKSWAGEN TRUCK	C1041A	1993-91	
	1987-75	SAAB		C931	1985-80		VOLKSWAGEN TRUCK	C1042
C630	1987-75	VOLVO	C934	1990	SUBARU	C1046	1999-87	
	1987-75	VOLVO		C935	1990		SUBARU	C1047
C631	1987-75	VOLVO	C938	1991-85	SUBARU	C1058	1998-86	
	1987-75	VOLVO		C939	1991-85		SUBARU	C1059
C632	1990-83	VOLVO	C944	1989-83	BMW	C1066	1989-86	
	1992-91	VOLVO		C945	1989-83		BMW	C1067
C633	1990-83	VOLVO	C946	1989-84	NISSAN / DATSUN	C1072	1989-86	
	1992-91	VOLVO		C947	1989-84		NISSAN / DATSUN	C1073
C662	1987-84	ISUZU TRUCK	C956	1988-86	NISSAN / DATSUN TRUCK	C1078	1991-86	
	1987-84	ISUZU TRUCK		C956B	1988-85		NISSAN / DATSUN	C1079
C682	1993-82	BMW	C957	1988-86	NISSAN / DATSUN TRUCK	C1080B	1991-89	
	1993-82	BMW		C957B	1988-85		NISSAN / DATSUN	C1081B
C724	1980-78	AUDI	C960	1992-90	INFINITI	C1082	1991-86	
	1989-83	PORSCHE		C961	1992-90		INFINITI	C1083
C724A	1986-80	PEUGEOT	C964	1990-87	ACURA	C1084	1991-86	
	1988-77	PORSCHE		C965	1990-87		ACURA	C1085
C724B	1986-77	PEUGEOT	C965	1990-87	ACURA	C1092	1990-89	
	1986-77	PEUGEOT		C984	1987-84		AUDI	C1092A
C725	1980-78	AUDI	C984A	1996-89	VOLKSWAGEN	C1093	1991-84	
	1989-83	PORSCHE		C984B	2002-95		VOLKSWAGEN	C1093A
C725A	1986-80	PEUGEOT	C985	1987-84	AUDI	C1096	1993-87	
	1988-77	PORSCHE		C985A	1996-89		VOLKSWAGEN	C1097
C725B	1986-77	PEUGEOT	C985B	1995-86	VOLKSWAGEN	C1100	1993-86	
	1986-77	PEUGEOT		C988	1995-86		AUDI	C1101
C744	1985-84	HONDA	C989	1995-86	AUDI	C1102	1993-87	
	1985-84	HONDA		C990	1997-86		AUDI	C1103
C744A	1989-88	HONDA	C991	1997-86	AUDI	C1108	1993-83	
	1989-88	HONDA		C992	1991-88		SUBARU	C1109
C745	1985-84	HONDA	C993	1991-88	SUBARU	C1110	1990-83	
	1989-88	HONDA		C994	1992-90		GEO	C1111
C745A	1989-88	HONDA	C995	1991-88	TOYOTA	C1112	1998-83	
	1989-88	HONDA		C995	1992-90		GEO	C1113
C766	1996-74	JAGUAR	C1004	1993-86	ACURA	C1005	1993-86	
	1996-74	JAGUAR		C1004	1993-88		HONDA	C1008
C767	1996-74	JAGUAR	C1005	1993-86	ACURA	C1008	1992-89	
	1994-74	JAGUAR		C1005	1993-88		HONDA	C1008
C768	1994-74	JAGUAR	C1008	1988	CHEVROLET	C1008	1992-89	
	1994-74	JAGUAR		C984	1987-84		AUDI	C1008
C769	1994-74	JAGUAR	C984A	1996-89	VOLKSWAGEN	C1008	1992-85	
	1994-74	JAGUAR		C984B	2002-95		VOLKSWAGEN	C1008
C772A	1989-84	MERCEDES-BENZ	C985	1987-84	AUDI	C1008	1992-85	
	1989-84	MERCEDES-BENZ		C985A	1996-89		VOLKSWAGEN	C1008
C773A	1989-84	MERCEDES-BENZ	C985B	1995-86	VOLKSWAGEN	C1008	1992-85	
	1989-84	MERCEDES-BENZ		C988	1995-86		AUDI	C1008
C778	1991-67	MERCEDES-BENZ	C989	1995-86	AUDI	C1008	1992-85	
	1991-67	MERCEDES-BENZ		C990	1997-86		AUDI	C1008
C782	1991-85	DODGE	C991	1997-86	AUDI	C1008	1992-85	
	1991-88	EAGLE		C992	1991-88		SUBARU	C1008
C783	1990-85	MITSUBISHI	C993	1991-88	SUBARU	C1008	1992-85	
	1991-85	PLYMOUTH		C994	1992-90		GEO	C1008
C818	1995-84	TOYOTA TRUCK	C995	1991-88	TOYOTA	C1008	1992-85	
	1995-84	TOYOTA TRUCK		C995	1992-90		GEO	C1008
C819	1995-84	TOYOTA TRUCK	C1004	1993-86	ACURA	C1008	1992-85	
	1995-84	TOYOTA TRUCK		C1004	1993-88		HONDA	C1008
C826	1990-76	TOYOTA TRUCK	C1005	1993-86	ACURA	C1008	1992-85	
	1990-76	TOYOTA TRUCK		C1005	1993-88		HONDA	C1008
C827	1990-76	TOYOTA TRUCK	C1008	1988	CHEVROLET	C1008	1992-85	
	1992-84	AUDI		C1008	1992-89		GEO	C1008
C836	1992-84	AUDI	C1008	1992-85	TOYOTA	C1008	1992-85	
	1995-90	VOLKSWAGEN		C1008	1992-85		TOYOTA	C1008
C837	1992-84	AUDI	C1008	1992-85	TOYOTA	C1008	1992-85	
	1995-90	VOLKSWAGEN		C1008	1992-85		TOYOTA	C1008
C840	1990-84	DODGE	C1008	1992-85	TOYOTA	C1008	1992-85	
	1987-84	MITSUBISHI		C1008	1992-85		TOYOTA	C1008
C840B	1991-87	DODGE	C1008	1992-85	TOYOTA	C1008	1992-85	
	1991-88	EAGLE		C1008	1992-85		TOYOTA	C1008

Buyer's Guide - Calipers

Part No.	Year	Make	Part No.	Year	Make	Part No.	Year	Make
C1120	1990-87	TOYOTA TRUCK	C1207	1995-87	NISSAN / DATSUN TRUCK	C1265A	1990-83	VOLVO
C1121	1990-87	TOYOTA TRUCK				C1268	1998-88	SAAB
C1122	1990-87	TOYOTA TRUCK	C1208	1999-88	AUDI	C1269	1998-88	SAAB
C1123	1990-87	TOYOTA TRUCK	C1209	1999-88	AUDI	C1272	1994-89	SUBARU
C1138	1993-84	BMW	C1210	1991-88	MAZDA	C1273	1994-89	SUBARU
C1139	1993-84	BMW	C1211	1991-88	MAZDA	C1276	1990-88	PASSPORT
C1148	1993-88	FORD	C1212	1995-90	ASUNA TRUCK		1990-88	PONTIAC
C1149	1993-88	FORD		1998	CHEVROLET TRUCK	C1276A	1994-92	ASUNA
C1160	1994-85	SUBARU					1993-90	PASSPORT
C1161	1994-85	SUBARU					1993-90	PONTIAC
C1166	1993-87	DODGE TRUCK				C1277	1990-88	PASSPORT
	1994-87	MITSUBISHI TRUCK					1990-88	PONTIAC
C1167	1993-87	DODGE TRUCK	C1213	1995-90	ASUNA TRUCK	C1277A	1994-92	ASUNA
	1994-87	MITSUBISHI TRUCK		1998	CHEVROLET TRUCK		1993-90	PASSPORT
C1168	1995-94	HONDA TRUCK					1993-90	PONTIAC
	1995-87	ISUZU TRUCK				C1320	1993-87	MAZDA TRUCK
	1991-89	PASSPORT TRUCK				C1321	1993-87	MAZDA TRUCK
C1169	1995-94	HONDA TRUCK				C1322	1991-89	CHEVROLET
	1995-87	ISUZU TRUCK	C1214	1992-89	FORD		1994-89	GEO
	1991-89	PASSPORT TRUCK		1992-88	MAZDA		1994-89	PONTIAC
C1174	1996-84	MERCEDES-BENZ	C1215	1992-89	FORD	C1323	1991-89	CHEVROLET
C1175	1996-84	MERCEDES-BENZ		1992-88	MAZDA		1994-89	GEO
C1176	2002-87	BMW	C1216	1990-88	MITSUBISHI		1994-89	PONTIAC
C1177	2002-87	BMW	C1217	1990-88	MITSUBISHI	C1334	1999-97	ACURA
C1178	1990	DODGE	C1218	1999-96	INFINITI		1997-90	HONDA
	1990-88	EAGLE		2006-89	NISSAN / DATSUN	C1335	1999-97	ACURA
C1179	1990	DODGE	C1218A	2001-89	NISSAN / DATSUN		1997-90	HONDA
	1990-88	EAGLE	C1218B	1996-91	INFINITI	C1336	1996-91	FORD
C1182	1992-89	FORD		1992-88	NISSAN / DATSUN TRUCK		1998-90	MAZDA
	1992-88	MAZDA					1996-91	MERCURY
C1183	1992-89	FORD				C1336A	2003-91	FORD
	1992-88	MAZDA	C1219	1999-96	INFINITI		1998-90	MAZDA
C1186	1995-88	ISUZU TRUCK		2006-89	NISSAN / DATSUN		1999-91	MERCURY
	1990-89	PASSPORT TRUCK	C1219A	2001-89	NISSAN / DATSUN	C1337	1996-91	FORD
C1187	1995-88	ISUZU TRUCK	C1219B	1996-91	INFINITI		1998-90	MAZDA
	1990-89	PASSPORT TRUCK		1992-88	NISSAN / DATSUN TRUCK		1996-91	MERCURY
C1188	1991-88	TOYOTA				C1337A	2003-91	FORD
C1188A	1991-90	LEXUS		1992-89	NISSAN / DATSUN		1998-90	MAZDA
	1991-90	TOYOTA	C1222	1994-89	NISSAN / DATSUN		1999-91	MERCURY
C1188B	1993-90	TOYOTA	C1223	1994-89	NISSAN / DATSUN	C1338	1999-90	SUBARU
C1188C	1993-92	TOYOTA	C1224	1992-89	NISSAN / DATSUN	C1339	1999-90	SUBARU
C1189	1991-88	TOYOTA	C1225	1992-89	NISSAN / DATSUN	C1340	1999-90	SUBARU
C1189A	1991-90	LEXUS	C1226	1990-88	MITSUBISHI	C1341	1999-90	SUBARU
	1991-90	TOYOTA	C1227	1990-88	MITSUBISHI	C1342	1996-90	SUBARU
C1189B	1993-90	TOYOTA	C1228	1991-88	HONDA	C1343	1996-90	SUBARU
C1189C	1993-92	TOYOTA	C1229	1991-88	HONDA	C1344	1996-91	FORD
C1190	1995-88	ISUZU TRUCK	C1232	1991-88	HONDA		1994-90	MAZDA
	1991-89	PASSPORT TRUCK	C1233	1991-88	HONDA		1996-91	MERCURY
C1191	1995-88	ISUZU TRUCK	C1234	1990-89	NISSAN / DATSUN	C1345	1996-91	FORD
	1991-89	PASSPORT TRUCK	C1235	1990-89	NISSAN / DATSUN		1994-90	MAZDA
C1192	1990-89	DODGE	C1236	1992-89	TOYOTA		1996-91	MERCURY
	1990-89	EAGLE	C1237	1992-89	TOYOTA	C1368	1991-90	MAZDA
	1992-89	MITSUBISHI	C1238	1998-88	VOLVO	C1369	1991-90	MAZDA
	1991-89	PLYMOUTH	C1240	1995-88	TOYOTA TRUCK	C1370	1991-89	MAZDA TRUCK
C1193	1990-89	DODGE	C1241	1995-88	TOYOTA TRUCK	C1371	1991-89	MAZDA TRUCK
	1990-89	EAGLE	C1242	1995-89	TOYOTA TRUCK	C1372	1994-90	EAGLE
	1992-89	MITSUBISHI	C1243	1995-89	TOYOTA TRUCK		1994-90	MITSUBISHI
	1991-89	PLYMOUTH	C1244	1989-88	TOYOTA		1994-90	PLYMOUTH
C1194	1991-88	HONDA	C1245	1989-88	TOYOTA	C1373	1994-90	EAGLE
C1195	1991-88	HONDA	C1246	1995-89	TOYOTA TRUCK		1994-90	MITSUBISHI
C1196	1994-89	NISSAN / DATSUN	C1247	1995-89	TOYOTA TRUCK		1994-90	PLYMOUTH
C1197	1994-89	NISSAN / DATSUN	C1248	1992-89	TOYOTA	C1375	1993-90	MAZDA
C1198	1995-88	NISSAN / DATSUN TRUCK	C1249	1992-89	TOYOTA	C1376	1993-90	MAZDA
			C1250	1990-87	VOLVO	C1377	1993-90	MAZDA
C1199	1995-88	NISSAN / DATSUN TRUCK	C1251	1990-87	VOLVO	C1377A	2005-94	MAZDA
			C1252	1994-88	SAAB	C1378	1993-90	MAZDA
C1202	1999-90	LEXUS	C1253	1994-88	SAAB	C1378A	2005-94	MAZDA
	1999-88	TOYOTA	C1258	1992-87	AUDI	C1379	2000-90	HONDA
C1202A	1996-92	LEXUS	C1259	1992-87	AUDI	C1380	2000-90	HONDA
	1996-90	TOYOTA	C1262	1992-90	DODGE	C1381	1993-90	HONDA
C1203	1999-90	LEXUS		1992-88	EAGLE	C1382	1993-90	HONDA
	1999-88	TOYOTA	C1263	1992-90	DODGE	C1383	1994-89	SUBARU
C1203A	1996-92	LEXUS		1992-88	EAGLE	C1384	1994-89	SUBARU
	1996-90	TOYOTA	C1264	1990-88	VOLVO	C1385	1995-89	BMW
C1206	1995-87	NISSAN / DATSUN TRUCK	C1264A	1990-83	VOLVO	C1386	1995-89	BMW
			C1265	1990-88	VOLVO	C1389	1990-89	PASSPORT

Buyer's Guide - Calipers

Part No.	Year	Make	Part No.	Year	Make	Part No.	Year	Make
C1389 cont'	1990-89	PONTIAC	C1469	1992-91	TOYOTA	C1513	1993-91	MITSUBISHI
C1390	1990-89	PASSPORT	C1470	1995-91	TOYOTA	C1514	1996-91	DODGE
	1990-89	PONTIAC	C1471	1995-91	TOYOTA		1999-91	MITSUBISHI
C1397	1990	NISSAN / DATSUN	C1472	1994-91	TOYOTA TRUCK	C1515	1996-91	DODGE
C1398	1990	NISSAN / DATSUN	C1473	1994-91	TOYOTA TRUCK		1999-91	MITSUBISHI
C1399	1992-90	NISSAN / DATSUN	C1474	1997-91	TOYOTA TRUCK	C1516	1996-91	DODGE
C1400	1992-90	NISSAN / DATSUN	C1475	1997-91	TOYOTA TRUCK		1999-91	MITSUBISHI
C1401	1993-90	ACURA	C1476	1991	TOYOTA TRUCK	C1517	1996-91	DODGE
	1991-90	HONDA	C1477	1991	TOYOTA TRUCK		1999-91	MITSUBISHI
C1402	1993-90	ACURA	C1478	1992-91	TOYOTA TRUCK	C1518	1994-91	DODGE
	1991-90	HONDA	C1479	1992-91	TOYOTA TRUCK		1995-91	MITSUBISHI
C1408	1996-90	NISSAN / DATSUN	C1486	1998	CHEVROLET TRUCK	C1519	1994-91	DODGE
C1409	1996-90	NISSAN / DATSUN					1995-91	MITSUBISHI
C1414	1994-89	HYUNDAI		1997-96	GEO TRUCK	C1532	1990	DODGE
C1415	1994-89	HYUNDAI		1997-96	PONTIAC TRUCK		1990	MITSUBISHI
C1416	1994-90	ASUNA		1998-91	SUZUKI TRUCK	C1533	1990	DODGE
	1993-90	GEO	C1487	1998	CHEVROLET TRUCK		1990	MITSUBISHI
	1993-90	ISUZU				C1534	1996-91	SUBARU
C1417	1994-90	ASUNA		1997-96	GEO TRUCK	C1535	1996-91	SUBARU
	1993-90	GEO		1997-96	PONTIAC TRUCK	C1536	1994-91	SUBARU
	1993-90	ISUZU		1998-91	SUZUKI TRUCK	C1537	1994-91	SUBARU
C1420	1990	GEO	C1488	1994-89	SUZUKI	C1538	1991-89	CHEVROLET
C1421	1990	GEO	C1489	1994-89	SUZUKI		1994-89	GEO
C1430	1992-86	VOLKSWAGEN TRUCK	C1490	1994-89	SUZUKI		1994-89	PONTIAC
			C1491	1994-89	SUZUKI		1994-89	SUZUKI
C1431	1992-86	VOLKSWAGEN TRUCK	C1492	2005-90	HYUNDAI	C1539	1991-89	CHEVROLET
				1994-90	MITSUBISHI		1994-89	GEO
C1432	1992-86	VOLKSWAGEN TRUCK	C1493	2005-90	HYUNDAI		1994-89	PONTIAC
				1994-90	MITSUBISHI		1994-89	SUZUKI
C1433	1992-86	VOLKSWAGEN TRUCK	C1494	1994-91	HYUNDAI	C1542	1995-89	BMW
			C1495	1994-91	HYUNDAI	C1543	1995-89	BMW
C1436	1990-88	BMW	C1500	1990	DODGE	C1544	1986-82	BMW
C1437	1990-88	BMW		1990	EAGLE	C1545	1986-82	BMW
C1438	1997-91	BMW		1990	MITSUBISHI	C1546	1993-90	VOLKSWAGEN
C1439	1997-91	BMW	C1501	1990	DODGE	C1547	1993-90	VOLKSWAGEN
C1440	1994-91	NISSAN / DATSUN		1990	EAGLE	C1550	1992-87	BMW
C1441	1994-91	NISSAN / DATSUN		1990	MITSUBISHI	C1551	1992-87	BMW
C1442	1994-91	NISSAN / DATSUN	C1502	1992-91	DODGE	C1552	1996-90	INFINITI
C1443	1994-91	NISSAN / DATSUN		1992	EAGLE	C1553	1996-90	INFINITI
C1444	1994-91	NISSAN / DATSUN		1992-91	MITSUBISHI	C1556	2001-94	ACURA
C1445	1994-91	NISSAN / DATSUN		1992-91	PLYMOUTH		2000-92	HONDA
C1446	1997-91	HONDA	C1503	1992-91	DODGE	C1557	2001-94	ACURA
C1447	1997-91	HONDA		1992	EAGLE		2000-92	HONDA
C1448	1998-91	ACURA		1992-91	MITSUBISHI	C1558	1992-90	INFINITI
	2004-95	HONDA TRUCK		1992-91	PLYMOUTH	C1559	1992-90	INFINITI
	1999-96	ISUZU TRUCK	C1504	1992	DODGE	C1560	1996-90	INFINITI
C1449	1998-91	ACURA		1992-91	EAGLE	C1561	1996-90	INFINITI
	2004-95	HONDA TRUCK		1992-91	MITSUBISHI	C1568	2000-92	TOYOTA
	1999-96	ISUZU TRUCK		1992	PLYMOUTH	C1569	2000-92	TOYOTA
C1450	1994-91	NISSAN / DATSUN	C1505	1992	DODGE	C1570	1993-92	LEXUS
C1451	1994-91	NISSAN / DATSUN		1992-91	EAGLE		1996-92	TOYOTA
C1452	1994-91	NISSAN / DATSUN		1992-91	MITSUBISHI	C1570A	1999-94	TOYOTA
C1453	1994-91	NISSAN / DATSUN		1992	PLYMOUTH	C1571	1993-92	LEXUS
C1456	1993-88	AUDI	C1506	1994-91	EAGLE		1996-92	TOYOTA
C1457	1993-88	AUDI		1994-91	MITSUBISHI	C1571A	1999-94	TOYOTA
C1458	1991-89	AUDI		1994-93	PLYMOUTH	C1572	1992-91	HYUNDAI
C1459	1991-89	AUDI	C1507	1994-91	EAGLE	C1573	1992-91	HYUNDAI
C1460	2001-95	ACURA		1994-91	MITSUBISHI	C1580	1992-88	MAZDA
	2001-95	HONDA TRUCK		1994-93	PLYMOUTH	C1581	1992-88	MAZDA
	2001-91	HONDA	C1508	1994-91	EAGLE	C1582	1998-92	ACURA
	1999-96	ISUZU TRUCK		1994-90	MITSUBISHI		1997-91	HONDA
C1460A	1994-92	ACURA		1994-92	PLYMOUTH	C1583	1998-92	ACURA
C1461	2001-95	ACURA	C1509	1994-91	EAGLE		1997-91	HONDA
	2001-95	HONDA TRUCK		1994-90	MITSUBISHI	C1584	1996-91	TOYOTA TRUCK
	2001-91	HONDA		1994-92	PLYMOUTH	C1585	1996-91	TOYOTA TRUCK
	1999-96	ISUZU TRUCK	C1510	1994-92	DODGE	C1586	1993-91	ISUZU
C1461A	1994-92	ACURA		1996-91	EAGLE	C1587	1993-91	ISUZU
C1462	1998-91	ACURA		1995-92	MITSUBISHI TRUCK	C1588	1993-90	ISUZU
	2002-98	HONDA		1994-91	MITSUBISHI	C1589	1993-90	ISUZU
C1463	1998-91	ACURA		1994-92	PLYMOUTH	C1590	1997-93	GEO
	2002-98	HONDA	C1511	1994-92	DODGE		1997-93	TOYOTA
C1464	1999-91	TOYOTA		1996-91	EAGLE	C1591	1997-93	GEO
C1465	1999-91	TOYOTA		1995-92	MITSUBISHI TRUCK		1997-93	TOYOTA
C1466	1995-91	TOYOTA		1994-91	MITSUBISHI	C1592	1991-86	PORSCHE
C1467	1995-91	TOYOTA		1994-92	PLYMOUTH	C1593	1991-86	PORSCHE
C1468	1992-91	TOYOTA	C1512	1993-91	MITSUBISHI	C1594	1997-93	FORD

Buyer's Guide - Calipers

Part No.	Year	Make	Part No.	Year	Make	Part No.	Year	Make
C1594 cont'	2002-93	MAZDA	C1640A	1995-92	TOYOTA	C1694 cont'	1998-95	EAGLE
C1595	1997-93	FORD	C1641	1999-93	TOYOTA		1999-94	MITSUBISHI
	2002-93	MAZDA	C1641A	1995-92	TOYOTA	C1694A	2005-01	CHRYSLER
C1596	1997-93	FORD	C1642	1995-94	SUZUKI TRUCK		2005-01	DODGE
	1997-93	MAZDA	C1643	1995-93	LEXUS		2001-99	MITSUBISHI
C1596A	2002-98	MAZDA	C1643A	1997-96	LEXUS	C1695	2000-95	CHRYSLER
C1597	1997-93	FORD	C1644	1995-93	LEXUS		2000-95	DODGE
	1997-93	MAZDA	C1644A	1997-96	LEXUS		1998-95	EAGLE
C1597A	2002-98	MAZDA	C1645	2000-92	LEXUS		1999-94	MITSUBISHI
C1598	1996-92	HONDA	C1645A	1996-92	LEXUS	C1695A	2005-01	CHRYSLER
C1599	1996-92	HONDA	C1646	2000-92	LEXUS		2005-01	DODGE
C1600	1998-91	TOYOTA TRUCK	C1646A	1996-92	LEXUS		2001-99	MITSUBISHI
C1601	1998-91	TOYOTA TRUCK	C1648	1995-93	LEXUS	C1696	1994-93	DODGE
C1602	1990	LEXUS	C1649	1995-93	LEXUS		1996-93	EAGLE
C1603	1990	LEXUS	C1653	1997-96	LEXUS TRUCK		1996-93	MITSUBISHI
C1604	1992-90	LEXUS		1997-93	TOYOTA TRUCK		1996-93	PLYMOUTH
C1605	1992-90	LEXUS	C1654	1997-96	LEXUS TRUCK	C1697	1994-93	DODGE
C1606	2000-93	LEXUS		1997-93	TOYOTA TRUCK		1996-93	EAGLE
C1607	2000-93	LEXUS	C1655	1997-96	LEXUS TRUCK		1996-93	MITSUBISHI
C1608	1997-92	LEXUS		1997-93	TOYOTA TRUCK		1996-93	PLYMOUTH
	1998-93	TOYOTA	C1656	1997-96	LEXUS TRUCK	C1698	1995-92	MAZDA
C1609	1997-92	LEXUS		1997-93	TOYOTA TRUCK	C1699	1995-92	MAZDA
	1998-93	TOYOTA	C1660	1996-94	LEXUS	C1702	2004-96	VOLVO
C1610	1992-90	LEXUS		1997-94	TOYOTA	C1703	2004-96	VOLVO
C1611	1992-90	LEXUS	C1661	1996-94	LEXUS	C1704	2005-94	MAZDA
C1612	2001-92	HONDA		1997-94	TOYOTA	C1705	2005-94	MAZDA
C1613	2001-92	HONDA	C1662	1998-93	TOYOTA TRUCK	C1706	1999-92	AUDI
C1614	1997-93	HONDA	C1663	1998-93	TOYOTA TRUCK	C1707	1999-92	AUDI
C1615	1997-93	HONDA	C1666	2001-93	NISSAN / DATSUN	C1708	2001-93	VOLVO
C1616	1996-91	ACURA	C1667	2001-93	NISSAN / DATSUN	C1709	2001-93	VOLVO
C1617	1996-91	ACURA	C1670	1998-92	LEXUS	C1710	1997-91	TOYOTA TRUCK
C1618	1998-92	BMW	C1671	1998-92	LEXUS	C1711	1997-91	TOYOTA TRUCK
C1618A	2007-99	BMW	C1672	2004-92	NISSAN / DATSUN TRUCK	C1712	1995-92	HYUNDAI
C1618B	2006-98	BMW				C1713	1995-92	HYUNDAI
C1619	1998-92	BMW	C1672A	2002-01	NISSAN / DATSUN TRUCK	C1714	1999-93	VOLKSWAGEN
C1619A	2007-99	BMW				C1715	1999-93	VOLKSWAGEN
C1619B	2006-98	BMW	C1673	2004-92	NISSAN / DATSUN TRUCK	C1716	1996-91	INFINITI
C1620	1999-92	BMW				C1717	1996-91	INFINITI
C1621	1999-92	BMW	C1673A	2002-01	NISSAN / DATSUN TRUCK	C1718	1994-93	DODGE
C1622	1998-91	VOLVO					1996-93	EAGLE
C1623	1998-91	VOLVO	C1674	1996-92	NISSAN / DATSUN		2000-93	MITSUBISHI
C1624	1993-88	VOLVO	C1675	1996-92	NISSAN / DATSUN		1994-93	PLYMOUTH
C1625	1993-88	VOLVO	C1676	2003-92	MITSUBISHI TRUCK	C1719	1994-93	DODGE
C1626	1994-91	EAGLE	C1676A	2004-00	MITSUBISHI TRUCK		1996-93	EAGLE
	1994-91	MITSUBISHI	C1677	2003-92	MITSUBISHI TRUCK		2000-93	MITSUBISHI
	1994-92	PLYMOUTH	C1677A	2004-00	MITSUBISHI TRUCK		1994-93	PLYMOUTH
C1627	1994-91	EAGLE	C1678	1997-90	MERCEDES-BENZ	C1720	2000-90	JAGUAR
	1994-91	MITSUBISHI	C1679	1997-90	MERCEDES-BENZ	C1721	2000-90	JAGUAR
	1994-92	PLYMOUTH	C1680	1989-86	MERCEDES-BENZ	C1724	1995-93	VOLKSWAGEN
C1628	1998-96	MAZDA TRUCK	C1681	1989-86	MERCEDES-BENZ	C1725	1995-93	VOLKSWAGEN
	1995-92	MAZDA	C1682	1993-87	MERCEDES-BENZ	C1728	1995-90	BMW
C1629	1998-96	MAZDA TRUCK	C1683	1993-87	MERCEDES-BENZ	C1729	1995-90	BMW
	1995-92	MAZDA	C1684	1993-90	MERCEDES-BENZ	C1732	2004-93	VOLVO
C1630	1994-93	EAGLE	C1685	1993-90	MERCEDES-BENZ	C1733	2004-93	VOLVO
	1994-91	MITSUBISHI	C1686	1992-90	MERCEDES-BENZ	C1734	2001-94	ACURA
	1994-93	PLYMOUTH	C1687	1992-90	MERCEDES-BENZ		1995-94	HONDA
C1631	1994-93	EAGLE	C1688	2000-87	MERCEDES-BENZ	C1735	2001-94	ACURA
	1994-91	MITSUBISHI	C1689	2000-87	MERCEDES-BENZ		1995-94	HONDA
	1994-93	PLYMOUTH	C1690	1995-92	MAZDA TRUCK	C1738	2000-92	MITSUBISHI TRUCK
C1632	1993-92	MAZDA TRUCK	C1690A	1998-96	MAZDA TRUCK	C1739	2000-92	MITSUBISHI TRUCK
C1633	1993-92	MAZDA TRUCK	C1690B	2006-00	MAZDA TRUCK	C1742	1997-93	INFINITI
C1634	1995-92	MAZDA	C1691	1995-92	MAZDA TRUCK	C1743	1997-93	INFINITI
C1635	1995-92	MAZDA	C1691A	1998-96	MAZDA TRUCK	C1744	1995-94	ACURA
C1636	1999-96	ACURA TRUCK	C1691B	2006-00	MAZDA TRUCK	C1745	1995-94	ACURA
	2002-94	HONDA TRUCK	C1692	2005-95	CHRYSLER	C1750	1994-93	LEXUS
	2004-92	ISUZU TRUCK		2005-95	DODGE	C1751	1994-93	LEXUS
C1637	1999-96	ACURA TRUCK		1998-95	EAGLE	C1752	1997-94	FORD
	2002-94	HONDA TRUCK		2005-95	MITSUBISHI		2002-01	KIA
	2004-92	ISUZU TRUCK	C1692A	1994	MITSUBISHI	C1752A	1997-94	FORD
C1638	1999-96	ACURA TRUCK	C1693	2005-95	CHRYSLER	C1753	1997-94	FORD
	2001-94	HONDA TRUCK		2005-95	DODGE		2002-01	KIA
	2002-92	ISUZU TRUCK		1998-95	EAGLE	C1753A	1997-94	FORD
C1639	1999-96	ACURA TRUCK		2005-95	MITSUBISHI	C1754	1991-87	STERLING
	2001-94	HONDA TRUCK	C1693A	1994	MITSUBISHI	C1755	1991-87	STERLING
	2002-92	ISUZU TRUCK	C1694	2000-95	CHRYSLER	C1756	1991-87	STERLING
C1640	1999-93	TOYOTA		2000-95	DODGE	C1757	1991-87	STERLING

Buyer's Guide - Calipers

Part No.	Year	Make	Part No.	Year	Make	Part No.	Year	Make
C1758	2003-97	FORD	C1823	1999-97	ACURA	C1902	1996-94	SAAB
	1998-95	MAZDA		1997	HONDA	C1903	1996-94	SAAB
	1999-97	MERCURY		C1824	1998-96	MERCEDES-BENZ	C1904	1998-95
C1759	2003-97	FORD	C1825	1998-96	MERCEDES-BENZ	C1905	1998-95	NISSAN / DATSUN
	1998-95	MAZDA	C1826	1998-96	HYUNDAI	C1906	1998-93	AUDI
	1999-97	MERCURY	C1827	1998-96	HYUNDAI	C1907	1998-93	AUDI
	C1762	1997-95	LEXUS	C1828	2002-96	TOYOTA TRUCK	C1908	2000-95
C1763	1997-95	LEXUS	C1829	2002-96	TOYOTA TRUCK	C1909	2000-95	LEXUS
C1764	2000-94	MINISUBISHI TRUCK	C1830	2004-96	TOYOTA TRUCK	C1910	2005-96	SUZUKI TRUCK
C1765	2000-94	MINISUBISHI TRUCK	C1831	2004-96	TOYOTA TRUCK	C1911	2005-96	SUZUKI TRUCK
C1768	2001-93	INFINITI	C1832	2000-97	ACURA	C1914	1995-94	HYUNDAI
C1769	2001-93	INFINITI		2010-96	HONDA	C1915	1995-94	HYUNDAI
C1770	1998-93	TOYOTA TRUCK	C1833	2000-97	ACURA	C1916	2001-96	HYUNDAI
C1771	1998-93	TOYOTA TRUCK		2010-96	HONDA	C1917	2001-96	HYUNDAI
C1772	1996-95	TOYOTA	C1834	1998-94	HYUNDAI	C1930	1999-94	MINISUBISHI
C1773	1996-95	TOYOTA	C1835	1998-94	HYUNDAI	C1931	1999-94	MINISUBISHI
C1776	1999-94	TOYOTA	C1836	1996-95	BMW	C1932	1998-95	PORSCHE
C1777	1999-94	TOYOTA	C1837	1996-95	BMW	C1933	1998-95	PORSCHE
C1778A	1996-94	TOYOTA	C1840	2000-97	BMW	C1934	1999-94	MINISUBISHI
C1779A	1996-94	TOYOTA	C1840A	2003-01	BMW	C1935	1999-94	MINISUBISHI
C1782	1996-95	TOYOTA	C1840B	2006-00	BMW TRUCK	C1938	2003-97	BMW
C1782A	1999-97	TOYOTA	C1840C	2001-97	BMW	C1939	2003-97	BMW
C1783	1996-95	TOYOTA	C1840NB	2005-03	LAND ROVER	C1940	1991-89	AUDI
C1783A	1999-97	TOYOTA	C1841	2000-97	BMW	C1941	1991-89	AUDI
C1784	2004-95	TOYOTA TRUCK	C1841A	2003-01	BMW	C1942	1994-90	PORSCHE
C1785	2004-95	TOYOTA TRUCK	C1841B	2006-00	BMW TRUCK	C1943	1994-90	PORSCHE
C1788	1995-90	JAGUAR	C1841C	2001-97	BMW	C1944	1996-95	SUZUKI
C1789	1995-90	JAGUAR	C1841NB	2005-03	LAND ROVER	C1945	1996-95	SUZUKI
C1790	1996-94	TOYOTA	C1842	1997-96	LEXUS	C1946	2001-97	SUBARU
C1791	1996-94	TOYOTA	C1843	1997-96	LEXUS	C1947	2001-97	SUBARU
C1792	1999-95	NISSAN / DATSUN	C1848	2006-92	MERCEDES-BENZ	C1948	2002-98	SUBARU TRUCK
C1792A	1997-95	NISSAN / DATSUN	C1849	2006-92	MERCEDES-BENZ	C1948A	2002-97	SUBARU
C1793	1999-95	NISSAN / DATSUN	C1850	1999-92	MERCEDES-BENZ	C1948A	2002-01	SUBARU
C1793A	1997-95	NISSAN / DATSUN	C1851	1999-92	MERCEDES-BENZ	C1949	2002-98	SUBARU TRUCK
C1794	1995-93	AUDI	C1852	1992	MERCEDES-BENZ	C1949	2002-97	SUBARU
C1795	1995-93	AUDI	C1853	1992	MERCEDES-BENZ	C1949A	2002-01	SUBARU
C1798	1997-94	HYUNDAI	C1854	1998-93	TOYOTA	C1950	1995-86	PORSCHE
C1799	1997-94	HYUNDAI	C1855	1998-93	TOYOTA	C1951	1995-86	PORSCHE
C1800	1999-95	NISSAN / DATSUN	C1856	1992	MERCEDES-BENZ	C1952	1995-86	PORSCHE
C1801	1999-95	NISSAN / DATSUN	C1857	1992	MERCEDES-BENZ	C1953	1995-86	PORSCHE
C1802	1996-94	SAAB	C1858	1995-92	MERCEDES-BENZ	C1954	1998-92	PORSCHE
C1803	1996-94	SAAB	C1859	1995-92	MERCEDES-BENZ	C1955	1998-92	PORSCHE
C1804	1998-95	BMW	C1860	2003-92	MERCEDES-BENZ	C1956	1994-91	PORSCHE
C1805	1998-95	BMW	C1861	2003-92	MERCEDES-BENZ	C1957	1994-91	PORSCHE
C1808	1996-95	NISSAN / DATSUN	C1862	1999-93	MERCEDES-BENZ	C1960	1997-92	SUBARU
C1809	1996-95	NISSAN / DATSUN	C1863	1999-93	MERCEDES-BENZ	C1961	1997-92	SUBARU
C1810	2001-95	MAZDA	C1864	1995-94	MERCEDES-BENZ	C1962	1996-93	SUBARU
C1811	2001-95	MAZDA	C1865	1995-94	MERCEDES-BENZ	C1963	1996-93	SUBARU
C1812	2000-96	TOYOTA TRUCK	C1866	1999-94	MERCEDES-BENZ	C1964	1996-93	SUBARU
C1813	2000-96	TOYOTA TRUCK	C1867	1999-94	MERCEDES-BENZ	C1965	1996-93	SUBARU
C1814	1997	INFINITI TRUCK	C1868	2007-94	MERCEDES-BENZ	C1966	1996-91	ACURA
		NISSAN / DATSUN TRUCK	C1869	2007-94	MERCEDES-BENZ	C1967	1996-91	ACURA
			C1874	1998-94	MERCEDES-BENZ	C1968	1996-93	MAZDA
C1814A	1999-98	NISSAN / DATSUN TRUCK	C1875	1998-94	MERCEDES-BENZ	C1969	1996-93	MAZDA
			C1876	2004-96	MERCEDES-BENZ	C1970	1996-93	MAZDA
			C1877	2004-96	MERCEDES-BENZ	C1971	1996-93	MAZDA
C1815	1997	INFINITI TRUCK	C1878	1998-95	BMW	C1972	1992	VOLKSWAGEN TRUCK
		NISSAN / DATSUN TRUCK	C1879	1998-95	BMW			
			C1882	1995-92	BMW	C1973	1992	VOLKSWAGEN TRUCK
C1815A	1999-98	NISSAN / DATSUN TRUCK	C1883	1995-92	BMW			
			C1886	2001-95	BMW	C1974	2001-97	LEXUS
			C1887	2001-95	BMW	2004-97	TOYOTA	
C1816	2001-96	AUDI	C1888	2001-95	BMW	C1974A	2001-99	LEXUS TRUCK
	2005-00	VOLKSWAGEN	C1889	2001-95	BMW	C1974B	2003-02	LEXUS TRUCK
C1816NB	2006-00	AUDI	C1890	1998-95	BMW	C1975	2001-97	LEXUS
	2003-98	VOLKSWAGEN	C1891	1998-95	BMW	2004-97	TOYOTA	
			C1892	1998-93	TOYOTA	C1975A	2001-99	LEXUS TRUCK
C1817	2001-96	AUDI	C1893	1998-93	TOYOTA	C1975B	2003-02	LEXUS TRUCK
	2005-00	VOLKSWAGEN	C1894	1998-93	TOYOTA	C1976	1997-96	AUDI
C1817NB	2006-00	AUDI	C1895	1998-93	TOYOTA	C1977	1997-96	AUDI
	2003-98	VOLKSWAGEN	C1896	1995-92	TOYOTA	C1978	2001-96	AUDI
C1818	2002-95	MAZDA	C1897	1995-92	TOYOTA	C1979	2001-96	AUDI
C1819	2002-95	MAZDA	C1898	1997-93	BMW	C1980	1998-94	AUDI
C1820	2008-04	CHRYSLER	C1899	1997-93	BMW	C1981	1998-94	AUDI
	2004-96	MERCEDES-BENZ	C1900	1995-91	BMW	C1982	1995-93	AUDI
C1821	2008-04	CHRYSLER	C1901	1995-91	BMW	C1983	1995-93	AUDI
	2004-96	MERCEDES-BENZ						
C1822	1999-97	ACURA						
	1997	HONDA						

Buyer's Guide - Calipers

Part No.	Year	Make	Part No.	Year	Make	Part No.	Year	Make
C1984	1995-93	VOLKSWAGEN	C2067A con	2008-04	SUBARU TRUCK	C2575 cont'	2005-00	VOLKSWAGEN
C1985	1995-93	VOLKSWAGEN		2007-04	SUBARU	C2576	2006-00	AUDI
C1986	1995-93	MAZDA TRUCK	C2068	2008-04	ACURA		2008-00	VOLKSWAGEN
C1987	1995-93	MAZDA TRUCK		2007-98	HONDA	C2577	2006-00	AUDI
C1994	1993-90	MERCEDES-BENZ	C2069	2008-04	ACURA		2008-00	VOLKSWAGEN
C1995	1993-90	MERCEDES-BENZ		2007-98	HONDA	C2578	2003-98	INFINITI TRUCK
C1996	1998-95	PORSCHE	C2070	1999-87	LAND ROVER		2004-99	NISSAN / DATSUN TRUCK
C1997	1998-95	PORSCHE	C2070A	1999-87	LAND ROVER	C2579	2003-98	INFINITI TRUCK
C1998	1998-95	PORSCHE	C2071	1999-87	LAND ROVER		2004-99	NISSAN / DATSUN TRUCK
C1999	1998-95	PORSCHE	C2071A	1999-87	LAND ROVER			
C2000	2001-96	INFINITI	C2074	2002-96	BMW	C2580	2002-00	TOYOTA
	2001-95	NISSAN / DATSUN	C2075	2002-96	BMW	C2580A	2010-05	SCION
C2001	2001-96	INFINITI	C2076	2000-98	TOYOTA TRUCK		2005-03	TOYOTA
	2001-95	NISSAN / DATSUN	C2076A	2001-00	TOYOTA	C2581	2002-00	TOYOTA
C2004	2001-98	CHEVROLET	C2077	2000-98	TOYOTA TRUCK	C2581A	2010-05	SCION
	1997-95	GEO	C2077A	2001-00	TOYOTA		2005-03	TOYOTA
	2000-95	PONTIAC	C2080	2002-95	LAND ROVER	C2582	2006-03	SUBARU TRUCK
	2001-95	SUZUKI	C2081	2002-95	LAND ROVER		2004-00	SUBARU
C2005	2001-98	CHEVROLET	C2082	1999-93	LAND ROVER	C2583	2006-03	SUBARU TRUCK
	1997-95	GEO	C2082A	1999-94	LAND ROVER		2004-00	SUBARU
	2000-95	PONTIAC	C2082B	1999-94	LAND ROVER	C2584	2010-99	ACURA
	2001-95	SUZUKI	C2082C	1999-94	LAND ROVER		2010-03	HONDA
C2012	2004-95	TOYOTA TRUCK	C2083	1999-93	LAND ROVER	C2585	2010-99	ACURA
C2013	2004-95	TOYOTA TRUCK	C2083A	1999-94	LAND ROVER		2010-03	HONDA
C2014	2006-00	AUDI	C2083B	1999-94	LAND ROVER	C2586	2002-98	KIA TRUCK
	2008-96	VOLKSWAGEN	C2083C	1999-94	LAND ROVER	C2587	2002-98	KIA TRUCK
C2014A	2005-96	VOLKSWAGEN	C2084	1997-94	LAND ROVER	C2588	2008-99	ACURA
C2015	2006-00	AUDI	C2085	1997-94	LAND ROVER		2010-03	HONDA TRUCK
	2008-96	VOLKSWAGEN	C2086	1994-90	AUDI	C2589	2008-99	ACURA
C2015A	2005-96	VOLKSWAGEN	C2087	1994-90	AUDI		2010-03	HONDA TRUCK
C2018	2001-93	VOLKSWAGEN TRUCK	C2088	2002-98	HONDA	C2590	2004-03	VOLVO TRUCK
			C2089	2002-98	HONDA		2005-99	VOLVO
C2019	2001-93	VOLKSWAGEN TRUCK	C2090	2002-98	HONDA	C2590A	2007-03	VOLVO TRUCK
			C2091	2002-98	HONDA		2007-99	VOLVO
C2024	1998-95	JAGUAR	C2094	1991-90	AUDI	C2591	2004-03	VOLVO TRUCK
C2025	1998-95	JAGUAR	C2095	1991-90	AUDI		2005-99	VOLVO
C2026	1994-89	PORSCHE	C2096	2001-97	VOLKSWAGEN TRUCK	C2591A	2007-03	VOLVO TRUCK
C2027	1994-89	PORSCHE					2007-99	VOLVO
C2036	2003-97	SAAB	C2097	2001-97	VOLKSWAGEN TRUCK	C2592	2003-99	LEXUS TRUCK
C2037	2003-97	SAAB				C2593	2003-99	LEXUS TRUCK
C2038	2003-97	SAAB	C2098	1998-96	MERCEDES-BENZ	C2594	2000	TOYOTA
	2005-00	SATURN	C2099	1998-96	MERCEDES-BENZ	C2595	2000	TOYOTA
C2038B	2002-00	SAAB	C2100	1997-95	KIA TRUCK	C2596	2004-99	ACURA
C2038C	2007-02	SAAB	C2101	1997-95	KIA TRUCK	C2597	2004-99	ACURA
C2039	2003-97	SAAB	C2102	1998-97	HYUNDAI	C2598	2004-00	TOYOTA
	2005-00	SATURN	C2103	1998-97	HYUNDAI	C2599	2004-00	TOYOTA
C2039B	2002-00	SAAB	C2104	1999-97	HYUNDAI	C2600	2007-03	VOLVO TRUCK
C2039C	2007-02	SAAB	C2105	1999-97	HYUNDAI		2007-99	VOLVO
C2040	2006-97	JAGUAR	C2106	1997-96	VOLKSWAGEN	C2601	2007-03	VOLVO TRUCK
C2041	2006-97	JAGUAR	C2107	1997-96	VOLKSWAGEN		2007-99	VOLVO
C2042	1999-97	JAGUAR	C2108	2004-98	AUDI	C2602	2003-99	MAZDA
C2043	1999-97	JAGUAR		2005-98	VOLKSWAGEN	C2603	2003-99	MAZDA
C2046	2002-97	SUZUKI	C2109	2004-98	AUDI	C2604	2001-00	INFINITI
C2047	2002-97	SUZUKI		2005-98	VOLKSWAGEN		2001-00	NISSAN / DATSUN
C2048	2002-98	CHEVROLET	C2110	2008-98	VOLKSWAGEN	C2605	2001-00	INFINITI
	2002-98	TOYOTA	C2111	2008-98	VOLKSWAGEN		2001-00	NISSAN / DATSUN
C2049	2002-98	CHEVROLET	C2112	2005-98	MERCEDES-BENZ TRUCK	C2606	2004-00	VOLVO
	2002-98	TOYOTA				C2607	2004-00	VOLVO
C2054	2004-97	MITSUBISHI	C2113	2005-98	MERCEDES-BENZ TRUCK	C2608	2003-99	MAZDA
C2055	2004-97	MITSUBISHI				C2609	2003-99	MAZDA
C2056	2000-97	VOLKSWAGEN TRUCK	C2114	2005-98	MERCEDES-BENZ TRUCK	C2610	2001-00	LEXUS
			C2115	2005-98	MERCEDES-BENZ TRUCK		2001-00	TOYOTA
C2057	2000-97	VOLKSWAGEN TRUCK				C2611	2001-00	LEXUS
			C2568	1999-91	VOLVO		2001-00	TOYOTA
C2058	1995-94	MERCEDES-BENZ	C2570	2000	AUDI	C2612	2006-03	PONTIAC
C2059	1995-94	MERCEDES-BENZ		2000-98	VOLKSWAGEN		2008-00	TOYOTA
C2064	2004-95	LAND ROVER	C2570A	2002-99	VOLKSWAGEN	C2613	2006-03	PONTIAC
C2065	2004-95	LAND ROVER		2000	AUDI		2008-00	TOYOTA
C2066	2003-98	SUBARU TRUCK	C2571	2000-98	VOLKSWAGEN	C2614	2005-01	CHRYSLER
	2003-99	SUBARU		2002-99	VOLKSWAGEN		2005-01	DODGE
C2066A	2006-05	SAAB	C2571A	2002-99	VOLKSWAGEN		2007-01	MITSUBISHI
	2008-04	SUBARU TRUCK	C2572	2000-99	VOLKSWAGEN	C2614A	2005-03	MITSUBISHI TRUCK
	2007-04	SUBARU	C2573	2000-99	VOLKSWAGEN		2006-04	MITSUBISHI
C2067	2003-98	SUBARU TRUCK	C2574	2006-00	AUDI	C2614C	2010-04	MITSUBISHI
	2003-99	SUBARU		2005-00	VOLKSWAGEN	C2615	2005-01	CHRYSLER
C2067A	2006-05	SAAB	C2575	2006-00	AUDI			

Buyer's Guide - Calipers

Part No.	Year	Make	Part No.	Year	Make	Part No.	Year	Make
C2615 cont'	2005-01	DODGE	C2667	2006-01	MINI	C2709	2006-01	LEXUS
	2007-01	MINI	C2668	2007-03	HONDA	C2710	2006-01	HYUNDAI TRUCK
C2615A	2005-03	MINI	C2669	2007-03	HONDA		2003-01	HYUNDAI
	2006-04	MINI	C2670	2008-03	HONDA TRUCK	C2710A	2003-01	HYUNDAI TRUCK
C2615C	2010-04	MINI	C2671	2008-03	HONDA TRUCK	C2711	2006-01	HYUNDAI TRUCK
C2616	2002-00	MINI	C2672	2002	KIA		2003-01	HYUNDAI
C2617	2002-00	MINI	C2673	2002	KIA	C2711A	2003-01	HYUNDAI TRUCK
C2618	2006-00	NISSAN / DATSUN	C2674	2006-01	ACURA TRUCK	C2712	2007-00	TOYOTA TRUCK
C2619	2006-00	NISSAN / DATSUN		2008-03	HONDA TRUCK	C2713	2007-00	TOYOTA TRUCK
C2620	2003-00	TOYOTA	C2675	2006-01	ACURA TRUCK	C2714	2010-04	TOYOTA TRUCK
C2621	2003-00	TOYOTA		2008-03	HONDA TRUCK		2008-04	TOYOTA
C2622	2002-98	MAZDA	C2676	2004-02	HONDA TRUCK	C2715	2010-04	TOYOTA TRUCK
C2623	2002-98	MAZDA	C2677	2004-02	HONDA TRUCK		2008-04	TOYOTA
C2624	2004-98	KIA	C2678	2006-01	ACURA	C2718	2006-00	AUDI
C2625	2004-98	KIA		2005-02	HONDA	C2719	2006-00	AUDI
C2626	2001-99	INFINITI	C2679	2006-01	ACURA	C2720	2005-00	AUDI
	2003-00	NISSAN / DATSUN		2005-02	HONDA		2005-04	VOLKSWAGEN
C2626A	2002	INFINITI	C2680	2007-02	MINI	C2721	2005-00	AUDI
	2006-04	NISSAN / DATSUN	C2681	2007-02	MINI		2005-04	VOLKSWAGEN
C2627	2001-99	INFINITI	C2682	2006-05	SAAB	C2722	2001-00	AUDI
	2003-00	NISSAN / DATSUN		2009-02	SUBARU	C2723	2001-00	AUDI
C2627A	2002	INFINITI	C2682B	2009-03	SUBARU TRUCK	C2724	2003-02	MINI
	2006-04	NISSAN / DATSUN		2009-04	SUBARU	C2725	2003-02	MINI
C2628	2004-97	MINI	C2682C	2006-05	SAAB	C2726	2010-03	TOYOTA TRUCK
C2629	2004-97	MINI		2006-03	SUBARU TRUCK	C2727	2010-03	TOYOTA TRUCK
C2630	2007-00	LEXUS TRUCK		2007-02	SUBARU	C2728	2003-00	BMW
	2007-99	TOYOTA TRUCK	C2683	2006-05	SAAB	C2729	2003-00	BMW
C2631	2007-00	LEXUS TRUCK		2009-02	SUBARU	C2730	2009-00	HONDA
	2007-99	TOYOTA TRUCK	C2683B	2009-03	SUBARU TRUCK	C2731	2009-00	HONDA
C2632	2003-00	TOYOTA TRUCK		2009-04	SUBARU	C2732	1999-98	BMW
C2633	2003-00	TOYOTA TRUCK	C2683C	2006-05	SAAB	C2733	1999-98	BMW
C2634	2002-98	LEXUS TRUCK		2006-03	SUBARU TRUCK	C2734	2002-98	BMW
	2002-98	TOYOTA TRUCK		2007-02	SUBARU	C2735	2002-98	BMW
C2635	2002-98	LEXUS TRUCK	C2684	2006-02	LEXUS		2010	TOYOTA TRUCK
	2002-98	TOYOTA TRUCK		2006-02	TOYOTA	C2736	2010-03	LEXUS TRUCK
C2636	2005-98	AUDI	C2684A	2003-02	LEXUS		2010-01	TOYOTA TRUCK
	2005-99	VOLKSWAGEN		2003-01	TOYOTA TRUCK	C2737	2010-03	LEXUS TRUCK
C2637	2005-98	AUDI	C2684B	2003-01	TOYOTA TRUCK		2007-01	TOYOTA TRUCK
	2005-99	VOLKSWAGEN	C2685	2006-02	LEXUS	C2738	2005-01	MAZDA
C2638	2004-00	NISSAN / DATSUN TRUCK		2006-02	TOYOTA	C2739	2005-01	MAZDA
			C2685A	2003-02	LEXUS	C2740	2002-99	DAEWOO
C2639	2004-00	NISSAN / DATSUN TRUCK		2003-01	TOYOTA TRUCK	C2741	2002-99	DAEWOO
			C2685B	2003-01	TOYOTA TRUCK	C2742	2003-01	MAZDA
C2640	2000-99	BMW	C2688	2005-01	TOYOTA TRUCK	C2743	2003-01	MAZDA
C2640A	2008-99	BMW	C2689	2005-01	TOYOTA TRUCK	C2744	2004-00	VOLVO
C2641	2000-99	BMW	C2690	2004-02	INFINITI	C2745	2004-00	VOLVO
C2641A	2008-99	BMW		2008-02	NISSAN / DATSUN	C2746	2009-02	SAAB
C2642	2002-99	DAEWOO	C2690A	2005-03	INFINITI	C2747	2009-02	SAAB
C2643	2002-99	DAEWOO		2005-03	NISSAN / DATSUN	C2748	1992-87	BMW
C2644	2002-01	ACURA TRUCK	C2691	2004-02	INFINITI	C2749	1992-87	BMW
	2004-99	HONDA TRUCK		2008-02	NISSAN / DATSUN	C2750	2006-00	SAAB
C2645	2002-01	ACURA TRUCK	C2691A	2005-03	INFINITI	C2751	2006-00	SAAB
	2004-99	HONDA TRUCK		2005-03	NISSAN / DATSUN	C2752	2006-01	BMW
C2646	2002-99	HYUNDAI	C2692	2004-02	KIA TRUCK	C2753	2006-01	BMW
C2647	2002-99	HYUNDAI	C2693	2004-02	KIA TRUCK	C2754	2002-00	TOYOTA
C2648	2004-99	HYUNDAI	C2694	2003-01	TOYOTA TRUCK	C2755	2002-00	TOYOTA
	2003-01	KIA	C2695	2003-01	TOYOTA TRUCK	C2756	2005-03	TOYOTA
C2649	2004-99	HYUNDAI	C2696	2008-02	TOYOTA	C2757	2005-03	TOYOTA
	2003-01	KIA	C2697	2008-02	TOYOTA	C2758	2005-00	AUDI
C2650	2005-00	TOYOTA	C2698	2008-03	PONTIAC		2005-02	VOLKSWAGEN
C2651	2005-00	TOYOTA		2008-03	TOYOTA	C2759	2005-00	AUDI
C2652	2006-01	HYUNDAI TRUCK	C2699	2008-03	PONTIAC		2005-02	VOLKSWAGEN
C2653	2006-01	HYUNDAI TRUCK		2008-03	TOYOTA	C2760	2006-00	HONDA
C2656	2006-01	MINI	C2700	2000	TOYOTA	C2761	2006-00	HONDA
C2657	2006-01	MINI	C2701	2000	TOYOTA	C2762	2003-01	TOYOTA
C2658	2003-01	ACURA	C2702	2006-02	TOYOTA	C2762A	2006-04	SCION
	2005-01	HONDA	C2702A	2004-02	TOYOTA	C2763	2003-01	TOYOTA
C2659	2003-01	ACURA	C2703	2006-02	TOYOTA	C2763A	2006-04	SCION
	2005-01	HONDA	C2703A	2004-02	TOYOTA	C2764	2006-01	LEXUS
C2660	2010-03	HONDA	C2704	2005-99	HYUNDAI	C2765	2006-01	LEXUS
C2661	2010-03	HONDA		2006-02	KIA	C2766	2009-03	LEXUS TRUCK
C2662	2010-02	HONDA TRUCK	C2705	2005-99	HYUNDAI		2009-03	TOYOTA TRUCK
C2663	2010-02	HONDA TRUCK		2006-02	KIA	C2767	2009-03	LEXUS TRUCK
C2664	2007-01	TOYOTA TRUCK	C2706	2005-03	MAZDA		2009-03	TOYOTA TRUCK
C2665	2007-01	TOYOTA TRUCK	C2707	2005-03	MAZDA	C2768	2007-03	LEXUS TRUCK
C2666	2006-01	MINI	C2708	2006-01	LEXUS		2007-03	TOYOTA TRUCK

Buyer's Guide - Calipers

Part No.	Year	Make	Part No.	Year	Make	Part No.	Year	Make
C2769	2007-03	LEXUS TRUCK	C2818	2006-03	ACURA TRUCK	C2876	2005-03	INFINITI TRUCK
	2007-03	TOYOTA TRUCK	C2819	2006-03	ACURA TRUCK	C2877	2005-03	INFINITI TRUCK
C2770	2010-02	BMW	C2820	2004-03	KIA TRUCK	C2878	2006-01	BMW
C2771	2010-02	BMW	C2821	2004-03	KIA TRUCK	C2879	2006-01	BMW
C2772	2005-02	AUDI	C2822	2006-99	JAGUAR	C2880	2009-03	NISSAN / DATSUN TRUCK
C2773	2005-02	AUDI	C2823	2006-99	JAGUAR			
C2774	2010-98	LEXUS	C2824	2000	VOLVO	C2881	2009-03	NISSAN / DATSUN TRUCK
C2775	2010-98	LEXUS	C2825	2000	VOLVO			
C2776	2008-02	MINI	C2826	2000	VOLVO	C2882	2010-98	MERCEDES-BENZ
C2777	2008-02	MINI	C2827	2000	VOLVO	C2883	2010-98	MERCEDES-BENZ
C2778	2005-01	LEXUS	C2828	2005-02	LAND ROVER	C2890	2006-02	AUDI
C2779	2005-01	LEXUS	C2829	2005-02	LAND ROVER	C2890A	2006-02	AUDI
C2780	2009-02	NISSAN / DATSUN	C2830	2006-02	LEXUS	C2891	2006-02	AUDI
C2781	2009-02	NISSAN / DATSUN	C2831	2006-02	LEXUS	C2891A	2006-02	AUDI
C2782	2009-04	LEXUS TRUCK	C2832	2006-03	HYUNDAI	C2898	2006-03	SAAB
	2008-06	TOYOTA TRUCK		2006-04	KIA	C2899	2006-03	SAAB
C2783	2009-04	LEXUS TRUCK	C2832A	2005	HYUNDAI	C2900	2005-02	MERCEDES-BENZ TRUCK
	2008-06	TOYOTA TRUCK	C2833	2006-03	HYUNDAI			
C2784	2000-97	AUDI		2006-04	KIA	C2901	2005-02	MERCEDES-BENZ TRUCK
C2785	2000-97	AUDI	C2833A	2005	HYUNDAI			
C2786	2008-03	INFINITI TRUCK	C2834	2002-99	DAEWOO	C2904	2007-04	TOYOTA TRUCK
C2787	2008-03	INFINITI TRUCK	C2835	2002-99	DAEWOO	C2905	2007-04	TOYOTA TRUCK
C2788	2000	VOLVO	C2836	1998-96	VOLKSWAGEN	C2910	2006-05	HONDA TRUCK
C2789	2000	VOLVO	C2837	1998-96	VOLKSWAGEN	C2910A	2007	ACURA TRUCK
C2790	2006-02	INFINITI	C2838	2005-01	LEXUS		2010-07	HONDA TRUCK
C2791	2006-02	INFINITI	C2839	2005-01	LEXUS	C2911	2006-05	HONDA TRUCK
C2792	2004-03	INFINITI	C2840	2010-98	LEXUS	C2911A	2007	ACURA TRUCK
	2009-03	NISSAN / DATSUN TRUCK	C2841	2010-98	LEXUS		2010-07	HONDA TRUCK
	2005-03	NISSAN / DATSUN TRUCK	C2842	2002-99	DAEWOO	C2912	2005-03	SAAB
C2792A	2009-05	INFINITI	C2843	2002-99	DAEWOO	C2913	2005-03	SAAB
	2009-06	NISSAN / DATSUN TRUCK	C2844	2004-01	KIA	C2914	2005-04	HYUNDAI
			C2845	2004-01	KIA	C2914A	2006-04	KIA
C2793	2004-03	INFINITI	C2848	2005-03	HYUNDAI	C2915	2005-04	HYUNDAI
	2009-03	NISSAN / DATSUN TRUCK	C2849	2005-03	HYUNDAI	C2915A	2006-04	KIA
	2005-03	NISSAN / DATSUN TRUCK	C2850	2003	MAZDA	C2916	2006-05	HONDA TRUCK
C2793A	2009-05	INFINITI	C2851	2003	MAZDA	C2917	2006-05	HONDA TRUCK
	2009-06	NISSAN / DATSUN TRUCK	C2852	1999	SAAB	C2918	2005-03	KIA
			C2853	1999	SAAB	C2919	2005-03	KIA
C2794	2003-98	BMW	C2854	2005-01	HYUNDAI	C2920	2008-04	MINI TRUCK
C2795	2003-98	BMW		2005	KIA	C2921	2008-04	MINI TRUCK
C2796	2006-02	ACURA	C2855	2005-01	HYUNDAI	C2922	2006-04	MAZDA TRUCK
	2010-03	HONDA		2005	KIA	C2923	2006-04	MAZDA TRUCK
C2797	2006-02	ACURA	C2856	2004-01	INFINITI	C2926	2005-03	SAAB
	2010-03	HONDA		2003-01	NISSAN / DATSUN	C2927	2005-03	SAAB
C2798	2002-99	DAEWOO	C2857	2004-01	INFINITI	C2928	2010-05	HONDA TRUCK
C2799	2002-99	DAEWOO		2003-01	NISSAN / DATSUN	C2929	2010-05	HONDA TRUCK
C2800	2002	HONDA TRUCK	C2858	2005-03	MAZDA	C2930	2002-01	MAZDA
	2004-02	ISUZU TRUCK	C2859	2005-03	MAZDA	C2931	2002-01	MAZDA
C2801	2002	HONDA TRUCK	C2860	2008-01	BMW	C2932	2008-04	MINI TRUCK
	2004-02	ISUZU TRUCK	C2860A	2009-04	BMW TRUCK	C2933	2008-04	MINI TRUCK
C2802	2002-99	INFINITI	C2861	2008-01	BMW	C2934	2009-03	MERCEDES-BENZ
C2803	2002-99	INFINITI	C2861A	2009-04	BMW TRUCK	C2935	2009-03	MERCEDES-BENZ
C2804	2003	MAZDA	C2862	2005-02	SUZUKI	C2936	2006-03	MERCEDES-BENZ
C2805	2003	MAZDA	C2863	2005-02	SUZUKI	C2937	2006-03	MERCEDES-BENZ
C2806	2007-03	NISSAN / DATSUN	C2868	2003-00	BMW	C2938	2006-03	MERCEDES-BENZ
C2807	2007-03	NISSAN / DATSUN	C2869	2003-00	BMW	C2939	2006-03	MERCEDES-BENZ
C2808	2006-02	ACURA	C2870	2006-02	INFINITI	C2940	2010-04	BMW
	2010-00	HONDA		2009-07	NISSAN / DATSUN	C2941	2010-04	BMW
C2809	2006-02	ACURA	C2870A	2007-05	INFINITI	C2942	2004	MAZDA
	2010-00	HONDA		2009-06	NISSAN / DATSUN	C2942A	2004	MAZDA
C2810	2002-99	DAEWOO	C2870B	2010-08	INFINITI TRUCK	C2942B	2006-05	MAZDA
	2008	SUZUKI		2010-06	INFINITI	C2942C	2007-05	MAZDA
C2810A	2010-04	CHEVROLET		2010-09	NISSAN / DATSUN	C2942NB	2010-07	MAZDA
	2009-05	PONTIAC	C2871	2006-02	INFINITI		2009-04	VOLVO
	2007-04	SUZUKI		2009-07	NISSAN / DATSUN	C2943	2004	MAZDA
C2811	2002-99	DAEWOO	C2871A	2007-05	INFINITI	C2943A	2004	MAZDA
	2008	SUZUKI		2009-06	NISSAN / DATSUN	C2943B	2006-05	MAZDA
C2811A	2010-04	CHEVROLET	C2871B	2010-08	INFINITI TRUCK	C2943C	2007-05	MAZDA
	2009-05	PONTIAC		2010-06	INFINITI	C2943NB	2010-07	MAZDA
	2007-04	SUZUKI		2010-09	NISSAN / DATSUN		2009-04	VOLVO
C2812	2005-01	MAZDA	C2872	2008-04	TOYOTA TRUCK	C2948	2009-04	INFINITI TRUCK
C2813	2005-01	MAZDA	C2873	2008-04	TOYOTA TRUCK		2009-04	NISSAN / DATSUN TRUCK
C2814	2006-03	KIA TRUCK	C2874	2009-04	LEXUS TRUCK			
C2815	2006-03	KIA TRUCK		2008-06	TOYOTA TRUCK	C2949	2009-04	INFINITI TRUCK
C2816	2001-97	INFINITI	C2875	2009-04	LEXUS TRUCK		2009-04	NISSAN / DATSUN TRUCK
C2817	2001-97	INFINITI		2008-06	TOYOTA TRUCK			

Buyer's Guide - Calipers

Part No.	Year	Make	Part No.	Year	Make	Part No.	Year	Make
C2950	2010-05	SCION	C3101	2009-05	HYUNDAI TRUCK	C3244	2008-06	MERCEDES-BENZ TRUCK
C2951	2010-05	SCION		2009-06	HYUNDAI			
C2954	2005-04	MAZDA		2010-05	KIA TRUCK	C3245	2008-06	MERCEDES-BENZ TRUCK
C2954A	2008-04	MAZDA		2007-06	KIA			
C2955	2005-04	MAZDA	C3104	2006-05	SUBARU	C3274	2010-07	TOYOTA TRUCK
C2955A	2008-04	MAZDA	C3105	2006-05	SUBARU	C3275	2010-07	TOYOTA TRUCK
C2958	2009-07	ACURA TRUCK	C3106	2009-04	NISSAN / DATSUN TRUCK	C3276	2010-07	TOYOTA TRUCK
	2010-05	HONDA TRUCK				C3277	2010-07	TOYOTA TRUCK
C2959	2009-07	ACURA TRUCK	C3107	2009-04	NISSAN / DATSUN TRUCK	C3298	2010-06	HONDA
	2010-05	HONDA TRUCK				C3299	2010-06	HONDA
C2970	2005-04	TOYOTA TRUCK	C3110	2009-04	AUDI	C3300	2010-06	HYUNDAI
C2971	2005-04	TOYOTA TRUCK	C3111	2009-04	AUDI		2010-06	KIA
C2972	1999-98	LEXUS TRUCK	C3114	2003-00	MERCEDES-BENZ	C3301	2010-06	HYUNDAI
	1999-98	TOYOTA TRUCK	C3115	2003-00	MERCEDES-BENZ		2010-06	KIA
C2973	1999-98	LEXUS TRUCK	C3116	2009-07	FORD TRUCK	C3302	2006-05	HYUNDAI
	1999-98	TOYOTA TRUCK		2010-05	MAZDA TRUCK		2009-05	KIA
C2974	2010-06	AUDI		2009-07	MERCURY TRUCK	C3303	2006-05	HYUNDAI
	2009-05	VOLKSWAGEN	C3117	2009-07	FORD TRUCK		2009-05	KIA
C2975	2010-06	AUDI		2010-05	MAZDA TRUCK	C3308	2010-07	NISSAN / DATSUN
	2009-05	VOLKSWAGEN		2009-07	MERCURY TRUCK	C3309	2010-07	NISSAN / DATSUN
C2976	2010-08	AUDI	C3122	2008-05	NISSAN / DATSUN TRUCK	C3340	2009-03	SAAB
	2009-05	VOLKSWAGEN				C3341	2009-03	SAAB
C2976A	2008-06	AUDI	C3122A	2009-05	NISSAN / DATSUN TRUCK	C3356	2009-06	LAND ROVER
	2009-05	VOLKSWAGEN				C3357	2009-06	LAND ROVER
C2977	2010-08	AUDI	C3123	2008-05	NISSAN / DATSUN TRUCK	C3406	2006	LEXUS
	2009-05	VOLKSWAGEN				C3407	2006	LEXUS
C2977A	2008-06	AUDI	C3123A	2009-05	NISSAN / DATSUN TRUCK	C3456	2010-07	HYUNDAI
	2009-05	VOLKSWAGEN				C3457	2010-07	HYUNDAI
C2978	2008-04	SUZUKI	C3126	2004	MINI	C3798	2006	HYUNDAI
C2979	2008-04	SUZUKI	C3127	2004	MINI	C3799	2006	HYUNDAI
C2980	2005	KIA	C3128	2010-07	LEXUS	C3928	2006-04	HONDA
C2980A	2009-06	KIA		2010-07	TOYOTA	C3929	2006-04	HONDA
C2981	2005	KIA	C3129	2010-07	LEXUS	C4020	1996-78	BUICK
C2981A	2009-06	KIA		2010-07	TOYOTA		1996-78	CADILLAC
C2982	2006-04	INFINITI TRUCK	C3130	2010-07	LEXUS		2002-81	CHEVROLET TRUCK
	2007-04	NISSAN / DATSUN TRUCK		2010-07	TOYOTA		1996-78	CHEVROLET
C2983	2006-04	INFINITI TRUCK	C3131	2010-07	LEXUS		2002-81	GMC
	2007-04	NISSAN / DATSUN TRUCK		2010-07	TOYOTA		1992-78	OLDSMOBILE
C2984	2010-00	TOYOTA TRUCK	C3134	2009-04	TOYOTA		1989-78	PONTIAC
C2985	2010-00	TOYOTA TRUCK	C3135	2009-04	TOYOTA			
C2994	2009-05	NISSAN / DATSUN TRUCK	C3190	2010-05	ACURA	C4021	1996-78	BUICK
			C3191	2010-05	ACURA		1996-78	CADILLAC
C2994A	2009-05	NISSAN / DATSUN TRUCK	C3192	2010-06	TOYOTA TRUCK		2002-81	CHEVROLET TRUCK
			C3193	2010-06	TOYOTA TRUCK		1996-78	CHEVROLET
C2995	2009-05	NISSAN / DATSUN TRUCK	C3194	2010-09	PONTIAC		2002-81	GMC
				2010-06	TOYOTA TRUCK		1992-78	OLDSMOBILE
C2995A	2009-05	NISSAN / DATSUN TRUCK	C3195	2010-09	PONTIAC		1989-78	PONTIAC
				2010-06	TOYOTA TRUCK	C4035	1976-71	BUICK
C2996	2009-05	HYUNDAI TRUCK	C3196	2010-06	TOYOTA TRUCK		1978-77	CADILLAC
	2010-05	KIA TRUCK	C3196A	2010	LEXUS		1979-71	CHECKER
C2997	2009-05	HYUNDAI TRUCK		2010-08	SCION		1978-71	CHEVROLET TRUCK
	2010-05	KIA TRUCK	C3197	2010-06	TOYOTA TRUCK		1976-71	CHEVROLET
C2998	2010-06	HYUNDAI	C3197A	2010	LEXUS		1978-71	GMC
	2010-06	KIA		2010-08	SCION		1976-71	OLDSMOBILE
C2999	2010-06	HYUNDAI	C3198	2010-06	TOYOTA		1976-71	PONTIAC
	2010-06	KIA	C3199	2010-06	TOYOTA	C4036	1976-71	BUICK
C3000	2008-04	CHRYSLER	C3200	2010-05	TOYOTA TRUCK		1978-77	CADILLAC
	2004-97	MERCEDES-BENZ	C3201	2010-05	TOYOTA TRUCK		1979-71	CHECKER
C3001	2008-04	CHRYSLER	C3208	2009-07	HYUNDAI TRUCK		1978-71	CHEVROLET TRUCK
	2004-97	MERCEDES-BENZ		2010-06	KIA TRUCK		1976-71	CHEVROLET
C3008	1999-96	VOLKSWAGEN	C3209	2009-07	HYUNDAI TRUCK		1978-71	GMC
C3009	1999-96	VOLKSWAGEN		2010-06	KIA TRUCK		1976-71	OLDSMOBILE
C3042	2000-94	KIA	C3210	2010-07	HYUNDAI TRUCK		1976-71	PONTIAC
C3043	2000-94	KIA	C3210A	2005-04	KIA TRUCK			
C3044	1997-96	KIA	C3211	2010-07	HYUNDAI TRUCK	C4071	1985-68	AVANTI
C3045	1997-96	KIA	C3211A	2005-04	KIA TRUCK		1987-78	BUICK
C3096	2009-06	HYUNDAI	C3212	2006-02	JAGUAR		2003-78	CHEVROLET TRUCK
C3097	2009-06	HYUNDAI	C3213	2006-02	JAGUAR		1992-78	CHEVROLET
C3098	2006	HYUNDAI	C3216	2005	SUBARU		2003-78	GMC
C3099	2006	HYUNDAI	C3217	2005	SUBARU		2000-96	ISUZU TRUCK
C3100	2009-05	HYUNDAI TRUCK	C3230	2005-03	SAAB		1987-78	OLDSMOBILE
	2009-06	HYUNDAI	C3231	2005-03	SAAB		1992-78	PONTIAC
	2010-05	KIA TRUCK	C3232	2007-04	VOLVO		1985-68	AVANTI
	2007-06	KIA	C3233	2007-04	VOLVO	C4072		

Buyer's Guide - Calipers

Part No.	Year	Make	Part No.	Year	Make	Part No.	Year	Make	
C4072 cont'	1987-78	BUICK	C4148	1985-80	FORD TRUCK	C4208	1991-81	CHEVROLET TRUCK	
	2003-78	CHEVROLET TRUCK	C4149	1985-80	FORD TRUCK		1991-81	GMC	
		1992-78	CHEVROLET	C4150	1991-81		FORD	1991-79	JEEP
	2003-78	GMC	1989-81		LINCOLN	C4209	1991-81	CHEVROLET TRUCK	
	2000-96	ISUZU TRUCK	1991-81		MERCURY		1991-81	GMC	
	1987-78	OLDSMOBILE	C4151	1991-81	FORD	1991-79	JEEP		
1992-78	PONTIAC	1989-81		LINCOLN					
C4075	1978-74	CHRYSLER	C4166	2002-79	CHEVROLET TRUCK	C4223	1979-76	FORD TRUCK	
	1998-74	DODGE TRUCK		1990-83	CHEVROLET-GMC TRUCK-MED. DUTY	C4224	1979-76	FORD TRUCK	
	1977-74	DODGE			DODGE TRUCK	C4229	1985-80	FORD TRUCK	
	1983-74	PLYMOUTH TRUCK			1993-90	DODGE TRUCK	C4230	1985-80	FORD TRUCK
	1977-74	PLYMOUTH		2002-79		GMC	C4231	1986-84	FORD
C4076	1978-74	CHRYSLER	C4167	2002-79	CHEVROLET TRUCK	C4232	1986-84	FORD	
	1998-74	DODGE TRUCK		1990-83	CHEVROLET-GMC TRUCK-MED. DUTY		1990-84	LINCOLN	
	1977-74	DODGE			1993-90	DODGE TRUCK	C4247	1992-86	FORD
	1983-74	PLYMOUTH TRUCK		2002-79		GMC		1992-88	LINCOLN
C4087	1978-71	CHEVROLET TRUCK	C4177	1990-84	CHRYSLER	C4248	1992-86	FORD	
	1978-71	GMC		1990-84	DODGE		1992-88	LINCOLN	
	1975-74	IHC TRUCK		1990-87	PLYMOUTH	1992-86	MERCURY		
	1996-82	IHC/NAVISTAR TRUCKS - MED. DUTY		C4178	1990-84	CHRYSLER	C4249	1991-86	BUICK
		1990-84	DODGE		1992-86	CADILLAC			
C4088	1978-71	CHEVROLET TRUCK	C4179	1990-84	DODGE TRUCK	C4250	1991-86	BUICK	
	1978-71	GMC		1990-84	PLYMOUTH TRUCK		1992-86	CADILLAC	
	1975-74	IHC TRUCK		C4180	1990-84		DODGE TRUCK	1991-86	OLDSMOBILE
	1996-82	IHC/NAVISTAR TRUCKS - MED. DUTY			1990-84		PLYMOUTH TRUCK	C4255	1993-86
				C4181	1987-82		AMERICAN MOTORS	C4255S	1993-86
		1989-82	JEEP		C4256	1993-86	FORD TRUCK		
C4122	1996-79	CHEVROLET TRUCK	C4182	1987-82	AMERICAN MOTORS	C4256S	1993-86	FORD TRUCK	
	1996-79	GMC		1989-82	JEEP	C4257	1993-87	FORD	
C4123	1996-79	CHEVROLET TRUCK	C4194	1996-83	BUICK	C4258	1993-87	FORD	
	1996-79	GMC		1990-85	CADILLAC	C4273	1990-87	DODGE TRUCK	
C4126	1996-79	CADILLAC	C4195	1991-90	CHEVROLET TRUCK	C4274	1990-87	DODGE TRUCK	
	1982-80	CHECKER		1990-83	CHEVROLET TRUCK	C4275	1996-88	BUICK	
	1995-79	CHEVROLET TRUCK			1991-90		OLDSMOBILE TRUCK	2001-90	CHEVROLET
	1995-79	GMC		1996-83	OLDSMOBILE	1997-88	OLDSMOBILE		
C4127	1996-79	CADILLAC	C4196	1997-83	FORD TRUCK	1996-88	BUICK		
	1982-80	CHECKER		1994-91	MAZDA TRUCK	2001-90	CHEVROLET		
	1995-79	CHEVROLET TRUCK		C4197	1997-83	FORD TRUCK	1997-88	OLDSMOBILE	
	1995-79	GMC			1994-91	MAZDA TRUCK	1996-88	PONTIAC	
C4128	1985-79	BUICK	C4198	1984-83	DODGE TRUCK	C4276	1996-88	BUICK	
	1985-79	CADILLAC		1990-83	DODGE		2001-90	CHEVROLET	
	1997-83	CHEVROLET TRUCK		1983	PLYMOUTH TRUCK	1997-88	OLDSMOBILE		
	1997-83	GMC		1990-83	PLYMOUTH	1996-88	PONTIAC		
	1996-91	OLDSMOBILE TRUCK		1996-83	OLDSMOBILE TRUCK	C4293	1990-89	CHRYSLER	
	1985-79	OLDSMOBILE			1991-90		PONTIAC TRUCK	1990-89	DODGE TRUCK
C4129	1985-79	BUICK	C4199	1984-83	DODGE TRUCK	1990-89	DODGE		
	1985-79	CADILLAC		1991-83	PONTIAC	1990-89	PLYMOUTH TRUCK		
	1997-83	CHEVROLET TRUCK		C4196	1997-83	FORD TRUCK	C4294	1990-89	CHRYSLER
	1997-83	GMC			1994-91	MAZDA TRUCK		1990-89	DODGE TRUCK
	1996-91	OLDSMOBILE TRUCK		C4197	1997-83	FORD TRUCK	1990-89	DODGE	
1985-79	OLDSMOBILE	1994-91	MAZDA TRUCK		1990-89	PLYMOUTH TRUCK			
C4144	1989-80	CHRYSLER	C4198	1984-83	DODGE TRUCK	C4295	1988	BUICK	
	1989-80	DODGE		1990-83	DODGE		1988	OLDSMOBILE	
	1989-80	PLYMOUTH		1983	PLYMOUTH TRUCK		1988	PONTIAC	
C4145	1989-80	CHRYSLER	C4200	1994-83	FORD	C4296	1988	BUICK	
	1989-80	DODGE		1994-83	MERCURY		1988	OLDSMOBILE	
	1989-80	PLYMOUTH		1994-83	FORD		1988	PONTIAC	
C4146	1990-80	FORD	C4201	1994-83	FORD	C4297	2002-88	CHEVROLET TRUCK	
	1981-80	LINCOLN		1994-83	MERCURY		1999-94	DODGE TRUCK	
	1990-80	MERCURY		1993-83	FORD		2002-88	GMC	
C4147	1990-80	FORD	C4202	1993-83	FORD	C4298	2002-88	CHEVROLET TRUCK	
	1981-80	LINCOLN		1988-80	MERCURY		1999-94	DODGE TRUCK	
	1990-80	MERCURY		1993-83	FORD		2002-88	GMC	
C4148	1985-80	FORD TRUCK	C4203	1993-83	FORD	C4300	2000-99	CADILLAC TRUCK	
	1985-80	FORD TRUCK		1988-80	MERCURY		1999-90	CADILLAC	
	1991-81	FORD		1988-80	MERCURY		2002-88	CHEVROLET TRUCK	

Buyer's Guide - Calipers

Part No.	Year	Make	Part No.	Year	Make	Part No.	Year	Make
C4300 cont'	1999-94	DODGE TRUCK	C4348	2002-90	CHEVROLET TRUCK	C4378 cont'	1997-93	MERCURY
	2002-88	GMC		1999-94	DODGE TRUCK	C4379	1998-93	FORD MERCURY
C4301	1991-88	CHEVROLET TRUCK		2002-90	GMC	C4380	2002-93	MERCURY TRUCK
	1991-88	GMC	C4351	1994-89	FORD TRUCK		2003-93	NISSAN / DATSUN TRUCK
C4302	1991-88	CHEVROLET TRUCK	C4352	1994-89	FORD TRUCK	C4381	2002-93	MERCURY TRUCK
	1991-88	GMC	C4354	1993-91	BUICK CADILLAC		2003-93	NISSAN / DATSUN TRUCK
C4303	1994-89	CHRYSLER		1993-91	CHEVROLET TRUCK	C4382	1995-94	FORD
	1994-89	DODGE		1993-92	CHEVROLET TRUCK		1994-93	LINCOLN
	1994-92	PLYMOUTH		1993	CHEVROLET		1995-94	MERCURY
C4304	1994-89	CHRYSLER		1993-92	OLDSMOBILE TRUCK	C4382A	1999-96	FORD
	1994-89	DODGE		1993-92	OLDSMOBILE TRUCK		2001-95	LINCOLN
	1994-92	PLYMOUTH		1993-92	PONTIAC TRUCK	C4382C	1997-93	FORD
C4305	2000-89	CHRYSLER		1993-92	PONTIAC		1998-93	LINCOLN
	2000-89	DODGE	C4355	1993-91	BUICK		1997-93	MERCURY
	1997-93	EAGLE		1993-91	CADILLAC	C4382D	1999-96	FORD
	2000-89	PLYMOUTH		1993-92	CHEVROLET TRUCK		1999-96	MERCURY
C4306	2000-89	CHRYSLER		1993	CHEVROLET TRUCK	C4383	1995-94	FORD
	2000-89	DODGE		1993-92	OLDSMOBILE TRUCK		1994-93	LINCOLN
	1997-93	EAGLE		1993-92	OLDSMOBILE TRUCK		1995-94	MERCURY
	2000-89	PLYMOUTH	C4356	1998-90	BUICK	C4383A	1999-96	FORD
C4307	1989-88	DODGE		2005-92	CHEVROLET		2001-95	LINCOLN
	1989-88	PLYMOUTH		1998-90	OLDSMOBILE	C4383C	1997-93	FORD
C4308	1989-88	DODGE		2005-90	PONTIAC		1998-93	LINCOLN
	1989-88	PLYMOUTH	C4357	1998-90	BUICK		1997-93	MERCURY
C4309	1990-88	PONTIAC		2005-92	CHEVROLET	C4383D	1999-96	FORD
C4310	1990-88	PONTIAC		1998-90	OLDSMOBILE		1999-96	MERCURY
C4311	1993-89	FORD		2005-90	PONTIAC	C4388	1994-92	FORD
	1993-89	MERCURY	C4358	1998-90	BUICK		1994-90	LINCOLN
C4312	1993-89	FORD		2005-92	CHEVROLET		1994-92	MERCURY
	1993-89	MERCURY	C4359	1998-90	OLDSMOBILE	C4389	1994-92	FORD
C4315	1992-89	FORD		2005-90	PONTIAC		1994-90	LINCOLN
	1992-89	MERCURY	C4360	1995	CHRYSLER TRUCK		1994-92	MERCURY
C4316	1992-89	FORD		1993-91	CHRYSLER	C4390	2003-94	FORD TRUCK
	1992-89	MERCURY		1995-91	DODGE TRUCK	C4391	2003-94	FORD TRUCK
C4317	1994-88	CHEVROLET		1993-91	DODGE	C4392	1996-94	BUICK
C4318	1994-88	CHEVROLET		1992-91	EAGLE		1999-95	CHEVROLET
C4319	1996-88	CHEVROLET		1995-91	PLYMOUTH TRUCK		1998-94	OLDSMOBILE
C4320	1996-88	CHEVROLET	C4361	1995	CHRYSLER TRUCK		1996-94	PONTIAC
C4323	1996-88	CHEVROLET		1993-91	CHRYSLER	C4392A	1998-95	BUICK
C4324	1996-88	CHEVROLET		1995-91	DODGE TRUCK		1998-95	OLDSMOBILE
C4327	1993-89	BUICK		1993-91	DODGE	C4393	1996-94	BUICK
	1994-90	CHEVROLET		1992-91	EAGLE		1999-95	CHEVROLET
	1993-88	OLDSMOBILE		1995-91	PLYMOUTH TRUCK		1998-94	OLDSMOBILE
	1993-88	PONTIAC	C4362	1994-91	CHRYSLER		1996-94	PONTIAC
C4328	1993-89	BUICK		1995-91	DODGE TRUCK	C4393A	1998-95	BUICK
	1994-90	CHEVROLET		1994-91	DODGE		1998-95	OLDSMOBILE
	1993-88	OLDSMOBILE		1995-91	PLYMOUTH TRUCK	C4394	1994-93	FORD
	1993-88	PONTIAC		1994-91	PLYMOUTH		1994	LINCOLN
C4333	1990-88	CHRYSLER	C4363	1994-91	CHRYSLER		1994-93	MERCURY
	1990-88	DODGE		1995-91	DODGE TRUCK	C4395	1994-93	FORD
C4334	1990-88	CHRYSLER		1994-91	DODGE		1994	LINCOLN
	1990-88	DODGE		1995-91	PLYMOUTH TRUCK		1994-93	MERCURY
C4335	1993-88	CHRYSLER		1994-91	PLYMOUTH	C4398	1998-94	JEEP
	1990-88	DODGE	C4364	1996-91	DODGE TRUCK	C4399	1998-94	JEEP
C4336	1993-88	CHRYSLER	C4365	1996-91	DODGE TRUCK	C4500	1988-86	FORD TRUCK
	1990-88	DODGE	C4366	1995-91	CHRYSLER	C4501	1988-86	FORD TRUCK
C4337	2001-88	FORD TRUCK		1995-91	DODGE	C4502	1991-84	CHRYSLER
C4338	2001-88	FORD TRUCK		1995-91	PLYMOUTH		1988-84	DODGE
C4339	2006-90	JEEP	C4367	1995-91	CHRYSLER	C4503	1991-84	CHRYSLER
C4340	2006-90	JEEP		1995-91	DODGE		1988-84	DODGE
C4341	1993-90	JEEP		1995-91	PLYMOUTH	C4508	1993-87	FORD
C4342	1993-90	JEEP	C4368	1995-92	FORD		1992-88	LINCOLN
C4343	1992-88	CHEVROLET		1995-91	LINCOLN		1992-87	MERCURY
	1992-88	PONTIAC		1995-92	MERCURY	C4509	1993-87	FORD
C4344	1992-88	CHEVROLET	C4372	2006-91	CHRYSLER		1992-88	LINCOLN
	1992-88	PONTIAC		2006-91	DODGE		1992-87	MERCURY
C4345	1992-88	CHEVROLET	C4373	2006-91	CHRYSLER	C4510	1991-86	BUICK
	1992-88	PONTIAC		2006-91	DODGE		1992-86	CADILLAC
C4346	1992-88	CHEVROLET	C4374	1993-91	FORD		1991-86	OLDSMOBILE
	1992-88	PONTIAC		1993-91	MERCURY	C4513	1994-92	FORD TRUCK
C4347	2002-90	CHEVROLET TRUCK	C4375	1993-91	FORD	C4514	1994-92	FORD TRUCK
	1999-94	DODGE TRUCK		1993-91	MERCURY	C4518	2002-91	SATURN
	2002-90	GMC	C4378	1998-93	FORD	C4519	2002-91	SATURN

Buyer's Guide - Calipers

Part No.	Year	Make	Part No.	Year	Make	Part No.	Year	Make
C4524	1998-91	SATURN	C4612AS co	2000	MERCURY	C4642 cont'	2001-97	PLYMOUTH
C4525	1998-91	SATURN	C4612BS	2007-01	FORD	C4643	2000-96	CHRYSLER TRUCK
C4536	1999-93	FORD		2002	LINCOLN		2004-93	CHRYSLER
	2000-93	LINCOLN		2005-01	MERCURY		2000-96	DODGE TRUCK
	1999-93	MERCURY	C4613	1998-95	FORD TRUCK		2004-93	DODGE
C4537	1999-93	FORD	C4613AS	2000	FORD		1997-93	EAGLE
	2000-93	LINCOLN		2000	MERCURY		2000-96	PLYMOUTH TRUCK
	1999-93	MERCURY	C4613BS	2007-01	FORD		2001-97	PLYMOUTH
C4538	1997-93	FORD		2002	LINCOLN	C4644	2009-97	BUICK
	1998-93	LINCOLN		2005-01	MERCURY		2005-97	CHEVROLET
	1997-93	MERCURY	C4614	2004-95	FORD TRUCK			TRUCK
C4539	1997-93	FORD	C4615	2004-95	FORD TRUCK		2010-00	CHEVROLET
	1998-93	LINCOLN	C4616	2002-01	CHRYSLER		2004-02	OLDSMOBILE
	1997-93	MERCURY		1999-95	DODGE			TRUCK
C4540	1997-93	CHEVROLET		2001-95	PLYMOUTH		2002-98	OLDSMOBILE
	1997-93	PONTIAC	C4617	2002-01	CHRYSLER		2005-97	PONTIAC TRUCK
C4541	1997-93	CHEVROLET		1999-95	DODGE		2003-97	PONTIAC
	1997-93	PONTIAC		2001-95	PLYMOUTH	C4644A	2007-02	BUICK TRUCK
C4542	2002-93	CADILLAC	C4618	2000-95	FORD		2004-02	CHEVROLET
C4543	1993-92	BUICK		2003-95	MERCURY			TRUCK
	2002-92	CADILLAC	C4619	2000-95	FORD		2004-02	OLDSMOBILE
	1992	OLDSMOBILE		2003-95	MERCURY			TRUCK
C4544	1998-94	FORD	C4622	2000-95	FORD		2005-01	PONTIAC TRUCK
C4544A	1998-94	FORD		2003-95	MERCURY	C4645	2009-97	BUICK
C4545	1998-94	FORD	C4622B	2000-98	FORD		2005-97	CHEVROLET
C4545A	1998-94	FORD		2003-98	MERCURY			TRUCK
C4600	1999-94	BUICK	C4623	2000-95	FORD		2010-00	CHEVROLET
	1996-94	CADILLAC		2003-95	MERCURY		2004-02	OLDSMOBILE
	1996-94	CHEVROLET	C4623B	2000-98	FORD			TRUCK
		TRUCK		2003-98	MERCURY		2002-98	OLDSMOBILE
	1997-94	CHEVROLET	C4624	1996-94	CHEVROLET		2005-97	PONTIAC TRUCK
	1996-94	OLDSMOBILE	C4625	1996-94	CHEVROLET		2003-97	PONTIAC
		TRUCK	C4626	1996-94	CHEVROLET	C4645A	2007-02	BUICK TRUCK
	1999-94	OLDSMOBILE	C4627	1996-94	CHEVROLET		2004-02	CHEVROLET
	1996-94	PONTIAC TRUCK	C4634	2004-96	FORD TRUCK			TRUCK
	1999-94	PONTIAC	C4635	2004-96	FORD TRUCK		2004-02	OLDSMOBILE
C4601	1999-94	BUICK	C4636	2002-96	FORD			TRUCK
	1996-94	CADILLAC		2002-01	LINCOLN		2005-01	PONTIAC TRUCK
	1996-94	CHEVROLET		2002-98	MERCURY	C4646	2005-97	CHEVROLET
		TRUCK	C4637	2000-96	FORD		2004-97	OLDSMOBILE
	1997-94	CHEVROLET		2000-96	LINCOLN		2005-99	PONTIAC
	1996-94	OLDSMOBILE		2000-96	MERCURY	C4647	2005-97	CHEVROLET
		TRUCK	C4638	2005-97	BUICK		2004-97	OLDSMOBILE
	1999-94	OLDSMOBILE		2005-97	CHEVROLET		2005-99	PONTIAC
	1996-94	PONTIAC TRUCK			TRUCK	C4648	2001-97	CADILLAC
	1999-94	PONTIAC		2004-97	OLDSMOBILE	C4649	2001-97	CADILLAC
C4602	2000-95	CHRYSLER			TRUCK	C4650	1997	CHEVROLET
	2000-95	DODGE		2002-98	OLDSMOBILE			TRUCK
	2000-96	PLYMOUTH		2005-97	PONTIAC TRUCK		1997	OLDSMOBILE
C4603	2000-95	CHRYSLER		2005-97	PONTIAC			TRUCK
	2000-95	DODGE	C4638A	2005-97	BUICK	C4651	1997	CHEVROLET
	2000-96	PLYMOUTH		2005-97	CADILLAC			TRUCK
C4604	2002-95	FORD TRUCK		2005-00	CHEVROLET		1997	OLDSMOBILE
	2001-97	MERCURY TRUCK		2003-97	OLDSMOBILE			TRUCK
C4605	2002-95	FORD TRUCK		2005-00	PONTIAC	C4652	2004-97	FORD TRUCK
	2001-97	MERCURY TRUCK	C4639	2005-97	BUICK		2002-98	LINCOLN TRUCK
C4606	2002-95	FORD TRUCK		2005-97	CHEVROLET	C4653	2004-97	FORD TRUCK
	2002-95	MAZDA TRUCK			TRUCK		2002-98	LINCOLN TRUCK
	2001-97	MERCURY TRUCK		2004-97	OLDSMOBILE	C4654	1998-94	FORD
C4606A	1997-95	FORD TRUCK			TRUCK	C4655	1998-94	FORD
	1997-95	MAZDA TRUCK		2002-98	OLDSMOBILE	C4656	1999-97	CHRYSLER TRUCK
C4607	2002-95	FORD TRUCK		2005-97	PONTIAC TRUCK		1999-97	DODGE TRUCK
	2002-95	MAZDA TRUCK		2005-97	PONTIAC		1999-96	PLYMOUTH TRUCK
	2001-97	MERCURY TRUCK	C4639A	2005-97	BUICK	C4660	1994-93	DODGE
C4607A	1997-95	FORD TRUCK		2005-97	CADILLAC		1996-93	EAGLE
	1997-95	MAZDA TRUCK		2005-00	CHEVROLET		1995-93	MITSUBISHI
C4608	2003-95	FORD TRUCK		2003-97	OLDSMOBILE		1994-93	PLYMOUTH
C4609	2003-95	FORD TRUCK		2005-00	PONTIAC	C4661	1994-93	DODGE
C4610	1997-95	FORD	C4640	1997	CADILLAC		1996-93	EAGLE
	1997-95	LINCOLN	C4641	1997	CADILLAC		1995-93	MITSUBISHI
	1997-95	MERCURY	C4642	2000-96	CHRYSLER TRUCK		1994-93	PLYMOUTH
C4611	1997-95	FORD		2004-93	CHRYSLER	C4664	1994-91	DODGE
	1997-95	LINCOLN		2000-96	DODGE TRUCK	C4665	1994-91	DODGE
	1997-95	MERCURY		2004-93	DODGE	C4666	1995	EAGLE
C4612	1998-95	FORD TRUCK		1997-93	EAGLE		1995	MITSUBISHI
C4612AS	2000	FORD		2000-96	PLYMOUTH TRUCK	C4667	1995	EAGLE

Buyer's Guide - Calipers

Part No.	Year	Make	Part No.	Year	Make	Part No.	Year	Make	
C4667 cont'	1995	MITSUBISHI	C4713 cont'		TRUCK	C4739 cont'	1999	CADILLAC	
C4668	1994-92	DODGE		2004-97	GMC	C4739B	1999	BUICK	
	1996-92	EAGLE		2000-98	ISUZU TRUCK		1999	OLDSMOBILE	
	1995-92	MITSUBISHI TRUCK		2001-97	OLDSMOBILE	C4744	2002-98	DODGE TRUCK	
	1994-92	PLYMOUTH			TRUCK	C4745	2002-98	DODGE TRUCK	
C4669	1994-92	DODGE	C4714	1998-97	DODGE TRUCK	C4746	2002-00	DODGE TRUCK	
	1996-92	EAGLE	C4715	1998-97	DODGE TRUCK	C4747	2002-00	DODGE TRUCK	
	1995-92	MITSUBISHI TRUCK	C4716	1998	CADILLAC	C4748	2004-99	FORD TRUCK	
	1994-92	PLYMOUTH	C4717	1998	CADILLAC	C4748A	2007-05	FORD TRUCK	
C4670	1998-95	EAGLE	C4718	2005-00	BUICK	C4749	2004-99	FORD TRUCK	
	1999-95	MITSUBISHI		2005-00	CADILLAC	C4749A	2007-05	FORD TRUCK	
C4670A	2004-97	MITSUBISHI		2005-04	PONTIAC	C4750	2004-97	FORD TRUCK	
C4671	1998-95	EAGLE	C4718B	2005-00	BUICK		2003-02	LINCOLN TRUCK	
	1999-95	MITSUBISHI			2003-01	OLDSMOBILE	C4751	2004-97	FORD TRUCK
C4671A	2004-97	MITSUBISHI		2005-00	PONTIAC		2003-02	LINCOLN TRUCK	
C4672	1996	CHEVROLET	C4719	2005-00	BUICK	C4752	2005-00	FORD TRUCK	
C4673	1996	CHEVROLET		2005-00	CADILLAC	C4753	2005-00	FORD TRUCK	
C4674	1996-95	DODGE		2005-04	PONTIAC	C4754	2010-01	FORD TRUCK	
C4675	1996-95	DODGE	C4719B	2005-00	BUICK		2006-03	JEEP	
C4676	1996-95	DODGE			2003-01	OLDSMOBILE		2005-03	LINCOLN TRUCK
C4677	1996-95	DODGE			2005-00	PONTIAC		2010-01	MERCURY TRUCK
C4678	2004-97	FORD TRUCK	C4720	2002-98	CADILLAC	C4755	2010-01	FORD TRUCK	
	2003-98	LINCOLN TRUCK	C4721	2002-98	CADILLAC		2006-03	JEEP	
	2010-03	LINCOLN	C4722	2002-99	FORD		2005-03	LINCOLN TRUCK	
C4679	2004-97	FORD TRUCK	C4723	2002-99	FORD		2010-01	MERCURY TRUCK	
	2003-98	LINCOLN TRUCK	C4724	2004-99	OLDSMOBILE	C4756	2002-00	DODGE TRUCK	
	2010-03	LINCOLN		2005-99	PONTIAC	C4757	2002-00	DODGE TRUCK	
C4684	1990	BUICK	C4725	2004-99	OLDSMOBILE	C4758	2010-01	FORD TRUCK	
	1991-90	CHEVROLET		2005-99	PONTIAC		2009-03	MAZDA TRUCK	
	1990	OLDSMOBILE	C4726	2002-00	CADILLAC	2005-02	MERCURY TRUCK		
	1991-90	PONTIAC		2005-99	CHEVROLET	C4759	2010-01	FORD TRUCK	
C4685	1990	BUICK		TRUCK	2009-03		MAZDA TRUCK		
	1991-90	CHEVROLET		GMC	2005-02	MERCURY TRUCK			
	1990	OLDSMOBILE	C4727	2002-00	CADILLAC	C4760	2007-99	FORD TRUCK	
	1991-90	PONTIAC		2005-99	CHEVROLET	C4761	2007-99	FORD TRUCK	
C4690	2000-99	FORD TRUCK		TRUCK	C4762	2002-98	DODGE TRUCK		
C4692	2002-98	CHEVROLET		GMC	C4762A	2001-00	DODGE TRUCK		
	2002-98	PONTIAC	C4728	2006-02	CADILLAC TRUCK	C4763	2002-98	DODGE TRUCK	
C4693	2002-98	CHEVROLET		TRUCK	C4763A	2001-00	DODGE TRUCK		
	2002-98	PONTIAC		TRUCK	C4764	2006-02	CADILLAC TRUCK		
C4694	2005-98	CHEVROLET TRUCK		2010-99	GMC		2007-00	CHEVROLET TRUCK	
	2004-98	GMC		2009-03	HUMMER		2007-00	GMC	
	2000-98	ISUZU TRUCK	C4729	2006-02	CADILLAC TRUCK	C4764A	2005-02	CHEVROLET TRUCK	
	2001-98	OLDSMOBILE TRUCK		2010-99	CHEVROLET TRUCK		2005-02	GMC	
					2010-99	GMC	C4765	2006-02	CADILLAC TRUCK
				2009-03	HUMMER	2007-00		CHEVROLET TRUCK	
C4695	2005-98	CHEVROLET TRUCK	C4730	2010-00	CADILLAC		2007-00	GMC	
	2004-98	GMC			2010-99	CHEVROLET TRUCK	C4765A	2005-02	CHEVROLET TRUCK
2000-98	ISUZU TRUCK		2010-99	GMC	2005-02	GMC			
2001-98	OLDSMOBILE TRUCK			2009-03	HUMMER	C4766	2002-99	FORD	
C4696	2002-98	CHEVROLET	C4731	2010-00	CADILLAC	C4767	2002-99	FORD	
	2002-98	PONTIAC			2010-99	CHEVROLET TRUCK	C4768	2002	CHRYSLER
C4697	2002-98	CHEVROLET		2010-99	GMC		2005-00	DODGE	
	2002-98	PONTIAC		2009-03	HUMMER		2001-00	PLYMOUTH	
C4698	2009-04	CADILLAC	C4732	2003-99	FORD TRUCK	C4769	2002	CHRYSLER	
	2010-97	CHEVROLET	C4733	2003-99	FORD TRUCK		2005-00	DODGE	
C4699	2009-04	CADILLAC	C4734	2002-98	FORD		2001-00	PLYMOUTH	
	2010-97	CHEVROLET			2002-98	LINCOLN	C4770	2005-00	SATURN
C4702	2004-97	CHEVROLET		2002-98	MERCURY	C4771	2005-00	SATURN	
C4703	2004-97	CHEVROLET	C4735	2002-98	FORD	C4772	2007-02	BUICK TRUCK	
C4704	1999-98	DODGE TRUCK		2002-98	LINCOLN		2005-01	PONTIAC TRUCK	
C4705	1999-98	DODGE TRUCK		2002-98	MERCURY	C4772A	2007-02	BUICK TRUCK	
C4706	1999-98	FORD	C4736	2004-99	CHEVROLET TRUCK		2004-02	CHEVROLET TRUCK	
C4706	2002-98	MAZDA TRUCK			2004-99	SUZUKI TRUCK		2004-02	OLDSMOBILE TRUCK
C4707	1999-98	FORD		2004-99	CHEVROLET TRUCK		2005-01	PONTIAC TRUCK	
C4710	2001-97	CADILLAC	C4737	2004-99	CHEVROLET TRUCK	C4773	2007-02	BUICK TRUCK	
C4711	2001-97	CADILLAC		2004-99	SUZUKI TRUCK	C4773A	2005-01	PONTIAC TRUCK	
C4712	2005-97	CHEVROLET TRUCK		1999	BUICK		2007-02	BUICK TRUCK	
	2004-97	GMC	C4738	1999	CADILLAC	2004-02	CHEVROLET TRUCK		
	2000-98	ISUZU TRUCK		1999	OLDSMOBILE				
	2001-97	OLDSMOBILE TRUCK	C4738B	1999	BUICK				
C4713	2005-97	CHEVROLET	C4739	1999	BUICK				

Buyer's Guide - Calipers

Part No.	Year	Make	Part No.	Year	Make	Part No.	Year	Make
C4773A con	2004-02	OLDSMOBILE TRUCK	C4801 cont'	1987-83	DODGE	C4832B	2004	DODGE TRUCK
	2005-01	PONTIAC TRUCK		1987-83	PLYMOUTH	C4833	2006-02	DODGE TRUCK
C4774	2007-00	CHRYSLER TRUCK	C4802	1982	CHRYSLER	C4833A	2003	DODGE TRUCK
	2007-00	DODGE TRUCK		1989-81	DODGE	C4833B	2004	DODGE TRUCK
	2003-00	PLYMOUTH TRUCK	C4803	1982	CHRYSLER	C4836	2008-07	CHRYSLER TRUCK
C4776	2007-01	CHRYSLER TRUCK		1989-81	DODGE		2009-02	DODGE TRUCK
	2007-01	DODGE TRUCK		1989-81	PLYMOUTH	C4836A	2003	DODGE TRUCK
C4777	2007-01	CHRYSLER TRUCK	C4804	2007-04	BUICK TRUCK	C4837	2008-07	CHRYSLER TRUCK
	2007-01	DODGE TRUCK		2009-02	CHEVROLET TRUCK		2009-02	DODGE TRUCK
C4778	2006-01	FORD TRUCK		2009-02	GMC	C4837A	2003	DODGE TRUCK
	2004-01	MAZDA TRUCK		2008-03	ISUZU TRUCK	C4838	2004-03	FORD
C4779	2006-01	FORD TRUCK		2004-02	OLDSMOBILE TRUCK	C4839	2004-03	FORD
	2004-01	MAZDA TRUCK		2009-05	SAAB TRUCK	C4840	2010-03	FORD
C4780	2010-01	CHRYSLER	C4805	2007-04	BUICK TRUCK		2010-03	LINCOLN
C4781	2010-01	CHRYSLER		2009-02	CHEVROLET TRUCK		2010-03	MERCURY
C4782	2002	CHRYSLER		2009-02	GMC	C4841	2010-03	FORD
	2005-00	DODGE		2008-03	ISUZU TRUCK		2010-03	LINCOLN
	2001-00	PLYMOUTH		2004-02	OLDSMOBILE TRUCK		2010-03	MERCURY
C4783	2002	CHRYSLER		2009-05	SAAB TRUCK	C4842	2002-83	CHEVROLET-GMC TRUCK-MED. DUTY
	2005-00	DODGE	C4806	2002-01	DODGE TRUCK		2002-97	ISUZU MEDIUM TRUCK
	2001-00	PLYMOUTH	C4807	2002-01	DODGE TRUCK	C4844	2007-02	JEEP
C4784	2010-01	CHRYSLER	C4808	2006-01	CHRYSLER	C4845	2007-02	JEEP
	2005-03	DODGE		2006-01	DODGE	C4846	2004-02	FORD
C4785	2010-01	CHRYSLER	C4809	2006-01	CHRYSLER	C4847	2004-02	FORD
	2005-03	DODGE		2006-01	DODGE	C4848	2005-03	FORD TRUCK
C4788	2005-01	CHRYSLER TRUCK	C4810	2002-99	JEEP	C4849	2005-03	FORD TRUCK
	2005-01	DODGE TRUCK	C4811	2002-99	JEEP	C4850	2010-03	FORD
C4789	2005-01	CHRYSLER TRUCK	C4812	2005-02	FORD		2010-03	LINCOLN
	2005-01	DODGE TRUCK		2005-00	JAGUAR		2010-03	MERCURY
C4790	2005-99	FORD TRUCK		2002-00	LINCOLN	C4852	2006-03	LINCOLN
C4791	2005-99	FORD TRUCK	C4813	2005-02	FORD	C4853	2006-03	LINCOLN
C4792	2005-02	FORD		2005-00	JAGUAR	C4854	2010-03	CADILLAC
	2005-00	JAGUAR		2002-00	LINCOLN		2007-03	CHEVROLET TRUCK
	2006-00	LINCOLN	C4814	2008-01	CHEVROLET TRUCK		2007-03	GMC
C4792A	2005-03	JAGUAR		2008-01	GMC	C4855	2010-03	CADILLAC
C4793	2005-02	FORD	C4815	2008-01	CHEVROLET TRUCK		2007-03	CHEVROLET TRUCK
	2005-00	JAGUAR		2008-01	GMC	C4856	2003	FORD TRUCK
	2006-00	LINCOLN	C4816	2010-01	CHEVROLET TRUCK		2003	LINCOLN TRUCK
C4793A	2005-03	JAGUAR		2010-01	GMC	C4857	2003	FORD TRUCK
C4794	2004-00	FORD	C4817	2010-01	CHEVROLET TRUCK		2003	LINCOLN TRUCK
C4795	2004-00	FORD		2010-01	GMC	C4858	2009-04	FORD TRUCK
C4796	2002-01	DODGE TRUCK	C4818	2004-99	JEEP		2008-06	LINCOLN TRUCK
C4797	2002-01	DODGE TRUCK	C4819	2004-99	JEEP	C4859	2009-04	FORD TRUCK
C4798	2005-04	BUICK TRUCK	C4820	2007-00	FORD		2008-06	LINCOLN TRUCK
	2006-02	CHEVROLET TRUCK		2002-01	LINCOLN	C4860	2005-04	FORD TRUCK
	2005-02	GMC		2005-00	MERCURY	C4861	2005-04	FORD TRUCK
	2005-03	ISUZU TRUCK	C4821	2007-00	FORD	C4862	2004-03	DODGE TRUCK
	2005	SAAB TRUCK		2002-01	LINCOLN	C4863	2004-03	DODGE TRUCK
C4798A	2005-04	BUICK TRUCK		2005-00	MERCURY	C4864	2005-03	LINCOLN TRUCK
	2005-02	CHEVROLET TRUCK	C4822	2007-00	FORD	C4865	2005-03	LINCOLN TRUCK
	2005-02	GMC	C4823	2007-00	FORD	C4866	2005	CHEVROLET TRUCK
	2005	ISUZU TRUCK	C4824	2004-99	FORD		2003-02	SATURN TRUCK
	2004-02	OLDSMOBILE TRUCK	C4824A	2004-99	FORD	C4867	2005	CHEVROLET TRUCK
	2005	SAAB TRUCK	C4825	2004-99	FORD		2003-02	SATURN TRUCK
C4799	2005-04	BUICK TRUCK	C4825A	2004-99	FORD	C4868	2004	PONTIAC
	2006-02	CHEVROLET TRUCK	C4826	2004-99	JEEP	C4869	2004	PONTIAC
	2005-02	GMC	C4827	2004-99	JEEP	C4870	2008-04	CADILLAC
	2005-03	ISUZU TRUCK	C4828	2006-03	FORD TRUCK	C4871	2008-04	CADILLAC
	2005	SAAB TRUCK		2006-03	LINCOLN TRUCK	C4872	2004-03	DODGE TRUCK
C4799A	2005-04	BUICK TRUCK		2006-03	LINCOLN TRUCK	C4873	2004-03	DODGE TRUCK
	2005-02	CHEVROLET TRUCK	C4829	2006-03	FORD TRUCK	C4874	2010-03	CADILLAC
	2005-02	GMC		2006-03	LINCOLN TRUCK	C4875	2010-03	CADILLAC
	2005	ISUZU TRUCK	C4830	2006-03	FORD TRUCK	C4876	2003	DODGE TRUCK
	2004-02	OLDSMOBILE TRUCK		2006-03	LINCOLN TRUCK	C4877	2003	DODGE TRUCK
	2005	SAAB TRUCK	C4831	2006-03	FORD TRUCK	C4878	2008-03	CADILLAC
C4800	1991-83	CHRYSLER		2006-03	LINCOLN TRUCK	C4879	2008-03	CADILLAC
	1987-83	DODGE	C4832	2006-02	DODGE TRUCK			
	1987-83	PLYMOUTH	C4832A	2003	DODGE TRUCK			
C4801	1991-83	CHRYSLER						

Buyer's Guide - Calipers

Part No.	Year	Make	Part No.	Year	Make	Part No.	Year	Make
C4880	2009-05	CHEVROLET	C4923 cont'	2007-05	FORD	C4951 cont'	2006	PONTIAC TRUCK
	2009-05	PONTIAC		2007-05	MERCURY		2007-04	SATURN TRUCK
	2007-03	SATURN	C4923A	2009-08	FORD	C4958	2007-04	FORD TRUCK
C4881	2009-05	CHEVROLET		2009-08	MERCURY	C4959	2007-04	FORD TRUCK
	2009-05	PONTIAC	C4924	2010-05	CADILLAC	C4960	2007-04	FORD TRUCK
	2007-03	SATURN	C4925	2010-05	CADILLAC		2007-04	MERCURY TRUCK
C4882	2009-03	CHRYSLER	C4926	2010-05	FORD	C4961	2007-04	FORD TRUCK
	2005-03	DODGE	C4927	2010-05	FORD		2007-04	MERCURY TRUCK
C4883	2009-03	CHRYSLER	C4928	2010-05	FORD	C4962	2007-04	CHRYSLER TRUCK
	2005-03	DODGE	C4928A	2010-05	FORD		2007-04	DODGE TRUCK
C4886	2001	CADILLAC	C4929	2010-05	FORD	C4963	2007-04	CHRYSLER TRUCK
C4887	2001	CADILLAC	C4929A	2010-05	FORD		2007-04	DODGE TRUCK
C4890	2008-03	DODGE TRUCK	C4930	2006-03	CHEVROLET	C4964	2003	DODGE TRUCK
C4891	2008-03	DODGE TRUCK		2006-03	GMC	C4965	2003	DODGE TRUCK
C4892	2009-04	CHEVROLET		2006-03	CHEVROLET	C4966	2009-04	CADILLAC TRUCK
	2009-05	PONTIAC	C4931	2006-03	CHEVROLET		2008-05	CADILLAC
	2009-04	SATURN		2006-03	GMC	C4967	2009-04	CADILLAC TRUCK
C4893	2009-04	CHEVROLET		2006-03	GMC		2008-05	CADILLAC
	2009-05	PONTIAC	C4932	2004	PONTIAC	C4968	2009-05	CHRYSLER
	2009-04	SATURN	C4933	2004	PONTIAC		2010-05	DODGE
C4894	2008-03	DODGE TRUCK	C4934	2010-03	CHEVROLET	C4969	2009-05	CHRYSLER
C4895	2008-03	DODGE TRUCK		2010-03	GMC		2010-05	DODGE
C4896	2008-03	DODGE TRUCK		2010-03	GMC	C4970	2010-05	CHRYSLER
C4897	2008-03	DODGE TRUCK	C4935	2010-03	CHEVROLET		2010-05	DODGE
C4898	2003	DODGE TRUCK		2010-03	GMC	C4971	2010-05	CHRYSLER
C4899	2003	DODGE TRUCK		2010-03	GMC		2010-05	DODGE
C4900	2008-04	CHRYSLER TRUCK	C4936	2007-04	FORD TRUCK	C4974	2009-05	FORD TRUCK
C4901	2008-04	CHRYSLER TRUCK	C4937	2007-04	FORD TRUCK		2008-06	LINCOLN TRUCK
C4902	2010-04	CADILLAC	C4938	2008-04	CHEVROLET	C4975	2009-05	FORD TRUCK
C4903	2010-04	CADILLAC		2008-04	GMC		2008-06	LINCOLN TRUCK
C4904	2009-04	CADILLAC TRUCK		2008-04	GMC	C4976	2006-03	DODGE TRUCK
C4905	2009-04	CADILLAC TRUCK		2008-06	ISUZU TRUCK	C4977	2006-03	DODGE TRUCK
C4906	2008-05	CHEVROLET		2005	PONTIAC	C4978	2006-03	DODGE TRUCK
	2009-05	PONTIAC	C4939	2008-04	CHEVROLET	C4979	2006-03	DODGE TRUCK
	2007-04	SATURN		2008-04	GMC	C4980	2006-03	DODGE TRUCK
C4907	2008-05	CHEVROLET		2008-06	ISUZU TRUCK	C4981	2006-03	DODGE TRUCK
	2009-05	PONTIAC		2005	PONTIAC	C4982	2004-03	DODGE TRUCK
	2007-04	SATURN		2005	PONTIAC	C4983	2004-03	DODGE TRUCK
C4908	2007-04	FORD TRUCK	C4940	2006-03	CADILLAC TRUCK	C4984	2006-03	DODGE TRUCK
	2007-04	MERCURY TRUCK		2010-03	CHEVROLET	C4985	2006-03	DODGE TRUCK
C4909	2007-04	FORD TRUCK		2010-03	GMC	C4986	2006-03	DODGE TRUCK
	2007-04	MERCURY TRUCK		2010-03	GMC	C4987	2006-03	DODGE TRUCK
C4910	2009-06	CHEVROLET	C4941	2006-03	CADILLAC TRUCK	C4988	2010-06	BUICK
	2009-06	PONTIAC		2010-03	CHEVROLET		2010-06	CHEVROLET
C4910A	2009-04	CHEVROLET		2010-03	GMC	C4989	2010-06	BUICK
	2009-05	PONTIAC		2010-03	GMC		2010-06	CHEVROLET
	2009-07	SATURN	C4942	2010-05	FORD TRUCK	C4990	2010-05	JEEP
C4911	2009-06	CHEVROLET		2009-05	MAZDA TRUCK	C4991	2010-05	JEEP
	2009-06	PONTIAC		2010-05	MERCURY TRUCK	C4992	2009-05	CHRYSLER
C4911A	2009-04	CHEVROLET	C4943	2010-05	FORD TRUCK		2009-05	DODGE
	2009-05	PONTIAC		2009-05	MAZDA TRUCK	C4993	2009-05	CHRYSLER
	2009-07	SATURN		2010-05	MERCURY TRUCK		2009-05	DODGE
C4912	2004	PONTIAC	C4944	2007-05	BUICK TRUCK	C4994	2010-06	FORD TRUCK
C4913	2004	PONTIAC		2009-05	CHEVROLET		2010-06	MERCURY TRUCK
C4914	2008-04	CHRYSLER TRUCK		2009-05	GMC	C4995	2010-06	FORD TRUCK
C4915	2008-04	CHRYSLER TRUCK		2009-05	PONTIAC TRUCK		2010-06	MERCURY TRUCK
C4916	2006-05	FORD TRUCK		2007-05	SATURN TRUCK	C4996	2010-05	FORD TRUCK
	2006-05	MERCURY TRUCK	C4945	2007-05	BUICK TRUCK	C4997	2010-05	FORD TRUCK
C4917	2006-05	FORD TRUCK		2009-05	CHEVROLET	C4998	2010-05	JEEP
	2006-05	MERCURY TRUCK		2009-05	GMC	C4999	2010-05	JEEP
C4918	2010-07	CADILLAC TRUCK		2009-05	PONTIAC TRUCK	C5000	2010-06	FORD
	2010-05	CHEVROLET		2007-05	SATURN TRUCK		2010-06	LINCOLN
	2010-05	GMC	C4946	2007-05	FORD TRUCK		2010-06	MAZDA
	2010-05	GMC		2009-05	FORD		2010-06	MERCURY
C4919	2010-07	CADILLAC TRUCK		2009-05	MERCURY	C5001	2010-06	FORD
	2010-05	CHEVROLET	C4947	2007-05	FORD TRUCK		2010-06	LINCOLN
	2010-05	GMC		2009-05	FORD		2010-06	MAZDA
	2010-05	GMC		2009-05	MERCURY		2010-06	MERCURY
C4920	2007-05	FORD TRUCK	C4948	2007-04	FORD	C5002	2010-06	FORD
C4921	2007-05	FORD TRUCK	C4949	2007-04	FORD		2010-06	LINCOLN
C4922	2007-05	FORD TRUCK	C4950	2006-05	CHEVROLET		2010-06	MAZDA
	2007-05	FORD		2006	PONTIAC TRUCK		2010-06	MERCURY
	2007-05	MERCURY		2007-04	SATURN TRUCK	C5003	2010-06	FORD
C4922A	2009-08	FORD		2007-04	SATURN TRUCK		2010-06	LINCOLN
	2009-08	MERCURY	C4951	2006-05	CHEVROLET		2010-06	MAZDA
C4923	2007-05	FORD TRUCK		2006-05	GMC		2010-06	MERCURY

Buyer's Guide - Calipers

Part No.	Year	Make	Part No.	Year	Make	Part No.	Year	Make
C5004	2007-06	BUICK TRUCK	C5031	2010-07	CADILLAC TRUCK	C5051	2009-06	PONTIAC
	2009-06	CHEVROLET TRUCK		2010-07	CHEVROLET TRUCK		2009-07	SATURN
	2009-06	GMC		2010-07	GMC	2009-07	CHRYSLER TRUCK	
	2008-06	ISUZU TRUCK	C5032	2010-07	CHRYSLER	C5055	2009-07	CHRYSLER TRUCK
	2009-06	SAAB TRUCK		2010-07	DODGE		2010-07	DODGE TRUCK
C5004A	2007-06	BUICK TRUCK	2010-07	JEEP	C5056	2009-07	CHEVROLET TRUCK	
	2009-06	CHEVROLET TRUCK	C5032A	2008-07		DODGE	2009-07	PONTIAC TRUCK
	2009-06	GMC	C5032B	2010-07		2010-08	MITSUBISHI TRUCK	2009-08
C5004B	2010-08	BUICK TRUCK	C5032C	2010-08	MITSUBISHI	2009-07	SUZUKI TRUCK	
	2010-09	CHEVROLET TRUCK	C5033	2010-07	CHRYSLER	C5057	2009-07	CHEVROLET TRUCK
	2010-07	GMC		2010-07	DODGE		2009-07	PONTIAC TRUCK
2010-07	SATURN TRUCK	2010-07		JEEP	2009-08		SATURN TRUCK	
C5004C	2010-09	CHEVROLET TRUCK	C5033A	2008-07	DODGE	2009-07	SUZUKI TRUCK	
	2010-09	GMC	C5033B	2010-07	2010-08	MITSUBISHI TRUCK	C5058	2010-08
C5005	2007-06	BUICK TRUCK	C5033C	2010-08	MITSUBISHI	2010-09		CHEVROLET TRUCK
	2009-06	CHEVROLET TRUCK	C5034	2007-05	BUICK TRUCK	2010-07		GMC
	2009-06	GMC		2009-05	BUICK	2010-07	SATURN TRUCK	
	2008-06	ISUZU TRUCK		2009-05	CHEVROLET TRUCK	C5059	2010-08	BUICK TRUCK
	2009-06	SAAB TRUCK		2009-05	PONTIAC TRUCK		2010-09	CHEVROLET TRUCK
2009-06	SAAB TRUCK	2008-04		PONTIAC	2010-07		GMC	
C5005A	2007-06	BUICK TRUCK	2007-05	SATURN TRUCK	2010-07	SATURN TRUCK		
	2009-06	CHEVROLET TRUCK	C5034A	2004	PONTIAC	C5060	2009-07	FORD TRUCK
2009-06	GMC	C5035	2007-05	BUICK TRUCK	2009-07		LINCOLN TRUCK	
C5005B	2010-08		BUICK TRUCK	2009-05	BUICK	C5061	2009-07	FORD TRUCK
	2010-09		CHEVROLET TRUCK	2009-05	CHEVROLET TRUCK		2009-07	LINCOLN TRUCK
	2010-07		GMC	2009-05	PONTIAC TRUCK		C5068	2010-08
2010-07	SATURN TRUCK		2008-04	PONTIAC	C5069	2010-08	FORD	
C5005C	2010-09	CHEVROLET TRUCK	2007-05	SATURN TRUCK	C5072	2010-08	FORD TRUCK	
	2010-09	GMC	C5035A	2004	PONTIAC	C5073	2010-08	FORD TRUCK
C5006	2010-05	CHEVROLET	C5038	2009-07	CHRYSLER	C5074	2010-08	FORD TRUCK
C5006A	2010-05	CHEVROLET	2009-07	DODGE	C5075	2010-08	FORD TRUCK	
C5007	2010-05	CHEVROLET	2010-07	JEEP	C5076	2010-08	FORD TRUCK	
C5007A	2010-05	CHEVROLET	2010-08	MITSUBISHI	C5077	2010-08	FORD TRUCK	
C5008	2008-05	DODGE TRUCK	C5039	2009-07	CHRYSLER	C5080	2010-08	CHRYSLER TRUCK
2009-06	MITSUBISHI TRUCK	2009-07		DODGE	2010-08		DODGE TRUCK	
C5009	2008-05	DODGE TRUCK	2010-07	JEEP	C5081	2010-08	CHRYSLER TRUCK	
2009-06	MITSUBISHI TRUCK	2010-08	MITSUBISHI	2010-08		DODGE TRUCK		
C5010	2009-05	BUICK	C5040	2010-07	CHEVROLET TRUCK	C5104	2008-07	CHRYSLER
	2008-05	PONTIAC	2010	GMC	2008		DODGE	
C5011	2009-05	BUICK	2009-07	PONTIAC TRUCK	2010-08		JEEP	
	2008-05	PONTIAC	2009-08	SATURN TRUCK	C5105	2008-07	CHRYSLER	
C5014	2010-06	BUICK	C5041	2010-07		CHEVROLET TRUCK	2008	DODGE
	2010-06	CADILLAC		2010	GMC	2010-08	JEEP	
C5015	2010-06	BUICK	2009-07	PONTIAC TRUCK	C5110	2010-08	FORD TRUCK	
	2010-06	CADILLAC	2009-08	SATURN TRUCK	C5111	2010-08	FORD TRUCK	
C5016	2009-05	CHRYSLER	C5042	2010-07	FORD TRUCK	C6040	2010-06	LEXUS
C5017	2010-05	DODGE	2008-07	LINCOLN TRUCK	C6041	2010-06	LEXUS	
	2009-05	CHRYSLER	2010-07	MAZDA TRUCK	C7016	1982-65	CHEVROLET	
C5022	2010-05	FORD TRUCK	C5043	2010-07	FORD TRUCK	C7017	1982-65	CHEVROLET
C5023	2010-05	FORD TRUCK		2008-07	LINCOLN TRUCK	C8000	2004-89	BLUE BIRD TRUCK
C5024	2010-06	BUICK	2010-07	MAZDA TRUCK	2002-83		CHEVROLET-GMC TRUCK-MED. DUTY	
C5025	2010-06	BUICK	C5044	2010-08	CHRYSLER TRUCK		2004-92	FREIGHTLINER TRUCKS
	2010-06	CADILLAC		2010-07	DODGE TRUCK		1996-82	IHC/NAVISTAR TRUCKS - MED. DUTY
C5026	2010-06	CADILLAC	2010-07	JEEP	2002-97		ISUZU MEDIUM TRUCK	
	2010-07	FORD TRUCK	C5044A	2010-09	DODGE TRUCK		1993-86	MACK TRUCK
C5026A	2008-07	LINCOLN TRUCK	C5045	2010-08	CHRYSLER TRUCK		2005-99	STERLING TRUCKS
	2010-07	FORD TRUCK		2010-07	DODGE TRUCK		C8001	1997
2008-07	LINCOLN TRUCK	2010-07	JEEP	2004-92	FREIGHTLINER TRUCKS			
C5027	2010-07	FORD TRUCK	C5045A	2010-09	DODGE TRUCK			1996-79
C5027A	2010-07	FORD TRUCK	C5046	2009-07	DODGE TRUCK	2005-99	STERLING TRUCKS	
	2008-07	LINCOLN TRUCK	2010-07	JEEP	C8004	1999-84	FORD TRUCK - MED. DUTY	
C5028	2010-05	FORD TRUCK	C5047	2009-07		DODGE TRUCK	C8005	1999-83
C5029	2010-05	FORD TRUCK	2010-07	JEEP	2010-07	LINCOLN TRUCK		
C5030	2010-07	CADILLAC TRUCK	C5048	2010-07	FORD TRUCK	C5049	2010-07	FORD TRUCK
	2010-07	CHEVROLET TRUCK	2010-07	LINCOLN TRUCK	2010-07		LINCOLN TRUCK	
	2010-07	GMC	C5050	2009-06	PONTIAC		2009-07	SATURN

Buyer's Guide - Calipers

Part No.	Year	Make	Part No.	Year	Make	Part No.	Year	Make
C8005 cont'		MED. DUTY	C8053 cont'	2010-05	HINO TRUCK	CL840B	1991-87	DODGE
C8006	1997-75	FORD TRUCK - MED. DUTY		2009-04	ISUZU MEDIUM TRUCK		1991-88	EAGLE
	1983-75	MACK TRUCK	C8056	2004-98	BLUE BIRD TRUCK		1990-87	MITSUBISHI
C8007	1996-87	IHC/NAVISTAR TRUCKS - MED. DUTY		2008-04	FORD TRUCK - MED. DUTY	CL841	1987-84	DODGE
				2005-98	IHC/NAVISTAR TRUCKS - MED. DUTY		1987-84	MITSUBISHI
C8013	1997-90	IHC/NAVISTAR TRUCKS - MED. DUTY					1987-84	PLYMOUTH
				2005-99	STERLING TRUCKS	CL841B	1991-87	DODGE
C8014	1990-82	IHC/NAVISTAR TRUCKS - MED. DUTY	C8058	2004-98	BLUE BIRD TRUCK		1991-88	EAGLE
				2008-04	FORD TRUCK - MED. DUTY		1990-87	MITSUBISHI
C8015	1990-82	IHC/NAVISTAR TRUCKS - MED. DUTY		2005-98	IHC/NAVISTAR TRUCKS - MED. DUTY		1991-87	PLYMOUTH
						CL870	1990-83	NISSAN / DATSUN
C8016	1990-82	IHC/NAVISTAR TRUCKS - MED. DUTY		2005-99	STERLING TRUCKS	CL871	1990-83	NISSAN / DATSUN
			CL150	1984-80	VOLKSWAGEN TRUCK	CL900	1995-86	MERCEDES-BENZ
C8017	1990-82	IHC/NAVISTAR TRUCKS - MED. DUTY		1984-79	VOLKSWAGEN	CL901	1995-86	MERCEDES-BENZ
			CL150A	1992-85	VOLKSWAGEN	CL912	1991-73	MERCEDES-BENZ
C8018	1990-82	IHC/NAVISTAR TRUCKS - MED. DUTY	CL150B	1993-81	VOLKSWAGEN	CL913	1991-73	MERCEDES-BENZ
			CL151	1984-80	VOLKSWAGEN TRUCK	CL916	1989-77	MERCEDES-BENZ
				1984-79	VOLKSWAGEN	CL917	1989-77	MERCEDES-BENZ
C8019	1990-82	IHC/NAVISTAR TRUCKS - MED. DUTY	CL151A	1992-85	VOLKSWAGEN	CL920	1991-86	MERCEDES-BENZ
			CL151B	1993-81	VOLKSWAGEN	CL921	1991-86	MERCEDES-BENZ
C8023	1997-88	CHEVROLET-GMC TRUCK-MED. DUTY	CL426	1993-75	VOLVO	CL922	1991-86	MERCEDES-BENZ
	1997-88	ISUZU MEDIUM TRUCK	CL427	1993-75	VOLVO	CL923	1991-86	MERCEDES-BENZ
			CL428	1993-75	VOLVO	CL926	1990-85	VOLKSWAGEN
C8024	1997-88	CHEVROLET-GMC TRUCK-MED. DUTY	CL429	1993-75	VOLVO	CL927	1990-85	VOLKSWAGEN
	1997-88	ISUZU MEDIUM TRUCK	CL480	1980-75	SAAB	CL928	1990-85	VOLKSWAGEN
			CL480A	1987-79	SAAB	CL929	1990-85	VOLKSWAGEN
C8042	2002-95	CHEVROLET-GMC TRUCK-MED. DUTY	CL481	1980-75	SAAB	CL930	1985-80	VOLKSWAGEN TRUCK
			CL481A	1987-79	SAAB	CL931	1985-80	VOLKSWAGEN TRUCK
C8043	2002-95	CHEVROLET-GMC TRUCK-MED. DUTY	CL630	1987-75	VOLVO	CL934	1990	SUBARU
C8044	2001-95	CHEVROLET TRUCK	CL631	1987-75	VOLVO	CL935	1990	SUBARU
	2001-95	GMC	CL632	1987-83	VOLVO	CL938	1991-85	SUBARU
C8046	2008-99	FORD TRUCK	CL632A	1990-88	VOLVO	CL938A	1991-88	SUBARU
C8046B	2008-06	FORD TRUCK - MED. DUTY	CL632B	1992-91	VOLVO	CL939	1991-85	SUBARU
	2010-05	FORD TRUCK	CL633	1987-83	VOLVO	CL939A	1991-88	SUBARU
C8047	2007-99	FORD TRUCK	CL633A	1990-88	VOLVO	CL944	1989-83	BMW
			CL633B	1992-91	VOLVO	CL945	1989-83	BMW
C8047B	2008-06	FORD TRUCK - MED. DUTY	CL682	1993-82	BMW	CL946	1989-84	NISSAN / DATSUN
	2010-05	FORD TRUCK	CL683	1993-82	BMW	CL947	1989-84	NISSAN / DATSUN
			CL744A	1989-88	HONDA	CL956	1988-86	NISSAN / DATSUN TRUCK
C8050	2009-02	CHEVROLET-GMC TRUCK-MED. DUTY	CL745A	1989-88	HONDA		1989-85	NISSAN / DATSUN
	2003-00	FORD TRUCK - MED. DUTY	CL766	1996-74	JAGUAR	CL957C	1997-86	NISSAN / DATSUN TRUCK
	2010-05	HINO TRUCK	CL767	1996-74	JAGUAR	CL960	1992-90	INFINITI
	2009-02	ISUZU MEDIUM TRUCK	CL768	1994-74	JAGUAR		1988-87	NISSAN / DATSUN
			CL769	1994-74	JAGUAR	CL961	1992-90	INFINITI
C8051	2009-02	CHEVROLET-GMC TRUCK-MED. DUTY	CL772A	1989-84	MERCEDES-BENZ		1988-87	NISSAN / DATSUN
	2003-00	FORD TRUCK - MED. DUTY	CL773A	1989-84	MERCEDES-BENZ	CL964	1990-87	ACURA
	2010-05	HINO TRUCK	CL778	1991-67	MERCEDES-BENZ	CL965	1990-87	ACURA
	2009-02	ISUZU MEDIUM TRUCK	CL779	1991-67	MERCEDES-BENZ	CL984	1987-84	AUDI
			CL782	1991-85	DODGE		1991-86	VOLKSWAGEN
				1991-88	EAGLE	CL984A	1996-89	VOLKSWAGEN
				1990-85	MITSUBISHI	CL984B	2002-95	VOLKSWAGEN
				1991-85	PLYMOUTH	CL985	1987-84	AUDI
C8052	2009-03	CHEVROLET-GMC TRUCK-MED. DUTY	CL783	1991-85	DODGE		1991-86	VOLKSWAGEN
	2003-00	FORD TRUCK - MED. DUTY		1991-88	EAGLE	CL985A	1996-89	VOLKSWAGEN
	2010-05	HINO TRUCK		1990-85	MITSUBISHI	CL985B	2002-95	VOLKSWAGEN
	2009-04	ISUZU MEDIUM TRUCK		1991-85	PLYMOUTH	CL988	1995-86	AUDI
			CL818	1995-84	TOYOTA TRUCK	CL989	1995-86	AUDI
			CL819	1995-84	TOYOTA TRUCK	CL990	1997-86	AUDI
C8053	2009-03	CHEVROLET-GMC TRUCK-MED. DUTY	CL826	1989-76	TOYOTA TRUCK	CL991	1997-86	AUDI
	2003-00	FORD TRUCK - MED. DUTY	CL826A	1990-88	TOYOTA TRUCK	CL992	1991-88	SUBARU
			CL827	1989-76	TOYOTA TRUCK	CL993	1991-88	SUBARU
			CL827A	1990-88	TOYOTA TRUCK	CL994	1992-90	GEO
			CL836	1992-84	AUDI		1991-88	TOYOTA
			CL836A	1995-90	VOLKSWAGEN	CL995	1992-90	GEO
			CL837	1992-84	AUDI		1991-88	TOYOTA
			CL837A	1995-90	VOLKSWAGEN	CL1004	1991-86	ACURA
			CL840	1987-84	DODGE			
				1987-84	MITSUBISHI			
				1987-84	PLYMOUTH			

Buyer's Guide - Calipers

Part No.	Year	Make	Part No.	Year	Make	Part No.	Year	Make
CL1004 cont	1991-88	HONDA	CL1097	1993-87	DODGE TRUCK	CL1196	1994-89	NISSAN / DATSUN
CL1004A	1993-92	ACURA		1996-87	MITSUBISHI TRUCK	CL1197	1994-89	NISSAN / DATSUN
	1993-92	HONDA	CL1100	1993-86	MAZDA TRUCK	CL1198	1995-88	NISSAN / DATSUN TRUCK
CL1005	1991-86	ACURA	CL1101	1993-86	MAZDA TRUCK			
	1991-88	HONDA	CL1102	1993-87	VOLKSWAGEN	CL1199	1995-88	NISSAN / DATSUN TRUCK
CL1005A	1993-92	ACURA	CL1103	1993-87	VOLKSWAGEN			
	1993-92	HONDA	CL1108	1993-83	VOLVO	CL1202	1999-90	LEXUS
CL1008	1988	CHEVROLET	CL1109	1993-83	VOLVO		1999-88	TOYOTA
	1992-89	GEO	CL1110	1990-83	VOLVO	CL1202A	1996-92	LEXUS
	1992-85	TOYOTA	CL1111	1990-83	VOLVO		1996-90	TOYOTA
CL1009	1988	CHEVROLET	CL1112	1994-83	VOLVO	CL1203	1999-90	LEXUS
	1992-89	GEO	CL1112A	1998-95	VOLVO		1999-88	TOYOTA
	1992-85	TOYOTA	CL1113	1994-83	VOLVO	CL1203A	1996-92	LEXUS
CL1012	1992-86	TOYOTA	CL1113A	1998-95	VOLVO		1996-90	TOYOTA
CL1013	1992-86	TOYOTA	CL1120	1990-87	TOYOTA TRUCK	CL1206	1995-87	NISSAN / DATSUN TRUCK
CL1014	1992-86	TOYOTA	CL1121	1990-87	TOYOTA TRUCK			
CL1015	1992-86	TOYOTA	CL1122	1990-87	TOYOTA TRUCK	CL1207	1995-87	NISSAN / DATSUN TRUCK
CL1016	1990-87	TOYOTA	CL1123	1990-87	TOYOTA TRUCK			
CL1017	1990-87	TOYOTA	CL1138	1993-84	BMW	CL1208	1999-88	AUDI
CL1028	1989-86	TOYOTA	CL1139	1993-84	BMW	CL1209	1999-88	AUDI
CL1028A	1993-90	TOYOTA	CL1148	1993-88	FORD	CL1210	1991-88	MAZDA
CL1029	1989-86	TOYOTA	CL1149	1993-88	FORD	CL1211	1991-88	MAZDA
CL1029A	1993-90	TOYOTA	CL1160	1994-85	SUBARU	CL1212	1995-90	ASUNA TRUCK
CL1030A	1992-89	TOYOTA TRUCK	CL1161	1994-85	SUBARU		1998	CHEVROLET TRUCK
CL1031A	1992-89	TOYOTA TRUCK	CL1166	1993-87	DODGE TRUCK		1997-89	GEO TRUCK
CL1036	1991-86	TOYOTA		1994-87	MITSUBISHI TRUCK		1997-94	PONTIAC TRUCK
CL1036A	1992-90	GEO	CL1167	1993-87	DODGE TRUCK		1998-89	SUZUKI TRUCK
	1991-86	TOYOTA		1994-87	MITSUBISHI TRUCK	CL1213	1995-90	ASUNA TRUCK
CL1037	1991-86	TOYOTA	CL1168	1995-94	HONDA TRUCK		1998	CHEVROLET TRUCK
CL1037A	1992-90	GEO		1995-87	ISUZU TRUCK		1997-89	GEO TRUCK
	1991-86	TOYOTA		1991-89	PASSPORT TRUCK		1997-94	PONTIAC TRUCK
CL1038A	1991-90	TOYOTA	CL1169	1995-94	HONDA TRUCK		1998-89	SUZUKI TRUCK
CL1039A	1991-90	TOYOTA		1995-87	ISUZU TRUCK	CL1214	1992-89	FORD
CL1040	1990-83	VOLVO		1991-89	PASSPORT TRUCK		1992-88	MAZDA
CL1040A	1993-91	VOLVO	CL1174	1996-84	MERCEDES-BENZ	CL1215	1992-89	FORD
CL1041	1990-83	VOLVO	CL1175	1996-84	MERCEDES-BENZ		1992-88	MAZDA
CL1041A	1993-91	VOLVO	CL1176	1995-87	BMW	CL1216	1992-89	FORD
CL1042	1994-86	SUZUKI TRUCK	CL1176A	2002-91	BMW		1992-88	MAZDA
CL1046	1989-87	HYUNDAI	CL1177	1995-87	BMW	CL1216	1990-88	MITSUBISHI
	1989-87	MITSUBISHI	CL1177A	2002-91	BMW	CL1217	1990-88	MITSUBISHI
CL1046A	1999-95	HYUNDAI	CL1178	1990	DODGE	CL1218	2006-89	NISSAN / DATSUN
CL1047	1989-87	HYUNDAI		1990-88	EAGLE	CL1218A	2001-89	NISSAN / DATSUN
	1989-87	MITSUBISHI	CL1179	1990	DODGE	CL1218B	1996-91	INFINITI
CL1047A	1999-95	HYUNDAI		1990-88	EAGLE		1992-88	NISSAN / DATSUN TRUCK
CL1058	1998-86	SAAB	CL1182	1992-89	FORD		1992-89	NISSAN / DATSUN
CL1059	1998-86	SAAB		1992-88	MAZDA	CL1218C	1999-96	INFINITI
CL1066	1989-86	MAZDA	CL1183	1992-89	FORD		2001-95	NISSAN / DATSUN
	1994-87	MERCURY		1992-88	MAZDA	CL1219	2006-89	NISSAN / DATSUN
CL1067	1989-86	MAZDA	CL1186	1995-88	ISUZU TRUCK	CL1219A	2001-89	NISSAN / DATSUN
	1994-87	MERCURY		1990-89	PASSPORT TRUCK	CL1219B	1996-91	INFINITI
CL1072	1989-86	MAZDA	CL1187	1995-88	ISUZU TRUCK		1992-88	NISSAN / DATSUN TRUCK
	1994-87	MERCURY		1990-89	PASSPORT TRUCK		1992-89	NISSAN / DATSUN
CL1073	1989-86	MAZDA	CL1188	1991-88	TOYOTA	CL1219C	1999-96	INFINITI
	1994-87	MERCURY	CL1188A	1991-90	LEXUS		2001-95	NISSAN / DATSUN
CL1078	1991-86	MAZDA		1991-90	TOYOTA	CL1222	1994-89	NISSAN / DATSUN
CL1079	1991-86	MAZDA	CL1188B	1993-90	TOYOTA	CL1223	1994-89	NISSAN / DATSUN
CL1080B	1991-89	MAZDA	CL1188C	1993-92	TOYOTA	CL1224	1992-90	NISSAN / DATSUN
CL1081B	1991-89	MAZDA	CL1189	1991-88	TOYOTA	CL1224A	1989	NISSAN / DATSUN
CL1082	1991-86	MAZDA	CL1189A	1991-90	LEXUS	CL1225	1992-90	NISSAN / DATSUN
CL1083	1991-86	MAZDA		1991-90	TOYOTA	CL1225A	1989	NISSAN / DATSUN
CL1084	1991-86	MAZDA	CL1189B	1993-90	TOYOTA	CL1228	1991-88	HONDA
CL1085	1991-86	MAZDA	CL1189C	1993-92	TOYOTA	CL1229	1991-88	HONDA
CL1092A	1991-84	DODGE	CL1190	1995-88	ISUZU TRUCK	CL1232	1991-88	HONDA
	1991-88	EAGLE		1991-89	PASSPORT TRUCK	CL1233	1991-88	HONDA
	1990-85	MITSUBISHI	CL1191	1995-88	ISUZU TRUCK	CL1234	1990-89	NISSAN / DATSUN
	1991-85	PLYMOUTH		1991-89	PASSPORT TRUCK	CL1235	1990-89	NISSAN / DATSUN
CL1092B	1990-89	DODGE	CL1192	1990-89	DODGE	CL1236	1992-89	TOYOTA
	1987	MITSUBISHI		1990-89	EAGLE	CL1237	1992-89	TOYOTA
CL1093A	1991-84	DODGE		1992-89	MITSUBISHI	CL1238	1998-88	VOLVO
	1991-88	EAGLE		1991-89	PLYMOUTH	CL1240	1995-89	TOYOTA TRUCK
	1990-85	MITSUBISHI	CL1193	1990-89	DODGE	CL1240A	1988	TOYOTA TRUCK
	1991-85	PLYMOUTH		1990-89	EAGLE	CL1241	1995-89	TOYOTA TRUCK
CL1093B	1990-89	DODGE		1992-89	MITSUBISHI	CL1241A	1988	TOYOTA TRUCK
	1987	MITSUBISHI		1991-89	PLYMOUTH	CL1242	1995-89	TOYOTA TRUCK
CL1096	1993-87	DODGE TRUCK	CL1194	1991-88	HONDA			
	1996-87	MITSUBISHI TRUCK	CL1195	1991-88	HONDA			

Buyer's Guide - Calipers

Part No.	Year	Make	Part No.	Year	Make	Part No.	Year	Make
CL1243	1995-89	TOYOTA TRUCK	CL1372	1994-90	EAGLE	CL1453	1991	NISSAN / DATSUN
CL1244	1989-88	TOYOTA		1994-90	MITSUBISHI	CL1453A	1994-92	NISSAN / DATSUN
CL1245	1989-88	TOYOTA		1994-90	PLYMOUTH	CL1456	1992-88	AUDI
CL1246	1995-89	TOYOTA TRUCK	CL1373	1994-90	EAGLE	CL1456A	1993-89	AUDI
CL1247	1995-89	TOYOTA TRUCK		1994-90	MITSUBISHI	CL1457	1992-88	AUDI
CL1248	1992-89	TOYOTA		1994-90	PLYMOUTH	CL1457A	1993-89	AUDI
CL1249	1992-89	TOYOTA	CL1375	1993-90	MAZDA	CL1458	1991-89	AUDI
CL1250	1990-87	VOLVO	CL1376	1993-90	MAZDA	CL1459	1991-89	AUDI
CL1251	1990-87	VOLVO	CL1377	1993-90	MAZDA	CL1460	2001-95	ACURA
CL1252	1994-88	SAAB	CL1377A	2005-94	MAZDA		2001-95	HONDA TRUCK
CL1253	1994-88	SAAB	CL1378	1993-90	MAZDA		2001-91	HONDA
CL1258	1992-87	AUDI	CL1378A	2005-94	MAZDA		1999-96	ISUZU TRUCK
CL1259	1992-87	AUDI	CL1379	1997-92	HONDA	CL1460A	1994-92	ACURA
CL1262	1992-90	DODGE	CL1379A	2000-90	HONDA	CL1461	2001-95	ACURA
	1992-88	EAGLE	CL1380	1997-92	HONDA		2001-95	HONDA TRUCK
CL1263	1992-90	DODGE	CL1380A	2000-90	HONDA		2001-91	HONDA
	1992-88	EAGLE	CL1381	1993-90	HONDA		1999-96	ISUZU TRUCK
CL1264	1990-88	VOLVO	CL1382	1993-90	HONDA	CL1461A	1994-92	ACURA
CL1264A	1990-83	VOLVO	CL1383	1994-89	SUBARU	CL1462	1998-91	ACURA
CL1265	1990-88	VOLVO	CL1384	1994-89	SUBARU		2002-98	HONDA
CL1265A	1990-83	VOLVO	CL1385	1995-89	BMW	CL1463	1998-91	ACURA
CL1266	1989	HONDA	CL1386	1995-89	BMW		2002-98	HONDA
CL1268	1998-88	SAAB	CL1389	1990-89	PASSPORT	CL1464	1994-91	TOYOTA
CL1269	1998-88	SAAB		1990-89	PONTIAC	CL1464A	1999-95	TOYOTA
CL1272	1994-89	SUBARU	CL1390	1990-89	PASSPORT	CL1465	1994-91	TOYOTA
CL1273	1994-89	SUBARU		1990-89	PONTIAC	CL1465A	1999-95	TOYOTA
CL1276	1990-88	PASSPORT	CL1397	1990	NISSAN / DATSUN	CL1466	1995-91	TOYOTA
	1990-88	PONTIAC	CL1398	1990	NISSAN / DATSUN	CL1467	1995-91	TOYOTA
CL1276A	1994-92	ASUNA	CL1399	1992-90	NISSAN / DATSUN	CL1468	1992-91	TOYOTA
	1993-90	PASSPORT	CL1400	1992-90	NISSAN / DATSUN	CL1469	1992-91	TOYOTA
	1993-90	PONTIAC	CL1401	1991-90	ACURA	CL1470	1995-91	TOYOTA
CL1277	1990-88	PASSPORT		1991-90	HONDA	CL1471	1995-91	TOYOTA
	1990-88	PONTIAC	CL1401A	1993-92	ACURA	CL1472	1994-91	TOYOTA TRUCK
CL1277A	1994-92	ASUNA	CL1402	1991-90	ACURA	CL1473	1994-91	TOYOTA TRUCK
	1993-90	PASSPORT		1991-90	HONDA	CL1474	1996-91	TOYOTA TRUCK
	1993-90	PONTIAC	CL1402A	1993-92	ACURA	CL1474A	1997	TOYOTA TRUCK
CL1320	1993-87	MAZDA TRUCK	CL1408	1996-90	NISSAN / DATSUN	CL1475	1996-91	TOYOTA TRUCK
CL1321	1993-87	MAZDA TRUCK	CL1409	1996-90	NISSAN / DATSUN	CL1475A	1997	TOYOTA TRUCK
CL1322	1991-89	CHEVROLET	CL1414	1994-89	HYUNDAI	CL1476	1991	TOYOTA TRUCK
	1994-89	GEO	CL1415	1994-89	HYUNDAI	CL1477	1991	TOYOTA TRUCK
	1994-89	PONTIAC	CL1416	1994-90	ASUNA	CL1478	1992-91	TOYOTA TRUCK
CL1323	1991-89	CHEVROLET		1993-90	GEO	CL1479	1992-91	TOYOTA TRUCK
	1994-89	GEO		1993-90	ISUZU	CL1486	1998	CHEVROLET TRUCK
	1994-89	PONTIAC	CL1417	1994-90	ASUNA		1997-96	GEO TRUCK
CL1334	1999-97	ACURA		1993-90	GEO		1997-96	PONTIAC TRUCK
	1997-90	HONDA		1993-90	ISUZU		1998-91	SUZUKI TRUCK
CL1335	1999-97	ACURA	CL1420	1990	GEO	CL1487	1998	CHEVROLET TRUCK
	1997-90	HONDA	CL1421	1990	GEO		1997-96	GEO TRUCK
CL1336	1996-91	FORD	CL1430	1992-86	VOLKSWAGEN TRUCK		1997-96	PONTIAC TRUCK
	1998-90	MAZDA					1998-91	SUZUKI TRUCK
	1996-91	MERCURY	CL1431	1992-86	VOLKSWAGEN TRUCK	CL1488	1994-89	SUZUKI
CL1336A	2003-91	FORD				CL1489	1994-89	SUZUKI
	1998-90	MAZDA	CL1432	1992-86	VOLKSWAGEN TRUCK	CL1490	1994-89	SUZUKI
	1999-91	MERCURY				CL1491	1994-89	SUZUKI
CL1337	1996-91	FORD	CL1433	1992-86	VOLKSWAGEN TRUCK	CL1492	2003-90	HYUNDAI
	1998-90	MAZDA					1994-90	MITSUBISHI
	1996-91	MERCURY	CL1436	1990-88	BMW	CL1492A	2005-04	HYUNDAI
CL1337A	2003-91	FORD	CL1437	1990-88	BMW	CL1493	2003-90	HYUNDAI
	1998-90	MAZDA	CL1440	1994-91	NISSAN / DATSUN		1994-90	MITSUBISHI
	1999-91	MERCURY	CL1441	1994-91	NISSAN / DATSUN	CL1493A	2005-04	HYUNDAI
CL1338	1999-90	SUBARU	CL1442	1994-91	NISSAN / DATSUN	CL1494	1994-91	HYUNDAI
CL1339	1999-90	SUBARU	CL1443	1994-91	NISSAN / DATSUN	CL1495	1994-91	HYUNDAI
CL1340	1999-90	SUBARU	CL1444	1994-91	NISSAN / DATSUN	CL1500	1990	DODGE
CL1341	1999-90	SUBARU	CL1445	1994-91	NISSAN / DATSUN		1990	EAGLE
CL1342	1996-90	SUBARU	CL1446	1997-91	HONDA		1990	MITSUBISHI
CL1343	1996-90	SUBARU	CL1447	1997-91	HONDA	CL1501	1990	DODGE
CL1344	1996-91	FORD	CL1448	1998-91	ACURA		1990	EAGLE
	1994-90	MAZDA		2004-95	HONDA TRUCK		1990	MITSUBISHI
	1996-91	MERCURY		1999-96	ISUZU TRUCK	CL1502	1992-91	DODGE
CL1345	1996-91	FORD	CL1449	1998-91	ACURA		1992	EAGLE
	1994-90	MAZDA		2004-95	HONDA TRUCK		1992-91	MITSUBISHI
	1996-91	MERCURY		1999-96	ISUZU TRUCK		1992-91	PLYMOUTH
CL1368	1991-90	MAZDA	CL1450	1994-91	NISSAN / DATSUN	CL1503	1992-91	DODGE
CL1369	1991-90	MAZDA	CL1451	1994-91	NISSAN / DATSUN		1992	EAGLE
CL1370	1991-89	MAZDA TRUCK	CL1452	1991	NISSAN / DATSUN			
CL1371	1991-89	MAZDA TRUCK	CL1452A	1994-92	NISSAN / DATSUN			

Buyer's Guide - Calipers

Part No.	Year	Make	Part No.	Year	Make	Part No.	Year	Make
CL1503 cont	1992-91	MITSUBISHI	CL1553	1996-90	INFINITI	CL1619A	2007-99	BMW
	1992-91	PLYMOUTH	CL1553A	1996-95	INFINITI	CL1619B	2006-98	BMW
CL1504	1992	DODGE	CL1556	2001-94	ACURA	CL1620	1999-92	BMW
	1992-91	EAGLE		2000-92	HONDA	CL1621	1999-92	BMW
	1992-91	MITSUBISHI	CL1557	2001-94	ACURA	CL1622	1993-91	VOLVO
	1992	PLYMOUTH		2000-92	HONDA	CL1622A	1998-94	VOLVO
CL1505	1992	DODGE	CL1558	1992-90	INFINITI	CL1623	1993-91	VOLVO
	1992-91	EAGLE	CL1559	1992-90	INFINITI	CL1623A	1998-94	VOLVO
	1992-91	MITSUBISHI	CL1560	1994-90	INFINITI	CL1624	1993-88	VOLVO
	1992	PLYMOUTH	CL1560A	1996-95	INFINITI	CL1625	1993-88	VOLVO
CL1506	1994-91	EAGLE	CL1561	1994-90	INFINITI	CL1626	1994-91	EAGLE
	1994-91	MITSUBISHI	CL1561A	1996-95	INFINITI		1994-91	MITSUBISHI
	1994-93	PLYMOUTH	CL1568	2000-92	TOYOTA		1994-92	PLYMOUTH
CL1507	1994-91	EAGLE	CL1569	2000-92	TOYOTA	CL1627	1994-91	EAGLE
	1994-91	MITSUBISHI	CL1570	1993-92	LEXUS		1994-91	MITSUBISHI
	1994-93	PLYMOUTH		1996-92	TOYOTA		1994-92	PLYMOUTH
CL1508	1992-91	EAGLE	CL1570A	1999-94	TOYOTA	CL1628	1998-96	MAZDA TRUCK
	1994-90	MITSUBISHI	CL1571	1993-92	LEXUS		1995-92	MAZDA
	1994-92	PLYMOUTH		1996-92	TOYOTA	CL1629	1998-96	MAZDA TRUCK
CL1509	1994-91	EAGLE	CL1571A	1999-94	TOYOTA		1995-92	MAZDA
	1994-90	MITSUBISHI	CL1572	1992-91	HYUNDAI	CL1630	1994-93	EAGLE
	1994-92	PLYMOUTH	CL1573	1992-91	HYUNDAI		1994-91	MITSUBISHI
CL1510	1994-92	DODGE	CL1580	1992-88	MAZDA		1994-93	PLYMOUTH
	1996-91	EAGLE	CL1581	1992-88	MAZDA	CL1631	1994-93	EAGLE
	1995-92	MITSUBISHI TRUCK	CL1582	1998-92	ACURA		1994-91	MITSUBISHI
	1994-91	MITSUBISHI		1997-91	HONDA		1994-93	PLYMOUTH
	1994-92	PLYMOUTH	CL1583	1998-92	ACURA	CL1632	1993-92	MAZDA TRUCK
CL1511	1994-92	DODGE		1997-91	HONDA	CL1633	1993-92	MAZDA TRUCK
	1996-91	EAGLE	CL1584	1996-91	TOYOTA TRUCK	CL1634	1995-92	MAZDA
	1995-92	MITSUBISHI TRUCK	CL1585	1996-91	TOYOTA TRUCK	CL1635	1995-92	MAZDA
	1994-91	MITSUBISHI	CL1586	1993-91	ISUZU	CL1636	1999-96	ACURA TRUCK
	1994-92	PLYMOUTH	CL1587	1993-91	ISUZU		2002-94	HONDA TRUCK
CL1512	1993-91	MITSUBISHI	CL1588	1993-90	ISUZU		2004-92	ISUZU TRUCK
CL1513	1993-91	MITSUBISHI	CL1589	1993-90	ISUZU	CL1637	1999-96	ACURA TRUCK
CL1514	1996-91	DODGE	CL1590	1997-93	GEO		2002-94	HONDA TRUCK
	1999-91	MITSUBISHI		1997-93	TOYOTA		2004-92	ISUZU TRUCK
CL1515	1996-91	DODGE	CL1591	1997-93	GEO	CL1638	1999-96	ACURA TRUCK
	1999-91	MITSUBISHI		1997-93	TOYOTA		2001-94	HONDA TRUCK
CL1516	1996-91	DODGE	CL1592	1991-86	PORSCHE		2002-92	ISUZU TRUCK
	1999-91	MITSUBISHI	CL1593	1991-86	PORSCHE	CL1639	1999-96	ACURA TRUCK
CL1517	1996-91	DODGE	CL1594	1997-93	FORD		2001-94	HONDA TRUCK
	1999-91	MITSUBISHI		2002-93	MAZDA		2002-92	ISUZU TRUCK
CL1518	1994-91	DODGE	CL1595	1997-93	FORD	CL1640	1999-93	TOYOTA
	1993-91	MITSUBISHI		2002-93	MAZDA	CL1640A	1995-92	TOYOTA
CL1518A	1995-93	MITSUBISHI	CL1596	1997-93	FORD	CL1641	1999-93	TOYOTA
CL1519	1994-91	DODGE		1997-93	MAZDA	CL1641A	1995-92	TOYOTA
	1993-91	MITSUBISHI	CL1596A	2002-98	MAZDA	CL1642	1995-94	SUZUKI TRUCK
CL1519A	1995-93	MITSUBISHI	CL1597	1997-93	FORD	CL1643	1995-93	LEXUS
CL1532	1990	DODGE		1997-93	MAZDA	CL1643A	1997-96	LEXUS
	1990	MITSUBISHI	CL1597A	2002-98	MAZDA	CL1644	1995-93	LEXUS
CL1533	1990	DODGE	CL1598	1996-92	HONDA	CL1644A	1997-96	LEXUS
	1990	MITSUBISHI	CL1599	1996-92	HONDA	CL1645	2000-92	LEXUS
CL1534	1994-91	SUBARU	CL1600	1998-91	TOYOTA TRUCK	CL1645A	1996-92	LEXUS
CL1534A	1996-95	SUBARU	CL1601	1998-91	TOYOTA TRUCK	CL1646	2000-92	LEXUS
CL1535	1994-91	SUBARU	CL1602	1990	LEXUS	CL1646A	1996-92	LEXUS
CL1535A	1996-95	SUBARU	CL1603	1990	LEXUS	CL1648	1995-93	LEXUS
CL1536	1994-91	SUBARU	CL1604	1992-90	LEXUS	CL1649	1995-93	LEXUS
CL1537	1994-91	SUBARU	CL1605	1992-90	LEXUS	CL1653	1997-96	LEXUS TRUCK
CL1538	1991-89	CHEVROLET	CL1606	2000-93	LEXUS		1997-93	TOYOTA TRUCK
	1994-89	GEO	CL1607	2000-93	LEXUS	CL1654	1997-96	LEXUS TRUCK
	1994-89	PONTIAC	CL1608	1997-92	LEXUS		1997-93	TOYOTA TRUCK
	1994-89	SUZUKI	CL1608A	1998-93	TOYOTA	CL1655	1997-96	LEXUS TRUCK
CL1539	1991-89	CHEVROLET	CL1609	1997-92	LEXUS		1997-93	TOYOTA TRUCK
	1994-89	GEO	CL1609A	1998-93	TOYOTA	CL1656	1997-96	LEXUS TRUCK
	1994-89	PONTIAC	CL1610	1992-90	LEXUS		1997-93	TOYOTA TRUCK
	1994-89	SUZUKI	CL1611	1992-90	LEXUS	CL1660	1996-94	LEXUS
CL1542	1995-89	BMW	CL1612	2001-92	HONDA		1997-94	TOYOTA
CL1543	1995-89	BMW	CL1613	2001-92	HONDA	CL1661	1996-94	LEXUS
CL1544	1986-82	BMW	CL1614	1997-93	HONDA		1997-94	TOYOTA
CL1545	1986-82	BMW	CL1615	1997-93	HONDA	CL1662	1998-93	TOYOTA TRUCK
CL1546	1993-90	VOLKSWAGEN	CL1616	1996-91	ACURA	CL1663	1998-93	TOYOTA TRUCK
CL1547	1993-90	VOLKSWAGEN	CL1617	1996-91	ACURA	CL1666	2001-93	NISSAN / DATSUN
CL1550	1992-87	BMW	CL1618	1998-92	BMW	CL1667	2001-93	NISSAN / DATSUN
CL1551	1992-87	BMW	CL1618A	2007-99	BMW	CL1670	1998-92	LEXUS
CL1552	1996-90	INFINITI	CL1618B	2006-98	BMW	CL1671	1998-92	LEXUS
CL1552A	1996-95	INFINITI	CL1619	1998-92	BMW	CL1672	2004-92	NISSAN / DATSUN

Buyer's Guide - Calipers

Part No.	Year	Make	Part No.	Year	Make	Part No.	Year	Make
CL1672 cont		TRUCK	CL1704A	2005-99	MAZDA	CL1782A	1999-97	TOYOTA
CL1672A	2002-01	NISSAN / DATSUN TRUCK	CL1705	1998-94	MAZDA	CL1783	1996-95	TOYOTA
			CL1705A	2005-99	MAZDA	CL1783A	1999-97	TOYOTA
CL1673	2004-92	NISSAN / DATSUN TRUCK	CL1706	1997-96	AUDI	CL1784	1998-95	TOYOTA TRUCK
			CL1707	1997-96	AUDI	CL1785	1998-95	TOYOTA TRUCK
CL1673A	2002-01	NISSAN / DATSUN TRUCK	CL1708	2001-93	VOLVO	CL1788	1995-90	JAGUAR
			CL1709	2001-93	VOLVO	CL1789	1995-90	JAGUAR
CL1674	1993-92	NISSAN / DATSUN	CL1710	1997-91	TOYOTA TRUCK	CL1790	1996-94	TOYOTA
CL1674A	1996-94	NISSAN / DATSUN	CL1711	1997-91	TOYOTA TRUCK	CL1791	1996-94	TOYOTA
CL1675	1993-92	NISSAN / DATSUN	CL1712	1995-92	HYUNDAI	CL1792	1999-95	NISSAN / DATSUN
CL1675A	1996-94	NISSAN / DATSUN	CL1713	1995-92	HYUNDAI	CL1792A	1997-95	NISSAN / DATSUN
CL1676	2003-92	MITSUBISHI TRUCK	CL1714	1999-93	VOLKSWAGEN	CL1793	1999-95	NISSAN / DATSUN
CL1676A	2004-00	MITSUBISHI TRUCK	CL1715	1999-93	VOLKSWAGEN	CL1793A	1997-95	NISSAN / DATSUN
CL1677	2003-92	MITSUBISHI TRUCK	CL1716	1996-91	INFINITI	CL1794	1995-93	AUDI
CL1677A	2004-00	MITSUBISHI TRUCK	CL1717	1996-91	INFINITI	CL1795	1995-93	AUDI
CL1678	1997-90	MERCEDES-BENZ	CL1718	1994-93	DODGE	CL1798	1997-94	HYUNDAI
CL1679	1997-90	MERCEDES-BENZ		1996-93	EAGLE	CL1799	1997-94	HYUNDAI
CL1680	1989-86	MERCEDES-BENZ		1999-93	MITSUBISHI	CL1800	1999-95	NISSAN / DATSUN
CL1681	1989-86	MERCEDES-BENZ		1994-93	PLYMOUTH	CL1801	1999-95	NISSAN / DATSUN
CL1682	1988-87	MERCEDES-BENZ	CL1719	1994-93	DODGE	CL1802	1996-94	SAAB
CL1682A	1993-89	MERCEDES-BENZ		1996-93	EAGLE	CL1803	1996-94	SAAB
CL1683	1988-87	MERCEDES-BENZ		1999-93	MITSUBISHI	CL1804	1998-95	BMW
CL1683A	1993-89	MERCEDES-BENZ		1994-93	PLYMOUTH	CL1805	1998-95	BMW
CL1684	1994-90	MERCEDES-BENZ	CL1720	1999-95	JAGUAR	CL1808	1996-95	NISSAN / DATSUN
CL1685	1994-90	MERCEDES-BENZ	CL1721	1999-95	JAGUAR	CL1809	1996-95	NISSAN / DATSUN
CL1686	1992-90	MERCEDES-BENZ	CL1724	1995-93	VOLKSWAGEN	CL1810	2001-95	MAZDA
CL1687	1992-90	MERCEDES-BENZ	CL1725	1995-93	VOLKSWAGEN	CL1811	2001-95	MAZDA
CL1688	2000-87	MERCEDES-BENZ	CL1728	1995-90	BMW	CL1812	2000-96	TOYOTA TRUCK
CL1689	2000-87	MERCEDES-BENZ	CL1729	1995-90	BMW	CL1813	2000-96	TOYOTA TRUCK
CL1690	1995-92	MAZDA TRUCK	CL1732	2004-93	VOLVO	CL1814	1997	INFINITI TRUCK
CL1690A	1998-96	MAZDA TRUCK	CL1732A	2002-97	VOLVO		1997-96	NISSAN / DATSUN TRUCK
CL1690B	2006-00	MAZDA TRUCK	CL1733	2004-93	VOLVO			
CL1691	1995-92	MAZDA TRUCK	CL1733A	2002-97	VOLVO	CL1814A	1999-98	NISSAN / DATSUN TRUCK
CL1691A	1998-96	MAZDA TRUCK	CL1734	2001-94	ACURA			
CL1691B	2006-00	MAZDA TRUCK		1995-94	HONDA	CL1815	1997	INFINITI TRUCK
CL1692	2005-95	CHRYSLER	CL1735	2001-94	ACURA		1997-96	NISSAN / DATSUN TRUCK
	2005-95	DODGE		1995-94	HONDA			
	1998-95	EAGLE	CL1738	2000-92	MITSUBISHI TRUCK	CL1815A	1999-98	NISSAN / DATSUN TRUCK
	2005-95	MITSUBISHI	CL1739	2000-92	MITSUBISHI TRUCK			
CL1692A	1994	MITSUBISHI	CL1742	1997-93	INFINITI	CL1816	1999-96	AUDI
CL1693	2005-95	CHRYSLER	CL1743	1997-93	INFINITI	CL1817	1999-96	AUDI
	2005-95	DODGE	CL1744	1995-94	ACURA	CL1818	2002-96	MAZDA
	1998-95	EAGLE	CL1745	1995-94	ACURA	CL1818A	1995	MAZDA
	2005-95	MITSUBISHI	CL1750	1994-93	LEXUS	CL1819	2002-96	MAZDA
CL1693A	1994	MITSUBISHI	CL1751	1994-93	LEXUS	CL1819A	1995	MAZDA
CL1694	2000-95	CHRYSLER	CL1752	1997-94	FORD	CL1820	2004-96	MERCEDES-BENZ
	2000-95	DODGE	CL1752A	1997-94	FORD	CL1821	2004-96	MERCEDES-BENZ
	1998-95	EAGLE	CL1752B	2002-01	KIA	CL1822	1999-97	ACURA
	1999-94	MITSUBISHI	CL1753	1997-94	FORD		1997	HONDA
CL1694A	2005-01	CHRYSLER	CL1753A	1997-94	FORD	CL1823	1999-97	ACURA
	2005-01	DODGE	CL1753B	2002-01	KIA		1997	HONDA
	2001-99	MITSUBISHI	CL1754	1991-87	STERLING	CL1824	1998-97	MERCEDES-BENZ
CL1695	2000-95	CHRYSLER	CL1755	1991-87	STERLING	CL1825	1998-97	MERCEDES-BENZ
	2000-95	DODGE	CL1756	1991-87	STERLING	CL1826	1998-96	HYUNDAI
	1998-95	EAGLE	CL1757	1991-87	STERLING	CL1827	1998-96	HYUNDAI
	1999-94	MITSUBISHI	CL1758	2003-97	FORD	CL1828	2001-96	TOYOTA TRUCK
CL1695A	2005-01	CHRYSLER		1998-95	MAZDA	CL1828A	2002	TOYOTA TRUCK
	2005-01	DODGE		1999-97	MERCURY	CL1829	2001-96	TOYOTA TRUCK
	2001-99	MITSUBISHI	CL1759	2003-97	FORD	CL1829A	2002	TOYOTA TRUCK
CL1696	1994-93	DODGE		1998-95	MAZDA	CL1830	2001-96	TOYOTA TRUCK
	1996-93	EAGLE		1999-97	MERCURY	CL1830A	2004-02	TOYOTA TRUCK
	1996-93	MITSUBISHI	CL1762	1997-95	LEXUS	CL1831	2001-96	TOYOTA TRUCK
	1996-93	PLYMOUTH	CL1763	1997-95	LEXUS	CL1831A	2004-02	TOYOTA TRUCK
CL1697	1994-93	DODGE	CL1764	2000-94	MITSUBISHI TRUCK	CL1832	2000-97	ACURA
	1996-93	EAGLE	CL1765	2000-94	MITSUBISHI TRUCK		2008-96	HONDA
	1996-93	MITSUBISHI	CL1768	2001-93	INFINITI	CL1833	2000-97	ACURA
	1996-93	PLYMOUTH	CL1769	2001-93	INFINITI		2008-96	HONDA
CL1698	1993-92	MAZDA	CL1770	1998-93	TOYOTA TRUCK	CL1834	1998-94	HYUNDAI
CL1698A	1995-94	MAZDA	CL1771	1998-93	TOYOTA TRUCK	CL1835	1998-94	HYUNDAI
CL1699	1993-92	MAZDA	CL1772	1996-95	TOYOTA	CL1836	1996-95	BMW
CL1699A	1995-94	MAZDA	CL1773	1996-95	TOYOTA	CL1837	1996-95	BMW
CL1702	2004-96	VOLVO	CL1776	1999-94	TOYOTA	CL1840	2000-97	BMW
CL1702A	2001-00	VOLVO	CL1777	1999-94	TOYOTA	CL1840A	2003-01	BMW
CL1703	2004-96	VOLVO	CL1778A	1996-94	TOYOTA	CL1840B	2006-00	BMW TRUCK
CL1703A	2001-00	VOLVO	CL1779A	1996-94	TOYOTA	CL1840C	2001-97	BMW
CL1704	1998-94	MAZDA	CL1782	1996-95	TOYOTA	CL1841	2000-97	BMW

Buyer's Guide - Calipers

Part No.	Year	Make	Part No.	Year	Make	Part No.	Year	Make
CL1841A	2003-01	BMW	CL1945	1996-95	SUZUKI	CL2005 cont	2001-95	SUZUKI
CL1841B	2006-00	BMW TRUCK	CL1946	2001-97	SUBARU	CL2012	2004-95	TOYOTA TRUCK
CL1841C	2001-97	BMW	CL1947	2001-97	SUBARU	CL2013	2004-95	TOYOTA TRUCK
CL1842	1997-96	LEXUS	CL1948	2002-98	SUBARU TRUCK	CL2014	1999-96	VOLKSWAGEN
CL1843	1997-96	LEXUS		2002-97	SUBARU	CL2014A	2005-96	VOLKSWAGEN
CL1848	1999-92	MERCEDES-BENZ	CL1948A	2002-01	SUBARU	CL2015	1999-96	VOLKSWAGEN
CL1849	1999-92	MERCEDES-BENZ	CL1949	2002-98	SUBARU TRUCK	CL2015A	2005-96	VOLKSWAGEN
CL1850	1999-92	MERCEDES-BENZ		2002-97	SUBARU	CL2018	1999-93	VOLKSWAGEN TRUCK
CL1851	1999-92	MERCEDES-BENZ	CL1949A	2002-01	SUBARU	CL2019	1999-93	VOLKSWAGEN TRUCK
CL1852	1992	MERCEDES-BENZ	CL1950	1991-86	PORSCHE			
CL1853	1992	MERCEDES-BENZ	CL1950A	1995-92	PORSCHE	CL2024	1998-95	JAGUAR
CL1854	1998-93	TOYOTA	CL1951	1991-86	PORSCHE	CL2025	1998-95	JAGUAR
CL1855	1998-93	TOYOTA	CL1951A	1995-92	PORSCHE	CL2026	1994-89	PORSCHE
CL1856	1992	MERCEDES-BENZ	CL1952	1995-86	PORSCHE	CL2027	1994-89	PORSCHE
CL1857	1992	MERCEDES-BENZ	CL1952A	1991-90	PORSCHE	CL2036	2003-97	SAAB
CL1858	1995-92	MERCEDES-BENZ	CL1953	1995-86	PORSCHE	CL2037	2003-97	SAAB
CL1859	1995-92	MERCEDES-BENZ	CL1953A	1991-90	PORSCHE	CL2038	1999-97	SAAB
CL1860	2003-92	MERCEDES-BENZ	CL1954	1995-92	PORSCHE	CL2038A	2003-00	SAAB
CL1861	2003-92	MERCEDES-BENZ	CL1954A	1998-96	PORSCHE		2005-00	SATURN
CL1862	1999-93	MERCEDES-BENZ	CL1955	1995-92	PORSCHE	CL2038B	2002-00	SAAB
CL1863	1999-93	MERCEDES-BENZ	CL1955A	1998-96	PORSCHE	CL2038C	2005-02	SAAB
CL1864	1995-94	MERCEDES-BENZ	CL1956	1994-91	PORSCHE	CL2039	1999-97	SAAB
CL1865	1995-94	MERCEDES-BENZ	CL1957	1994-91	PORSCHE	CL2039A	2003-00	SAAB
CL1866A	1999-96	MERCEDES-BENZ	CL1960	1997-92	SUBARU		2005-00	SATURN
CL1867A	1999-96	MERCEDES-BENZ	CL1961	1997-92	SUBARU	CL2039B	2002-00	SAAB
CL1868	2006-94	MERCEDES-BENZ	CL1962	1996-93	SUBARU	CL2039C	2005-02	SAAB
CL1869	2006-94	MERCEDES-BENZ	CL1963	1996-93	SUBARU	CL2046	2002-97	SUZUKI
CL1874	1998-94	MERCEDES-BENZ	CL1964	1996-93	SUBARU	CL2047	2002-97	SUZUKI
CL1875	1998-94	MERCEDES-BENZ	CL1965	1996-93	SUBARU	CL2048	2002-98	CHEVROLET
CL1876	2004-96	MERCEDES-BENZ	CL1966	1996-91	ACURA		2002-98	TOYOTA
CL1877	2004-96	MERCEDES-BENZ	CL1967	1996-91	ACURA	CL2049	2002-98	CHEVROLET
CL1878	1998-95	BMW	CL1968	1996-93	MAZDA		2002-98	TOYOTA
CL1879	1998-95	BMW	CL1969	1996-93	MAZDA	CL2054	2004-97	MITSUBISHI
CL1882	1995-92	BMW	CL1970	1996-93	MAZDA	CL2055	2004-97	MITSUBISHI
CL1883	1995-92	BMW	CL1971	1996-93	MAZDA	CL2064	2004-95	LAND ROVER
CL1886	2001-95	BMW	CL1972	1992	VOLKSWAGEN TRUCK	CL2065	2004-95	LAND ROVER
CL1887	2001-95	BMW				CL2066	2003-98	SUBARU TRUCK
CL1888	2001-95	BMW	CL1973	1992	VOLKSWAGEN TRUCK		2003-99	SUBARU
CL1889	2001-95	BMW				CL2066A	2006-05	SAAB
CL1892	1998-93	TOYOTA	CL1974	2001-97	LEXUS		2008-04	SUBARU TRUCK
CL1893	1998-93	TOYOTA		2004-97	TOYOTA		2007-04	SUBARU
CL1894	1998-93	TOYOTA	CL1974A	2001-99	LEXUS TRUCK	CL2067	2003-98	SUBARU TRUCK
CL1895	1998-93	TOYOTA	CL1974B	2003-02	LEXUS TRUCK		2003-99	SUBARU
CL1896	1995-92	TOYOTA	CL1975	2001-97	LEXUS	CL2067A	2006-05	SAAB
CL1897	1995-92	TOYOTA		2004-98	TOYOTA		2008-04	SUBARU TRUCK
CL1898	1997-93	BMW	CL1975A	2001-99	LEXUS TRUCK		2007-04	SUBARU
CL1899	1997-93	BMW	CL1975B	2003-02	LEXUS TRUCK	CL2068	2008-04	ACURA
CL1900	1995-91	BMW	CL1976	1997-96	AUDI		2007-98	HONDA
CL1901	1995-91	BMW	CL1977	1997-96	AUDI	CL2069	2008-04	ACURA
CL1902	1996-94	SAAB	CL1978	2001-96	AUDI		2007-98	HONDA
CL1903	1996-94	SAAB	CL1979	2001-96	AUDI	CL2070	1999-87	LAND ROVER
CL1904	1998-95	NISSAN / DATSUN	CL1980	1998-94	AUDI	CL2070A	1999-87	LAND ROVER
CL1905	1998-95	NISSAN / DATSUN	CL1981	1998-94	AUDI	CL2071	1999-87	LAND ROVER
CL1906	1998-93	AUDI	CL1982	1995-93	AUDI	CL2071A	1999-87	LAND ROVER
CL1907	1998-93	AUDI	CL1983	1995-93	AUDI	CL2074	2002-96	BMW
CL1908	2000-95	LEXUS	CL1984	1995-93	VOLKSWAGEN	CL2075	2002-96	BMW
CL1909	2000-95	LEXUS	CL1985	1995-93	VOLKSWAGEN	CL2076	2000-98	TOYOTA TRUCK
CL1910	2005-96	SUZUKI TRUCK	CL1986	1995-93	MAZDA TRUCK	CL2076A	2001-00	TOYOTA
CL1911	2005-96	SUZUKI TRUCK	CL1987	1995-93	MAZDA TRUCK	CL2077	2000-98	TOYOTA TRUCK
CL1914	1995-94	HYUNDAI	CL1994	1993-90	MERCEDES-BENZ	CL2077A	2001-00	TOYOTA
CL1915	1995-94	HYUNDAI	CL1995	1993-90	MERCEDES-BENZ	CL2080	2002-95	LAND ROVER
CL1916	2001-96	HYUNDAI	CL1996	1998-95	PORSCHE	CL2081	2002-95	LAND ROVER
CL1917	2001-96	HYUNDAI	CL1997	1998-95	PORSCHE	CL2082	1999-94	LAND ROVER
CL1930	1999-94	MITSUBISHI	CL1998	1998-95	PORSCHE	CL2083	1999-94	LAND ROVER
CL1931	1999-94	MITSUBISHI	CL1999	1998-95	PORSCHE	CL2084	1997-94	LAND ROVER
CL1932	1998-95	PORSCHE	CL2000	2001-96	INFINITI	CL2085	1997-94	LAND ROVER
CL1933	1998-95	PORSCHE		1999-95	NISSAN / DATSUN	CL2088	2002-98	HONDA
CL1934	1999-94	MITSUBISHI	CL2001	2001-96	INFINITI	CL2089	2002-98	HONDA
CL1935	1999-94	MITSUBISHI		1999-95	NISSAN / DATSUN	CL2090	2002-98	HONDA
CL1938	2003-97	BMW	CL2004	2001-98	CHEVROLET	CL2091	2002-98	HONDA
CL1939	2003-97	BMW		1997-95	GEO	CL2098	1998-96	MERCEDES-BENZ
CL1940	1991-89	AUDI		2000-95	PONTIAC	CL2099	1998-96	MERCEDES-BENZ
CL1941	1991-89	AUDI		2001-95	SUZUKI	CL2100	1997-95	KIA TRUCK
CL1942A	1990	PORSCHE	CL2005	2001-98	CHEVROLET	CL2101	1997-95	KIA TRUCK
CL1943A	1990	PORSCHE		1997-95	GEO	CL2102	1998-97	HYUNDAI
CL1944	1996-95	SUZUKI		2000-95	PONTIAC			

Buyer's Guide - Calipers

Part No.	Year	Make	Part No.	Year	Make	Part No.	Year	Make
CL2103	1998-97	HYUNDAI	CL2596	2004-99	ACURA	CL2639	2004-00	NISSAN / DATSUN TRUCK
CL2104	1999-97	HYUNDAI	CL2597	2004-99	ACURA	CL2640	2000-99	BMW
CL2105	1999-97	HYUNDAI	CL2598	2004-00	TOYOTA	CL2640A	2008-99	BMW
CL2106	1997-96	VOLKSWAGEN	CL2599	2004-00	TOYOTA	CL2641	2000-99	BMW
CL2107	1997-96	VOLKSWAGEN	CL2600	2007-03	VOLVO TRUCK	CL2641A	2008-99	BMW
CL2108	2002-98	AUDI		2007-99	VOLVO	CL2642	2002-99	DAEWOO
	2003-98	VOLKSWAGEN	CL2601	2007-03	VOLVO TRUCK	CL2643	2002-99	DAEWOO
CL2109	2002-98	AUDI		2007-99	VOLVO	CL2644	2002-01	ACURA TRUCK
	2003-98	VOLKSWAGEN	CL2602	2003-99	MAZDA		2004-99	HONDA TRUCK
CL2110	1999-98	VOLKSWAGEN	CL2603	2003-99	MAZDA	CL2645	2002-01	ACURA TRUCK
CL2110A	2008-00	VOLKSWAGEN	CL2604	2001-00	INFINITI		2004-99	HONDA TRUCK
CL2111	1999-98	VOLKSWAGEN	CL2604	2001-00	NISSAN / DATSUN	CL2646	2002-99	HYUNDAI
CL2111A	2008-00	VOLKSWAGEN	CL2605	2001-00	INFINITI	CL2647	2002-99	HYUNDAI
CL2112	2005-98	MERCEDES-BENZ TRUCK		2001-00	NISSAN / DATSUN	CL2648	2004-99	HYUNDAI
CL2113	2005-98	MERCEDES-BENZ TRUCK	CL2606	2004-00	VOLVO		2003-01	KIA
			CL2607	2004-00	VOLVO	CL2649	2004-99	HYUNDAI
CL2114	2005-98	MERCEDES-BENZ TRUCK	CL2608	2000-99	MAZDA		2003-01	KIA
			CL2608A	2003-01	MAZDA	CL2650	2005-00	TOYOTA
CL2115	2005-98	MERCEDES-BENZ TRUCK	CL2609	2000-99	MAZDA	CL2651	2005-00	TOYOTA
			CL2609A	2003-01	MAZDA	CL2652	2006-01	HYUNDAI TRUCK
CL2568	1999-91	VOLVO	CL2610	2001-00	LEXUS	CL2653	2006-01	HYUNDAI TRUCK
CL2570	2000	AUDI		2001-00	TOYOTA	CL2654	2006-01	HYUNDAI TRUCK
	2000-98	VOLKSWAGEN	CL2611	2001-00	LEXUS	CL2656	2006-01	MINISUBISHI TRUCK
CL2570A	2002-99	VOLKSWAGEN		2001-00	TOYOTA	CL2657	2006-01	MINISUBISHI TRUCK
CL2571	2000	AUDI	CL2612	2006-03	PONTIAC	CL2658	2003-01	ACURA
	2000-98	VOLKSWAGEN		2008-00	TOYOTA		2005-01	HONDA
CL2571A	2002-99	VOLKSWAGEN	CL2613	2006-03	PONTIAC	CL2659	2003-01	ACURA
CL2572	2000-99	VOLKSWAGEN		2008-00	TOYOTA		2005-01	HONDA
CL2573	2000-99	VOLKSWAGEN	CL2614	2005-01	CHRYSLER	CL2660	2007-03	HONDA
CL2574	2004-00	AUDI		2005-01	DODGE	CL2661	2007-03	HONDA
	2005-00	VOLKSWAGEN		2007-01	MINISUBISHI	CL2662	2010-02	HONDA TRUCK
CL2575	2004-00	AUDI	CL2614A	2005-03	MINISUBISHI TRUCK	CL2663	2010-02	HONDA TRUCK
	2005-00	VOLKSWAGEN		2006-04	MINISUBISHI	CL2664	2007-01	TOYOTA TRUCK
CL2576	2006-00	AUDI	CL2614C	2010-04	MINISUBISHI	CL2665	2007-01	TOYOTA TRUCK
	2006-00	VOLKSWAGEN	CL2615	2005-01	CHRYSLER	CL2666	2006-01	MINISUBISHI TRUCK
CL2577	2006-00	AUDI		2005-01	DODGE	CL2667	2006-01	MINISUBISHI TRUCK
	2006-00	VOLKSWAGEN		2007-01	MINISUBISHI	CL2668	2007-03	HONDA
CL2578	2003-98	INFINITI TRUCK	CL2615A	2005-03	MINISUBISHI TRUCK	CL2669	2007-03	HONDA
	2004-99	NISSAN / DATSUN TRUCK		2006-04	MINISUBISHI	CL2670	2008-03	HONDA TRUCK
			CL2615C	2010-04	MINISUBISHI	CL2671	2008-03	HONDA TRUCK
CL2579	2003-98	INFINITI TRUCK	CL2616	2002-00	MINISUBISHI	CL2672	2002	KIA
	2004-99	NISSAN / DATSUN TRUCK	CL2617	2002-00	MINISUBISHI	CL2673	2002	KIA
			CL2618	2006-00	NISSAN / DATSUN	CL2674	2006-01	ACURA TRUCK
CL2580	2002-00	TOYOTA	CL2619	2006-00	NISSAN / DATSUN		2008-03	HONDA TRUCK
CL2580A	2010-05	SCION	CL2620	2003-00	TOYOTA	CL2675	2006-01	ACURA TRUCK
	2005-03	TOYOTA	CL2621	2003-00	TOYOTA		2008-03	HONDA TRUCK
CL2581	2002-00	TOYOTA	CL2622	2002-98	MAZDA	CL2676	2004-02	HONDA TRUCK
CL2581A	2010-05	SCION	CL2623	2002-98	MAZDA	CL2677	2004-02	HONDA TRUCK
	2005-03	TOYOTA	CL2624	2004-98	KIA	CL2678	2006-01	ACURA
CL2582	2006-03	SUBARU TRUCK	CL2625	2004-98	KIA	CL2679	2006-01	ACURA
	2004-00	SUBARU	CL2626	2001-99	INFINITI	CL2680	2004-02	MINISUBISHI
CL2583	2006-03	SUBARU TRUCK		2003-00	NISSAN / DATSUN	CL2681	2004-02	MINISUBISHI
	2004-00	SUBARU	CL2626A	2002	INFINITI	CL2682	2004-03	SUBARU
CL2584	2010-99	ACURA		2006-04	NISSAN / DATSUN	CL2682A	2006-05	SAAB
	2010-03	HONDA	CL2627	2001-99	INFINITI		2005-02	SUBARU
CL2585	2010-99	ACURA		2003-00	NISSAN / DATSUN	CL2682B	2009-03	SUBARU TRUCK
	2010-06	HONDA	CL2627A	2002	INFINITI		2009-04	SUBARU
CL2586	2002-98	KIA TRUCK		2006-04	NISSAN / DATSUN	CL2682C	2006-05	SAAB
CL2587	2002-98	KIA TRUCK	CL2628	2004-97	MINISUBISHI TRUCK		2006-03	SUBARU TRUCK
CL2588	2008-99	ACURA	CL2629	2004-97	MINISUBISHI TRUCK		2007-02	SUBARU
	2010-03	HONDA TRUCK	CL2630	2007-00	LEXUS TRUCK	CL2683	2004-03	SUBARU
CL2589	2008-99	ACURA		2007-99	TOYOTA TRUCK	CL2683A	2006-05	SAAB
	2010-03	HONDA TRUCK	CL2631	2007-00	LEXUS TRUCK		2005-02	SUBARU
CL2590	2004-03	VOLVO TRUCK		2007-99	TOYOTA TRUCK	CL2683B	2009-03	SUBARU TRUCK
	2005-99	VOLVO	CL2632	2003-00	TOYOTA TRUCK		2009-04	SUBARU
CL2590A	2007-03	VOLVO TRUCK	CL2633	2003-00	TOYOTA TRUCK	CL2683C	2006-05	SAAB
	2007-99	VOLVO	CL2634	2002-98	LEXUS TRUCK		2006-03	SUBARU TRUCK
CL2591	2004-03	VOLVO TRUCK		2002-98	TOYOTA TRUCK		2007-02	SUBARU
	2005-99	VOLVO	CL2635	2002-98	LEXUS TRUCK	CL2684	2006-02	LEXUS
CL2591A	2007-03	VOLVO TRUCK		2002-98	TOYOTA TRUCK		2006-02	TOYOTA
	2007-99	VOLVO	CL2636	2002-98	AUDI	CL2684A	2003-02	LEXUS
CL2592	2003-99	LEXUS TRUCK		2003-99	VOLKSWAGEN		2003-01	TOYOTA TRUCK
CL2593	2003-99	LEXUS TRUCK	CL2637	2002-98	AUDI	CL2684B	2003-01	TOYOTA TRUCK
CL2594	2000	TOYOTA		2003-96	VOLKSWAGEN	CL2685	2006-02	LEXUS
CL2595	2000	TOYOTA	CL2638	2004-00	NISSAN / DATSUN TRUCK		2006-02	TOYOTA
						CL2685A	2003-02	LEXUS

Buyer's Guide - Calipers

Part No.	Year	Make	Part No.	Year	Make	Part No.	Year	Make
CL2685A co	2003-01	TOYOTA TRUCK	CL2752	2006-01	BMW	CL2810A co	2009-05	PONTIAC
CL2685B	2003-01	TOYOTA TRUCK	CL2753	2006-01	BMW		2007-04	SUZUKI
CL2688	2005-01	TOYOTA TRUCK	CL2754	2002-00	TOYOTA	CL2811	2002-99	DAEWOO
CL2689	2005-01	TOYOTA TRUCK	CL2755	2002-00	TOYOTA	CL2811A	2010-04	CHEVROLET
CL2690	2004-02	INFINITI	CL2756	2005-03	TOYOTA		2009-05	PONTIAC
	2006-02	NISSAN / DATSUN	CL2757	2005-03	TOYOTA		2007-04	SUZUKI
CL2690A	2005-03	INFINITI	CL2758	2005-02	AUDI	CL2812	2005-01	MAZDA
	2005-03	NISSAN / DATSUN		2005-02	VOLKSWAGEN	CL2813	2005-01	MAZDA
CL2691	2004-02	INFINITI	CL2759	2005-02	AUDI	CL2814	2006-03	KIA TRUCK
	2006-02	NISSAN / DATSUN		2005-02	VOLKSWAGEN	CL2815	2006-03	KIA TRUCK
CL2691A	2005-03	INFINITI	CL2760	2006-00	HONDA	CL2816	2001-97	INFINITI
	2005-03	NISSAN / DATSUN	CL2761	2006-00	HONDA	CL2817	2001-97	INFINITI
CL2692	2004-02	KIA TRUCK	CL2762	2003-01	TOYOTA	CL2818	2006-03	ACURA TRUCK
CL2693	2004-02	KIA TRUCK	CL2762A	2006-04	SCION	CL2819	2006-03	ACURA TRUCK
CL2694	2003-01	TOYOTA TRUCK	CL2763	2003-01	TOYOTA	CL2820	2004-03	KIA TRUCK
CL2695	2003-01	TOYOTA TRUCK	CL2763A	2006-04	SCION	CL2821	2004-03	KIA TRUCK
CL2696	2008-02	TOYOTA	CL2764	2006-01	LEXUS	CL2822	2000-99	JAGUAR
CL2697	2008-02	TOYOTA	CL2765	2006-01	LEXUS	CL2823	2000-99	JAGUAR
CL2698	2008-03	PONTIAC	CL2766	2009-03	LEXUS TRUCK	CL2824	2000	VOLVO
	2007-03	TOYOTA		2009-03	TOYOTA TRUCK	CL2825	2000	VOLVO
CL2699	2008-03	PONTIAC	CL2767	2009-03	LEXUS TRUCK	CL2826	2000	VOLVO
	2007-03	TOYOTA		2009-03	TOYOTA TRUCK	CL2827	2000	VOLVO
CL2700	2000	TOYOTA	CL2768	2007-03	LEXUS TRUCK	CL2828	2005-02	LAND ROVER
CL2701	2000	TOYOTA		2007-03	TOYOTA TRUCK	CL2829	2005-02	LAND ROVER
CL2702	2006-02	TOYOTA	CL2769	2007-03	LEXUS TRUCK	CL2830	2006-02	LEXUS
CL2702A	2004-02	TOYOTA		2007-03	TOYOTA TRUCK	CL2831	2006-02	LEXUS
CL2703	2006-02	TOYOTA	CL2770	2010-02	BMW	CL2832	2006-03	HYUNDAI
CL2703A	2004-02	TOYOTA	CL2771	2010-02	BMW		2006-04	KIA
CL2704	2005-99	HYUNDAI	CL2774	2010-98	LEXUS	CL2832A	2005	HYUNDAI
	2006-02	KIA	CL2775	2010-98	LEXUS	CL2833	2006-03	HYUNDAI
CL2705	2005-99	HYUNDAI	CL2780	2009-02	NISSAN / DATSUN		2006-04	KIA
	2006-02	KIA	CL2781	2009-02	NISSAN / DATSUN	CL2833A	2005	HYUNDAI
CL2706	2005-03	MAZDA	CL2782	2009-04	LEXUS TRUCK	CL2834	2002-99	DAEWOO
CL2707	2005-03	MAZDA		2007-06	TOYOTA TRUCK	CL2835	2002-99	DAEWOO
CL2708	2006-01	LEXUS	CL2783	2009-04	LEXUS TRUCK	CL2836	1998-96	VOLKSWAGEN
CL2709	2006-01	LEXUS		2007-06	TOYOTA TRUCK	CL2837	1998-96	VOLKSWAGEN
CL2710	2006-01	HYUNDAI TRUCK	CL2784	2000-97	AUDI	CL2838	2005-01	LEXUS
	2003-01	HYUNDAI	CL2785	1999-97	AUDI	CL2839	2005-01	LEXUS
CL2710A	2003-01	HYUNDAI TRUCK	CL2786	2008-03	INFINITI TRUCK	CL2840	2010-98	LEXUS
CL2711	2006-01	HYUNDAI TRUCK	CL2787	2008-03	INFINITI TRUCK	CL2841	2010-98	LEXUS
	2003-01	HYUNDAI	CL2788	2000	VOLVO	CL2842	2002-99	DAEWOO
CL2711A	2003-01	HYUNDAI TRUCK	CL2789	2000	VOLVO	CL2843	2002-99	DAEWOO
CL2712	2007-00	TOYOTA TRUCK	CL2790	2006-02	INFINITI	CL2844	2004-01	KIA
CL2713	2007-00	TOYOTA TRUCK	CL2791	2006-02	INFINITI	CL2845	2004-01	KIA
CL2714	2010-04	TOYOTA TRUCK	CL2792	2003	INFINITI	CL2848	2005-03	HYUNDAI
	2008-04	TOYOTA		2009-03	NISSAN / DATSUN TRUCK	CL2849	2005-03	HYUNDAI
CL2715	2010-04	TOYOTA TRUCK		2005-03	NISSAN / DATSUN	CL2850	2003	MAZDA
	2008-04	TOYOTA	CL2792A	2009-05	INFINITI	CL2851	2003	MAZDA
CL2722	2001-00	AUDI		2009-06	NISSAN / DATSUN	CL2852	1999	SAAB
CL2723	2001-00	AUDI				CL2853	1999	SAAB
CL2724	2003-02	MINI	CL2793	2003	INFINITI	CL2854	2005-01	HYUNDAI
CL2725	2003-02	MINI		2009-03	NISSAN / DATSUN TRUCK		2005	KIA
CL2726	2010-03	TOYOTA TRUCK		2005-03	NISSAN / DATSUN	CL2855	2005-01	HYUNDAI
CL2727	2010-03	TOYOTA TRUCK	CL2793A	2009-05	INFINITI		2005	KIA
CL2728	2003-00	BMW		2009-06	NISSAN / DATSUN	CL2856	2004-01	INFINITI
CL2729	2003-00	BMW					2003-02	NISSAN / DATSUN
CL2730	2009-00	HONDA	CL2796	2006-02	ACURA	CL2857	2004-01	INFINITI
CL2731	2009-00	HONDA		2010-03	HONDA		2003-01	NISSAN / DATSUN
CL2732	1999-98	BMW	CL2797	2006-02	ACURA	CL2858	2005-03	MAZDA
CL2733	1999-98	BMW		2010-03	HONDA	CL2859	2005-03	MAZDA
CL2736	2009-03	LEXUS TRUCK	CL2800	2002	HONDA TRUCK	CL2862	2005-02	SUZUKI
	2007-01	TOYOTA TRUCK		2004-02	ISUZU TRUCK	CL2863	2005-02	SUZUKI
CL2737	2009-03	LEXUS TRUCK	CL2801	2002	HONDA TRUCK	CL2868	2003-00	BMW
	2007-01	TOYOTA TRUCK		2004-02	ISUZU TRUCK	CL2869	2003-00	BMW
CL2738	2005-01	MAZDA	CL2802	2002-99	INFINITI	CL2870	2006-02	INFINITI
CL2739	2005-01	MAZDA	CL2803	2002-99	INFINITI	CL2870A	2007-05	INFINITI
CL2740	2002-99	DAEWOO	CL2804	2003	MAZDA		2009-06	NISSAN / DATSUN
CL2741	2002-99	DAEWOO	CL2805	2003	MAZDA	CL2870B	2010-08	INFINITI TRUCK
CL2742	2003-01	MAZDA	CL2806	2007-03	NISSAN / DATSUN		2010-06	INFINITI
CL2743	2003-01	MAZDA	CL2807	2007-03	NISSAN / DATSUN		2010-09	NISSAN / DATSUN
CL2744	2004-00	VOLVO	CL2808	2006-02	ACURA	CL2871	2006-02	INFINITI
CL2745	2004-00	VOLVO		2010-00	HONDA	CL2871A	2007-05	INFINITI
CL2746	2009-02	SAAB	CL2809	2006-02	ACURA		2009-06	NISSAN / DATSUN
CL2747	2009-02	SAAB		2010-00	HONDA	CL2871B	2010-08	INFINITI TRUCK
CL2750	2006-00	SAAB	CL2810	2002-99	DAEWOO		2010-06	INFINITI
CL2751	2006-00	SAAB	CL2810A	2010-04	CHEVROLET		2010-09	NISSAN / DATSUN

Buyer's Guide - Calipers

Part No.	Year	Make	Part No.	Year	Make	Part No.	Year	Make
CL2872	2008-04	TOYOTA TRUCK	CL2949 cont	2009-04	NISSAN / DATSUN TRUCK	CL3101	2009-05	HYUNDAI TRUCK
CL2873	2008-04	TOYOTA TRUCK					2009-06	HYUNDAI
CL2874	2009-04	LEXUS TRUCK	CL2950	2009-05	SCION		2010-05	KIA TRUCK
	2008-06	TOYOTA TRUCK	CL2951	2009-05	SCION		2007-06	KIA
CL2875	2009-04	LEXUS TRUCK	CL2954	2005-04	MAZDA	CL3104	2006-05	SUBARU
	2008-06	TOYOTA TRUCK	CL2954A	2008-04	MAZDA	CL3105	2006-05	SUBARU
CL2876	2005-03	INFINITI TRUCK	CL2955	2005-04	MAZDA	CL3106	2009-04	NISSAN / DATSUN TRUCK
CL2877	2005-03	INFINITI TRUCK	CL2955A	2008-04	MAZDA			
CL2878	2006-01	BMW	CL2958	2009-07	ACURA TRUCK	CL3107	2009-04	NISSAN / DATSUN TRUCK
CL2879	2006-01	BMW		2010-05	HONDA TRUCK			
CL2880	2009-03	NISSAN / DATSUN TRUCK	CL2959	2009-07	ACURA TRUCK	CL3110	2009-04	AUDI
				2010-05	HONDA TRUCK	CL3111	2009-04	AUDI
CL2881	2009-03	NISSAN / DATSUN TRUCK	CL2970	2005-04	TOYOTA TRUCK	CL3114	2003-00	MERCEDES-BENZ
			CL2971	2005-04	TOYOTA TRUCK	CL3115	2003-00	MERCEDES-BENZ
CL2882	2010-98	MERCEDES-BENZ	CL2972	1999-98	LEXUS TRUCK	CL3116	2009-07	FORD TRUCK
CL2883	2010-98	MERCEDES-BENZ		1999-98	TOYOTA TRUCK		2010-05	MAZDA TRUCK
CL2890	2006-02	AUDI	CL2973	1999-98	LEXUS TRUCK		2009-07	MERCURY TRUCK
CL2890A	2006-02	AUDI		1999-98	TOYOTA TRUCK	CL3117	2009-07	FORD TRUCK
CL2891	2006-02	AUDI	CL2974	2010-06	AUDI		2010-05	MAZDA TRUCK
CL2891A	2006-02	AUDI		2009-05	VOLKSWAGEN		2009-07	MERCURY TRUCK
CL2898	2006-03	SAAB	CL2975	2010-06	AUDI	CL3122	2008-05	NISSAN / DATSUN TRUCK
CL2899	2006-03	SAAB		2009-05	VOLKSWAGEN			
CL2900	2005-02	MERCEDES-BENZ TRUCK	CL2976	2009-05	VOLKSWAGEN	CL3122A	2009-05	NISSAN / DATSUN TRUCK
			CL2976A	2008-06	AUDI			
CL2901	2005-02	MERCEDES-BENZ TRUCK		2009-05	VOLKSWAGEN	CL3123	2008-05	NISSAN / DATSUN TRUCK
			CL2977	2009-05	VOLKSWAGEN			
CL2904	2007-04	TOYOTA TRUCK	CL2977A	2008-06	AUDI	CL3123A	2009-05	NISSAN / DATSUN TRUCK
CL2905	2007-04	TOYOTA TRUCK		2009-05	VOLKSWAGEN			
CL2910	2006-05	HONDA TRUCK	CL2978	2008-04	SUZUKI	CL3126	2004	MINI
CL2910A	2007	ACURA TRUCK	CL2979	2008-04	SUZUKI	CL3127	2004	MINI
	2010-07	HONDA TRUCK	CL2980	2005	KIA	CL3128	2010-07	LEXUS
CL2911	2006-05	HONDA TRUCK	CL2980A	2009-06	KIA		2010-07	TOYOTA
CL2911A	2007	ACURA TRUCK	CL2981	2005	KIA	CL3129	2010-07	LEXUS
	2010-07	HONDA TRUCK	CL2981A	2009-06	KIA		2010-07	TOYOTA
CL2912	2005-04	SAAB	CL2982	2006-04	INFINITI TRUCK	CL3130	2010-07	LEXUS
CL2913	2005-04	SAAB		2007-04	NISSAN / DATSUN TRUCK		2010-07	TOYOTA
CL2914	2005-04	HYUNDAI				CL3131	2010-07	LEXUS
CL2914A	2006-04	KIA	CL2983	2006-04	INFINITI TRUCK		2010-07	TOYOTA
CL2915	2005-04	HYUNDAI		2007-04	NISSAN / DATSUN TRUCK	CL3134	2009-04	TOYOTA
CL2915A	2006-04	KIA				CL3135	2009-04	TOYOTA
CL2916	2006-05	HONDA TRUCK	CL2984	2010-00	TOYOTA TRUCK	CL3192	2010-06	TOYOTA TRUCK
CL2917	2006-05	HONDA TRUCK	CL2985	2010-00	TOYOTA TRUCK	CL3193	2010-06	TOYOTA TRUCK
CL2918	2005-03	KIA	CL2994	2009-05	NISSAN / DATSUN TRUCK	CL3194	2010-06	TOYOTA TRUCK
CL2919	2005-03	KIA				CL3195	2010-06	TOYOTA TRUCK
CL2920	2008-04	MITSUBISHI TRUCK	CL2994A	2009-05	NISSAN / DATSUN TRUCK	CL3196	2010-06	TOYOTA TRUCK
CL2921	2008-04	MITSUBISHI TRUCK				CL3196A	2010	LEXUS
CL2922	2006-04	MAZDA TRUCK	CL2995	2009-05	NISSAN / DATSUN TRUCK		2010-08	SCION
CL2923	2006-04	MAZDA TRUCK				CL3197	2010-06	TOYOTA TRUCK
CL2926	2005-03	SAAB	CL2995A	2009-05	NISSAN / DATSUN TRUCK	CL3197A	2010	LEXUS
CL2927	2005-03	SAAB					2010-08	SCION
CL2928	2010-05	HONDA TRUCK	CL2996	2009-05	HYUNDAI TRUCK	CL3198	2010-06	TOYOTA
CL2929	2010-05	HONDA TRUCK		2010-05	KIA TRUCK	CL3199	2010-06	TOYOTA
CL2930	2002-01	MAZDA	CL2997	2009-05	HYUNDAI TRUCK	CL3200	2010-05	TOYOTA TRUCK
CL2931	2002-01	MAZDA		2010-05	KIA TRUCK	CL3201	2010-05	TOYOTA TRUCK
CL2932	2008-04	MITSUBISHI TRUCK	CL2998	2010-06	HYUNDAI	CL3208	2009-07	HYUNDAI TRUCK
CL2933	2008-04	MITSUBISHI TRUCK		2010-06	KIA		2010-06	KIA TRUCK
CL2934	2009-03	MERCEDES-BENZ	CL2999	2010-06	HYUNDAI	CL3209	2009-07	HYUNDAI TRUCK
CL2935	2009-03	MERCEDES-BENZ		2010-06	KIA		2010-06	KIA TRUCK
CL2936	2006-03	MERCEDES-BENZ	CL3000	2008-04	CHRYSLER	CL3210	2010-07	HYUNDAI TRUCK
CL2937	2006-03	MERCEDES-BENZ		2004-97	MERCEDES-BENZ	CL3210A	2005-04	KIA TRUCK
CL2938	2006-03	MERCEDES-BENZ	CL3001	2008-04	CHRYSLER	CL3211	2010-07	HYUNDAI TRUCK
CL2939	2006-03	MERCEDES-BENZ		2004-97	MERCEDES-BENZ	CL3211A	2005-04	KIA TRUCK
CL2940	2010-04	BMW	CL3008	1999-96	VOLKSWAGEN	CL3212	2006-02	JAGUAR
CL2941	2010-04	BMW	CL3009	1999-96	VOLKSWAGEN	CL3213	2006-02	JAGUAR
CL2942	2004	MAZDA	CL3042	2000-94	KIA	CL3216	2005	SUBARU
CL2942A	2004	MAZDA	CL3043	2000-94	KIA	CL3217	2005	SUBARU
CL2942B	2006-05	MAZDA	CL3044	1997-96	KIA	CL3230	2005-03	SAAB
CL2942C	2007-05	MAZDA	CL3045	1997-96	KIA	CL3231	2005-03	SAAB
CL2943	2004	MAZDA	CL3096	2009-06	HYUNDAI	CL3244	2008-06	MERCEDES-BENZ TRUCK
CL2943A	2004	MAZDA	CL3097	2009-06	HYUNDAI			
CL2943B	2006-05	MAZDA	CL3098	2006	HYUNDAI	CL3245	2008-06	MERCEDES-BENZ TRUCK
CL2943C	2007-05	MAZDA	CL3099	2006	HYUNDAI			
CL2948	2009-04	INFINITI TRUCK	CL3100	2009-05	HYUNDAI TRUCK	CL3274	2010-07	TOYOTA TRUCK
	2009-04	NISSAN / DATSUN TRUCK		2009-06	HYUNDAI	CL3275	2010-07	TOYOTA TRUCK
				2010-05	KIA TRUCK	CL3276	2010-07	TOYOTA TRUCK
CL2949	2009-04	INFINITI TRUCK		2007-06	KIA	CL3277	2010-07	TOYOTA TRUCK

Buyer's Guide - Calipers

Part No.	Year	Make	Part No.	Year	Make	Part No.	Year	Make
CL3298	2010-06	HONDA	CL4072 cont		TRUCK	CL4146	1990-80	FORD
CL3299	2010-06	HONDA		1992-78	CHEVROLET		1981-80	LINCOLN
CL3300	2010-06	HYUNDAI		2003-78	GMC		1990-81	MERCURY
	2010-06	KIA		2000-96	ISUZU TRUCK	CL4147	1990-80	FORD
CL3301	2010-06	HYUNDAI		1987-78	OLDSMOBILE		1981-80	LINCOLN
	2010-06	KIA		1992-78	PONTIAC		1990-81	MERCURY
CL3302	2009-05	KIA	CL4075	1978-74	CHRYSLER	CL4148	1985-80	FORD TRUCK
CL3303	2009-05	KIA		1983-74	DODGE TRUCK	CL4149	1985-80	FORD TRUCK
CL3308	2010-07	NISSAN / DATSUN		1977-74	DODGE	CL4150	1990-81	FORD
CL3309	2010-07	NISSAN / DATSUN		1983-74	PLYMOUTH TRUCK		1989-81	LINCOLN
CL3340	2008-03	SAAB		1977-74	PLYMOUTH		1990-81	MERCURY
CL3341	2008-03	SAAB	CL4075B	1998-84	DODGE TRUCK	CL4150A	1991-84	FORD
CL3798	2006	HYUNDAI	CL4076	1978-74	CHRYSLER		1991	MERCURY
CL3799	2006	HYUNDAI		1983-74	DODGE TRUCK	CL4151	1990-81	FORD
CL4020	1985-78	BUICK		1977-74	DODGE		1989-81	LINCOLN
	1993-78	CADILLAC		1983-74	PLYMOUTH TRUCK		1990-81	MERCURY
	1986-81	CHEVROLET TRUCK	CL4076B	1998-84	DODGE TRUCK	CL4151A	1991-84	FORD
	1987-78	CHEVROLET					1991	MERCURY
	1986-81	GMC	CL4087A	1996-82	IHC/NAVISTAR TRUCKS - MED. DUTY	CL4166	1999-79	CHEVROLET TRUCK
	1985-78	OLDSMOBILE					1990-83	CHEVROLET-GMC TRUCK-MED. DUTY
	1986-78	PONTIAC	CL4087B	1978-71	CHEVROLET TRUCK		1993-90	DODGE TRUCK
CL4020A	1996-78	BUICK		1978-71	GMC		1999-79	GMC
	1996-80	CADILLAC		1975-74	IHC TRUCK	CL4166A	2002-94	CHEVROLET TRUCK
	2002-85	CHEVROLET TRUCK	CL4088A	1996-82	IHC/NAVISTAR TRUCKS - MED. DUTY		1990-88	CHEVROLET-GMC TRUCK-MED. DUTY
	1996-78	CHEVROLET					2002-94	GMC
	2002-85	GMC	CL4088B	1978-71	CHEVROLET TRUCK	CL4167	1999-79	CHEVROLET TRUCK
	1992-78	OLDSMOBILE		1978-71	GMC		1990-83	CHEVROLET-GMC TRUCK-MED. DUTY
	1989-78	PONTIAC		1975-74	IHC TRUCK		1993-90	DODGE TRUCK
CL4021	1985-78	BUICK	CL4122	1996-79	CHEVROLET TRUCK		1999-79	GMC
	1993-78	CADILLAC				CL4167A	2002-94	CHEVROLET TRUCK
	1986-81	CHEVROLET TRUCK	CL4123	1996-79	CHEVROLET TRUCK		1990-88	CHEVROLET-GMC TRUCK-MED. DUTY
	1987-78	CHEVROLET		1996-79	GMC		2002-94	GMC
	1986-81	GMC	CL4126	1996-79	CADILLAC	CL4177	1990-84	CHRYSLER
	1985-78	OLDSMOBILE		1982-80	CHECKER		1990-84	DODGE
	1986-78	PONTIAC		1995-79	CHEVROLET TRUCK		1990-87	PLYMOUTH
CL4021A	1996-78	BUICK		1995-79	GMC	CL4178	1990-84	CHRYSLER
	1996-80	CADILLAC	CL4127	1996-79	CADILLAC		1990-84	DODGE
	2002-85	CHEVROLET TRUCK		1982-80	CHECKER		1990-87	PLYMOUTH
	1996-78	CHEVROLET		1995-79	CHEVROLET TRUCK	CL4179	1990-84	DODGE TRUCK
	2002-85	GMC					1990-84	PLYMOUTH TRUCK
	1992-78	OLDSMOBILE	CL4128	1985-79	BUICK	CL4180	1990-84	DODGE TRUCK
	1989-78	PONTIAC		1985-79	CADILLAC		1990-84	PLYMOUTH TRUCK
CL4035	1976-71	BUICK		1997-83	CHEVROLET TRUCK	CL4181	1987-82	AMERICAN MOTORS
	1978-77	CADILLAC		1997-83	GMC		1989-82	JEEP
	1979-71	CHECKER		1996-91	OLDSMOBILE TRUCK	CL4182	1987-82	AMERICAN MOTORS
	1978-71	CHEVROLET TRUCK		1985-79	OLDSMOBILE		1989-82	JEEP
	1976-71	CHEVROLET	CL4129	1985-79	BUICK	CL4194	1996-83	BUICK
	1978-71	GMC		1985-79	CADILLAC		1990-85	CADILLAC
	1976-71	OLDSMOBILE		1997-83	CHEVROLET TRUCK		1991-90	CHEVROLET TRUCK
	1976-71	PONTIAC		1997-83	GMC		1990-83	CHEVROLET TRUCK
CL4036	1976-71	BUICK		1996-91	OLDSMOBILE TRUCK		1991-90	OLDSMOBILE TRUCK
	1978-77	CADILLAC		1985-79	OLDSMOBILE		1996-83	OLDSMOBILE TRUCK
	1979-71	CHECKER	CL4144	1989-80	CHRYSLER		1991-90	PONTIAC TRUCK
	1978-71	CHEVROLET TRUCK		1989-80	DODGE		1991-83	PONTIAC
	1976-71	CHEVROLET		1989-80	PLYMOUTH	CL4195	1996-83	BUICK
	1978-71	GMC	CL4144A	1989-80	CHRYSLER		1990-85	CADILLAC
	1976-71	OLDSMOBILE		1989-80	DODGE		1991-90	CHEVROLET TRUCK
	1976-71	PONTIAC		1989-80	PLYMOUTH		1990-83	CHEVROLET TRUCK
CL4071	1985-68	AVANTI	CL4145	1989-80	CHRYSLER		1991-90	OLDSMOBILE TRUCK
	1987-78	BUICK		1989-80	DODGE		1991-90	OLDSMOBILE TRUCK
	2003-78	CHEVROLET TRUCK		1989-80	PLYMOUTH		1996-83	OLDSMOBILE
	1992-78	CHEVROLET	CL4145A	1989-80	CHRYSLER		1991-90	PONTIAC TRUCK
	2003-78	GMC		1989-80	DODGE		1991-83	PONTIAC
	2000-96	ISUZU TRUCK		1989-80	PLYMOUTH			
	1987-78	OLDSMOBILE						
	1992-78	PONTIAC						
CL4072	1985-68	AVANTI						
	1987-78	BUICK						
	2003-78	CHEVROLET						

Buyer's Guide - Calipers

Part No.	Year	Make	Part No.	Year	Make	Part No.	Year	Make
CL4196	1997-83	FORD TRUCK	CL4295	1988	BUICK	CL4312A co	1993	MERCURY
	1994-91	MAZDA TRUCK		1988	OLDSMOBILE	CL4315	1992-89	FORD
CL4197	1997-83	FORD TRUCK		1988	PONTIAC		1992-89	MERCURY
	1994-91	MAZDA TRUCK	CL4296	1988	BUICK	CL4316	1992-89	FORD
CL4198	1984-83	DODGE TRUCK		1988	OLDSMOBILE		1992-89	MERCURY
	1990-83	DODGE		1988	PONTIAC	CL4317	1994-88	CHEVROLET
	1983	PLYMOUTH TRUCK	CL4297	2002-88	CHEVROLET	CL4318	1994-88	CHEVROLET
	1990-83	PLYMOUTH			TRUCK	CL4319	1996-88	CHEVROLET
CL4199	1984-83	DODGE TRUCK		1999-94	DODGE TRUCK	CL4320	1996-88	CHEVROLET
	1990-83	DODGE		2002-88	GMC	CL4323	1996-88	CHEVROLET
	1983	PLYMOUTH TRUCK	CL4298	2002-88	CHEVROLET	CL4324	1996-88	CHEVROLET
	1990-83	PLYMOUTH			TRUCK	CL4327	1993-89	BUICK
CL4200	1994-84	FORD		1999-94	DODGE TRUCK		1994-90	CHEVROLET
	1994-84	MERCURY		2002-88	GMC		1993-88	OLDSMOBILE
CL4200A	1989-83	FORD	CL4299	2000-99	CADILLAC TRUCK		1993-88	PONTIAC
	1989-83	MERCURY		1999-90	CADILLAC	CL4328	1993-89	BUICK
CL4201	1994-84	FORD		2002-88	CHEVROLET		1994-90	CHEVROLET
	1994-84	MERCURY			TRUCK		1993-88	OLDSMOBILE
CL4201A	1989-83	FORD		1999-94	DODGE TRUCK		1993-88	PONTIAC
	1989-83	MERCURY		2002-88	GMC	CL4333	1990-88	CHRYSLER
CL4202	1993-83	FORD	CL4300	2000-99	CADILLAC TRUCK		1990-88	DODGE
	1988-80	MERCURY		1999-90	CADILLAC	CL4334	1990-88	CHRYSLER
CL4203	1993-83	FORD		2002-88	CHEVROLET		1990-88	DODGE
	1988-80	MERCURY			TRUCK	CL4335	1989-88	CHRYSLER
CL4208	1991-81	CHEVROLET		1999-94	DODGE TRUCK		1989-88	DODGE
		TRUCK		2002-88	GMC	CL4335A	1993-90	CHRYSLER
	1991-81	GMC	CL4301	1991-88	CHEVROLET		1990	DODGE
	1991-79	JEEP			TRUCK	CL4336	1989-88	CHRYSLER
CL4209	1991-81	CHEVROLET		1991-88	GMC		1989-88	DODGE
		TRUCK	CL4302	1991-88	CHEVROLET	CL4336A	1993-90	CHRYSLER
	1991-81	GMC			TRUCK		1990	DODGE
	1991-79	JEEP		1991-88	GMC	CL4337	2001-88	FORD TRUCK
CL4223	1979-76	FORD TRUCK	CL4303	1994-89	CHRYSLER	CL4338	2001-88	FORD TRUCK
CL4224	1979-76	FORD TRUCK		1994-89	DODGE	CL4339	2001-90	JEEP
CL4229	1985-80	FORD TRUCK		1994-92	PLYMOUTH	CL4339A	2006-97	JEEP
CL4230	1985-80	FORD TRUCK	CL4304	1994-89	CHRYSLER	CL4340	2001-90	JEEP
CL4231	1986-84	FORD		1994-89	DODGE	CL4340A	2006-97	JEEP
	1990-84	LINCOLN		1994-92	PLYMOUTH	CL4341	1993-90	JEEP
CL4232	1986-84	FORD	CL4305	1995-89	CHRYSLER	CL4342	1993-90	JEEP
	1990-84	LINCOLN		1995-89	DODGE	CL4343	1992-88	CHEVROLET
CL4247	1992-86	FORD		1994-93	EAGLE		1992-88	PONTIAC
	1992-88	LINCOLN		1995-89	PLYMOUTH	CL4344	1992-88	CHEVROLET
	1992-86	MERCURY	CL4305A	1999-95	CHRYSLER		1992-88	PONTIAC
CL4248	1992-86	FORD		1999-95	DODGE	CL4345	1992-88	CHEVROLET
	1992-88	LINCOLN		1999-95	PLYMOUTH		1992-88	PONTIAC
	1992-86	MERCURY	CL4305B	1997-95	CHRYSLER	CL4346	1992-88	CHEVROLET
CL4249	1991-86	BUICK		1997-95	DODGE		1992-88	PONTIAC
	1992-86	CADILLAC		1997-95	EAGLE	CL4347	2002-90	CHEVROLET
	1991-86	OLDSMOBILE	CL4305C	2000-96	CHRYSLER			TRUCK
CL4250	1991-86	BUICK		2000	DODGE		1999-94	DODGE TRUCK
	1992-86	CADILLAC	CL4306	1995-89	CHRYSLER		2002-90	GMC
	1991-86	OLDSMOBILE		1995-89	DODGE	CL4348	2002-90	CHEVROLET
CL4255	1993-86	FORD TRUCK		1994-93	EAGLE			TRUCK
CL4255S	1993-86	FORD TRUCK		1995-89	PLYMOUTH		1999-94	DODGE TRUCK
CL4256	1993-86	FORD TRUCK	CL4306A	1999-95	CHRYSLER		2002-90	GMC
CL4256S	1993-86	FORD TRUCK		1999-95	DODGE	CL4351	1994-89	FORD TRUCK
CL4257	1993-87	FORD		1999-95	PLYMOUTH	CL4352	1994-89	FORD TRUCK
CL4258	1993-87	FORD	CL4306B	1997-95	CHRYSLER	CL4354	1993-91	BUICK
CL4273	1990-87	DODGE TRUCK		1997-95	DODGE		1993-91	CADILLAC
CL4274	1990-87	DODGE TRUCK		1997-95	EAGLE		1993-92	CHEVROLET
CL4275	1996-88	BUICK	CL4306C	2000-96	CHRYSLER			TRUCK
	2001-90	CHEVROLET		2000	DODGE		1993	CHEVROLET
	1997-88	OLDSMOBILE		2000	PLYMOUTH		1993-92	OLDSMOBILE
	1996-88	PONTIAC	CL4307	1989-88	DODGE			TRUCK
CL4276	1996-88	BUICK		1989-88	PLYMOUTH		1993-92	OLDSMOBILE
	2001-90	CHEVROLET	CL4308	1989-88	DODGE		1993-92	PONTIAC TRUCK
	1997-88	OLDSMOBILE		1989-88	PLYMOUTH		1993-92	PONTIAC
	1996-88	PONTIAC	CL4309	1990-88	PONTIAC	CL4355	1993-91	BUICK
CL4293	1990-89	CHRYSLER	CL4310	1990-88	PONTIAC		1993-91	CADILLAC
	1990-89	DODGE TRUCK	CL4311	1992-89	FORD		1993-92	CHEVROLET
	1990-89	DODGE		1992-89	MERCURY			TRUCK
	1990-89	PLYMOUTH TRUCK	CL4311A	1993-89	FORD		1993	CHEVROLET
CL4294	1990-89	CHRYSLER		1993	MERCURY		1993-92	OLDSMOBILE
	1990-89	DODGE TRUCK	CL4312	1992-89	FORD			TRUCK
	1990-89	DODGE		1992-89	MERCURY		1993-92	OLDSMOBILE
	1990-89	PLYMOUTH TRUCK	CL4312A	1993-89	FORD		1993-92	PONTIAC TRUCK

Buyer's Guide - Calipers

Part No.	Year	Make	Part No.	Year	Make	Part No.	Year	Make
CL4355 cont	1993-92	PONTIAC	CL4380	2002-93	MERCURY TRUCK	CL4510L co	1991-86	OLDSMOBILE
CL4356	1995-90	BUICK	CL4381	2003-93	NISSAN / DATSUN TRUCK	CL4510R	1991-86	BUICK
	1995-92	CHEVROLET		2002-93	MERCURY TRUCK	1992-86	CADILLAC	
	1995-90	OLDSMOBILE	1991-86			OLDSMOBILE		
	1995-90	PONTIAC	2003-93	NISSAN / DATSUN TRUCK	CL4513	1994-92	FORD TRUCK	
CL4356A	1998-96	BUICK	CL4382	1995-94	FORD	CL4514	1994-92	FORD TRUCK
	2005-95	CHEVROLET		1994-93	LINCOLN	CL4518	2002-91	SATURN
	1998-96	OLDSMOBILE		1995-94	MERCURY	CL4519	2002-91	SATURN
	2005-95	PONTIAC	CL4382A	1999-96	FORD	CL4524	1998-91	SATURN
CL4357	1995-90	BUICK	CL4382C	2001-95	LINCOLN	CL4525	1998-91	SATURN
	1995-92	CHEVROLET		1997-93	FORD	CL4536	1999-93	FORD
	1995-90	OLDSMOBILE	1998-93	LINCOLN	CL4537	2000-93	LINCOLN	
	1995-90	PONTIAC	1997-93	MERCURY		1999-93	MERCURY	
CL4357A	1998-96	BUICK	CL4382D	1999-96	FORD	CL4538	1997-93	FORD
	2005-95	CHEVROLET		1999-96	MERCURY		1998-93	LINCOLN
	1998-96	OLDSMOBILE	1995-94	FORD	1997-93	MERCURY		
	2005-95	PONTIAC	1994-93	LINCOLN	CL4539	1997-93	FORD	
CL4360	1993-91	CHRYSLER	CL4383	1995-94	FORD	CL4540	1998-93	LINCOLN
	1995-91	DODGE TRUCK		1994-93	LINCOLN		1997-93	PONTIAC
	1993-91	DODGE		1995-94	MERCURY	CL4541	1997-93	CHEVROLET
	1995-91	PLYMOUTH TRUCK	CL4383A	1999-96	FORD	1997-93	PONTIAC	
CL4360A	1992-91	DODGE	CL4383C	2001-95	LINCOLN	CL4542	1996-93	CADILLAC
	1992-91	EAGLE		1997-93	FORD		CL4542A	2002-97
CL4361	1993-91	CHRYSLER	CL4383D	1998-93	LINCOLN	CL4543	1993-92	BUICK
	1995-91	DODGE TRUCK		1997-93	MERCURY		1996-92	CADILLAC
	1993-91	DODGE	1999-96	FORD	1992	OLDSMOBILE		
	1995-91	PLYMOUTH TRUCK	1999-96	MERCURY	CL4543A	2002-97	CADILLAC	
CL4361A	1992-91	DODGE	CL4388	1994-92	FORD	CL4544	1998-94	FORD
	1992-91	EAGLE		1994-90	LINCOLN	CL4544A	1998-94	FORD
CL4362	1994-91	CHRYSLER	CL4389	1994-92	FORD	CL4545	1998-94	FORD
	1994-91	DODGE TRUCK		1994-90	LINCOLN	CL4545A	1998-94	FORD
	1994-91	DODGE	1994-92	MERCURY	CL4600	1999-94	BUICK	
	1994-91	PLYMOUTH TRUCK	CL4390	2003-94		FORD TRUCK	1996-94	CADILLAC
	1994-91	PLYMOUTH	CL4391	2003-94		FORD TRUCK	1996-94	CHEVROLET TRUCK
CL4362A	1995	DODGE TRUCK	CL4392A	1996-94	BUICK	1997-94	CHEVROLET TRUCK	
	1995	PLYMOUTH TRUCK		1999-95	CHEVROLET	1996-94	OLDSMOBILE TRUCK	
CL4363	1994-91	CHRYSLER	CL4392B	1997-94	OLDSMOBILE	1999-94	OLDSMOBILE TRUCK	
	1994-91	DODGE TRUCK		1998-97	BUICK		1996-94	PONTIAC TRUCK
	1994-91	DODGE	1998-97	OLDSMOBILE	CL4601	1999-94	BUICK	
	1994-91	PLYMOUTH TRUCK	CL4393	1996-94		BUICK	1996-94	CADILLAC
	1994-91	PLYMOUTH	1999-95	CHEVROLET		1996-94	CHEVROLET TRUCK	
CL4363A	1995	DODGE TRUCK	1997-94	OLDSMOBILE	1999-94	OLDSMOBILE TRUCK		
CL4364	1996-91	DODGE TRUCK	1996-94	PONTIAC	1996-94	PONTIAC TRUCK		
CL4364A	1996-91	DODGE TRUCK	CL4393A	1996-95	BUICK	1999-94	PONTIAC	
CL4365	1996-91	DODGE TRUCK	CL4393B	1998-95	OLDSMOBILE	CL4602	2000-95	CHRYSLER
CL4365A	1996-91	DODGE TRUCK		1998-97	BUICK		2000-95	DODGE
CL4366	1995-91	CHRYSLER	1998-97	OLDSMOBILE	2000-96	PLYMOUTH		
CL4367	1995-91	DODGE	CL4394	1994-93	FORD	CL4603	2000-95	CHRYSLER
	1995-91	DODGE	CL4395	1994	LINCOLN		2000-95	DODGE
	1995-91	PLYMOUTH		1994-93	MERCURY	1999-94	OLDSMOBILE TRUCK	
CL4368	1995-92	FORD	CL4398	1994	JEEP	CL4604	2002-95	FORD TRUCK
	1995-91	LINCOLN	CL4398A	1996-94	JEEP		2001-97	MERCURY TRUCK
	1995-92	MERCURY	CL4398B	1998-97	JEEP		2002-95	FORD TRUCK
CL4372	2006-91	CHRYSLER	CL4399	1994	JEEP	2001-97	MERCURY TRUCK	
CL4372A	1993-91	DODGE	CL4399A	1996-94	JEEP	CL4605	2002-95	FORD TRUCK
	2006-98	CHRYSLER		CL4399B	1998-97		JEEP	2001-97
CL4372B	2004-98	CHRYSLER	CL4500	1988-86	FORD TRUCK	CL4606	2002-95	FORD TRUCK
2006-98	DODGE	CL4501	1988-86	FORD TRUCK	2002-95		MAZDA TRUCK	
CL4373	2006-91	CHRYSLER	CL4502	1991-84	CHRYSLER	CL4606A	1997-95	FORD TRUCK
	1993-91	DODGE	CL4503	1988-84	DODGE		1997-95	MAZDA TRUCK
CL4373A	2006-98	CHRYSLER		CL4508	1993-87	FORD	CL4607	2002-95
	2006-98	DODGE	1992-88		LINCOLN	2002-95		MAZDA TRUCK
CL4373B	2004-98	CHRYSLER	1992-87	MERCURY	CL4607A	1997-95	FORD TRUCK	
	2004-98	DODGE	1993-87	FORD		1997-95	MAZDA TRUCK	
CL4374	1993-91	FORD	CL4509	1992-88	LINCOLN	CL4607A	2001-97	MERCURY TRUCK
	1993-91	MERCURY	1992-87	MERCURY	2002-95		FORD TRUCK	
CL4375	1993-91	FORD	CL4510L	1992-87	MERCURY	1997-95	FORD TRUCK	
	1993-91	MERCURY		1991-86	BUICK		1997-95	MAZDA TRUCK
CL4378	1998-93	FORD	1992-86	CADILLAC				
	1997-93	MERCURY						
CL4379	1998-93	FORD						
	1997-93	MERCURY						

Buyer's Guide - Calipers

Part No.	Year	Make	Part No.	Year	Make	Part No.	Year	Make
CL4608	2003-95	FORD TRUCK	CL4638 cont	2001-97	OLDSMOBILE TRUCK	CL4644 cont	2005-97	PONTIAC TRUCK
CL4609	2003-95	FORD TRUCK					2003-97	PONTIAC
CL4610	1997-95	FORD		1998	OLDSMOBILE	CL4644A	2007-02	BUICK TRUCK
	1997-95	LINCOLN		2001-97	PONTIAC TRUCK		2004-02	CHEVROLET TRUCK
	1997-95	MERCURY		2005-97	PONTIAC			OLDSMOBILE TRUCK
CL4611	1997-95	FORD	CL4638A	1999-97	BUICK		2004-02	OLDSMOBILE TRUCK
	1997-95	LINCOLN		1997	CADILLAC			PONTIAC TRUCK
	1997-95	MERCURY		2005-00	CHEVROLET		2005-01	PONTIAC TRUCK
CL4612	1998-95	FORD TRUCK		1999-97	OLDSMOBILE	CL4644B	2005-00	CHEVROLET
CL4612AS	2000	FORD	CL4638C	2005-99	BUICK	CL4645	2009-97	BUICK
	2000	MERCURY		2005-98	CADILLAC		2005-97	CHEVROLET TRUCK
CL4612BS	2007-01	FORD		2005-00	CHEVROLET		2005-01	CHEVROLET TRUCK
	2002	LINCOLN		2003-01	OLDSMOBILE		2004-02	OLDSMOBILE TRUCK
	2005-01	MERCURY		2005-00	PONTIAC		2002-98	OLDSMOBILE TRUCK
CL4613	1998-95	FORD TRUCK	CL4638D	2005-02	BUICK		2005-97	PONTIAC TRUCK
CL4613AS	2000	FORD		2005-02	CHEVROLET TRUCK		2003-97	PONTIAC
	2000	MERCURY		2004-02	OLDSMOBILE TRUCK	CL4645A	2007-02	BUICK TRUCK
CL4613BS	2007-01	FORD		2002-99	OLDSMOBILE		2004-02	CHEVROLET TRUCK
	2002	LINCOLN		2005-02	PONTIAC TRUCK			TRUCK
	2005-01	MERCURY		2003-02	PONTIAC		2004-02	OLDSMOBILE TRUCK
CL4614	2004-95	FORD TRUCK						PONTIAC TRUCK
CL4615	2004-95	FORD TRUCK	CL4639	2003-97	BUICK	CL4645B	2005-00	CHEVROLET
CL4616	1997-95	DODGE		2001-97	CHEVROLET TRUCK	CL4646	2005-97	CHEVROLET
	1997-95	PLYMOUTH					2004-97	OLDSMOBILE
CL4616A	1997-95	DODGE		2001-97	OLDSMOBILE TRUCK		2005-99	PONTIAC
	1997-95	PLYMOUTH						CHEVROLET TRUCK
CL4616B	1999-98	DODGE		1998	OLDSMOBILE	CL4647	2005-97	CHEVROLET
	1999-98	PLYMOUTH		2001-97	PONTIAC TRUCK		2004-97	OLDSMOBILE
CL4616C	1999-98	DODGE		2005-97	PONTIAC			PONTIAC
	1999-98	PLYMOUTH	CL4639A	1999-97	BUICK	CL4648	2001-97	CADILLAC
CL4617	1997-95	DODGE		1997	CADILLAC	CL4649	2001-97	CADILLAC
	1997-95	PLYMOUTH		2005-00	CHEVROLET	CL4650	1997	CHEVROLET TRUCK
CL4617A	1997-95	DODGE		1999-97	OLDSMOBILE			OLDSMOBILE TRUCK
	1997-95	PLYMOUTH	CL4639C	2005-99	BUICK		1997	OLDSMOBILE TRUCK
CL4617B	1999-98	DODGE		2005-98	CADILLAC	CL4651	1997	CHEVROLET TRUCK
	1999-98	PLYMOUTH		2005-00	CHEVROLET			OLDSMOBILE TRUCK
CL4617C	1999-98	DODGE		2003-01	OLDSMOBILE	CL4652	2004-97	FORD TRUCK
	1999-98	PLYMOUTH		2005-00	PONTIAC		2002-98	LINCOLN TRUCK
CL4618	2000-95	FORD	CL4639D	2005-02	BUICK	CL4653	2004-97	FORD TRUCK
	2003-95	MERCURY		2005-02	CHEVROLET TRUCK		2002-98	LINCOLN TRUCK
CL4618A	2003-99	MERCURY				CL4654	1998-94	FORD
CL4619	2000-95	FORD		2004-02	OLDSMOBILE TRUCK	CL4655	1998-94	FORD
	2003-95	MERCURY				CL4656	1999-97	CHRYSLER TRUCK
CL4619A	2003-99	MERCURY		2002-99	OLDSMOBILE		1997	DODGE TRUCK
CL4622	2000-95	FORD		2005-02	PONTIAC TRUCK		1999-96	PLYMOUTH TRUCK
	2003-95	MERCURY	CL4640	1997	CADILLAC	CL4660	1994-93	DODGE
CL4622A	2000-98	FORD					1996-93	EAGLE
	2003-98	MERCURY	CL4641	1997	CADILLAC		1995-93	MITSUBISHI
CL4622B	2000-98	FORD					1994-93	PLYMOUTH
	2003-98	MERCURY	CL4642	2000-96	CHRYSLER TRUCK	CL4661	1994-93	DODGE
CL4622C	2000-98	FORD		1997-93	CHRYSLER		1996-93	EAGLE
	2003-98	MERCURY		2000-96	DODGE TRUCK		1995-93	MITSUBISHI
CL4623	2000-95	FORD		1997-93	DODGE		1994-93	PLYMOUTH
	2003-95	MERCURY		1997-93	EAGLE	CL4664	1994-91	DODGE
CL4623A	2000-98	FORD		2000-96	PLYMOUTH TRUCK	CL4665	1994-91	DODGE
	2003-98	MERCURY	CL4642B	2004-98	CHRYSLER	CL4666	1995	EAGLE
CL4623B	2000-98	FORD		2004-98	DODGE		1995	MITSUBISHI
	2003-98	MERCURY	CL4642C	2004-02	CHRYSLER	CL4667	1995	EAGLE
CL4623C	2000-98	FORD		2004-02	DODGE		1995	MITSUBISHI
	2003-98	MERCURY	CL4643	2000-96	CHRYSLER TRUCK	CL4668	1994-92	DODGE
CL4624	1996-94	CHEVROLET		1997-93	CHRYSLER		1996-92	EAGLE
CL4625	1996-94	CHEVROLET		2000-96	DODGE TRUCK		1995-92	MITSUBISHI TRUCK
CL4626	1996-94	CHEVROLET		1997-93	DODGE		1994-92	PLYMOUTH
CL4627	1996-94	CHEVROLET		1997-93	EAGLE	CL4669	1994-92	DODGE
CL4634	2004-96	FORD TRUCK		2000-96	PLYMOUTH TRUCK		1996-92	EAGLE
CL4635	2004-96	FORD TRUCK	CL4643B	2004-98	CHRYSLER		1995-92	MITSUBISHI TRUCK
CL4636	2002-96	FORD		2004-98	DODGE		1994-92	PLYMOUTH
	2002-01	LINCOLN	CL4643C	2004-02	CHRYSLER	CL4670	1994-92	DODGE
	2002-98	MERCURY		2004-02	DODGE		1996-92	EAGLE
CL4637	2000-96	FORD	CL4644	2009-97	BUICK		1995-92	MITSUBISHI TRUCK
	2000-96	LINCOLN		2005-97	CHEVROLET TRUCK		1994-92	PLYMOUTH
	2000-96	MERCURY				CL4670A	2004-97	MITSUBISHI
CL4637A	1997-96	FORD		2005-01	CHEVROLET TRUCK	CL4671	1998-95	EAGLE
CL4638	2003-97	BUICK		2004-02	OLDSMOBILE TRUCK			
	2001-97	CHEVROLET TRUCK		2002-98	OLDSMOBILE			

Buyer's Guide - Calipers

Part No.	Year	Make	Part No.	Year	Make	Part No.	Year	Make
CL4671 cont	1999-95	MITSUBISHI	CL4717	1998	CADILLAC	CL4747	2002-00	DODGE TRUCK
CL4671A	2004-97	MITSUBISHI	CL4718	2005-03	BUICK	CL4748	2004-99	FORD TRUCK
CL4672	1996	CHEVROLET		2005-00	CADILLAC	CL4748A	2007-05	FORD TRUCK
CL4673	1996	CHEVROLET		2005-04	PONTIAC	CL4749	2004-99	FORD TRUCK
CL4674	1996-95	DODGE	CL4718A	2002-00	CADILLAC	CL4749A	2007-05	FORD TRUCK
CL4675	1996-95	DODGE	CL4718B	2005-00	BUICK	CL4750	2004-97	FORD TRUCK
CL4676	1996-95	DODGE		2003-01	OLDSMOBILE		2003-02	LINCOLN TRUCK
CL4677	1996-95	DODGE		2005-00	PONTIAC	CL4751	2004-97	FORD TRUCK
CL4678	2004-97	FORD TRUCK	CL4719	2005-03	BUICK		2003-02	LINCOLN TRUCK
	2003-98	LINCOLN TRUCK		2005-00	CADILLAC	CL4752	2005-00	FORD TRUCK
CL4678A	2010-03	LINCOLN		2005-04	PONTIAC	CL4753	2005-00	FORD TRUCK
CL4679	2004-97	FORD TRUCK	CL4719A	2002-00	CADILLAC	CL4754	2010-01	FORD TRUCK
	2003-98	LINCOLN TRUCK	CL4719B	2005-00	BUICK		2005-03	LINCOLN TRUCK
CL4679A	2010-03	LINCOLN		2003-01	OLDSMOBILE		2010-01	MERCURY TRUCK
CL4684	1990	BUICK		2005-00	PONTIAC	CL4754A	2005-03	LINCOLN TRUCK
	1991-90	CHEVROLET	CL4720	2001-98	CADILLAC	CL4754B	2007-03	JEEP
	1990	OLDSMOBILE	CL4721	2001-98	CADILLAC	CL4755	2010-01	FORD TRUCK
	1991-90	PONTIAC	CL4722	2002-99	FORD		2005-03	LINCOLN TRUCK
CL4685	1990	BUICK	CL4723	2002-99	FORD		2010-01	MERCURY TRUCK
	1991-90	CHEVROLET	CL4724	2004-99	OLDSMOBILE	CL4755A	2005-03	LINCOLN TRUCK
	1990	OLDSMOBILE		2005-99	PONTIAC	CL4755B	2007-03	JEEP
	1991-90	PONTIAC	CL4725	2004-99	OLDSMOBILE	CL4756	2002-00	DODGE TRUCK
CL4690	2000-99	FORD TRUCK		2005-99	PONTIAC	CL4757	2002-00	DODGE TRUCK
CL4692	2002-98	CHEVROLET	CL4726	2002-00	CADILLAC	CL4758	2010-02	FORD TRUCK
	2002-98	PONTIAC		2005-99	CHEVROLET TRUCK		2009-03	MAZDA TRUCK
CL4693	2002-98	CHEVROLET		2005-99	GMC		2005-02	MERCURY TRUCK
	2002-98	PONTIAC	CL4727	2002-00	CADILLAC	CL4758A	2002-01	FORD TRUCK
CL4694	2005-98	CHEVROLET TRUCK		2005-99	CHEVROLET TRUCK	CL4759	2010-02	FORD TRUCK
	2004-98	GMC		2005-99	GMC		2009-03	MAZDA TRUCK
	2000-98	ISUZU TRUCK		2005-99	GMC		2005-02	MERCURY TRUCK
	2001-98	OLDSMOBILE TRUCK	CL4728	2006-02	CADILLAC TRUCK	CL4759A	2002-01	FORD TRUCK
CL4695	2005-98	CHEVROLET TRUCK		2010-99	CHEVROLET TRUCK	CL4760	2007-99	FORD TRUCK
	2004-98	GMC		2009-03	HUMMER	CL4761	2007-99	FORD TRUCK
	2000-98	ISUZU TRUCK	CL4729	2006-02	CADILLAC TRUCK	CL4762	2002-98	DODGE TRUCK
	2001-98	OLDSMOBILE TRUCK		2010-99	CHEVROLET TRUCK	CL4762A	2001-00	DODGE TRUCK
CL4696	2002-98	CHEVROLET		2010-99	GMC	CL4763	2002-98	DODGE TRUCK
	2002-98	PONTIAC		2009-03	HUMMER	CL4763A	2001-00	DODGE TRUCK
CL4697	2002-98	CHEVROLET	CL4730	2010-00	CADILLAC	CL4764	2006-02	CADILLAC TRUCK
	2002-98	PONTIAC		2010-99	CHEVROLET TRUCK		2007-00	CHEVROLET TRUCK
CL4698	2009-06	CADILLAC		2010-99	GMC		2007-00	GMC
	2010-97	CHEVROLET		2007-03	HUMMER	CL4764A	2005-02	CHEVROLET TRUCK
CL4698A	2004	CADILLAC	CL4731	2010-00	CADILLAC		2005-02	GMC
	2004-01	CHEVROLET		2010-99	CHEVROLET TRUCK	CL4765	2006-02	CADILLAC TRUCK
CL4699	2009-06	CADILLAC		2010-99	GMC		2007-00	CHEVROLET TRUCK
	2010-97	CHEVROLET		2007-03	HUMMER		2007-00	GMC
CL4699A	2004	CADILLAC	CL4732	2003-99	FORD TRUCK	CL4766	2002-99	FORD
	2004-01	CHEVROLET	CL4733	2003-99	FORD TRUCK	CL4767	2002-99	FORD
CL4702	2004-97	CHEVROLET	CL4734	2002-98	FORD	CL4768	2002	CHRYSLER
CL4702A	2004-01	CHEVROLET		2002-98	LINCOLN		2005-00	DODGE
CL4703	2004-97	CHEVROLET		2002-98	MERCURY		2001-00	PLYMOUTH
CL4703A	2004-01	CHEVROLET	CL4735	2002-98	FORD	CL4768A	2002	CHRYSLER
CL4704	1999-98	DODGE TRUCK		2002-98	LINCOLN		2002-00	DODGE
CL4705	1999-98	DODGE TRUCK		2002-98	MERCURY		2001-00	PLYMOUTH
CL4706	1999-98	FORD	CL4736	2004-99	CHEVROLET TRUCK	CL4769	2002	CHRYSLER
CL4707	1999-98	FORD		2004-99	SUZUKI TRUCK		2005-00	DODGE
CL4710	2001-97	CADILLAC		2004-99	CHEVROLET TRUCK		2001-00	PLYMOUTH
CL4711	2001-97	CADILLAC		2004-99	SUZUKI TRUCK	CL4769A	2002	CHRYSLER
CL4712	2005-97	CHEVROLET TRUCK	CL4737	2004-99	CHEVROLET TRUCK		2002-00	DODGE
	2004-97	GMC		2004-99	SUZUKI TRUCK		2001-00	PLYMOUTH
	2000-98	ISUZU TRUCK	CL4738	1999	BUICK	CL4770	2005-00	SATURN
	2001-98	OLDSMOBILE TRUCK	CL4738A	1999	CADILLAC	CL4771	2005-00	SATURN
CL4713	2005-97	CHEVROLET TRUCK	CL4738B	1999	BUICK	CL4772	2007-02	BUICK TRUCK
	2004-97	GMC		1999	OLDSMOBILE		2005-01	PONTIAC TRUCK
	2000-98	ISUZU TRUCK	CL4739	1999	BUICK	CL4772A	2007-02	BUICK TRUCK
	2001-98	OLDSMOBILE TRUCK	CL4739A	1999	CADILLAC		2004-02	CHEVROLET TRUCK
CL4714	1998-97	DODGE TRUCK	CL4739B	1999	BUICK		2004-02	OLDSMOBILE TRUCK
CL4715	1998-97	DODGE TRUCK		1999	OLDSMOBILE		2005-01	PONTIAC TRUCK
CL4716	1998	CADILLAC	CL4744	2002-98	DODGE TRUCK	CL4773	2007-02	BUICK TRUCK
			CL4745	2002-98	DODGE TRUCK			
			CL4746	2002-00	DODGE TRUCK			

Buyer's Guide - Calipers

Part No.	Year	Make	Part No.	Year	Make	Part No.	Year	Make
CL4773 cont	2005-01	PONTIAC TRUCK	CL4799A co	2004-02	OLDSMOBILE TRUCK	CL4827	2004-99	JEEP
CL4773A	2007-02	BUICK TRUCK		2005	SAAB TRUCK	CL4828	2006-03	FORD TRUCK
	2004-02	CHEVROLET TRUCK	CL4800	1991-83	CHRYSLER		2006-03	LINCOLN TRUCK
	2004-02	OLDSMOBILE TRUCK		1987-83	DODGE	CL4829	2006-03	FORD TRUCK
	2005-01	PONTIAC TRUCK		1987-83	PLYMOUTH		2006-03	LINCOLN TRUCK
CL4774L	2007-00	CHRYSLER TRUCK	CL4801	1991-83	CHRYSLER	CL4830	2006-03	FORD TRUCK
	2007-00	CHRYSLER TRUCK		1987-83	DODGE		2006-03	LINCOLN TRUCK
	2003-00	PLYMOUTH TRUCK		1987-83	PLYMOUTH	CL4831	2006-03	FORD TRUCK
CL4774R	2007-00	CHRYSLER TRUCK	CL4802	1982	CHRYSLER		2006-03	LINCOLN TRUCK
	2007-00	DODGE TRUCK		1989-81	DODGE	CL4832	2006-02	DODGE TRUCK
	2003-00	PLYMOUTH TRUCK		1989-83	PLYMOUTH	CL4832A	2003	DODGE TRUCK
CL4776	2007-01	CHRYSLER TRUCK	CL4803	1982	CHRYSLER	CL4832B	2004	DODGE TRUCK
	2007-01	DODGE TRUCK		1982	CHRYSLER	CL4833	2006-02	DODGE TRUCK
CL4777	2007-01	CHRYSLER TRUCK		1989-81	DODGE	CL4833A	2003	DODGE TRUCK
	2007-01	DODGE TRUCK	CL4804	1989-83	PLYMOUTH	CL4833B	2004	DODGE TRUCK
CL4778	2006-01	FORD TRUCK		1982	CHRYSLER	CL4836	2008-07	CHRYSLER TRUCK
	2004-01	MAZDA TRUCK		1989-81	DODGE		2009-02	DODGE TRUCK
CL4779	2006-01	FORD TRUCK		1989-83	PLYMOUTH	CL4836A	2003	DODGE TRUCK
	2004-01	MAZDA TRUCK		1982	CHRYSLER	CL4837	2008-07	CHRYSLER TRUCK
CL4780	2010-01	CHRYSLER		2009-02	GMC		2009-02	DODGE TRUCK
CL4781	2010-01	CHRYSLER		2008-03	ISUZU TRUCK	CL4837A	2003	DODGE TRUCK
CL4782	2002	CHRYSLER		2004-02	OLDSMOBILE TRUCK	CL4838	2004-03	FORD
	2005-00	DODGE	CL4805	2009-05	SAAB TRUCK	CL4839	2004-03	FORD
	2001-00	PLYMOUTH		2007-04	BUICK TRUCK	CL4840	2010-03	FORD
CL4783	2002	CHRYSLER		2009-02	CHEVROLET TRUCK		2010-03	LINCOLN
	2005-00	DODGE		2009-02	GMC		2010-03	MERCURY
	2001-00	PLYMOUTH		2008-03	ISUZU TRUCK	CL4840A	2010-03	FORD
CL4784	2007-01	CHRYSLER		2004-02	OLDSMOBILE TRUCK		2010-03	LINCOLN
	2005-03	DODGE		2009-05	SAAB TRUCK	CL4841	2010-03	FORD
CL4785	2007-01	CHRYSLER	CL4806	2002-01	DODGE TRUCK		2010-03	LINCOLN
	2005-03	DODGE	CL4807	2002-01	DODGE TRUCK	CL4841A	2010-03	FORD
CL4788	2005-01	CHRYSLER TRUCK	CL4808	2006-01	CHRYSLER		2010-03	LINCOLN
	2005-01	DODGE TRUCK		2006-01	DODGE	CL4842	2002-83	CHEVROLET-GMC TRUCK-MED. DUTY
CL4789	2005-01	CHRYSLER TRUCK	CL4809	2006-01	CHRYSLER		2002-97	ISUZU MEDIUM TRUCK
	2005-01	DODGE TRUCK		2006-01	DODGE	CL4844	2007-02	JEEP
CL4790	2005-99	FORD TRUCK	CL4810	2002-99	JEEP	CL4845	2007-02	JEEP
CL4791	2005-99	FORD TRUCK	CL4811	2002-99	JEEP	CL4846	2004-02	FORD
CL4792	2005-02	FORD	CL4812	2005-02	FORD	CL4847	2004-02	FORD
	2005-00	JAGUAR		2005-00	JAGUAR	CL4848	2005-03	FORD TRUCK
	2006-00	LINCOLN		2002-00	LINCOLN	CL4849	2005-03	FORD TRUCK
CL4792A	2005-03	JAGUAR	CL4813	2005-02	FORD	CL4850	2010-03	FORD
CL4793	2005-02	FORD		2005-00	JAGUAR		2010-03	LINCOLN
	2005-00	JAGUAR		2002-00	LINCOLN		2010-03	MERCURY
	2006-00	LINCOLN	CL4814	2008-01	CHEVROLET TRUCK	CL4851	2010-03	FORD
CL4793A	2005-03	JAGUAR		2008-01	GMC		2010-03	LINCOLN
CL4794	2004-00	FORD		2008-01	GMC		2010-03	MERCURY
CL4795	2004-00	FORD	CL4815	2008-01	CHEVROLET TRUCK	CL4852	2006-03	LINCOLN
CL4796	2002-01	DODGE TRUCK		2008-01	GMC	CL4853	2006-03	LINCOLN
CL4797	2002-01	DODGE TRUCK	CL4816	2010-01	CHEVROLET TRUCK	CL4854	2010-03	CADILLAC
CL4798	2005-04	BUICK TRUCK		2010-01	GMC		2007-03	CHEVROLET TRUCK
	2006-02	CHEVROLET TRUCK	CL4817	2010-01	CHEVROLET TRUCK		2007-03	GMC
	2005-02	GMC		2010-01	GMC	CL4855	2010-03	CADILLAC
	2005-03	ISUZU TRUCK	CL4818	2004-99	JEEP		2007-03	CHEVROLET TRUCK
	2005	SAAB TRUCK	CL4819	2004-99	JEEP		2007-03	GMC
CL4798A	2005-04	BUICK TRUCK	CL4820	2003-00	FORD	CL4856	2003	FORD TRUCK
	2005-02	CHEVROLET TRUCK		2002-01	LINCOLN		2003	LINCOLN TRUCK
	2005-02	GMC		2003-00	MERCURY	CL4857	2003	FORD TRUCK
	2005	ISUZU TRUCK	CL4820A	2007-04	FORD		2003	LINCOLN TRUCK
	2004-02	OLDSMOBILE TRUCK		2005-04	MERCURY	CL4858	2009-04	FORD TRUCK
	2005	SAAB TRUCK	CL4821	2003-00	FORD		2008-06	LINCOLN TRUCK
CL4799	2005-04	BUICK TRUCK		2002-01	LINCOLN	CL4859	2009-04	FORD TRUCK
	2006-02	CHEVROLET TRUCK		2003-00	MERCURY		2008-06	LINCOLN TRUCK
	2005-02	GMC	CL4821A	2007-04	FORD	CL4860	2005-04	FORD TRUCK
	2005-03	ISUZU TRUCK		2005-04	MERCURY	CL4861	2005-04	FORD TRUCK
	2005	SAAB TRUCK	CL4822	2007-00	FORD	CL4862	2004-03	DODGE TRUCK
CL4799A	2005-04	BUICK TRUCK	CL4823	2007-00	FORD	CL4863	2004-03	DODGE TRUCK
	2005-02	CHEVROLET TRUCK	CL4824	2004-99	FORD	CL4864	2005-03	LINCOLN TRUCK
	2005-02	GMC	CL4824A	2004-99	FORD	CL4865	2005-03	LINCOLN TRUCK
	2005	ISUZU TRUCK	CL4825	2004-99	FORD	CL4866	2005	CHEVROLET TRUCK
			CL4825A	2004-99	FORD			TRUCK
			CL4826	2004-99	JEEP			SATURN TRUCK

Buyer's Guide - Calipers

Part No.	Year	Make	Part No.	Year	Make	Part No.	Year	Make
CL4867	2005	CHEVROLET TRUCK	CL4918 cont	2010-05	CHEVROLET TRUCK	CL4947 cont	2009-05	MERCURY
	2003-02	SATURN TRUCK		2010-05	GMC	CL4948	2007-04	FORD
CL4868	2004	PONTIAC	CL4919	2010-07	CADILLAC TRUCK	CL4949	2007-04	FORD
CL4869	2004	PONTIAC		2010-05	CHEVROLET TRUCK	CL4950	2006-05	CHEVROLET TRUCK
CL4870	2008-04	CADILLAC		2010-05	GMC		2006	PONTIAC TRUCK
CL4871	2008-04	CADILLAC		2010-05	GMC		2007-04	SATURN TRUCK
CL4872	2004-03	DODGE TRUCK	CL4920	2007-05	FORD TRUCK	CL4951	2006-05	CHEVROLET TRUCK
CL4873	2004-03	DODGE TRUCK	CL4921	2007-05	FORD TRUCK		2006	PONTIAC TRUCK
CL4874	2010-03	CADILLAC	CL4922	2007-05	FORD TRUCK		2007-04	SATURN TRUCK
CL4875	2010-03	CADILLAC		2007-05	FORD	CL4958	2007-04	FORD TRUCK
CL4876	2003	DODGE TRUCK		2007-05	MERCURY	CL4959	2007-04	FORD TRUCK
CL4877	2003	DODGE TRUCK	CL4922A	2009-08	FORD	CL4960	2007-04	FORD TRUCK
CL4878	2008-03	CADILLAC		2009-08	MERCURY		2007-04	MERCURY TRUCK
CL4878A	2008-05	CADILLAC	CL4923	2007-05	FORD TRUCK	CL4961	2007-04	FORD TRUCK
CL4879	2008-03	CADILLAC		2007-05	FORD		2007-04	MERCURY TRUCK
CL4879A	2008-05	CADILLAC		2007-05	MERCURY	CL4962	2007-04	CHRYSLER TRUCK
CL4880	2009-05	CHEVROLET	CL4923A	2009-08	FORD		2007-04	DODGE TRUCK
	2009-05	PONTIAC		2009-08	MERCURY	CL4963	2007-04	CHRYSLER TRUCK
	2007-03	SATURN	CL4924	2010-05	CADILLAC		2007-04	DODGE TRUCK
CL4881	2009-05	CHEVROLET	CL4925	2010-05	CADILLAC	CL4966	2009-04	CADILLAC TRUCK
	2009-05	PONTIAC	CL4926	2010-05	FORD		2008-05	CADILLAC
	2007-03	SATURN	CL4927	2010-05	FORD	CL4967	2009-04	CADILLAC TRUCK
CL4886	2001	CADILLAC	CL4928	2010-05	FORD		2008-05	CADILLAC
CL4887	2001	CADILLAC	CL4928A	2010-05	FORD	CL4968	2009-05	CHRYSLER
CL4890	2008-03	DODGE TRUCK	CL4929	2010-05	FORD		2010-05	DODGE
CL4891	2008-03	DODGE TRUCK	CL4929A	2010-05	FORD	CL4969	2009-05	CHRYSLER
CL4892	2009-04	CHEVROLET	CL4930	2005-03	GMC		2010-05	DODGE
	2009-05	PONTIAC	CL4931	2005-03	GMC	CL4970	2010-05	CHRYSLER
	2009-04	SATURN	CL4932	2004	PONTIAC		2010-05	DODGE
CL4893	2009-04	CHEVROLET	CL4933	2004	PONTIAC	CL4971	2010-05	CHRYSLER
	2009-05	PONTIAC	CL4934	2010-03	CHEVROLET TRUCK		2010-05	DODGE
	2009-04	SATURN		2010-03	GMC	CL4974	2009-05	FORD TRUCK
CL4894	2008-03	DODGE TRUCK		2010-03	CHEVROLET TRUCK		2008-06	LINCOLN TRUCK
CL4895	2008-03	DODGE TRUCK	CL4935	2010-03	CHEVROLET TRUCK	CL4975	2009-05	FORD TRUCK
CL4896	2008-03	DODGE TRUCK		2010-03	GMC		2008-06	LINCOLN TRUCK
CL4897	2008-03	DODGE TRUCK	CL4938	2008-04	CHEVROLET TRUCK	CL4976	2006-03	DODGE TRUCK
CL4898	2003	DODGE TRUCK		2008-04	GMC	CL4977	2006-03	DODGE TRUCK
CL4899	2003	DODGE TRUCK		2008-06	ISUZU TRUCK	CL4978	2006-03	DODGE TRUCK
CL4900	2008-04	CHRYSLER TRUCK		2005	PONTIAC	CL4979	2006-03	DODGE TRUCK
CL4901	2008-04	CHRYSLER TRUCK	CL4939	2008-04	CHEVROLET TRUCK	CL4982	2004-03	DODGE TRUCK
CL4902	2010-04	CADILLAC		2008-04	GMC	CL4983	2004-03	DODGE TRUCK
CL4903	2010-04	CADILLAC		2008-06	ISUZU TRUCK	CL4984	2006-05	DODGE TRUCK
CL4904	2009-04	CADILLAC TRUCK		2005	PONTIAC	CL4985	2006-05	DODGE TRUCK
CL4905	2009-04	CADILLAC TRUCK		2005	PONTIAC	CL4986	2006-03	DODGE TRUCK
CL4906	2007-05	CHEVROLET	CL4940	2006-03	CADILLAC TRUCK	CL4987	2006-03	DODGE TRUCK
	2009-05	PONTIAC		2010-03	CHEVROLET TRUCK	CL4988	2010-06	BUICK
	2007-04	SATURN		2010-03	GMC		2010-06	CHEVROLET
CL4907	2007-05	CHEVROLET		2010-03	GMC	CL4989	2010-06	BUICK
	2009-05	PONTIAC	CL4941	2006-03	CADILLAC TRUCK		2010-06	CHEVROLET
	2007-04	SATURN		2010-03	CHEVROLET TRUCK	CL4990	2010-05	JEEP
CL4908	2007-04	FORD TRUCK		2010-03	CHEVROLET TRUCK	CL4991	2010-05	JEEP
	2006-04	MERCURY TRUCK		2010-03	GMC	CL4992	2009-05	CHRYSLER
CL4909	2007-04	FORD TRUCK		2010-03	GMC		2009-05	DODGE
	2006-04	MERCURY TRUCK	CL4942	2010-05	FORD TRUCK	CL4993	2009-05	CHRYSLER
CL4910	2009-06	CHEVROLET		2009-05	MAZDA TRUCK		2009-05	DODGE
	2009-06	PONTIAC		2010-05	MERCURY TRUCK	CL4994	2010-06	FORD TRUCK
CL4910A	2009-04	CHEVROLET	CL4943	2010-05	FORD TRUCK		2010-06	MERCURY TRUCK
	2009-05	PONTIAC		2009-05	MAZDA TRUCK	CL4995	2010-06	FORD TRUCK
	2009-07	SATURN		2010-05	MERCURY TRUCK		2010-06	MERCURY TRUCK
CL4910B	2009-06	CHEVROLET		2010-05	MERCURY TRUCK	CL4996	2010-05	FORD TRUCK
CL4911	2009-06	CHEVROLET	CL4944	2007-05	BUICK TRUCK	CL4997	2010-05	FORD TRUCK
	2009-06	PONTIAC		2009-05	CHEVROLET TRUCK	CL4998	2010-06	JEEP
	2007-04	SATURN		2009-05	PONTIAC TRUCK	CL4999	2010-06	JEEP
CL4911A	2009-04	CHEVROLET		2007-05	SATURN TRUCK	CL5000	2010-06	FORD
	2009-05	PONTIAC	CL4945	2007-05	BUICK TRUCK		2010-06	LINCOLN
	2009-07	SATURN		2009-05	CHEVROLET TRUCK		2010-06	MAZDA
CL4911B	2009-06	CHEVROLET		2009-05	PONTIAC TRUCK		2010-06	MERCURY
CL4912	2004	PONTIAC		2007-05	SATURN TRUCK	CL5001	2010-06	FORD
CL4913	2004	PONTIAC		2007-05	SATURN TRUCK		2010-06	LINCOLN
CL4914	2008-04	CHRYSLER TRUCK		2007-05	SATURN TRUCK		2010-06	MAZDA
CL4915	2008-04	CHRYSLER TRUCK	CL4946	2007-05	FORD TRUCK		2010-06	MERCURY
CL4916	2006-05	FORD TRUCK		2009-05	FORD	CL5002	2010-06	FORD
	2006-05	MERCURY TRUCK		2009-05	MERCURY		2010-06	LINCOLN
CL4917	2006-05	FORD TRUCK	CL4947	2007-05	FORD TRUCK		2010-06	MAZDA
	2006-05	MERCURY TRUCK		2009-05	FORD			
CL4918	2010-07	CADILLAC TRUCK						

Buyer's Guide - Calipers

Part No.	Year	Make	Part No.	Year	Make	Part No.	Year	Make
CL5002 cont	2010-06	MERCURY	CL5029	2010-05	FORD TRUCK	CL5050 cont	2009-07	SATURN
CL5003	2010-06	FORD	CL5030	2010-07	CADILLAC TRUCK	CL5051	2009-06	PONTIAC
	2010-06	LINCOLN		2010-07	CHEVROLET		2009-07	SATURN
	2010-06	MAZDA		2010-07	TRUCK	CL5054	2009-07	CHRYSLER TRUCK
	2010-06	MERCURY			GMC		2010-07	DODGE TRUCK
CL5004	2007-06	BUICK TRUCK	CL5031	2010-07	CADILLAC TRUCK	CL5055	2009-07	CHRYSLER TRUCK
	2009-06	CHEVROLET TRUCK		2010-07	CHEVROLET TRUCK		2010-07	DODGE TRUCK
		2009-06		GMC	2010-07	GMC	CL5056	2009-07
	2008-06	ISUZU TRUCK	CL5032	2010-07	CHRYSLER	2009-07		PONTIAC TRUCK
2009-06	SAAB TRUCK	2010-07		DODGE	2009-08	SATURN TRUCK		
CL5004A	2007-06	BUICK TRUCK	CL5032A	2010-07	JEEP	CL5057	2009-07	CHEVROLET TRUCK
		CHEVROLET TRUCK		2008-07	DODGE		2009-07	PONTIAC TRUCK
	2009-06	GMC		2010-07	MITSUBISHI TRUCK	2009-08	SATURN TRUCK	
CL5004B	2010-08	BUICK TRUCK	CL5032C	2010-08	MITSUBISHI	CL5058	2010-08	BUICK TRUCK
	2010-09	CHEVROLET TRUCK		CL5033	2010-07		CHRYSLER	2010-09
		2010-07	GMC		2010-07		DODGE	2010-07
	2010-07	SATURN TRUCK	2010-07	JEEP	2010-07		SATURN TRUCK	
CL5004C	2010-09	CHEVROLET TRUCK	CL5033A	2008-07	DODGE	CL5059	2010-08	BUICK TRUCK
	2010-09	GMC		2010-08	MITSUBISHI		2010-09	CHEVROLET TRUCK
CL5005	2007-06	BUICK TRUCK	CL5034	2007-05	BUICK TRUCK	2010-07	GMC	
		CHEVROLET TRUCK		2009-05	BUICK		2010-07	SATURN TRUCK
	2009-06	GMC		2009-05	CHEVROLET TRUCK	CL5060	2009-07	FORD TRUCK
	2008-06	ISUZU TRUCK		2009-05	PONTIAC TRUCK		2009-07	LINCOLN TRUCK
2009-06	SAAB TRUCK	2008-04	PONTIAC	CL5061	2009-07	FORD TRUCK		
CL5005A	2007-06	BUICK TRUCK	2007-05		SATURN TRUCK	2009-07	LINCOLN TRUCK	
	2009-06	CHEVROLET TRUCK	CL5034A	2004	PONTIAC	CL5068	2010-08	FORD
2009-06	GMC	CL5035		2007-05	BUICK TRUCK	CL5069	2010-08	FORD
CL5005B	2010-08		BUICK TRUCK	2009-05	BUICK	CL5072	2010-08	FORD TRUCK
	2010-09		CHEVROLET TRUCK	2009-05	CHEVROLET TRUCK	CL5073	2010-08	FORD TRUCK
2010-07	GMC		2009-05	PONTIAC TRUCK	CL5074	2010-08	FORD TRUCK	
	2010-07	SATURN TRUCK	2008-04	PONTIAC	CL5075	2010-08	FORD TRUCK	
CL5005C	2010-09	CHEVROLET TRUCK	2007-05	SATURN TRUCK	CL5076	2010-08	FORD TRUCK	
		GMC	2007-05	SATURN TRUCK	CL5077	2010-08	FORD TRUCK	
CL5006	2010-05	CHEVROLET	CL5035A	2004	PONTIAC	CL5080	2010-08	CHRYSLER TRUCK
CL5006A	2010-05	CHEVROLET	CL5038	2009-07	CHRYSLER	2010-08	DODGE TRUCK	
CL5007	2010-05	CHEVROLET	2009-07	DODGE	CL5081	2010-08	CHRYSLER TRUCK	
CL5007A	2010-05	CHEVROLET	2010-07	JEEP	2010-08	DODGE TRUCK		
CL5008	2008-05	DODGE TRUCK	2010-08	MITSUBISHI	CL5104	2008-07	CHRYSLER	
	2009-06	MITSUBISHI TRUCK	CL5039	2009-07	CHRYSLER	2008	DODGE	
CL5009	2008-05	DODGE TRUCK	CL5040	2009-07	DODGE	2010-08	JEEP	
	2009-06	MITSUBISHI TRUCK		2010-07	JEEP	CL5105	2008-07	CHRYSLER
CL5010	2009-05	BUICK	CL5041	2010-07	CHEVROLET TRUCK	2008	DODGE	
	2008-05	PONTIAC		2009-07	PONTIAC TRUCK	2010-08	JEEP	
CL5011	2009-05	BUICK	CL5042	2010-07	FORD TRUCK	CL7016	1982-65	CHEVROLET
	2008-05	PONTIAC		2008-07	LINCOLN TRUCK	CL7017	1982-65	CHEVROLET
CL5014	2010-06	BUICK	CL5043	2010-07	MAZDA TRUCK	CL8000	2004-89	BLUE BIRD TRUCK
	2010-06	CADILLAC		2010-07	FORD TRUCK		2002-83	CHEVROLET-GMC TRUCK-MED. DUTY
CL5015	2010-06	BUICK	CL5044	2010-08	CHRYSLER TRUCK	2004-92	FREIGHTLINER TRUCKS	
	2010-06	CADILLAC		2010-07	DODGE TRUCK	1996-82	IHC/NAVISTAR TRUCKS - MED. DUTY	
CL5016	2009-05	CHRYSLER	CL5045	2010-07	MAZDA TRUCK	2002-97	ISUZU MEDIUM TRUCK	
	2010-05	DODGE		2010-07	JEEP	2005-99	STERLING TRUCKS	
CL5017	2009-05	CHRYSLER	CL5044A	2010-09	DODGE TRUCK	CL8001	1997	BLUE BIRD TRUCK
	2010-05	DODGE		2010-07	JEEP	2004-92	FREIGHTLINER TRUCKS	
CL5022	2010-05	FORD TRUCK	CL5045A	2010-09	DODGE TRUCK	1996-79	IHC/NAVISTAR TRUCKS - MED. DUTY	
CL5023	2010-05	FORD TRUCK		2010-07	DODGE TRUCK		2005-99	STERLING TRUCKS
CL5024	2010-06	BUICK	CL5046	2009-07	DODGE TRUCK	CL8004	1999-84	FORD TRUCK - MED. DUTY
	2010-06	CADILLAC		2010-07	JEEP		CL8005	1999-83
CL5025	2010-06	BUICK	CL5047	2009-07	DODGE TRUCK	CL8006	1997-75	FORD TRUCK - MED. DUTY
	2010-06	CADILLAC		2010-07	JEEP		1983-75	MACK TRUCK
CL5026	2010-07	FORD TRUCK	CL5048	2010-07	FORD TRUCK	CL8007	1996-87	IHC/NAVISTAR TRUCKS - MED.
	2008-07	LINCOLN TRUCK		2010-07	LINCOLN TRUCK			
CL5026A	2010-07	FORD TRUCK	CL5049	2010-07	FORD TRUCK			
	2008-07	LINCOLN TRUCK		2010-07	LINCOLN TRUCK			
CL5027	2010-07	FORD TRUCK	CL5050	2009-06	PONTIAC			
	2008-07	LINCOLN TRUCK						
CL5027A	2010-07	FORD TRUCK						
CL5028	2008-07	LINCOLN TRUCK						
	2010-05	FORD TRUCK						

Buyer's Guide - Calipers

Part No.	Year	Make	Part No.	Year	Make	Part No.	Year	Make
CL8007 cont		DUTY						
CL8013	1997-90	IHC/NAVISTAR TRUCKS - MED. DUTY						
CL8042	2002-95	CHEVROLET-GMC TRUCK-MED. DUTY						
CL8043	2002-95	CHEVROLET-GMC TRUCK-MED. DUTY						
CL8044	2001-95	CHEVROLET TRUCK						
	2001-95	GMC						
CL8046	2008-99	FORD TRUCK						
CL8046B	2008-06	FORD TRUCK - MED. DUTY						
	2010-05	FORD TRUCK						
CL8047	2007-99	FORD TRUCK						
CL8047B	2008-06	FORD TRUCK - MED. DUTY						
	2010-05	FORD TRUCK						
CL8050	2009-02	CHEVROLET-GMC TRUCK-MED. DUTY						
	2003-00	FORD TRUCK - MED. DUTY						
	2010-05	HINO TRUCK						
	2009-02	ISUZU MEDIUM TRUCK						
CL8051	2009-02	CHEVROLET-GMC TRUCK-MED. DUTY						
	2003-00	FORD TRUCK - MED. DUTY						
	2010-05	HINO TRUCK						
	2009-02	ISUZU MEDIUM TRUCK						
CL8052	2009-03	CHEVROLET-GMC TRUCK-MED. DUTY						
	2003-00	FORD TRUCK - MED. DUTY						
	2010-05	HINO TRUCK						
	2009-04	ISUZU MEDIUM TRUCK						
CL8053	2009-03	CHEVROLET-GMC TRUCK-MED. DUTY						
	2003-00	FORD TRUCK - MED. DUTY						
	2010-05	HINO TRUCK						
	2009-04	ISUZU MEDIUM TRUCK						
CL8056	2004-98	BLUE BIRD TRUCK						
	2008-04	FORD TRUCK - MED. DUTY						
	2005-98	IHC/NAVISTAR TRUCKS - MED. DUTY						
	2005-99	STERLING TRUCKS						
CL8058	2004-98	BLUE BIRD TRUCK						
	2008-04	FORD TRUCK - MED. DUTY						
	2005-98	IHC/NAVISTAR TRUCKS - MED. DUTY						
	2005-99	STERLING TRUCKS						

ReTech® by Universal Mfg. Co. Disc Brake Caliper Warranty (Limited)

ReTech® by Universal Manufacturing Company warrants all remanufactured disc brake caliper assemblies against defects in material and factory workmanship for a period of 12 months or 12,000 miles from the date of installation.

Justification – A statement by the installer must be included with the Brake Caliper detailing the nature of the defect. Failure to provide this information will delay claims processing.

Coverage – Any part(s) of the brake caliper that fails during the warranty period may be exchanged for new or remanufactured part(s) at the discretion of Universal Manufacturing Company, Inc.

Limitations;

- A.) Warranty Provides for failed part(s) only, **with no labor allowance.**
- B.) Warranty applies to original owner only – non-transferable.
- C.) Repairs or replacements do not extend the original warranty. A replacement is warranted only for the un-expired time remaining on the original warranty.
- D.) Consequential expenses, including but not limited to commercial loss, lodging, meals, phone calls, storage, vehicle rental, towing, etc are not reimbursable.
- E.) Coverage will be denied if time and mileage cannot be verified or other requested documentation is not submitted.
- F.) Coverage will be denied if failure is determined to be installer error.

ReTech® by Universal Mfg. Co. Disc Brake Caliper Core Policy

Brake Calipers – All *remanufactured brake calipers* carry a \$5.00 to \$100.00 core charge. Check current ReTech® price list for actual core values. ReTech® is now supplying more calipers with brackets. Calipers shipped with brackets have a red **"B"** stamped on the carton or an orange sticker stating a bracket is included. **The bracket and caliper must be together in the carton to receive credit.**

- Scored, worn, or broken casting – No Credit
- Excessive rust and wear to casting – No Credit
- Core returned with broken bleeder – Forfeit 50%

- Core is disassembled – Forfeit 67%
- Core is missing bracket – No Credit
- Core is not type for type – No Credit

The ReTech Difference

- OEM Cores Remanufactured to Ensure a Perfect Fit
- All Cores are Torn Down and Processed as Individual Units
- Rust Inhibitor Finish Applied to all Calipers Ensuring Rust Protection and a Quality Appearance
- All Component Parts are Individually Inspected and Qualified to OE Specifications Prior to Assembly
- 100% New Seals, Boots, and Bleeder Screws Installed
- 100% Inspection of all Threads, Which are Re-Tapped if Necessary
- 100% Testing for Leaks
- Loaded and Semi-Loaded Programs Available
- Brackets on Most Applications if Applicable
- Import and Domestic Applications
- ISO9001 Registered Facility
- 12 Month / 12,000 Mile Warranty

universal
MANUFACTURING COMPANY

apra

AAIA

ReTECH[®] Differentials Grisconnects



ReTech[®]



Year	Make	Model	Type	Ring Gear	Gear Ratio	Ratio ID	ID No.	ReTech® Carrier	ReTech® Disconnects	Hollander Differential-Part No.
1997-88	GM	1500 pickup	4wd	8.25	3.73	GT4		FD1001C		440-1444B
1997-88	GM	1500 pickup	4wd	8.25	3.42	GU6		FD1000C		440-1444A
1997-88	GM	1500 pickup	4wd	8.25	4.10	GT5		FD1008C		440-1444E
1997-89	GM	2500/3500 pickup -avalanche - escalade - suburban - tahoe - yukon - yukon xl	4wd	9.25	4.10	GT5		FD1006C		440-1291C
1997-89	GM	2500/3500 pickup -avalanche - escalade - suburban - tahoe - yukon - yukon xl	4wd	9.25	3.42	GU6		FD1004C		440-1291A
1997-89	GM	2500/3500 pickup -avalanche - escalade - suburban - tahoe - yukon - yukon xl	4wd	9.25	3.73	GT4		FD1005C		440-1291B
1997-89	GM	2500/3500 pickup -avalanche - escalade - suburban - tahoe - yukon - yukon xl	4wd	9.25	4.56	HC4		FD1015C		440-1291D
1999-97	GM	1500 pickup	4wd	8.25	3.42	GU6		FD1000C		440-1444C
1999-97	GM	1500 pickup	4wd	8.25	3.73	GT4		FD1001C		440-1444D
2002-97	GM	2500/3500 pickup -avalanche - escalade - suburban - tahoe - yukon - yukon xl			4.10	GT5		FD1006C		440-1291G
2002-97	GM	2500/3500 pickup -avalanche - escalade - suburban - tahoe - yukon - yukon xl	4wd	9.25	3.42	GU6		FD1004C		440-1291E
2002-97	GM	2500/3500 pickup -avalanche - escalade - suburban - tahoe - yukon - yukon xl			3.73	GT4		FD1005C		440-1291F
2002-97	GM	2500/3500 pickup -avalanche - escalade - suburban - tahoe - yukon - yukon xl			4.56	HC4		FD1015C		440-1291H
2006-02	GM	1500 silverado/sierra - avalanche - escalade - suburban - tahoe - yukon - yukon xl	Awd	8.25	3.73	GT4	TUF-UT5- WH3-WZ6- XR4-XZ6	FD1007C		440-1362
2006-02	GM	1500 silverado/sierra - avalanche - escalade - suburban - tahoe - yukon - yukon xl	Awd	8.25	4.10	GT5	JM5-TUH- UT6-W27- XR5	FD1008C		440-1388
2006-99	GM	2500/3500 pickup -avalanche - escalade - suburban - tahoe - yukon - yukon xl	4wd	9.25	4.10	GT5	BZ6-UL4- UM2-UN2- UM7-XN8	FD1006C		440-1337B
2006-99	GM	2500/3500 pickup -avalanche - escalade - suburban - tahoe - yukon - yukon xl	4wd	9.25	3.73	GT4	BZ5-UL6- UM1-UM0- UN6-XN7	FD1005C		440-1337A
2007-00	GM	1500 silverado/sierra - avalanche - escalade - suburban - tahoe - yukon - yukon xl	4wd	8.25	3.73	GT4	M47-TUG- XC8-XS4- UL2-US9- WH1-ZXN	FD1001C		440-1336A
2007-00	GM	1500 silverado/sierra - avalanche - escalade - suburban - tahoe - yukon - yukon xl	4wd	8.25	4.10	GT5		FD1008C		440-1336B
2007-05	GM	1500 silverado/sierra - avalanche - escalade - suburban - tahoe - yukon - yukon xl	4wd	8.25	3.42	GU6	JP5-WH2	FD1000C		440-1437
2008-07	GM	2500/3500 pickup -avalanche - escalade - suburban - tahoe - yukon - yukon xl	4wd	9.25	3.73	GT4	AR5	FD1005C		440-179A

Year	Make	Model	Type	Ring Gear	Gear Ratio	Ratio ID	ID No.	ReTech® Carrier	ReTech® Disconnects	Hollander Differential-Part No.
2008-07	GM	2500/3500 pickup -avalanche - escalade - suburban - tahoe - yukon - yukon xl	4wd	9.25	4.10	GT5	AR6	FD1006C		440-179B
2009-02	GM	trailblazer - trailblazer ext	4wd	7.2	3.42	GU6		FD1009C	FD1000D	440-1371D
2009-02	GM	envoy - envoy xl	Awd	7.2	3.73	GT4		FD1013C	FD1001D	440-1371E
2009-02	GM	trailblazer - trailblazer ext	4wd	7.2	3.73	GT4		FD1010C	FD1000D	440-1371E
2009-02	GM	envoy - envoy xl	Awd	7.2	3.42	GU6		FD1012C	FD1001D	440-1371D
2009-02	GM	envoy - envoy xl	Awd	7.2	4.10	GT5		FD1014C	FD1001D	440-1371F
2009-02	GM	trailblazer - trailblazer ext	4wd	7.2	4.10	GT5		FD1011C	FD1000D	440-1371F
2010-03	GM	express van - gmc savanna 1500/2500	Awd	7.2	3.42	GU6	UN8	FD1012C	FD1001D	440-1389A
2010-03	GM	express van - gmc savanna 1500/2500	Awd	7.2	3.73	GU6	UN9	FD1013C	FD1001D	440-1389B
2010-08	GM	2500/3500 pickup -avalanche - escalade - suburban - tahoe - yukon - yukon xl	4wd	9.25	3.73	GT4	FC9	FD1005C		440-180A
2010-08	GM	2500/3500 pickup -avalanche - escalade - suburban - tahoe - yukon - yukon xl	4wd	9.25	4.10	GT5	FD1	FD1006C		440-180B
2011-07	GM	1500 silverado/sierra - avalanche - escalade - suburban - tahoe - yukon - yukon xl	Awd	8.25	3.42	GU6		FD1000C		440-130
2011-07	GM	1500 silverado/sierra - avalanche - escalade - suburban - tahoe - yukon - yukon xl	4wd	8.25	3.42	GU6	AAAX-AABG- GB9-HU6- XP5-ZW4	FD1000C		440-131A
2011-07	GM	1500 silverado/sierra - avalanche - escalade - suburban - tahoe - yukon - yukon xl	4wd	8.25	3.73	GT4	AAAW-AABH- CC8-HU7- XP1-ZW6	FD1001C		440-131B
2011-07	GM	1500 silverado/sierra - avalanche - escalade - suburban - tahoe - yukon - yukon xl	4wd	8.25	4.10	GT5	CC9-HU8- XP3-ZP4	FD1002C		440-131C
2011	GM	2500/3500 pickup -avalanche - escalade - suburban - tahoe - yukon - yukon xl	4wd	9.25	3.73	GT4	BK3	FD1005C		440-234A
2011	GM	2500/3500 pickup -avalanche - escalade - suburban - tahoe - yukon - yukon xl	4wd	9.25	4.10	GT5	BK4	FD1006C		440-234B
2003-01	Dodge	durango	4wd	7.25	3.55			FD3000C		440-1358A
2003-01	Dodge	durango	4wd	7.25	3.92			FD3001C		440-1358B
2005-02	Dodge	ram 1500	4wd	9.25	3.55			FD3003C		440-1368A
2005-02	Dodge	ram 1500	4wd	9.25	3.92			FD3004C		440-1368B
2008-04	Dodge	durango	4wd	7.25	3.55			FD3000C		440-1393A
2008-04	Dodge	durango	4wd	7.25	3.92			FD3001C		440-1393B
2009-07	Dodge	aspen	4wd	7.25	3.55			FD3000C		440-1393A
2009-07	Dodge	aspen	4wd	7.25	3.92			FD3001C		440-1393B
2009	Dodge	durango	4wd	7.25	3.21			FD3002C		440-1393C
2009	Dodge	aspen	4wd	7.25	3.21			FD3002C		440-1393C
2011-02	Dodge	dakota	4wd	7.25	3.55			FD3000C		440-1358A
2011-02	Dodge	dakota	4wd	7.25	3.92			FD3001C		440-1358B
2011-06	Dodge	ram 1500	4wd	9.25	3.55			FD3003C		440-147A
2011-06	Dodge	ram 1500	4wd	9.25	3.92			FD3004C		440-147B
2011-10	Dodge	ram 1500	4wd	9.25	3.21			FD3005C		440-147C

Year	Make	Model	Type	Ring Gear	Gear Ratio	Ratio ID	ID No.	ReTech® Carrier	ReTech® Disconnects	Hollander Differential-Part No.
1998-97	Ford	F150	4wd	8.8	3.08		w/vacuum disconnect	FD4004C		440-1350A
1999-97	Ford	expedition	4wd	8.8	3.31		w/vacuum disconnect	FD4005C		440-1350B
2000-99	Ford	navigator	4wd	8.8	3.73		w/vacuum disconnect	FD4007C		440-1350D
2001-96	Ford	explorer - mountaineer	4wd	7.12	3.27		Dana 35 full time	FD4008C		440-1348A
2001-96	Ford	explorer - mountaineer	4wd	7.12	3.55		Dana 35 full time	FD4009C		440-1348B
2001-96	Ford	explorer - mountaineer	4wd	7.12	3.73		Dana 35 full time	FD4010C		440-1348C
2001-96	Ford	explorer - mountaineer	4wd	7.12	4.10		Dana 35 full time	FD4011C		440-1348D
2002-97	Ford	expedition	4wd	8.8	3.55		w/vacuum disconnect	FD4006C		440-1350C
2002-97	Ford	expedition	4wd	8.8	3.73		w/vacuum disconnect	FD4007C		440-1350D
2002-97	Ford	expedition	4wd	8.8	3.31		w/o vacuum disconnect	FD4003C		440-1350E
2002-99	Ford	expedition	4wd	8.8	3.55		w/o vacuum disconnect	FD4000C		440-1350F
2002-99	Ford	expedition	4wd	8.8	3.73		w/o vacuum disconnect	FD4001C		440-1350G
2002-99	Ford	navigator	4wd	8.8	3.73		w/o vacuum disconnect	FD4001C		440-1350G
2003-97	Ford	F150	4wd	8.8	3.73		w/vacuum disconnect	FD4007C		440-1350D
2004-03	Ford	aviator	4wd	7.12	3.55		Dana Super 30	FD4009C		440-1376A
2004-97	Ford	F150	4wd	8.8	3.31		w/vacuum disconnect	FD4005C		440-1350B
2004-97	Ford	F150	4wd	8.8	3.55		w/vacuum disconnect	FD4006C		440-1350C
2004-97	Ford	F150	4wd	8.8	3.31		w/o vacuum disconnect	FD4003C		440-1350E
2004-99	Ford	F150	4wd	8.8	3.55		w/o vacuum disconnect	FD4000C		440-1350F
2004-99	Ford	F150	4wd	8.8	3.73		w/o vacuum disconnect	FD4001C		440-1350G
2005-01	Ford	sport trac	4wd	7.12	3.73		Dana 35 full time	FD4010C		440-1348C
2005-01	Ford	sport trac	4wd	7.12	4.10		Dana 35 full time	FD4011C		440-1348D
2005-03	Ford	aviator	4wd	7.12	3.73		Dana Super 30	FD4010C		440-1376B
2005-04	Ford	F150	4wd	8.8	3.55		new style	FD4012C		440-1381A
2005-04	Ford	F150	4wd	8.8	4.10		new style	FD4014C		440-1381C
2006-03	Ford	F150	4wd	8.8	3.73		new style	FD4013C		440-1381B
2007-98	Ford	mazda b-3000 - b-4000	4wd	7.12	4.10		Dana 35 full time	FD4011C		440-1348D
2007-98	Ford	ranger	4wd	7.56	3.54		Dana 35 full time	FD4016C		N/A
2008-06	Ford	F150	4wd	8.8	3.55		w/o vacuum disconnect	FD4000C		440-116A
2008-06	Ford	F150	4wd	8.8	3.73		w/o vacuum disconnect	FD4001C		440-116B
2008-06	Ford	F150	4wd	8.8	4.10		w/o vacuum disconnect	FD4002C		440116A
2008-06	Ford	lincoln lt	4wd	8.8	3.73		w/o vacuum disconnect	FD4001C		440-116B

Year	Make	Model	Type	Ring Gear	Gear Ratio	Ratio ID	ID No.	ReTech® Carrier	ReTech® Disconnects	Hollander Differential-Part No.
2010-01	Ford	sport trac	4wd	7.56	3.31		Dana 35 full time	FD4015C		N/A
2010-02	Ford	explorer - mountaineer	4wd		3.55		Dana Super 30	FD4009C		440-1376A
2010-02	Ford	explorer - mountaineer	4wd		3.73		Dana Super 30	FD4010C		440-1376B
2010-09	Ford	expedition	4wd	8.8	3.31		w/o vacuum disconnect	FD4003C		440-195A
2010-09	Ford	F150	4wd	8.8	4.10		w/o vacuum disconnect	FD4002C		N/A
2011	Ford	F150	4wd	8.8	4.10		w/o vacuum disconnect	FD4002C		440-235
2011	Ford	raptor	4wd	8.8	4.10		w/o vacuum disconnect	FD4002C		440-235
2011-09	Ford	F150	4wd	8.8	3.31		w/o vacuum disconnect	FD4003C		440-195A
2011-09	Ford	F150	4wd	8.8	3.55		w/o vacuum disconnect	FD4000C		440-195B
2011-09	Ford	F150	4wd	8.8	3.73		w/o vacuum disconnect	FD4001C		440-195C
2011-09	Ford	expedition	4wd	8.8	3.73		w/o vacuum disconnect	FD4001C		440-195C
2011-09	Ford	navigator	4wd	8.8	3.73		w/o vacuum disconnect	FD4001C		440-195C
2011-98	Ford	ranger	4wd	7.12	3.55		Dana 35 full time	FD4009C		440-1348B
2011-98	Ford	ranger	4wd	7.12	3.73		Dana 35 full time	FD4010C		440-1348C
2011-98	Ford	ranger	4wd	7.12	4.10		Dana 35 full time	FD4011C		440-1348D
2011-98	Ford	mazda b-3000 - b-4000	4wd	7.12	3.73		Dana 35 full time	FD4010C		440-1348C
2007-03	HUMMER	H2	Awd	9.25	4.10	GT5		CFA		440-1387
2010-06	HUMMER	H3	Awd	8.25	4.56	HC4		FD1016C		440-118
2010-05	Jeep	grand cherokee commander	4wd	7.12	3.73		5135676ac 52111936ac- ad dana super 30	FD2001C		440-1402
2010-06	Jeep	grand cherokee commander	4wd	7.12	3.73		5135690ac 52111369ac- af dana super 30	FD2002C		440-1403B
2010-06	Jeep	grand cherokee commander	4wd	7.12	3.07			FD2001C		440-1403A
2010-06	Jeep	grand cherokee commander	4wd	7.12	3.55			FD2003C		440-1403C
2010-06	Jeep	grand cherokee commander	4wd	7.12	3.07		5135693ad 52111938ac- af dana super 30	FD2000C		N/A
2007-06	Mitsubishi	raider	4wd	7.25	3.55			FD3000C		440-1358A
2008-06	Mitsubishi	raider	4wd	7.25	3.92			FD3001C		440-1358B

We Are Committed to Quality

ReTech Employees have generally enjoyed long tenure with the company, possess a rich Mid-western work ethic, and are dedicated to exceeding our customer's expectations.

Founded in 1946, Universal Manufacturing Company has followed a basic philosophy; Build a quality product and support it with unequaled customer service. For over 60 years, Universal has served as a supplier of quality remanufactured parts to the transportation industry.

In 1993 Universal Manufacturing Company was awarded Ford Motor Company's highest supplier honor – the Q1 Preferred Quality Award. Quite simply, it means that every facet of Universal's operations meets or exceeds the standards set by Ford Motor Company including, product inspection, management commitment to quality, customer satisfaction, and quality monitoring. In April of 1999 we further demonstrated our commitment to quality by earning QS9000 status. In November 2005, Universal Manufacturing Company was re-registered to QS9000 after three consecutive surveillance audits with no non-conformances observed by our registrar. In November 2006, Universal Manufacturing Company became an ISO9001:2000 registered and compliant facility by our registrar. We are committed to quality.

Universal Manufacturing continues to;

Maintain our high level of integrity and technical expertise

Continuously improve our workforce, processes, and products

Foster teamwork and employee empowerment

**Provide our customers with high quality products
with an outstanding return on investment**

universal

MANUFACTURING COMPANY

Rebuilding Tomorrow's World Since 1946

2013

ReTech

REMANUFACTURED AUTOMOTIVE PARTS



**Professional Quality
Remanufactured Electric Fuel Pumps**



**Professional Quality
NEW Electric Fuel Pumps**



**ReTech and AFS by Universal Manufacturing Company
Electronic Catalog Partners**



SHOW – ME – THE – PARTS LINE CODE for AFS and ReTech PRODUCTS:
All Product Lines: **UNIV**



ACTIVANT®

ACTIVANT LINE CODES for AFS and ReTech PRODUCTS: ReTech
AFS Electric Fuel Pumps (NEW): AFK
ReTech Fuel Pumps (Reman.): RTU
Brake Calipers (Reman. Loaded): RTL
Brake Calipers (Reman.): RTM
Transfer Cases & Shift Motors: RDC



WRENCH HEAD LINE CODE for ReTech PRODUCTS: REY
All Product Lines: **REY**



New and Remanufactured
Electric Fuel Pumps and Accessories



Table of Contents


ACURA.....	1	LINCOLN	103
ACURA TRUCK.....	2	LINCOLN TRUCK.....	105
AUDI	2	MAZDA	105
BMW	3	MAZDA TRUCK.....	107
BUICK.....	4	MERCEDES-BENZ	108
BUICK TRUCK	8	MERCURY	109
CADILLAC.....	8	MERCURY TRUCK	112
CADILLAC TRUCK.....	11	MERKUR.....	112
CHEVROLET	12	MITSUBISHI	113
CHEVROLET/GEO TRUCK	18	MITSUBISHI TRUCK.....	114
CHRYSLER.....	39	NISSAN	115
CHRYSLER TRUCK.....	42	NISSAN TRUCK.....	116
DAIHATSU	42	OLDSMOBILE	117
DODGE	43	OLDSMOBILE TRUCK.....	120
DODGE TRUCK	47	PLYMOUTH	121
EAGLE	53	PLYMOUTH TRUCK	123
FIAT	54	PONTIAC	124
FORD	54	PONTIAC TRUCK	128
FORD TRUCK.....	58	RENAULT	128
GEO (SEE CHEVROLET).....	73	SAAB.....	129
GEO TRUCK (SEE CHEVROLET/GEO TRUCK) ..	73	SATURN	129
GMC TRUCK.....	73	SCION	129
HONDA	94	STERLING	130
HONDA TRUCK	96	SUBARU	130
HYUNDAI	97	SUBARU TRUCK	132
HYUNDAI TRUCK.....	98	SUZUKI	132
INFINITI	98	SUZUKI TRUCK	132
ISUZU	99	TOYOTA	133
ISUZU TRUCK	99	TOYOTA TRUCK.....	136
JAGUAR	100	UNIVERSAL APPLICATION	
JEEP	101	ELECTRIC FUEL PUMPS.....	138
KIA	102	VOLKSWAGEN	138
KIA TRUCK.....	102	VOLKSWAGEN TRUCK.....	139
LEXUS	103	VOLVO	139
LEXUS TRUCK	103		
		Buyer's Guide	141
		Fuel Pump Illustrations	171
		Fuel Strainer Illustrations.....	205
		Lock-Ring Illustrations	212
		Cross Reference	213
		GM I.D. Tag Numbers	237
		Warranty Information	Inside Back Cover

ReTech GM FUEL PUMP MODULE – WIRING HARNESS

Some GM fuel pump applications are prone to electrical connector failures. In most cases the electrical connector on the vehicle wiring harness that plugs into the fuel pump module is at fault. The terminals within this connector begin losing continuity which causes a measurable drop in voltage. In addition, heat generated from arcing and the voltage drop can melt the plastic around the terminal.

Always carefully inspect the connector on the old module and the connector on the vehicle wire harness. If there is visible indication of melting or blackening around these connectors replace the harness with the ReTech® WH0001 Replacement Wire Harness kit. The ReTech® WH0001 is the solution for fuel pumps requiring the black 4 pin, 4-cavity connector.

The WH0001 Wire Harness Kit comes with all the necessary hardware and easy to read instructions to repair the problem fast and easy.



ReTech WH0001 Wire Harness Kit

Throughout the catalog you will see this footnote. These pumps should have the harness replaced during installation of the fuel pump.

Note: The WH0001 GM Wire Harness Kit comes packaged with all applicable AFS Fuel Pumps

AFS UNIVERSAL ELECTRIC FUEL PUMPS

PART #	SYSTEM	PRESSURE	FLOW	APPLICATION
AFS0505P	12 VOLT	4 - 6 PSI	72 GPH	CARBURETED LARGE ENGINE HEAVY DUTY 3/8 FUEL LINE
AFS0561P	12 VOLT	5 - 9 PSI	30 GPH	CARBURETED DOMESTIC CAR / LIGHT TRUCK 5/16 FUEL LINE
AFS0324P	12 VOLT	2.5 - 4.5 PSI	30 GPH	CARBURETED DOMESTIC / IMPORT CAR AND LIGHT TRUCK 5/16 FUEL LINE



AFS0505P



AFS0561P



AFS0324P

TAURUS / SABLE FUEL TANK IDENTIFICATION 1986 – 1997

Subject vehicles equipped with 2.5L, 3.0L or 3.8L engines may have been manufactured with a 16 gallon or with an 18.6 gallon fuel tank.

16 gallon tanks are embossed on the right hand corner of the tank with the letter "A" or "C" and/or one of the following manufacturers part numbers.

18.6 gallon tanks are embossed on the right hand corner of the tank with the letter "B" or "D" and/or one of the following manufacturers part numbers.

16 Gallon Tanks

E6DC-9002-AD, AE, AJ, AG, AK
E7DC-9002-AA, AB
E8DC-9002-BA, CD, CA
E9DC-9002-AA
F0DC-9002-AA
F1DC-9002-AA, AB
F3DC-9002-EA, EB, EC
F4DC-9002-AA
F6DZ-9002-AA
F7DZ-9002-AA

18.6 Gallon Tanks

E6DC-9002-BD, BE, BJ, BG, BK
E7DC-9002-BA, BB
E8DC-9002-DA, DD, AA
E9DC-9002-BA
F0DC-9002-BA
F1DC-9002-BA, BB
F3DC-9002-FA, FB, FC
F4DC-9002-BA
F6DC-9002-BA
F7DC-9002-BA

AFS = New Fuel Pump/Assembly RE0 = Remanufactured Fuel Pump/Assembly

Year	Engine	Application Description	AFS/RE0 Pump Only Number	AFS/RE0 Assembly Number	Strainer Filter Number
ACURA					
CL					
1997	L4 2.2L	F22B1	RE0427P AFS0427P	AFS0709F	RF0081
1999-98	L4 2.3L	F23A1	RE0427P AFS0427P	AFS0711F	RF0081
1999-97	V6 3.0L	J30A1	RE0427P AFS0427P	AFS0711F	RF0081
2003	V6 3.2L	J32A1	RE0887P AFS0887P		RF0090
2002-01	V6 3.2L	J32A1	RE0427P AFS0427P		RF0090
2002-01	V6 3.2L	J32A2; Type S	RE0887P AFS0887P		RF0090
INTEGRA					
1989-86	L4 1.6L	Ext. Mntd.	AFS0318P		
1993-92	L4 1.7L	DOHC	RE0895P AFS0895P		RF0032
2001-98	L4 1.8L	DOHC; V-TEC	RE0427P AFS0427P		RF0053
2001-96	L4 1.8L	DOHC	RE0427P AFS0427P		RF0053
1997-96	L4 1.8L	DOHC; V-TEC	RE0894P AFS0894P	RE1069F AFS1069F	RF0053
1995-94	L4 1.8L	DOHC	RE0894P AFS0894P	AFS0701F	RF0053
1995-94	L4 1.8L	DOHC; V-TEC	AFS0461P		RF0065
1993-90	L4 1.8L	DOHC	RE0895P AFS0895P		RF0032
LEGEND					
1990-87	V6 2.7L		RE0327P AFS0327P		RF0031
1995-91	V6 3.2L	Sedan	RE0327P AFS0327P	AFS1067F	RF0036
1995-91	V6 3.2L	Coupe	AFS0461P	RE0444F	RF0045
NSX					
2005-91	V6 3.0L	V-TEC, DOHC	RE0895P AFS0895P		RF0081
2005-97	V6 3.2L	V-TEC, DOHC	RE0895P AFS0895P		RF0081
RL					
2004-00	V6 3.5L		RE0894P AFS0894P		
1999-96	V6 3.5L		AFS0461P		RF0053
RSX					
2004-02	L4 2.0L		RE0427P AFS0427P		RF0104
TL					
1998-95	L5 2.5L		RE0427P AFS0427P	AFS0707F	RF0081
2003-02	V6 3.2L		RE0887P AFS0887P		RF0090
2001-99	V6 3.2L		RE0427P AFS0427P		RF0090
1998-96	V6 3.2L		RE0427P AFS0427P	AFS0707F	RF0081

AFS = New Fuel Pump/Assembly RE0 = Remanufactured Fuel Pump/Assembly

Year	Engine	Application Description	AFS/RE0 Pump Only Number	AFS/RE0 Assembly Number	Strainer Filter Number
ACURA (cont.)					
VIGOR					
1994-92	L5 2.5L		RE0327P AFS0327P		RF0033
ACURA TRUCK					
MDX					
2006	V6 3.5L			AFS0943S	
2002-01	V6 3.5L		RE0894P AFS0894P		RF0099
SLX					
1997-96	V6 3.2L		RE0427P AFS0427P		RF0051
1999-98	V6 3.5L		RE0894P AFS0894P		RF0051
AUDI					
ALLROAD QUATTRO					
2005-01	V6 2.7L			RE0722F AFS0722F	
2005-03	V6 4.2L			RE0722F AFS0722F	
100, 100LS, 100 QUATTRO					
1977	L4 1.9L	100LS	AFS0472P		
1991-90	L5 2.3L	100 Quattro	RE1070P AFS1070P		
1991-90	L5 2.3L	100 Exc. Quattro, Bosch Pump	RE1070P AFS1070P		
1989	L5 2.3L	All	RE1070P AFS1070P		
1994	V6 2.8L	100; 100 Quattro	AFS0448P		
200, 200 QUATTRO					
1991-89	L5 2.2L	All	RE1070P AFS1070P		
4000, 4000 QUATTRO					
1980	L4 1.6L	w/ Gas Engine	AFS0473P		
1983-80	L4 1.7L		AFS0473P		
1987-84	L4 1.8L		AFS0473P		
1987-80	L5 2.2L		AFS0473P		
5000, 5000 QUATTRO					
1985-84	L5 2.1L	5000 Turbo, 4 door, exc. Quattro, Bosch Pump	RE1070P AFS1070P		
1988-87	L5 2.2L	Bosch Pump	RE1070P AFS1070P		
1986	L5 2.2L	Bosch Pump, Includes Turbo	RE1070P AFS1070P		
1985	L5 2.2L	5000S, Sedan & Wagon, Exc. Turbo, Bosch Pump	RE1070P AFS1070P		
1983-78	L5 2.2L	From Chassis #439 2114 628; Incl. Turbo	AFS0473P		
1978	L5 2.2L	Up to Chassis #439 2114 627	AFS0472P		
1988-87	L5 2.3L	Bosch Pump	RE1070P AFS1070P		
80, 80 QUATTRO					
1990	L4 2.0L		AFS0473P		
1992-90	L5 2.3L		AFS0473P		

AFS = New Fuel Pump/Assembly RE0 = Remanufactured Fuel Pump/Assembly

Year	Engine	Application Description	AFS/RE0 Pump Only Number	AFS/RE0 Assembly Number	Strainer Filter Number
AUDI (cont.)					
90, 90 QUATTRO					
1991-90	L5 2.3L	Includes DOHC	AFS0473P		
1995	V6 2.8L	90 Quattro	AFS0448P		
1995-94	V6 2.8L	90 w/ FWD	AFS0448P		
1994	V6 2.8L	90 Quattro; From Chassis #8C-R-030001, w/ AWD	AFS0448P		
A4, A4 QUATTRO					
2001-97	L4 1.8L		RE1062P AFS1062P		
2001-96	V6 2.8L		RE1062P AFS1062P		
A6, A6 QUATTRO					
2004-01	V6 2.7L	A6 Quattro; Turbo		RE0722F AFS0722F	
2000	V6 2.7L	A6 Quattro; Turbo; AWD		RE0722F AFS0722F	
2001-00	V6 2.8L	A6 Quattro		RE0722F AFS0722F	
2001-00	V6 2.8L	A6; FWD		AFS0718F	
1999-98	V6 2.8L	DOHC; Engine AHA; In-Tank Pump		RE0722F AFS0722F	
1998-95	V6 2.8L	A6; A6 Quattro	AFS0448P		
2011-09	V6 3.0L	A6 Quattro		RE1104F AFS1104F	
2004-02	V6 3.0L	A6; FWD		AFS0718F	
2004-02	V6 3.0L	A6 Quattro; AWD		RE0722F AFS0722F	
2011-09	V6 3.2L	A6		RE1104F AFS1104F	
2008-05	V6 3.2L	A6 Quattro		RE1104F AFS1104F	
2011-08	V8 4.2L	A6 Quattro		RE1104F AFS1104F	
2004-00	V8 4.2L	A6 Quattro		RE0722F AFS0722F	
CABRIOLET					
1998-94	V6 2.8L		AFS0473P		
COUPE, COUPE GT					
1984-81	L5 2.1L		AFS0473P		
1987-84	L5 2.2L		AFS0473P		
COUPE QUATTRO					
1990	L5 2.3L		RE1070P AFS1070P		
FOX					
1979-77	L4 1.6L		AFS0472P		
S4					
1994	L5 2.2L		AFS0448P		
S6					
1996-95	L5 2.2L		AFS0448P		
2003-02	V8 4.2L			RE0722F AFS0722F	
2011-07	V10 5.2L			RE1104F AFS1104F	

AFS = New Fuel Pump/Assembly RE0 = Remanufactured Fuel Pump/Assembly

Year	Engine	Application Description	AFS/RE0 Pump Only Number	AFS/RE0 Assembly Number	Strainer Filter Number
AUDI (cont.)					
V8 QUATTRO					
1991-90	V8 3.6L	From Chassis # 44L100001	AFS0448P		
1990	V8 3.6L	To Chassis # 44L030000	RE1070P AFS1070P		
1994-92	V8 4.2L		AFS0448P		
BMW					
318 SERIES					
1995	L4 1.8L	To 1/95	AFS0734P		
1995	L4 1.8L	318i, iC, iS, Ti; From 1/95; w/ VDO Pump	AFS0734P		
1994	L4 1.8L	318iC; Convertible	AFS0734P		
1994-92	L4 1.8L	318i; 318iS; Exc. Convertible	AFS0734P		
1992-91	L4 1.8L	318i, In-Tank, Convertible		AFS1048F	RE1048F
1991	L4 1.8L	318is	RE0206P AFS0206P		RF0006
1998-96	L4 1.9L	318i; 318Ti; w/ VDO Pump	AFS0734P		
1997-96	L4 1.9L	318iC; 318iS; w/ VDO Pump	AFS0734P		
1999-98	L6 2.5L	318iC; 318iS; w/ VDO Pump	AFS0734P		
323 SERIES					
2000	L6 2.5L	323Ci		RE1076S AFS1076S	
2000-99	L6 2.5L	323i		RE1076S AFS1076S	
1999-98	L6 2.8L	323iC; 323iS; w/ VDO Pump	AFS0734P		
325 SERIES					
2006	L6 2.5L	325Ci		RE1076S AFS1076S	
2005-01	L6 2.5L	325i, 325Ci, 325Xi		RE1076S AFS1076S	
1995	L6 2.5L	w/ VDO Pump	AFS0734P		
1994	L6 2.5L		AFS0734P		
1993-92	L6 2.5L	325i; Exc. Convertible	AFS0734P		
1993-91	L6 2.5L	325iS	AFS0734P		
1993-88	L6 2.5L	325i, In-Tank, SOHC, Convertible		RE1048F AFS1048F	
1993-88	L6 2.5L	325iS, In-Tank		RE1048F AFS1048F	
1991-88	L6 2.5L	325i, In-Tank, Coupe & Sedan		RE1048F AFS1048F	
1991-88	L6 2.5L	325iX, In-Tank, Coupe & Sedan		RE1048F AFS1048F	
1988	L6 2.7L	325		RE1048F AFS1048F	
328 SERIES					
2000	L6 2.8L	328Ci		RE1076S AFS1076S	
2000-99	L6 2.8L	328i		RE1076S AFS1076S	
1999	L6 2.8L	328iC; 328iS; w/ VDO Pump	AFS0734P		
1998-96	L6 2.8L	w/ VDO Pump	AFS0734P		
330 SERIES					
2006	L6 3.0L	330Ci		RE1076S AFS1076S	
2005-01	L6 3.0L	330Ci, 330i, 330Xi		RE1076S AFS1076S	

AFS = New Fuel Pump/Assembly RE0 = Remanufactured Fuel Pump/Assembly

Year	Engine	Application Description	AFS/RE0 Pump Only Number	AFS/RE0 Assembly Number	Strainer Filter Number
BMW (cont.)					
525 SERIES					
1995-93	L6 2.5L	525iT, DOHC		AFS0735M	
1995-91	L6 2.5L	525i, DOHC		AFS0735M	
1990-89	L6 2.5L	525i		RE1049F AFS1049F	
530 SERIES					
1976-75	L6 3.0L	Ext. Mntd.	AFS0143P		
1993-89	L6 3.5L	535i		RE1049F AFS1049F	
735 SERIES					
1992-87	L6 3.5L	735i		RE1049F AFS1049F	
1992-87	L6 3.5L	735iL		RE1049F AFS1049F	
740 SERIES					
1995	V8 4.0L	740i, 740iL	RE1074P AFS1074P		RF0008
2001-96	V8 4.4L	740i, 740iL	RE1074P AFS1074P		RF0008
750 Series					
2001-95	V12 5.4L	750i, 750iL, 750Li	RE1074P AFS1074P		RF0008
2000 SERIES					
1974-72	L4 2.0L	2002Tii; Ext. Mntd.; Elect. Pump	AFS0143P		
L7					
1987-86	L6 3.5L			RE1049F AFS1049F	
M3					
1995	L6 3.0L	w/ VDO Pump	AFS0734P		
1999-96	L6 3.2L	w/ VDO Pump	AFS0734P		
M5					
1993-91	L6 3.6L			RE1049F AFS1049F	
BUICK					
CENTURY					
1996-93	L4 2.2L (4)		RE0212P AFS0212P		RF0011
1992-89	L4 2.5L (R)		RE0204P AFS0204P		RF0002
1988	L4 2.5L (R)	w/ APH on Wiring Harness	RE0220P AFS0220P		RF0002
1988	L4 2.5L (R)	w/ ARA on Wiring Harness	RE0204P AFS0204P		RF0002
1987-86	L4 2.5L (R)		RE0220P AFS0220P		RF0002
1985	L4 2.5L (R)	w/o Digital	RE0219P AFS0219P		RF0002
1985	L4 2.5L (R)	w/ Digital; w/ T.B.I.	RE0220P AFS0220P		RF0002
1984	L4 2.5L (R)		RE0219P AFS0219P		RF0001
1983-82	L4 2.5L (R)	w/ T.B.I.	RE0219P AFS0219P		RF0001

AFS = New Fuel Pump/Assembly RE0 = Remanufactured Fuel Pump/Assembly

Year	Engine	Application Description	AFS/RE0 Pump Only Number	AFS/RE0 Assembly Number	Strainer Filter Number
BUICK (cont.)					
CENTURY (cont.)					
1989	V6 2.8L			RE1015S AFS1015S	
1989	V6 2.8L (W)		RE0206P AFS0206P		RF0002
1988-87	V6 2.8L (W)	Exc. Wagon	RE0206P AFS0206P		RF0002
1988-87	V6 2.8L (W)	Wagon	AFS0205P		RF0012
1985-84	V6 3.0L (E)				RF0002
2005-00	V6 3.1L (J)			RE0759S AFS0759S	
1999-98	V6 3.1L (M)			RE0406S AFS0406S	
1997	V6 3.1L (M)			RE0468S AFS0468S	
1996-94	V6 3.1L (M)		RE0212P AFS0212P		RF0011
1993	V6 3.3L (N)		RE0212P AFS0212P		RF0011
1992-89	V6 3.3L (N)	Wagon	AFS0205P		RF0012
1992-89	V6 3.3L (N)	Coupe; Sedan	RE0206P AFS0206P	RE1015S AFS1015S	RF0002
1988-87	V6 3.8L (3)	Exc. Wagon	RE0206P AFS0206P		RF0002
1988-87	V6 3.8L (3)	Wagon	AFS0205P		RF0012
1986-85	V6 3.8L (3)		RE0206P AFS0206P		RF0002
1984	V6 3.8L (3)	w/ M.F.I.	RE0206P AFS0206P		RF0002
ELECTRA, ELECTRA ESTATE WAGON, ELECTRA PARK AVENUE, PARK AVENUE					
2005-01	V6 3.8L (1)	Park Avenue w/ Supercharge		RE0401S	
2005-01	V6 3.8L (K)	Park Avenue		RE0548S AFS0548S	
2000	V6 3.8L (1)	Park Avenue w/ Supercharge 1st. Design To Vin # Y4120914; Code CRP		RE0547S AFS0547S	
2000	V6 3.8L (1)	Park Avenue w/ Supercharge 2nd Design From Vin# Y4120915; Code CRP		RE0403S AFS0403S	
2000	V6 3.8L (K)	Park Avenue; 1st. Design To Vin #Y4120964; Code CRL		RE0547S AFS0547S	
2000	V6 3.8L (K)	Park Avenue ;2nd Design; From VIN #Y4120965; w/Module Code CRL		RE0548S AFS0548S	
1999-98	V6 3.8L (1)	Park Avenue w/ Supercharge		RE0547S AFS0547S	
1999-98	V6 3.8L (K)	Park Avenue		RE0547S AFS0547S	
1997	V6 3.8L (1)	Park Avenue w/ Supercharge		RE0425S	
1997	V6 3.8L (K)	Park Avenue		RE0424S	
1996	V6 3.8L (1)	Park Avenue w/ Supercharge	RE0217P AFS0217P		RF0002
1996-95	V6 3.8L (K)	Park Avenue	RE0212P AFS0212P		RF0011
1995-94	V6 3.8L (1)	Park Avenue w/ Supercharge	RE0895P AFS0895P		RF0012
1994	V6 3.8L (L)	Park Avenue w/CRC on Sender	RE0212P AFS0212P		RF0011
1994	V6 3.8L (L)	Park Avenue; w/ CAC on Sender	RE0214P AFS0214P		RF0011
1993	V6 3.8L (L)	Park Avenue	RE0214P AFS0214P		RF0011

AFS = New Fuel Pump/Assembly RE0 = Remanufactured Fuel Pump/Assembly

Year	Engine	Application Description	AFS/RE0 Pump Only Number	AFS/RE0 Assembly Number	Strainer Filter Number
BUICK (cont.)					
ELECTRA, ELECTRA ESTATE WAGON, ELECTRA PARK AVENUE, PARK AVENUE					
(cont.)					
1993-92	V6 3.8L (1)	Park Avenue w/ Supercharge	RE0895P AFS0895P		RF0012
1992-91	V6 3.8L	Code CAB, CPZ		RE1013S AFS1013S	
1992-91	V6 3.8L (L)	Park Avenue	AFS0205P		RF0012
1991	V6 3.8L (1)	Park Avenue Ultra; w/ Supercharge	RE0895P AFS0895P		RF0012
1990-86	V6 3.8L (C)	w/ 2" Diameter Pump, w/ Threaded Terminals	AFS0205P		RF0012
1990-86	V6 3.8L (C)	w/ 1.45" Diameter Pump	RE0206P AFS0206P		RF0002
LACROSSE					
2008-05	V6 3.6L (7)	Front Tank		AFS0962S	
2008-05	V6 3.8L (2)			AFS0962S	
LESABRE					
2005-01	V6 3.8L (K)			RE0548S AFS0548S	
2000	V6 3.8L (K)	Custom; Limited ;2nd Design From VIN #Y4120967 or YU145190; w/Module Code CRL		RE0548S AFS0548S	
2000	V6 3.8L (K)	Custom; Limited 1st Design, to VIN# Y4120966 or YU145189; w/ Code CRL		RE0547S AFS0547S	
1999-96	V6 3.8L (K)		RE0212P AFS0212P		RF0011
1995	V6 3.8L (L)		RE0212P AFS0212P		RF0011
1994	V6 3.8L (L)	w/CRC on Sender	RE0212P AFS0212P		RF0011
1994	V6 3.8L (L)	w/CAC on Sender	RE0214P AFS0214P		RF0011
1993	V6 3.8L (L)		RE0214P AFS0214P		RF0011
1992	V6 3.8L (L)		AFS0205P		RF0012
1991-86	V6 3.8L (C;3)	w/ 2" Diameter Pump, w/ Threaded Terminals	AFS0205P		RF0012
1991-86	V6 3.8L (C;3)	w/ 1.45" Diameter Pump	RE0206P AFS0206P		RF0002
REATTA					
1991	V6 3.8L (L)		RE0207P AFS0207P		RF0006
1990	V6 3.8L (C)		RE0207P AFS0207P		RF0006
1989-88	V6 3.8L (C)		RE0206P AFS0206P		RF0006
REGAL					
1989-88	V6 2.8L (W)		RE0206P AFS0206P		RF0005
1996-94	V6 3.1L (M)		RE0207P AFS0207P		RF0001
1993-92	V6 3.1L (T)		RE0207P AFS0207P		RF0001
1991-89	V6 3.1L (T)		RE0207P AFS0207P		RF0005
2004-00	V6 3.8L (K)			RE0759S AFS0759S	
1999-98	V6 3.8L (1)	Supercharged		RE0456S AFS0456S	

AFS = New Fuel Pump/Assembly REO = Remanufactured Fuel Pump/Assembly

Year	Engine	Application Description	AFS/REO Pump Only Number	AFS/REO Assembly Number	Strainer Filter Number
BUICK (cont.)					
REGAL (cont.)					
1999-98	V6 3.8L (K)			RE0406S AFS0406S	
1997	V6 3.8L (1)	Supercharged		RE0851S AFS0851S	
1997	V6 3.8L (K)			RE0468S	
1996	V6 3.8L (K)		RE0207P AFS0207P		RF0001
1995-92	V6 3.8L (L)		RE0207P AFS0207P		RF0001
1991-90	V6 3.8L (L)		RE0207P AFS0207P		RF0005
RIVIERA					
1999-98	V6 3.8L (1)			RE0547S AFS0547S	
1999-98	V6 3.8L (1)	Supercharged		RE0547S AFS0547S	
1997	V6 3.8L (1)	Supercharged		RE0425S AFS0425S	
1997	V6 3.8L (K)			RE0423S AFS0423S	
1996	V6 3.8L (1)	Supercharged		RE0419S AFS0419S	
1996-95	V6 3.8L (K)			RE0413S AFS0413S	
1993-91	V6 3.8L (L)		RE0207P AFS0207P		RF0006
1990	V6 3.8L (C)		RE0207P AFS0207P		RF0006
1989-88	V6 3.8L (C)		RE0206P AFS0206P		RF0006
1987	V6 3.8L (3)		RE0206P AFS0206P		RF0006
ROADMASTER					
1991	V8 5.0L (E)	w/ BAJ or BAK on Wiring Harness	RE0208P AFS0208P		RF0004
1991	V8 5.0L (E)	w/ BES or BEX on Wiring Harness	RE0208P AFS0208P		RF0002
1996-94	V8 5.7L (P)		RE0209P AFS0209P		RF0004
1993	V8 5.7L (7)		RE0208P AFS0208P		RF0004
1992	V8 5.7L (7)	Wagon	RE0208P AFS0208P		RF0002
1992	V8 5.7L (7)	Sedan; w/ BAG on Wiring Harness	RE0208P AFS0208P		RF0002
1992	V8 5.7L (7)	Sedan; w/ BAJ on Wiring Harness	RE0208P AFS0208P		RF0004
SKYHAWK					
1986	L4 1.8L (J)	w/ M.F.I.	RE0206P AFS0206P		RF0002
1986	L4 1.8L (O)	w/ E.F.I.	RE0220P AFS0220P		RF0002
1985	L4 1.8L (J)	w/ Turbo	RE0206P AFS0206P		RF0002
1985	L4 1.8L (O)		RE0220P AFS0220P		RF0002

AFS = New Fuel Pump/Assembly RE0 = Remanufactured Fuel Pump/Assembly

Year	Engine	Application Description	AFS/RE0 Pump Only Number	AFS/RE0 Assembly Number	Strainer Filter Number
BUICK (cont.)					
SKYHAWK (cont.)					
1984	L4 1.8L (J)	w/ Turbo	RE0206P AFS0206P		RF0002
1984-82	L4 1.8L (O)	w/ T.B.I.	RE0219P AFS0219P		RF0003
1989-88	L4 2.0L (1)		RE0204P AFS0204P		RF0002
1988	L4 2.0L (K)		RE0204P AFS0204P		RF0002
1987	L4 2.0L (1)	w/o Turbo	RE0204P AFS0204P		RF0002
1987	L4 2.0L (K)	w/o Turbo	RE0220P AFS0220P		RF0002
1987	L4 2.0L (M)	w/ Turbo	RE0206P AFS0206P		RF0002
1986	L4 2.0L (P)	w/ T.B.I.	RE0220P AFS0220P		RF0002
1985	L4 2.0L (P)		RE0220P AFS0220P		RF0002
1984-83	L4 2.0L (P)		RE0219P AFS0219P		RF0003
SKYLARK					
1995	L4 2.3L (D)		RE0216P AFS0216P	RE0234S AFS0234S	RF0003 RF0010
1994-93	L4 2.3L (3)		RE0216P AFS0216P	RE0234S AFS0234S	RF0003 RF0010
1992	L4 2.3L (3)			RE0233S AFS0233S	
1991-88	L4 2.3L (D)		RE0206P AFS0206P		RF0002
1998-96	L4 2.4L (T)			RE0235S AFS0235S	
1991-88	L4 2.5L (U)		RE0204P AFS0204P		RF0002
1987-86	L4 2.5L (U)		RE0220P AFS0220P		RF0002
1985	L4 2.5L (R)		RE0219P AFS0219P		RF0002
1984	L4 2.5L (R)		RE0219P AFS0219P		RF0001
1983-82	L4 2.5L (R)	w/ T.B.I.	RE0219P AFS0219P		RF0001
1985	V6 2.8L (W)	w/ High Output; w/ Elect. Pump	RE0206P AFS0206P		RF0002
1988-86	V6 3.0L (L)		RE0206P AFS0206P		RF0002
1998-96	V6 3.1L (M)			RE0235S AFS0235S	
1995-94	V6 3.1L (M)		RE0216P AFS0216P	RE0234S AFS0234S	RF0003 RF0010
1993	V6 3.3L (N)		RE0216P AFS0216P	RE0234S AFS0234S	RF0003 RF0010
1992	V6 3.3L (N)		RE0216P AFS0216P	RE0233S AFS0233S	RF0003 RF0010
1991-89	V6 3.3L (N)		RE0206P AFS0206P		RF0002

AFS = New Fuel Pump/Assembly RE0 = Remanufactured Fuel Pump/Assembly

Year	Engine	Application Description	AFS/RE0 Pump Only Number	AFS/RE0 Assembly Number	Strainer Filter Number
BUICK (cont.)					
SOMERSET					
1987-85	L4 2.5L (U)		RE0220P AFS0220P		RF0002
1987-85	V6 3.0L (L)		RE0206P AFS0206P		RF0002
BUICK TRUCK					
TERRAZA					
2006-05	V6 3.5L (L)			AFS0959S	
2007-06	V6 3.9L (1)	w/ 121.1" WB		AFS0960S	
RAINIER					
2007-05	L6 4.2L (S)			RE0910S AFS0910S	
2004	L6 4.2L (S)			RE0893S AFS0893S	
2007-05	V8 5.3L (M)			RE0910S AFS0910S	
2004	V8 5.3L (P)			RE0893S AFS0893S	
ENCLAVE					
2009-08	V6 3.8L			RE1020S AFS1020S	
RENDEZVOUS					
2004-02	V6 3.4L (E)	1st Design to VIN#3G5DA03E14S558922		RE0822S AFS0822S	
2007-06	V6 3.5L (L)			AFS0963S	
2006-04	V6 3.6L (7)			AFS0963S	
CADILLAC					
ALLANTE					
1988	V8 4.1L (7)		RE0207P AFS0207P		RF0002
1987	V8 4.1L (7)		RE0206P AFS0206P		RF0002
1992-89	V8 4.5L (8)		RE0207P AFS0207P		RF0002
1993	V8 4.6L (9)		RE0383P		RF0003 RF0010
CIMARRON					
1986-85	L4 2.0L (P)		RE0220P AFS0220P		RF0002
1984-83	L4 2.0L (P)		RE0219P AFS0219P		RF0003
1988-85	V6 2.8L (W)		RE0206P AFS0206P		RF0002
CATERA					
2001-97	V6 3.0L (R)	w/ M.F.I.	AFS0446P		
COMMERCIAL CHASSIS					
1987	V8 4.1L (8)		RE0204P AFS0204P		RF0002
1986	V8 4.1L (8)	FWD - w/ HEF on Wiring Harness	RE0220P AFS0220P		RF0002
1986	V8 4.1L (8)	w/CPG on Wiring Harness	RE0204P AFS0204P		RF0002
1985	V8 4.1L (8)		RE0219P AFS0219P		RF0004

AFS = New Fuel Pump/Assembly RE0 = Remanufactured Fuel Pump/Assembly

Year	Engine	Application Description	AFS/RE0 Pump Only Number	AFS/RE0 Assembly Number	Strainer Filter Number
CADILLAC (cont.)					
COMMERCIAL CHASSIS (cont.)					
1990	V8 4.5L (3)		AFS0205P		RF0012
1989-88	V8 4.5L (5)		RE0204P AFS0204P		RF0002
1993-91	V8 4.9L (B)		AFS0205P		RF0012
1996-94	V8 5.7L (P)		RE0209P AFS0209P		RF0004
1993	V8 5.7L (7)		RE0208P AFS0208P		RF0004
1984-83	V8 6.0L (6)		RE0219P AFS0219P		RF0004
1982-80	V8 6.0L (6)	Fuel Inj.	RE0219P AFS0219P		RF0004
DEVILLE, DEVILLE CONCOURS					
1982	V8 4.1L (8)		RE0219P AFS0219P		RF0004
1987	V8 4.1L (8)		RE0204P AFS0204P		RF0002
1986	V8 4.1L (8)	w/ 2" Diameter Pump, w/ Threaded Terminals	AFS0205P		RF0012
1986	V8 4.1L (8)	w/ 1.45" Diameter Pump; w/ HEF on Wiring Harness	RE0220P AFS0220P		RF0002
1986-85	V8 4.1L (8)	w/ 1.45" Diameter Pump; w/ CPG on Wiring Harness	RE0204P AFS0204P		RF0002
1985	V8 4.1L (8)	FWD w/ CEA or CEH on Wire Harness	RE0220P AFS0220P		RF0004
1984-82	V8 4.1L (8)		RE0219P AFS0219P		RF0002
1990	V8 4.5L (3)		AFS0205P		RF0012
1989-88	V8 4.5L (5)		RE0204P AFS0204P		RF0002
2005-01	V8 4.6L (Y;9)			RE0548S AFS0548S	
2000	V8 4.6L (Y;9)	1st Design VIN#YU145368 and Before		RE0547S AFS0547S	
2000	V8 4.6L (Y;9)	2nd Design from VIN#YU145369		RE0548S AFS0548S	
1999-98	V8 4.6L (Y;9)			RE0457S	
1997	V8 4.6L (Y;9)			RE0422S AFS0422S	
1996-95	V8 4.6L (Y)			RE0528S AFS0528S	
1995	V8 4.9L (B)			RE0528S AFS0528S	
1994	V8 4.9L (B;Y)	Stamped EPV on Sender		RE0528S AFS0528S	
1994	V8 4.9L (B;Y)	Stamped EPT or EPW on Sender	RE0383P AFS0383P		RF0003 RF0010
1993-91	V8 4.9L	Code CCA		RE1014S AFS1014S	
1993-91	V8 4.9L (B)	w/ 2" Diameter Pump, w/ Threaded Terminals	AFS0205P		RF0012
1993-91	V8 4.9L (B)	w/ 1.45" Diameter Pump	RE0206P AFS0206P		RF0001
1981	V8 6.0L (9)		RE0219P AFS0219P		RF0004
1979-77	V8 7.0L (T)	w/ Fuel Inj.; Ext. Mntd.	AFS0143P		
1976-75	V8 8.2L (S)	w/ Fuel Inj.; Ext. Mntd.	AFS0143P		

AFS = New Fuel Pump/Assembly RE0 = Remanufactured Fuel Pump/Assembly

Year	Engine	Application Description	AFS/RE0 Pump Only Number	AFS/RE0 Assembly Number	Strainer Filter Number
CADILLAC (cont.)					
ELDORADO					
1987-86	V8 4.1L (8)		RE0204P AFS0204P		RF0006
1985-82	V8 4.1L (8)		RE0219P AFS0219P		RF0004
1990	V8 4.5L (3)		RE0207P AFS0207P		RF0006
1989-88	V8 4.5L (5)		RE0204P AFS0204P		RF0006
2002-98	V8 4.6L (Y;9)			RE0457S	
1997	V8 4.6L (Y;9)			RE0422S AFS0422S	
1996-95	V8 4.6L (Y;9)			RE0528S AFS0528S	
1994	V8 4.6L (Y;9)	Stamped EPV on Sender		RE0528S AFS0528S	
1994	V8 4.6L (Y;9)	Stamped EPT or EPW on Sender	RE0383P AFS0383P		RF0003 RF0010
1993	V8 4.6L (Y;9)		RE0383P AFS0383P		RF0003 RF0010
1993	V8 4.9L (B)		RE0383P AFS0383P		RF0003 RF0010
1992-91	V8 4.9L (B)		RE0207P AFS0207P		RF0006
1980	V8 5.7L (8)	Ext. Mntd.	AFS0143P		
1979	V8 5.7L (B)	Ext. Mntd.	AFS0143P		
1981-80	V8 6.0L (9)		RE0219P AFS0219P		RF0004
1978-77	V8 7.0L (T)	w/ Fuel Inj.: Ext. Mntd.	AFS0143P		
1976-75	V8 8.2L (S)	w/ Fuel Inj.: Ext. Mntd.	AFS0143P		
FLEETWOOD					
1987	V8 4.1L (8)	FWD	RE0204P AFS0204P		RF0002
1986	V8 4.1L (8)	FWD - w/ HEF on Wiring Harness	RE0220P AFS0220P		RF0002
1986	V8 4.1L (8)	FWD - w/ CPG on Wiring Harness	RE0204P AFS0204P		RF0002
1985	V8 4.1L (8)	FWD	RE0220P AFS0220P		RF0004
1985-84	V8 4.1L (8)	RWD	RE0219P AFS0219P		RF0004
1984	V8 4.1L (8)	FWD	RE0219P AFS0219P		RF0002
1983-82	V8 4.1L (8)		RE0219P AFS0219P		RF0004
1990	V8 4.5L (3)	w/ 2" Diameter Pump, w/ Threaded Terminals	AFS0205P		RF0012
1990	V8 4.5L (3)	w/ 1.45" Diameter Pump	RE0206P AFS0206P		RF0001
1989-88	V8 4.5L (5)	FWD	RE0204P AFS0204P		RF0002
1992-91	V8 4.9L	Code CCA		RE1014S AFS1014S	
1992-91	V8 4.9L (B)	FWD; w/ 2" Diameter Pump; w/ Threaded Terminals	AFS0205P		RF0012
1992-91	V8 4.9L (B)	FWD; w/ 1.45" Diameter Pump	RE0206P AFS0206P		RF0001
1992-91	V8 5.0L (E)		RE0220P AFS0220P		RF0004

AFS = New Fuel Pump/Assembly RE0 = Remanufactured Fuel Pump/Assembly

Year	Engine	Application Description	AFS/RE0 Pump Only Number	AFS/RE0 Assembly Number	Strainer Filter Number
CADILLAC (cont.)					
FLEETWOOD (cont.)					
1996-94	V8 5.7L (P)		RE0209P AFS0209P		RF0004
1993	V8 5.7L	Code CCA		RE1014S AFS1014S	
1993	V8 5.7L (7)		RE0208P AFS0208P		RF0004
1992-90	V8 5.7L (7)		RE0220P AFS0220P		RF0004
1984	V8 6.0L (9)		RE0219P AFS0219P		RF0004
1983-81	V8 6.0L (6,9)		RE0219P AFS0219P		RF0004
SEVILLE					
1987-86	V8 4.1L (8)		RE0204P AFS0204P		RF0006
1985-82	V8 4.1L (8)		RE0219P AFS0219P		RF0004
1990	V8 4.5L (3)		RE0207P AFS0207P		RF0006
1989-88	V8 4.5L (5)		RE0204P AFS0204P		RF0006
2004-01	V8 4.6L (Y;9)			RE0548S AFS0548S	
2000	V8 4.6L (Y;9)	2nd Design; From VIN #YU145369 and After		RE0548S AFS0548S	
2000	V8 4.6L (Y;9)	1st Design; From VIN #YU145368 and Before		RE0547S AFS0547S	
1999-98	V8 4.6L (Y;9)			RE0547S AFS0547S	
1997	V8 4.6L (Y;9)			RE0422S AFS0422S	
1996-95	V8 4.6L (Y;9)			RE0528S AFS0528S	
1994	V8 4.6L (Y;9)	Stamped EPV on Sender		RE0528S AFS0528S	
1994	V8 4.6L (Y;9)	Stamped EPT or EPW on Sender	RE0383P AFS0383P		RF0003 RF0010
1993	V8 4.6L (9)		RE0383P		RF0010
1993	V8 4.9L (B)		RE0383P AFS0383P		RF0003 RF0010
1993	V8 4.9L (B)		RE0383P AFS0383P		RF0003 RF0010
1992-91	V8 4.9L (B)		RE0207P AFS0207P		RF0006
1980	V8 5.7L (8)	w/ E.F.I. Ext. Mntd.	AFS0143P		
1979-78	V8 5.7L (B)	Ext. Mntd.	AFS0143P		
1977-76	V8 5.7L (R)	w/ Fuel Ing. Ext. Mntd.	AFS0143P		
1981-80	V8 6.0L (9)		RE0219P AFS0219P		RF0004
CADILLAC TRUCK					
ESCALADE					
2005-04	V8 5.3L (T)			RE0956S AFS0956S	
2003-02	V8 5.3L (T)	w/ Module Code TDB		RE0390S AFS0390S	
2000-99	V8 5.7L (R)	w/ Module Code GFU; w/o RFI Filter		RE0455S AFS0455S	

AFS = New Fuel Pump/Assembly RE0 = Remanufactured Fuel Pump/Assembly

Year	Engine	Application Description	AFS/RE0 Pump Only Number	AFS/RE0 Assembly Number	Strainer Filter Number
CADILLAC TRUCK (cont.)					
ESCALADE (cont.)					
1999	V8 5.7L (R)	w/ Module Code GFV; w/ RFI Filter		RE0402S AFS0402S	
2006-04	V8 6.0L (N)			RE0956S AFS0956S	
2003-02	V8 6.0L (N)	w/ Module Code TDB		RE0390S AFS0390S	
2007	V8 6.2L (8)			RE0956S AFS0956S	
ESCALADE ESV/EXT					
2006-04	V8 6.0L (N)			RE0957S AFS0957S	
2003	V8 6.0L (N)	ESV; Rear Tank; w/o Calif. Emissions		AFS0865S	
2003	V8 6.0L (N)	EXT; Rear Tank; w/o Calif. Emissions		AFS0865S	
2003-02	V8 6.0L (N)	w/ Single Fuel Tank		RE0853S AFS0853S	
2003-02	V8 6.0L (N)	w/ Dual Fuel Tanks (Front)		RE0854S AFS0854S	
2008-07	V8 6.2L (8)			RE0957S AFS0957S	
CHEVROLET					
AVEO					
2008-06	L4 1.6L			RE1017S AFS1017S	
2005-04	L4 1.6L			RE1012S AFS1012S	
AVEO5					
2008-06	L4 1.6L			RE1017S AFS1017S	
BERETTA					
1989-87	L4 2.0L (1)		RE0204P AFS0204P		RF0002
1996	L4 2.2L (4)			RE0418S AFS0418S	
1995-93	L4 2.2L (4)		RE0216P AFS0216P	RE0234S AFS0234S	RF0003 RF0010
1992	L4 2.2L (4)		RE0207P AFS0207P		RF0003
1991-90	L4 2.2L (G)		RE0204P AFS0204P		RF0008
1994-93	L4 2.3L (A)		RE0216P AFS0216P	RE0234S AFS0234S	RF0003 RF0010
1992	L4 2.3L (A)		RE0207P AFS0207P		RF0003
1991-90	L4 2.3L (A)		RE0207P AFS0207P		RF0008
1989	V6 2.8L (W)		RE0207P AFS0207P		RF0002
1988	V6 2.8L (W)	From VIN# 200,001 to 500,000	RE0206P AFS0206P		RF0002
1988	V6 2.8L (W)	From VIN# 500,001	RE0207P AFS0207P		RF0002
1987	V6 2.8L (W)		RE0206P AFS0206P		RF0002
1996	V6 3.1L (M)			RE0418S AFS0418S	

AFS = New Fuel Pump/Assembly RE0 = Remanufactured Fuel Pump/Assembly

Year	Engine	Application Description	AFS/RE0 Pump Only Number	AFS/RE0 Assembly Number	Strainer Filter Number
CHEVROLET (cont.)					
BERETTA (cont.)					
1995-94	V6 3.1L (M)		RE0216P AFS0216P	RE0234S AFS0234S	RF0003 RF0010
1993	V6 3.1L (T)		RE0216P AFS0216P	RE0234S AFS0234S	RF0003 RF0010
1992	V6 3.1L (T)		RE0207P AFS0207P		RF0003
1991-90	V6 3.1L (T)		RE0207P AFS0207P		RF0008
CAMARO					
1986-85	L4 2.5L (2)		RE0220P AFS0220P		RF0003
1984	L4 2.5L (2)		RE0219P AFS0219P		RF0003
1983-82	L4 2.5L (2)		RE0219P AFS0219P		RF0004
1989-85	V6 2.8L (S)		RE0206P AFS0206P		RF0003
1992-90	V6 3.1L (T)		RE0206P AFS0206P		RF0004
1995-93	V6 3.4L (S)		AFS0411P		
2002-99	V6 3.8L (K)			RE0386S AFS0386S	
1997-96	V6 3.8L (K)		RE1019P AFS1019P	RE0471S	
1995	V6 3.8L (K)		AFS0411P		
1992-90	V8 5.0L (E)	w/ T.B.I.	RE0220P AFS0220P		RF0004
1992-88	V8 5.0L (F)	w/ M.F.I.	RE0202P AFS0202P		RF0004
1989-88	V8 5.0L (E)	w/ T.B.I.	RE0220P AFS0220P		RF0003
1987	V8 5.0L (F)	w/ M.F.I.	RE0202P AFS0202P		RF0003
1986	V8 5.0L (F)	w/ M.F.I.	RE0202P AFS0202P		RF0003
1985	V8 5.0L (F)	w/ M.F.I.	RE0202P AFS0202P		RF0003
1983-82	V8 5.0L (S)	w/ T.B.I.	RE0219P AFS0219P		RF0003
2002-99	V8 5.7L (G)			RE0385S AFS0385S	
1998	V8 5.7L			RE1024S AFS1024S	
1997-96	V8 5.7L (P)			RE0420S AFS0420S	
1995-93	V8 5.7L (P)		AFS0226P		
1992-88	V8 5.7L (8)		RE0202P AFS0202P		RF0004
1987	V8 5.7L (8)	w/ M.F.I.	RE0202P AFS0202P		RF0003
CAPRICE					
1993	V6 4.3L (Z)		RE0208P AFS0208P		RF0004
1992	V6 4.3L (Z)		RE0208P AFS0208P		RF0002
1990-85	V6 4.3L (Z)		RE0220P AFS0220P		RF0004

AFS = New Fuel Pump/Assembly RE0 = Remanufactured Fuel Pump/Assembly

Year	Engine	Application Description	AFS/RE0 Pump Only Number	AFS/RE0 Assembly Number	Strainer Filter Number
CHEVROLET (cont.)					
CAPRICE (cont.)					
1985	V6 4.3L (P)		RE0220P AFS0220P		RF0004
1996-94	V8 4.3L (W)		RE0202P AFS0202P		RF0004
1993	V8 5.0L (E)		RE0208P AFS0208P		RF0004
1992	V8 5.0L (E)	Exc. Police	RE0208P AFS0208P		RF0002
1992	V8 5.0L (E)	Police	RE0208P AFS0208P		RF0004
1991	V8 5.0L (E)	w/ BAJ or BAK on Wiring Harness	RE0208P AFS0208P		RF0004
1991	V8 5.0L (E)	w/ BES or BEX on Wiring Harness	RE0208P AFS0208P		RF0002
1990-89	V8 5.0L (E)		RE0220P AFS0220P		RF0004
1996-94	V8 5.7L (P)		RE0209P AFS0209P		RF0004
1993	V8 5.7L (7)		RE0208P AFS0208P		RF0004
1992	V8 5.7L (7)	Exc. Police	RE0208P AFS0208P		RF0002
1992	V8 5.7L (7)	Police	RE0208P AFS0208P		RF0004
1991	V8 5.7L (7)	w/ BAJ or BAK on Wiring Harness	RE0208P AFS0208P		RF0004
1991	V8 5.7L (7)	w/ BES or BEX on Wiring Harness	RE0208P AFS0208P		RF0002
1990-89	V8 5.7L (7)		RE0220P AFS0220P		RF0004
CAVALIER					
1989-87	L4 2.0L (1)		RE0204P AFS0204P		RF0002
1986-85	L4 2.0L (P)		RE0220P AFS0220P		RF0002
1984-83	L4 2.0L (P)		RE0219P AFS0219P		RF0003
2005-02	L4 2.2L (F)			RE0544S AFS0544S	
2004-02	L4 2.2L (4;6)	w/ Bi-Fuel		RE0544S AFS0544S	
2002-01	L4 2.2L (4)			RE0544S AFS0544S	
2000	L4 2.2L (4)	w/ Plastic Tank		RE0544S AFS0544S	
2000	L4 2.2L (4)	w/ Steel Tank		RE0434S AFS0434S	
1999	L4 2.2L (4)			RE0434S AFS0434S	
1998-96	L4 2.2L (4)			RE0235S AFS0235S	
1995	L4 2.2L (4)			RE0231S AFS0231S	
1994-92	L4 2.2L (4)		RE0216P AFS0216P	RE0234S AFS0234S	RF0003 RF0010
1991-90	L4 2.2L (G)		RE0204P AFS0204P		RF0002

AFS = New Fuel Pump/Assembly RE0 = Remanufactured Fuel Pump/Assembly

Year	Engine	Application Description	AFS/RE0 Pump Only Number	AFS/RE0 Assembly Number	Strainer Filter Number
CHEVROLET (cont.)					
CAVALIER (cont.)					
1995	L4 2.3L (D)			RE0231S AFS0231S	
2002-01	L4 2.4L (T)			RE0544S AFS0544S	
2000	L4 2.4L (T)	w/ Plastic Tank		RE0544S AFS0544S	
2000	L4 2.4L (T)	w/ Steel Tank		RE0434S AFS0434S	
1999	L4 2.4L (T)			RE0434S AFS0434S	
1998-96	L4 2.4L (T)			RE0235S AFS0235S	
1989-85	V6 2.8L (W)		RE0206P AFS0206P		RF0002
1994-93	V6 3.1L (T)		RE0216P AFS0216P	RE0234S AFS0234S	RF0003 RF0010
1992	V6 3.1L (T)			RE0233S AFS0233S	
1991-90	V6 3.1L (T)		RE0207P AFS0207P		RF0002
CELEBRITY					
1990-89	L4 2.5L (R)		RE0204P AFS0204P		RF0002
1988	L4 2.5L (R)	w/ APH on Wiring Harness	RE0220P AFS0220P		RF0002
1988	L4 2.5L (R)	w/ ARA on Wiring Harness	RE0204P AFS0204P		RF0002
1987-86	L4 2.5L (R)		RE0220P AFS0220P		RF0002
1986	L4 2.5L (W)	w/ M.F.I.	RE0206P AFS0206P		RF0002
1985	L4 2.5L (R)		RE0219P AFS0219P		RF0002
1984	L4 2.5L (R)		RE0219P AFS0219P		RF0001
1983-82	L4 2.5L (R)	w/ T.B.I.	RE0219P AFS0219P		RF0001
1989	V6 2.8L	2 & 4 Dr. Sedan		RE1015S AFS1015S	
1989-87	V6 2.8L (W)	Exc. Wagon	RE0206P AFS0206P		RF0002
1989-87	V6 2.8L (W)	Wagon	AFS0205P		RF0012
1985	V6 2.8L	w/ Electric Pump; Exc. Police	RE0206P AFS0206P		RF0002
1990	V6 3.1L (T)		AFS0205P		RF0012
CHEVETTE					
1984-83	L4 1.8L (D)		RE0219P AFS0219P		RF0003
CITATION					
1985	L4 2.5L (R)		RE0219P AFS0219P		RF0002
1984	L4 2.5L (R)		RE0219P AFS0219P		RF0001
1983-82	L4 2.5L (R)	w/ T.B.I.	RE0219P AFS0219P		RF0001
1985	V6 2.8L (W)	w/ Electric Pump	RE0206P AFS0206P		RF0002

AFS = New Fuel Pump/Assembly RE0 = Remanufactured Fuel Pump/Assembly

Year	Engine	Application Description	AFS/RE0 Pump Only Number	AFS/RE0 Assembly Number	Strainer Filter Number
CHEVROLET (cont.)					
CORSICA					
1989-87	L4 2.0L (1)		RE0204P AFS0204P		RF0002
1996	L4 2.2L (4)			RE0418S AFS0418S	
1995-93	L4 2.2L (4)		RE0216P AFS0216P	RE0234S AFS0234S	RF0003 RF0010
1992	L4 2.2L (4)		RE0207P AFS0207P		RF0003
1991-90	L4 2.2L (G)		RE0204P AFS0204P		RF0008
1989	V6 2.8L (W)		RE0207P AFS0207P		RF0002
1988	V6 2.8L (W)	From VIN# 200,001 to 500,000	RE0206P AFS0206P		RF0002
1988	V6 2.8L (W)	From VIN# 500,001	RE0207P AFS0207P		RF0002
1987	V6 2.8L (W)		RE0206P AFS0206P		RF0002
1996	V6 3.1L (M)			RE0418S AFS0418S	
1995-94	V6 3.1L (M)		RE0216P AFS0216P	RE0234S AFS0234S	RF0003 RF0010
1993	V6 3.1L (T)		RE0216P AFS0216P	RE0234S AFS0234S	RF0003 RF0010
1992	V6 3.1L (T)		RE0207P AFS0207P		RF0003
1991-90	V6 3.1L (T)		RE0207P AFS0207P		RF0008
CORVETTE					
1996	V8 5.7L (5)		RE0381P		RF0001
1996-92	V8 5.7L (P)		RE0381P		RF0001
1995-90	V8 5.7L (J)	2-Fuel Pumps & Strainers Required, ZR-1	RE0409P		RF0001
1991-90	V8 5.7L (8)		RE0207P AFS0207P		RF0001
1989-85	V8 5.7L (8)		RE0202P AFS0202P		RF0001
IMPALA, IMPALA SS					
2005-00	V6 3.4L (E)			RE0759S AFS0759S	
2008-06	V6 3.5L (N)			AFS0962S	
2005-04	V6 3.8L (1)	Impala SS		RE0759S AFS0759S	
2005-00	V6 3.8L (K)			RE0759S AFS0759S	
2007	V6 3.9L (R)			AFS0962S	
1985	V6 4.3L (Z)		RE0220P AFS0220P		RF0004
1996-94	V8 5.7L (P)	Impala SS	RE0209P AFS0209P		RF0004
LLV POSTAL VEHICLE					
1991-87	L4 2.5L (E)	13 Gal. Tank	RE0220P AFS0220P	AFS0783S	RF0004

AFS = New Fuel Pump/Assembly RE0 = Remanufactured Fuel Pump/Assembly

Year	Engine	Application Description	AFS/RE0 Pump Only Number	AFS/RE0 Assembly Number	Strainer Filter Number
CHEVROLET (cont.)					
LUMINA					
1993	L4 2.2L (4)		RE0204P AFS0204P		RF0001
1992-90	L4 2.5L (R)		RE0204P AFS0204P		RF0005
2001-00	V6 3.1L (J)			RE0757S AFS0757S	
1999	V6 3.1L (M)	w/ Onboard Fuel Vapor Recovery; w/ Module Code WGL		RE0398S AFS0398S	
1999	V6 3.1L (M)	Exc. Onboard Fuel Vapor Recovery; w/ Module Code WGG		RE0252S AFS0252S	
1998-97	V6 3.1L (M)			RE0252S AFS0252S	
1996-95	V6 3.1L (M)		RE0207P AFS0207P		RF0001
1994	V6 3.1L (T)		RE0207P AFS0207P		RF0001
1993-92	V6 3.1L (T)	Exc. Methanol Fuel Conversion	RE0207P AFS0207P		RF0005
1991-90	V6 3.1L (T)		RE0207P AFS0207P		RF0005
1997	V6 3.4L (X)			RE0253S AFS0253S	
1996-93	V6 3.4L (X)		RE0207P AFS0207P		RF0001
1992-91	V6 3.4L (X)		RE0207P AFS0207P		RF0005
1999	V6 3.8L (K)			RE0252S AFS0252S	
MALIBU (Including CLASSIC)					
2006-04	L4 2.2L (F)	New Body Style		AFS0932S	
2005-04	L4 2.2L (F)	Classic		RE0544S AFS0544S	
1999-98	L4 2.4L (T)			RE0434S AFS0434S	
1997	L4 2.4L (T)			RE0529S AFS0529S	
2003-00	V6 3.1L (J)			RE0544S AFS0544S	
1999-98	V6 3.1L (M;J)			RE0434S AFS0434S	
1997	V6 3.1L (M)			RE0529S AFS0529S	
2006-04	V6 3.5L (8)	Exc. MAXX Models		AFS0932S	
2006	V6 3.9L (1)	Malibu SS		AFS0932S	
METRO (Chevrolet and GEO)					
2000-98	L3 1.0L (6)		RE0427P AFS0427P		RF0055
1997-95	L3 1.0L (6)		RE0427P AFS0427P		RF0051
1994-91	L3 1.0L (6)	Exc. Turbo	AFS0343P		RF0048
1991-89	L3 1.0L (2)	Turbo Canada	RE0327P AFS0327P		RF0022
1990	L3 1.0L (6)	To Chassis #LK705226; Exc. Turbo	AFS0343P		RF0048
1990-89	L3 1.0L (6)	From Chassis #LK705225; Exc. Turbo	AFS0343P		RF0017
2001-98	L4 1.3L (2)		RE0427P AFS0427P		RF0055

AFS = New Fuel Pump/Assembly REO = Remanufactured Fuel Pump/Assembly

Year	Engine	Application Description	AFS/REO Pump Only Number	AFS/REO Assembly Number	Strainer Filter Number
CHEVROLET (cont.)					
METRO (Chevrolet and GEO) (cont.)					
1997-95	L4 1.3L (9)		RE0427P AFS0427P		RF0051
MONTE CARLO					
1999	V6 3.1L (M)	w/ Onboard Fuel Vapor Recovery; w/ Module Code WGL		RE0398S AFS0398S	
1999	V6 3.1L (M)	Exc. Onboard Fuel Vapor Recovery; w/ Module Code WGG		RE0252S AFS0252S	
1998-97	V6 3.1L (M)			RE0252S AFS0252S	
1996-95	V6 3.1L (M)		RE0207P AFS0207P		RF0001
2005-00	V6 3.4L (E)			RE0759S AFS0759S	
1997	V6 3.4L (X)			RE0253S AFS0253S	
1996-95	V6 3.4L (X)		RE0207P AFS0207P		RF0001
2007-06	V6 3.5L (N)			AFS0962S	
2005	V6 3.8L (1)	SS		RE0759S AFS0759S	
2005-00	V6 3.8L (K)			RE0759S AFS0759S	
2004	V6 3.8L (1)	w/ Supercharger		RE0759S AFS0759S	
1999	V6 3.8L (K)			RE0252S AFS0252S	
2006	V6 3.9L (1)			AFS0962S	
1988-86	V6 4.3L (Z)		RE0220P AFS0220P		RF0003
1985	V6 4.3L (Z)	w/ T.B.I.	RE0220P AFS0220P		RF0001
NOVA					
1988	L4 1.6L (5)	Fuel Inj.	RE0327P AFS0327P		RF0015
PRIZM (Chevrolet and GEO)					
1997-93	L4 1.6L (6)		RE0416P AFS0416P		RF0093
1992-90	L4 1.6L (5;6)	From VIN #LZ090311	RE0895P AFS0895P		RF0015
1990-89	L4 1.6L (6)	To VIN #LZ090310	RE0327P AFS0327P		RF0015
2002-98	L4 1.8L (8)		RE0416P AFS0416P		RF0093
1997-93	L4 1.8L (8)		AFS0416P		RF0093
SPECTRUM (Chevrolet and GEO)					
1989-87	L4 1.5L (9)	Turbo	AFS0205P		RF0024
SPRINT					
1988-87	L3 1.0L (2)	Turbo	RE0327P AFS0327P		RF0022
STORM					
1993-90	L4 1.6L (5)		RE0427P AFS0427P	RE0464F	RF0051
1993-90	L4 1.6L (6)		RE0427P AFS0427P	RE0464F	RF0051

AFS = New Fuel Pump/Assembly RE0 = Remanufactured Fuel Pump/Assembly

Year	Engine	Application Description	AFS/RE0 Pump Only Number	AFS/RE0 Assembly Number	Strainer Filter Number
CHEVROLET / GEO TRUCK					
40-90 Series					
1984-81	V8 7.0L	70 Series, w/ 50 Gal. Step Tank	AFS0982P	RE0982P	
ASTRO VAN					
1990-87	L4 2.5L (E)		RE0220P AFS0220P	AFS0801S	RF0004
1986-85	L4 2.5L (E)		RE0220P AFS0220P		RF0002
2005-02	V6 4.3L (X)			RE0755S AFS0755S	
2001-00	V6 4.3L (W)			RE0755S AFS0755S	
1999-97	V6 4.3L (W)			RE0530S AFS0530S	
1996-92	V6 4.3L (W)		RE0209P AFS0209P	AFS0798S	RF0004
1994-87	V6 4.3L (B)		RE0220P AFS0220P	AFS0801S	RF0004
1994-87	V6 4.3L (Z)		RE0220P AFS0220P	AFS0801S	RF0004
1986	V6 4.3L (Z)		RE0220P AFS0220P		RF0002
AVALANCHE					
2007-04	V8 5.3L (J)			RE0957S AFS0957S	
AVALANCHE 1500					
2006-04	V8 5.3L (T)	1500		RE0957S AFS0957S	
2003-02	V8 5.3L (T)	1500; 1/2 Ton; Exc. Export		RE0853S AFS0853S	
AVALANCHE 2500					
2006-04	V8 8.1L (G)	2500; Front Tank		AFS0961S	
2006-04	V8 8.1L (G)	2500, Rear Tank		RE1010S AFS1010S	
2003-02	V8 8.1L (G)	2500; 3/4 Ton; Front Tank; Exc. Export		RE0854S AFS0854S	
2003-02	V8 8.1L (G)	2500; 3/4 Ton; Rear Tank; w/o Calif. Emissions; Exc. Export		AFS0865S	
2003-02	V8 8.1L (G)	2500, Rear Tank, w/ Calif Emissions, Exc. Export		RE1008S AFS1008S	
BLAZER FULL SIZE					
1987	V8 5.0L (H)	31 Gallon Tank	RE0220P AFS0220P	AFS0793S	RF0001
1987	V8 5.0L (H)	25 Gal. Tank 4 outlet	RE0220P AFS0220P		RF0001
1994-92	V8 5.7L (K)	2 Dr. w/ Harness Code VCF, VRX	RE0220P AFS0220P	AFS0795S	RF0001
1991-87	V8 5.7L (K)	31 Gal. Tank 4 outlet	RE0220P AFS0220P	AFS0793S	RF0001
1988-87	V8 5.7L (K)	25 Gal. Tank 4 outlet	RE0220P AFS0220P		RF0001
1994	V8 6.5L (S)	Turbo Diesel; Frame Mounted	AFS0384P		
C1500 PICKUP					
1998-97	V6 4.3L (W)	w/ Module Codes GAV, GAL, GAP		RE0523S AFS0523S	
1996	V6 4.3L (W)	w/ Driver Side Mount	RE0209P AFS0209P	AFS0844S	RF0004

AFS = New Fuel Pump/Assembly RE0 = Remanufactured Fuel Pump/Assembly

Year	Engine	Application Description	AFS/RE0 Pump Only Number	AFS/RE0 Assembly Number	Strainer Filter Number
CHEVROLET / GEO TRUCK (cont.)					
C1500 PICKUP (cont.)					
1995-88	V6 4.3L (Z)	w/ Driver Side Mount	RE0220P AFS0220P	RE0779S AFS0779S	RF0004
1999	V8 5.0L (M)	w/ Module Codes GDJ, GFK		RE0523S AFS0523S	
1999-98	V8 5.0L (M)	w/ Module Codes GAV, GAL, GAP		RE0523S AFS0523S	
1997-96	V8 5.0L (M)	w/ Driver Side Mount	RE0209P AFS0209P	AFS0844S	RF0004
1995-88	V8 5.0L (H)	w/ Driver Side Mount	RE0220P AFS0220P	RE0779S AFS0779S	RF0004
1999-98	V8 5.7L (R)	w/ Module Codes GAV, GAL, GAP		RE0523S AFS0523S	
1999-98	V8 5.7L (R)	w/ Module Codes GDJ, GFK		RE0523S AFS0523S	
1998	V8 5.7L (R)	w/ Module Code GDX		RE0480S AFS0480S	
1998	V8 5.7L (R)	w/ Module Code GFP		RE0439S AFS0439S	
1997-96	V8 5.7L (R)	w/ Driver Side Mount	RE0209P AFS0209P	AFS0844S	RF0004
1995-92	V8 5.7L (K)	w/ Sender Codes VAH, VEC, VRA, VRR or VSD	RE0220P AFS0220P	RE0779S AFS0779S	RF0004
1995-91	V8 5.7L (K)	Rear Mount; Cab Chassis; 31 Gal. Tank; w/ 135.5", 159.5" or 183.5" Wheelbase	RE0220P AFS0220P	AFS0791S	RF0002
1991-88	V8 5.7L (K)	w/ Driver Side Mount	RE0220P AFS0220P	AFS0779S	RF0004
1993-88	V8 6.2L (C;J)	Diesel	AFS0201P		
1998-94	V8 6.5L (F;S)	Turbo Frame Mounted	AFS0384P		
1995-94	V8 6.5L (P)	Diesel: Frame Mounted	AFS0384P		
1999	V8 7.4L (J)	w/ Module Codes GDJ, GFK		RE0523S AFS0523S	
1995-91	V8 7.4L (N)	w/ Driver Side Mount	RE0220P AFS0220P	RE0779S AFS0779S	RF0002
C2500 PICKUP					
1995-88	V6 4.3L (Z)	w/ Driver Side Mount	RE0220P AFS0220P	RE0779S AFS0779S	RF0004
1998	V8 5.0L (M)	w/ Module Codes GAV, GAL, GAP		RE0523S AFS0523S	
1997-96	V8 5.0L (M)	w/ Driver Side Mount	RE0209P AFS0209P	AFS0844S	RF0004
1995-88	V8 5.0L (H)	w/ Driver Side Mount	RE0220P AFS0220P	RE0779S AFS0779S	RF0004
2000	V8 5.7L (R)	w/ Module Codes GFS, GFR		RE0440S AFS0440S	
2000-98	V8 5.7L (R)	w/ Module Codes GAV, GAL, GAP		RE0523S AFS0523S	
2000-98	V8 5.7L (R)	w/ Module Codes GDJ, GFK		RE0523S AFS0523S	
2000-98	V8 5.7L (R)	w/ Module Code GFP		RE0439S AFS0439S	
2000-98	V8 5.7L (R)	w/ Module Code GFT		RE0442S AFS0442S	
1999-98	V8 5.7L (R)	w/ Module Code GDX		RE0480S AFS0480S	
1997-96	V8 5.7L (R)	w/ Driver Side Mount	RE0209P AFS0209P	AFS0844S	RF0004
1995-91	V8 5.7L (K)	Rear Mount; Cab Chassis; w/ 31 Gal. Tank	RE0220P AFS0220P	AFS0791S	RF0002

AFS = New Fuel Pump/Assembly RE0 = Remanufactured Fuel Pump/Assembly

Year	Engine	Application Description	AFS/RE0 Pump Only Number	AFS/RE0 Assembly Number	Strainer Filter Number
CHEVROLET / GEO TRUCK (cont.)					
C2500 PICKUP (cont.)					
1995-88	V8 5.7L (K)	w/ Driver Side Mount	RE0220P AFS0220P	RE0779S AFS0779S	RF0004
1993-88	V8 6.2L (C:J)	Diesel	AFS0201P		
2000-99	V8 6.5L (F)	Diesel: Frame Mounted	AFS0407P		
1998-94	V8 6.5L (F:S)	Turbo Frame Mounted	AFS0384P		
1995-94	V8 6.5L (P)	Diesel: Frame Mounted	AFS0384P		
1993-92	V8 6.5L (F)	Diesel	AFS0201P		
2000-99	V8 7.4L (J)	Frame Mounted: w/ Aux. Rear Tank	AFS0407P		
2000-98	V8 7.4L (J)	w/ Module Codes GAV, GAL, GAP		RE0523S AFS0523S	
2000-98	V8 7.4L (J)	w/ Module Codes GDJ, GFK		RE0523S AFS0523S	
2000-98	V8 7.4L (J)	w/ Module Code GFT		RE0442S AFS0442S	
1999	V8 7.4L (J)	w/ Module Code GDX		RE0480S AFS0480S	
1995-94	V8 7.4L (N)	w/ Module Codes VCD: VRY: VPN: VRZ	AFS0204P	AFS0845S	RF0002
1995-91	V8 7.4L (N)	w/ Driver Side Mount	RE0220P AFS0220P	RE0779S AFS0779S	RF0002
C3500 PICKUP					
2000-99	V8 5.7L (R)	Frame Mounted: w/ Aux. Rear Tank	AFS0407P		
2000-98	V8 5.7L (R)	w/ Module Codes GAV, GAL, GAP		RE0523S AFS0523S	
2000-98	V8 5.7L (R)	w/ Module Codes GDJ, GFK		RE0523S AFS0523S	
2000-98	V8 5.7L (R)	w/ Module Code GFS		RE0440S AFS0440S	
2000-98	V8 5.7L (R)	w/ Module Code GFP		RE0439S AFS0439S	
2000-98	V8 5.7L (R)	w/ Module Code GFT		RE0442S AFS0442S	
2000-98	V8 5.7L (R)	w/ Module Code GFR		RE0440S AFS0440S	
1999-98	V8 5.7L (R)	w/ Module Code GDX		RE0480S AFS0480S	
1997-96	V8 5.7L (R)	w/ Driver Side Mount	RE0209P AFS0209P	AFS0844S	RF0004
1995-91	V8 5.7L (K)	Rear Mount; Cab Chassis; w/ 31 Gal. Tank	RE0220P AFS0220P	AFS0791S	RF0002
1995-88	V8 5.7L (K)	w/ Driver Side Mount; Exc. Cab Chassis	RE0220P AFS0220P	RE0779S AFS0779S	RF0004
1993-88	V8 6.2L (C:J)	Diesel	AFS0201P		
2002-01	V8 6.5L (F)	Frame Mounted: w/ Aux. Rear Tank	AFS0407P		
2000-99	V8 6.5L (F)	Diesel: Frame Mounted	AFS0407P		
1998-94	V8 6.5L (F:S)	Turbo Frame Mounted	AFS0384P		
1993-92	V8 6.5L (F)	Diesel	AFS0201P		
2000-99	V8 7.4L (J)	Frame Mounted: w/ Aux. Rear Tank	AFS0407P		
2000-98	V8 7.4L (J)	w/ Module Codes GAV, GAL, GAP		RE0523S AFS0523S	
2000-98	V8 7.4L (J)	w/ Module Codes GDJ, GFK		RE0523S AFS0523S	
2000-98	V8 7.4L (J)	w/ Module Code GFS		RE0440S	
2000-98	V8 7.4L (J)	w/ Module Code GFP		RE0439S AFS0439S	
2000-98	V8 7.4L (J)	w/ Module Code GFT		RE0442S AFS0442S	
2000-98	V8 7.4L (J)	w/ Module Code GFR		RE0440S	

AFS = New Fuel Pump/Assembly RE0 = Remanufactured Fuel Pump/Assembly

Year	Engine	Application Description	AFS/RE0 Pump Only Number	AFS/RE0 Assembly Number	Strainer Filter Number
CHEVROLET / GEO TRUCK (cont.)					
C3500 PICKUP (cont.)					
1999	V8 7.4L (J)	w/ Module Code GDY		RE0480S AFS0480S	
1997-96	V8 7.4L (J)	w/ Driver Side Mount; Exc. Cab Chassis	RE0209P AFS0209P	AFS0844S	RF0002
1995-94	V8 7.4L (N)	w/ Module Codes VCD; VRY; VPN; VRZ		AFS0845S	
1995-88	V8 7.4L (N)	w/ Driver Side Mount; Exc. Cab Chassis	RE0220P AFS0220P	RE0779S AFS0779S	RF0002
1993-91	V8 7.4L (N)	Rear Mount; Cab Chassis; w/ 31 Gal. Tank	RE0220P AFS0220P	AFS0791S	RF0002
COLORADO					
2006	L4 2.8L (8)			AFS0966S	
2005-04	L4 2.8L (8)			RE0852S AFS0852S	
2008-07	L4 2.9L (9)			AFS0966S	
2006	L5 3.5L (6)			AFS0966S	
2005-04	L5 3.5L (6)			RE0852S AFS0852S	
2008-07	L5 3.7L (E)			AFS0966S	
EL CAMINO					
1987-85	V6 4.3L (Z)		RE0220P AFS0220P		RF0001
EXPRESS 1500					
2008-05	V6 4.3L (X)	w/ LH Side Door		RE0913S	
2008-05	V6 4.3L (X)	w/o LH Side Door		RE0912S	
2004-03	V6 4.3L (X)			RE0890S AFS0890S	
2002-98	V6 4.3L (W)	w/ Module Code VAY		RE0454S AFS0454S	
2002-98	V6 4.3L (W)	w/ Module Code VAZ		RE0449S AFS0449S	
2001-98	V6 4.3L (W)	w/ Fuel Fitting for Aux. Power Unit, w/o Pressure Switch		RE0825S	
1997	V6 4.3L (W)	w/o Pressure Sensor		RE0499S AFS0499S	
1996	V6 4.3L (W)	w/ 31 Gal. Tank		RE0525S AFS0525S	
2002-98	V8 5.0L (M)	w/ Fuel Fitting for Aux. Power Unit, w/o Pressure Switch		RE0825S AFS0825S	
2002-98	V8 5.0L (M)	w/ Module Code VAY		RE0454S AFS0454S	
2002-98	V8 5.0L (M)	w/ Module Code VAZ		RE0449S AFS0449S	
1997	V8 5.0L (M)	Pass & Cargo/Panel Vans; w/o Pressure Sensor		RE0449S AFS0449S	
1996	V8 5.0L (M)	Pass.& Cargo/Panel Vans; w/ 31 Gal. Tank		RE0525S AFS0525S	
2007	V8 5.3L (Z)	w/ Flex Fuel		RE0938S	
2007-04	V8 5.3L (T)	w/ LH Side Door		RE0913S	
2007-04	V8 5.3L (T)	w/o LH Side Door		RE0912S	
2003	V8 5.3L (T)			RE0890S AFS0890S	
2002-01	V8 5.7L (R)	w/ 35 Gal. Tank; w/o Pressure Switch		RE0823S AFS0823S	
2002-01	V8 5.7L (R)	Cutaway Van; w/ 35 Gal. Tank; w/ Pressure Switch		RE0885S AFS0885S	
2002-01	V8 5.7L (R)	w/ Fuel Fitting for Aux. Power Unit, w/ Pressure Switch		RE0826S AFS0826S	

AFS = New Fuel Pump/Assembly RE0 = Remanufactured Fuel Pump/Assembly

Year	Engine	Application Description	AFS/RE0 Pump Only Number	AFS/RE0 Assembly Number	Strainer Filter Number
CHEVROLET / GEO TRUCK (cont.)					
EXPRESS 1500 (cont.)					
2002-01	V8 5.7L (R)	w/ Calif. Emissions, w/ Fitting For Take Off Fuel Line; w/ Pressure Switch		RE0826S AFS0826S	
2002-99	V8 5.7L (R)	w/ Module Code VAZ		RE0449S AFS0449S	
2002-98	V8 5.7L (R)	w/ Fuel Fitting for Aux. Power Unit, w/o Pressure Switch		RE0825S AFS0825S	
2002-98	V8 5.7L (R)	w/ Module Code VAY		RE0454S AFS0454S	
1997	V8 5.7L (R)	Pass & Cargo/Panel Vans; w/o Pressure Sensor		RE0449S AFS0449S	
1996	V8 5.7L (R)	w/ 31 Gal. Tank; w/ Module Code VAJ		RE0525S AFS0525S	
EXPRESS 2500					
2005	V6 4.3L (X)	w/ LH Side Door		RE0913S	
2005	V6 4.3L (X)	w/o LH Side Door		RE0912S	
2004-03	V6 4.3L (X)			RE0890S AFS0890S	
2002-01	V6 4.3L (W)	w/ 35 Gal. Tank; w/o Pressure Switch		RE0823S AFS0823S	
2002-98	V6 4.3L (W)	w/ Module Code VAY		RE0454S AFS0454S	
2002-98	V6 4.3L (W)	w/ Module Code VAZ		RE0449S AFS0449S	
2001-98	V6 4.3L (W)	w/ Fuel Fitting for Aux. Power Unit, w/o Pressure Switch		RE0825S AFS0825S	
1997	V6 4.3L (W)	w/o Pressure Sensor		RE0499S	
1996	V6 4.3L (W)	w/ 31 Gal. Tank; w/ Module Code VAJ		RE0525S AFS0525S	
2008-04	V8 4.8L (V)	w/ LH Side Door		RE0913S	
2008-04	V8 4.8L (V)	w/o LH Side Door		RE0912S	
2003	V8 4.8L (V)			RE0890S	
2002-98	V8 5.0L (M)	w/ Fuel Fitting for Aux. Power Unit, w/o Pressure Switch		RE0825S	
2002-98	V8 5.0L (M)	w/ Module Code VAY		RE0454S AFS0454S	
2002-98	V8 5.0L (M)	w/ Module Code VAZ		RE0449S AFS0449S	
1997	V8 5.0L (M)	Pass & Cargo/Panel Vans; w/o Pressure Sensor		RE0449S AFS0449S	
1996	V8 5.0L (M)	w/ 31 Gal. Tank; w/ Module Code VAJ		RE0525S AFS0525S	
2005-04	V8 5.3L (T)	w/ LH Side Door		RE0913S	
2005-04	V8 5.3L (T)	w/o LH Side Door		RE0912S	
2003	V8 5.3L (T)			RE0890S AFS0890S	
2002-01	V8 5.7L (R)	w/ 35 Gal. Tank; w/o Pressure Switch		RE0823S AFS0823S	
2002-01	V8 5.7L (R)	Cutaway Van; w/ 35 Gal. Tank; w/ Pressure Switch		RE0885S AFS0885S	
2002-01	V8 5.7L (R)	w/ Fuel Fitting for Aux. Power Unit, w/ Pressure Switch		RE0826S AFS0826S	
2002-01	V8 5.7L (R)	w/ Calif. Emissions, w/ Fitting For Take Off Fuel Line; w/ Pressure Switch		RE0826S AFS0826S	
2002-99	V8 5.7L (R)	w/ Module Code VAZ		RE0449S AFS0449S	
2002-98	V8 5.7L (R)	w/ Fuel Fitting for Aux. Power Unit, w/o Pressure Switch		RE0825S AFS0825S	

AFS = New Fuel Pump/Assembly REO = Remanufactured Fuel Pump/Assembly

Year	Engine	Application Description	AFS/REO Pump Only Number	AFS/REO Assembly Number	Strainer Filter Number
CHEVROLET / GEO TRUCK (cont.)					
EXPRESS 2500 (cont.)					
2002-98	V8 5.7L (R)	w/ Module Code VAY		RE0454S AFS0454S	
1997	V8 5.7L (R)	Pass & Cargo/Panel Vans; w/o Pressure Sensor		RE0449S AFS0449S	
1996	V8 5.7L (R)	w/ 31 Gal. Tank; w/ Module Code VAJ		RE0525S AFS0525S	
2008-04	V8 6.0L (U)	w/ LH Side Door		RE0913S	
2008-04	V8 6.0L (U)	w/o LH Side Door		RE0912S	
2003	V8 6.0L (U)			RE0890S AFS0890S	
2002-99	V8 6.5L (F)	Diesel; Frame Mounted	AFS0407P		
1998-96	V8 6.5L (F)	Diesel; Frame Mounted	AFS0384P		
EXPRESS 3500					
2002-01	V8 5.7L (R)	w/ 35 Gal. Tank; w/o Pressure Switch		RE0823S AFS0823S	
2002-01	V8 5.7L (R)	Cutaway Van; w/ 35 Gal. Tank; w/ Pressure Switch		RE0885S AFS0885S	
2002-01	V8 5.7L (R)	w/ Fuel Fitting for Aux. Power Unit, w/ Pressure Switch		RE0826S AFS0826S	
2002-98	V8 5.7L (R)	w/ Fuel Fitting for Aux. Power Unit, w/o Pressure Switch		RE0825S AFS0825S	
2002-98	V8 5.7L (R)	Commercial & RV Cutaway; w/ 55 Gal. Tank; w/ Module Code GFH		RE0454S AFS0454S	
2002-98	V8 5.7L (R)	w/ Module Code VAY		RE0454S AFS0454S	
2002-98	V8 5.7L (R)	w/ Module Code VAZ		RE0449S AFS0449S	
2000-98	V8 5.7L (R)	Commercial & RV Cutaway; w/ Calif. Emissions; w/ 35 Gal. Tank; w/ Module Code GFY		RE0393S AFS0393S	
2000-98	V8 5.7L (R)	Commercial & RV Cutaway; w/o Calif. Emissions; w/35 Gal. Tank; w/ Module Codes GFG, GFZ		RE0484S AFS0484S	
2000-98	V8 5.7L (R)	Commercial & RV Cutaway; w/ 55 Gal. Tank, Code VBX, w/o Pressure Switch		RE0449S AFS0449S	
1997	V8 5.7L (R)	Commercial & RV Cutaway; w/ 55 Gal. Tank		RE0449S AFS0449S	
1997	V8 5.7L (R)	Commercial & RV Cutaway; w/ 35 Gal. Tank		RE0483S AFS0483S	
1997	V8 5.7L (R)	Pass & Cargo/Panel Vans; w/o Pressure Sensor. w/Code VAZ		RE0449S AFS0449S	
1996	V8 5.7L (R)	Commercial & RV Cutaway; w/ 35 Gal. Tank		RE0524S	
1996	V8 5.7L (R)	w/ 31 Gal. Tank; w/ Module Code VAJ		RE0525S AFS0525S	
2008-04	V8 6.0L (U)	w/ LH Side Door		RE0913S	
2008-04	V8 6.0L (U)	w/o LH Side Door		RE0912S	
2003	V8 6.0L (U)			RE0890S AFS0890S	
2003	V8 6.0L (U)	w/ 55 Gal. Tank; w/ Pressure Switch		RE0888S AFS0888S	
2003	V8 6.0L (U)	w/ 55 Gal. Tank; w/o Pressure Switch		RE0889S	
2002-99	V8 6.5L (F)	Diesel; Frame Mounted	AFS0407P		
1998-96	V8 6.5L (F)	Diesel; Frame Mounted	AFS0384P		
2000-98	V8 7.4L (J)	w/ Fuel Fitting for Aux. Power Unit, w/o Pressure Switch		RE0825S	
2000-98	V8 7.4L (J)	Commercial & RV Cutaway; w/o Calif. Emissions; w/ 55 Gal. Tank; w/ Module Code GFJ		RE0449S AFS0449S	

AFS = New Fuel Pump/Assembly RE0 = Remanufactured Fuel Pump/Assembly

Year	Engine	Application Description	AFS/RE0 Pump Only Number	AFS/RE0 Assembly Number	Strainer Filter Number
CHEVROLET / GEO TRUCK (cont.)					
EXPRESS 3500 (cont.)					
2000-98	V8 7.4L (J)	Commercial & RV Cutaway; w/ Calif. Emissions; w/ 55 Gal. Tank; w/ Module Code GFH		RE0454S AFS0454S	
2000-98	V8 7.4L (J)	Commercial & RV Cutaway; w/ Calif. Emissions; w/ 35 Gal. Tank; w/ Module Code GFY		RE0393S AFS0393S	
2000-98	V8 7.4L (J)	Commercial & RV Cutaway; w/o Calif. Emissions; w/35 Gal. Tank; w/ Module Codes GFG, GFZ		RE0484S AFS0484S	
2000-98	V8 7.4L (J)	w/ Module Code VAY		RE0454S AFS0454S	
2000-98	V8 7.4L (J)	Commercial & RV Cutaway; w/ 55 Gal. Tank, Code VBX, w/o Pressure Switch		RE0449S AFS0449S	
2000-96	V8 7.4L (J)	w/ Module Code VAZ		RE0449S AFS0449S	
1997	V8 7.4L (J)	Commercial & RV Cutaway; w/ 55 Gal. Tank		RE0449S AFS0449S	
1997	V8 7.4L (J)	Commercial & RV Cutaway; w/ 35 Gal. Tank		RE0483S AFS0483S	
1996	V8 7.4L (J)	Pass.& Cargo/Panel Vans; w/ 31 Gal. Tank		RE0525S AFS0525S	
1996	V8 7.4L (J)	Commercial & RV Cutaway; w/ Calif. Emissions; w/ 55 Gal. Tank		RE0526S	
1996	V8 7.4L (J)	Commercial & RV Cutaway; w/ Calif. Emissions; w/ 35 Gal. Tank		RE0524S	
2002-01	V8 8.1L (G)	w/ Fuel Fitting for Aux. Power Unit, w/o Pressure Switch		RE0825S AFS0825S	
2002-01	V8 8.1L (G)	Commercial & RV Cutaway; w/o Calif. Emissions; w/ 55 Gal. Tank; w/ Module Code GFJ		RE0449S AFS0449S	
2002-01	V8 8.1L (G)	Cutaway Van; w/ 35 Gal. Tank; w/ Pressure Switch		RE0885S AFS0885S	
2002-01	V8 8.1L (G)	w/ Fuel Fitting for Aux. Power Unit, w/ Pressure Switch		RE0826S AFS0826S	
2002-01	V8 8.1L (G)	Commercial & RV Cutaway; w/ 55 Gal. Tank; w/ Module Code GFH		RE0454S AFS0454S	
2002-01	V8 8.1L (G)	Pass. & Cargo/Panel Vans; w/ Module Code VAZ		RE0449S AFS0449S	
2002-01	V8 8.1L (G)	Cutaway Van; w/ 35 Gal. Tank; w/o Pressure Switch		RE0823S AFS0823S	
2002-01	V8 8.1L (G)	Pass & Cargo/Panel Vans; w/ Module Code VAY; w/ Pressure Sensor; w/o Fuel Fitting for Auxiliary Units		RE0454S AFS0454S	
2002-01	V8 8.1L (G)	w/ Code VAY, W/ Pressure Switch		RE0454S AFS0454S	
2001	V8 8.1L (G)	w/ Fuel Fitting for Aux. Power Unit, w/ Module Code VBX		RE0825S AFS0825S	
G SERIES VANS					
1995-87	V6 4.3L (Z)	G10; G20; G30	RE0220P AFS0220P	AFS0797S	RF0004
1995-87	V8 5.0L (H)	G10; G20	RE0220P AFS0220P	AFS0797S	RF0004
1996	V8 5.7L (R)	G30; w/ 31 Gal. Tank; w/ Module Code VAJ		RE0525S AFS0525S	
1995-87	V8 5.7L (K)	G10; G20; G30	RE0220P AFS0220P	AFS0797S	RF0004
1988	V8 6.2L (C)	G20; Commercial & RV Cutaway; w/ Diesel, In-Line Electric	AFS0201P		

AFS = New Fuel Pump/Assembly RE0 = Remanufactured Fuel Pump/Assembly

Year	Engine	Application Description	AFS/RE0 Pump Only Number	AFS/RE0 Assembly Number	Strainer Filter Number
CHEVROLET / GEO TRUCK (cont.)					
G SERIES VANS (cont.)					
1988	V8 6.2L (J)	G30; Commercial & RV Cutaway; w/ Diesel, In-Line Electric	AFS0201P		
1996	V8 6.5L (F)	G30; Diesel; Frame Mounted	AFS0384P		
1996	V8 7.4L (J)	G30; Pass.& Cargo/Panel Vans; w/ 31 Gal. Tank		RE0525S AFS0525S	
1996	V8 7.4L (J)	G30; Commercial & RV Cutaway; w/ 35 Gal. Tank		RE0524S	
1996	V8 7.4L (J)	G30; Commercial & RV Cutaway; w/ 55 Gal. Tank		RE0526S	
1996	V8 7.4L (J)	G30; w/ Module Code VAZ		RE0449S AFS0449S	
1996-94	V8 7.4L (N)	G30	RE0204P AFS0204P		RF0004
1993-88	V8 7.4L (N)	G30	RE0220P AFS0220P	AFS0797S	RF0004
K1500 PICKUP					
1998	V6 4.3L (W)	w/ Module Codes GAV, GAL, GAP		RE0523S AFS0523S	
1998-97	V6 4.3L (W)	w/ Module Codes GDJ, GFK, GAV		RE0523S AFS0523S	
1996	V6 4.3L (W)	w/ Driver Side Mount	RE0209P AFS0209P	AFS0844S	RF0004
1995-88	V6 4.3L (Z)	w/ Driver Side Mount	RE0220P AFS0220P	RE0779S AFS0779S	RF0002
1999	V8 5.0L (M)	w/ Module Codes GDJ, GFK		RE0523S AFS0523S	
1999-98	V8 5.0L (M)	w/ Module Codes GAV, GAL, GAP		RE0523S AFS0523S	
1997-96	V8 5.0L (M)	w/ Driver Side Mount	RE0209P AFS0209P	AFS0844S	RF0004
1995-88	V8 5.0L (H)	w/ Driver Side Mount	RE0220P AFS0220P	RE0779S AFS0779S	RF0002
1999	V8 5.7L (R)	w/ Module Codes GDJ, GFK		RE0523S AFS0523S	
1999-98	V8 5.7L (R)	w/ Module Codes GAV, GAL, GAP		RE0523S AFS0523S	
1997-96	V8 5.7L (R)	w/ Driver Side Mount	RE0209P AFS0209P	AFS0844S	RF0004
1995-88	V8 5.7L (K)	w/ Driver Side Mount	RE0220P AFS0220P	RE0779S AFS0779S	RF0002
1993-88	V8 6.2L (C)	Diesel	AFS0201P		
1998-94	V8 6.5L (F;S)	Diesel; Frame Mounted	AFS0384P		
1995-94	V8 6.5L (P)	Diesel; Frame Mounted	AFS0384P		
K2500 PICKUP					
1995-88	V6 4.3L (Z)	w/ Driver Side Mount	RE0220P AFS0220P	RE0779S AFS0779S	RF0002
1997-96	V8 5.0L (M)	w/ Driver Side Mount	RE0209P AFS0209P	AFS0844S	RF0004
1995-88	V8 5.0L (H)	w/ Driver Side Mount	RE0220P AFS0220P	RE0779S AFS0779S	RF0002
2000-98	V8 5.7L (R)	w/ Module Codes GAV, GAL, GAP		RE0523S AFS0523S	
2000-98	V8 5.7L (R)	w/ Module Codes GDJ, GFK		RE0523S AFS0523S	
2000-98	V8 5.7L (R)	w/ Module Code GFT		RE0442S AFS0442S	

AFS = New Fuel Pump/Assembly RE0 = Remanufactured Fuel Pump/Assembly

Year	Engine	Application Description	AFS/RE0 Pump Only Number	AFS/RE0 Assembly Number	Strainer Filter Number
CHEVROLET / GEO TRUCK (cont.)					
K2500 PICKUP (cont.)					
1999-98	V8 5.7L (R)	w/ Module Code GDX		RE0480S AFS0480S	
1997-96	V8 5.7L (R)	w/ Driver Side Mount	RE0209P AFS0209P	AFS0844S	RF0004
1995-88	V8 5.7L (K)	w/ Driver Side Mount	RE0220P AFS0220P	RE0779S AFS0779S	RF0002
1993-88	V8 6.2L (C;J)	Diesel	AFS0201P		
2000-99	V8 6.5L (F)	Diesel: Frame Mounted	AFS0407P		
1998-94	V8 6.5L (F;S)	Diesel: Frame Mounted	AFS0384P		
1995-94	V8 6.5L (P)	Diesel: Frame Mounted	AFS0384P		
1993-92	V8 6.5L (F)	Diesel	AFS0201P		
2000-98	V8 7.4L (J)	w/ Module Codes GAV, GAL, GAP		RE0523S AFS0523S	
2000-98	V8 7.4L (J)	w/ Module Codes GDJ, GFK		RE0523S AFS0523S	
2000-98	V8 7.4L (J)	w/ Module Code GFT		RE0442S AFS0442S	
1999-98	V8 7.4L (J)	w/ Module Code GDX		RE0480S AFS0480S	
1997-96	V8 7.4L (J)	w/ Driver Side Mount	RE0209P AFS0209P	AFS0844S	RF0004
1995-94	V8 7.4L (N)	w/ Module Codes VCD; VRY; VPN; VRZ		AFS0845S	
1995-91	V8 7.4L (N)	w/ Driver Side Mount	RE0220P AFS0220P	RE0779S AFS0779S	RF0001
K3500 PICKUP					
2000-99	V8 5.7L (R)	Frame Mounted: w/ Aux. Rear Tank	AFS0407P		
2000-98	V8 5.7L (R)	w/ Module Codes GAV, GAL, GAP		RE0523S AFS0523S	
2000-98	V8 5.7L (R)	w/ Module Code GFS		RE0440S	
2000-98	V8 5.7L (R)	w/ Module Code GFP		RE0439S AFS0439S	
2000-98	V8 5.7L (R)	w/ Module Code GFT		RE0442S AFS0442S	
2000-98	V8 5.7L (R)	w/ Module Code GFR		RE0440S	
1999-98	V8 5.7L (R)	w/ Module Codes GDJ, GFK		RE0523S AFS0523S	
1999-98	V8 5.7L (R)	w/ Module Code GDX		RE0480S AFS0480S	
1997-96	V8 5.7L (R)	w/ Driver Side Mount; Exc. Cab Chassis	RE0209P AFS0209P	AFS0844S	RF0004
1995-91	V8 5.7L (K)	Rear Mount; Cab Chassis; w/ 31 Gal. Tank	RE0220P AFS0220P	AFS0791S	RF0002
1995-88	V8 5.7L (K)	w/ Driver Side Mount; Exc. Cab Chassis	RE0220P AFS0220P	RE0779S AFS0779S	RF0004
1993-88	V8 6.2L (J)	Diesel	AFS0201P		
2000-99	V8 6.5L (F)	Diesel: Frame Mounted	AFS0407P		
1998-92	V8 6.5L (F)	Diesel	AFS0201P		
2000-99	V8 7.4L (J)	Frame Mounted: w/ Aux. Rear Tank	AFS0407P		
2000-98	V8 7.4L (J)	w/ Module Codes GAV, GAL, GAP		RE0523S AFS0523S	
2000-98	V8 7.4L (J)	w/ Module Codes GDJ, GFK		RE0523S AFS0523S	
2000-98	V8 7.4L (J)	w/ Module Code GFP		RE0439S AFS0439S	
2000-98	V8 7.4L (J)	w/ Module Code GFT		RE0442S AFS0442S	
2000-98	V8 7.4L (J)	w/ Module Code GFR		RE0440S	

AFS = New Fuel Pump/Assembly RE0 = Remanufactured Fuel Pump/Assembly

Year	Engine	Application Description	AFS/RE0 Pump Only Number	AFS/RE0 Assembly Number	Strainer Filter Number
CHEVROLET / GEO TRUCK (cont.)					
K3500 PICKUP (cont.)					
1999-98	V8 7.4L (J)	w/ Module Code GDY		RE0480S AFS0480S	
1998	V8 7.4L (J)	w/ Module Code GFS		RE0440S	
1997-96	V8 7.4L (J)	w/ Driver Side Mount; Exc. Cab Chassis	RE0209P AFS0209P	AFS0844S	RF0004
1995	V8 7.4L (N)	w/ H.D. Chassis Cab	RE0204P AFS0204P		RF0001
1995-94	V8 7.4L (N)	w/ Module Codes VCD; VRY; VPN; VRZ	RE0204P AFS0204P	AFS0845S	RF0002
1995-88	V8 7.4L (N)	w/ Driver Side Mount; Exc. Cab Chassis	RE0220P AFS0220P	AFS0779S	RF0004
1993-91	V8 7.4L (N)	Rear Mount; Cab Chassis; w/ 31 Gal. Tank	RE0220P AFS0220P	AFS0791S	RF0001
LUMINA APV VAN					
1995-90	V6 3.1L (D)		RE0220P AFS0220P		RF0005
1995-90	V6 3.1L (D)	w/ Harness Code UAG		AFS0800S	
1996	V6 3.4L (E)		RE0207P AFS0207P		RF0001
1995	V6 3.8L	w/Harness Codes UAF-22		AFS0799S	
1995-92	V6 3.8L (L)	w/ Methanol Fuel Conversion	RE0207P AFS0207P		RF0001
1994	V6 3.8L (L)	Exc. Methanol Fuel Conversion	RE0207P AFS0207P		RF0001
1994-92	V6 3.8L	w/o Flex Fuel; w/Harness Code UAF-22		AFS0799S	
P SERIES VAN					
1999-98	V6 4.3L (W)			RE0452S AFS0452S	
1997-96	V6 4.3L (W)		RE0209P AFS0209P		RF0001
1995-90	V6 4.3L (Z)		RE0208P AFS0208P		RF0001
1999-98	V8 5.7L (R)	School Bus		RE0453S	
1999-98	V8 5.7L (R)	w/ Calif. Emissions; Exc. School Bus		RE0447S	
1999-98	V8 5.7L (R)	w/o Calif. Emissions; Exc. School Bus		RE0452S AFS0452S	
1997-96	V8 5.7L (R)	Exc. School Bus	RE0209P AFS0209P		RF0001
1996	V8 5.7L (K)		RE0208P AFS0208P		RF0001
1995-92	V8 5.7L (K;7)		RE0208P AFS0208P		RF0001
1991-87	V8 5.7L (K)		RE0208P AFS0208P		RF0001
1989-88	V8 5.7L (K)	P2; 3 Series	RE0208P AFS0208P		RF0001
1988	V8 6.2L (C;J)	Diesel, In-Line Electric	AFS0201P		
1999	V8 6.5L (F)	Diesel; Frame Mounted	AFS0407P		
1999	V8 6.5L (Y)	Diesel	AFS0407P		
1998	V8 6.5L (Y)	Diesel; Frame Mounted	AFS0384P		
1998-94	V8 6.5L (F)	Diesel; Frame Mounted	AFS0384P		
1995	V8 6.5L (F;Y)	Diesel; Frame Mounted	AFS0407P		
1999-98	V8 7.4L (B)			RE0485S	
1999-98	V8 7.4L (J)	w/o 80 Gal. Tank		RE0452S AFS0452S	
1999-98	V8 7.4L (J)	w/ 80 Gal. Tank		RE0469S	

AFS = New Fuel Pump/Assembly RE0 = Remanufactured Fuel Pump/Assembly

Year	Engine	Application Description	AFS/RE0 Pump Only Number	AFS/RE0 Assembly Number	Strainer Filter Number
CHEVROLET / GEO TRUCK (cont.)					
P SERIES VAN (cont.)					
1997-96	V8 7.4L (J)		RE0209P AFS0209P		RF0001
1997-94	V8 7.4L (N)		RE0204P AFS0204P		RF0001
1993-90	V8 7.4L (N)		RE0208P AFS0208P		RF0001
1988-87	V8 7.4L (W)	P3 Motor Home	RE0208P AFS0208P		RF0002
R SERIES PICKUP					
1987	V6 4.3L (Z)	w/ F.I. Driver Side Mnt	RE0220P AFS0220P	AFS0784S	RF0001
1987	V6 4.3L (Z)	w/ F.I. Passenger Side Mnt	RE0220P AFS0220P	AFS0785S	RF0001
1987	V8 5.0L (H)	w/ F.I. Driver Side Mnt	RE0220P AFS0220P	AFS0784S	RF0001
1987	V8 5.0L (H)	w/ F.I. Passenger Side Mnt	RE0220P AFS0220P	AFS0784S	RF0001
1991-87	V8 5.7L (K)	w/ F.I. Passenger Side Mnt	RE0220P AFS0220P		RF0001
1991-87	V8 5.7L (K)	w/ F.I. Driver Side Mnt	RE0220P AFS0220P	AFS0784S	RF0001
1988	V8 6.2L (C;J)	Diesel. In-Line Electric	AFS0201P		
1991-87	V8 7.4L (N)	w/ F.I. Driver Side Mnt	RE0220P AFS0220P	AFS0784S	RF0001
1991-87	V8 7.4L (N)	w/ F.I. Passenger Side Mnt	RE0220P AFS0220P	AFS0785S	RF0001
S-10 BLAZER					
1988	L4 2.5L (E)	22 Gal. Tank; Quad Cab	RE0220P AFS0220P	AFS0781S	RF0001
1987-85	L4 2.5L (E)	13 Gal. Tank	RE0220P AFS0220P	AFS0783S	RF0001
1987-86	L4 2.5L (E)	22 Gal. Tank; Quad Cab	RE0220P AFS0220P	AFS0781S	RF0004
1989-86	V6 2.8L (R)	22 Gal. Tank; Quad Cab	RE0220P AFS0220P	AFS0781S	RF0001
1987-86	V6 2.8L (R)	13 Gal. Tank	RE0220P AFS0220P	AFS0783S	RF0001
2005-03	V6 4.3L (W)	2 Dr.		RE0827S AFS0827S	
2005-03	V6 4.3L (W;X)	4 Dr.		RE0481S AFS0481S	
2002-99	V6 4.3L (W)	4 Dr.		RE0481S AFS0481S	
2002-99	V6 4.3L (W)	2 Dr.		RE0438S AFS0438S	
1998	V6 4.3L (W)	2 Dr.		RE0438S AFS0438S	
1998	V6 4.3L (W)	4 Dr.; w/o 18 Gal. Tank; w/ Steel Tank		RE0545S AFS0545S	
1998	V6 4.3L (W)	4 Dr.; w/ 18 Gal. Tank; w/ Plastic Tank		RE0481S AFS0481S	
1997	V6 4.3L (W)	4 Dr.		RE0545S AFS0545S	
1997	V6 4.3L (W)	2 Dr.		RE0438S AFS0438S	
1996	V6 4.3L (W)	4 Dr.		RE0240S AFS0240S	

AFS = New Fuel Pump/Assembly RE0 = Remanufactured Fuel Pump/Assembly

Year	Engine	Application Description	AFS/RE0 Pump Only Number	AFS/RE0 Assembly Number	Strainer Filter Number
CHEVROLET / GEO TRUCK (cont.)					
S-10 BLAZER (cont.)					
1996	V6 4.3L (W)	2 Dr.		RE0244S AFS0244S	
1995	V6 4.3L (W)		RE0209P AFS0209P		RF0004
1994-92	V6 4.3L (W)	22 Gal. Tank; Quad Cab	RE0209P AFS0209P	AFS0780S	RF0004
1994-92	V6 4.3L (Z)	20 Gal. Tank w/Harness Code SFT, SET, SEY	RE0220P AFS0220P	AFS0846S	RF0004
1991-88	V6 4.3L (Z)	22 Gal. Tank; Quad Cab	RE0220P AFS0220P	AFS0781S	RF0004
S-10 PICKUP					
2003-00	L4 2.2L (5;H)			RE0893S	
2000-97	L4 2.2L (4)			RE0429S AFS0429S	
1996	L4 2.2L (4)			RE0239S AFS0239S	
1995-94	L4 2.2L (4)	20 Gal. Tank w/ Harness Code SEN, SEZ, VPW, VPX	RE0206P AFS0206P	AFS0786S	RF0004
1993-92	L4 2.5L (A)	13 Gal. Tank	RE0220P AFS0220P	AFS0790S	RF0002
1993-92	L4 2.5L (A)	20 Gal. Tank w/ Harness Codes SFA, SES, VPV	RE0220P AFS0220P	AFS0788S	RF0002
1991-88	L4 2.5L (A;E)	13 Gal. Tank	RE0220P AFS0220P		RF0002
1991-88	L4 2.5L (A;E)	20 Gal. Tank	RE0220P AFS0220P	AFS0787S	RF0002
1987	L4 2.5L (E)	20 Gal. Tank	RE0220P AFS0220P	AFS0787S	RF0004
1986-85	L4 2.5L (E)	13 Gal. Tank	RE0220P AFS0220P		RF0003
1986-85	L4 2.5L (E)	20 Gal. Tank	RE0220P AFS0220P		RF0003
1993-92	V6 2.8L (R)	20 Gal. Tank, w/Harness Codes SFA, SES, VPV	RE0220P AFS0220P	AFS0788S	RF0002
1993-92	V6 2.8L (R)	13 Gal. Tank	RE0220P AFS0220P	AFS0790S	RF0002
1991-87	V6 2.8L (R)	13 Gal. Tank	RE0220P AFS0220P		RF0002
1991-87	V6 2.8L (R)	20 Gal. Tank	RE0220P AFS0220P	AFS0787S	RF0002
1986-85	V6 2.8L (R)	13 Gal. Tank	RE0220P AFS0220P		RF0003
1986-85	V6 2.8L (R)	20 Gal. Tank	RE0220P AFS0220P		RF0003
2004-03	V6 4.3L (X)	Crew Cab		RE0855S AFS0855S	
2003	V6 4.3L (X)	Extended Cab, 4WD		RE0824S AFS0824S	
2003	V6 4.3L (X)	Reg. and Extended Cab, 2WD		RE0824S AFS0824S	
2002	V6 4.3L (W)	Extended Cab		RE0824S AFS0824S	
2002	V6 4.3L (W)	Regular Cab, Short Bed		RE0824S AFS0824S	
2002	V6 4.3L (W)	Crew Cab, 4WD, Code SGH		RE0437S AFS0437S	
2002	V6 4.3L (W)	Regular Cab, Long Bed, Code SGH		RE0437S AFS0437S	

AFS = New Fuel Pump/Assembly RE0 = Remanufactured Fuel Pump/Assembly

Year	Engine	Application Description	AFS/RE0 Pump Only Number	AFS/RE0 Assembly Number	Strainer Filter Number
CHEVROLET / GEO TRUCK (cont.)					
S-10 PICKUP (cont.)					
2001-00	V6 4.3L (W)	w/ Module Code SGH		RE0437S AFS0437S	
1999-97	V6 4.3L (W,X)			RE0437S AFS0437S	
1996	V6 4.3L (W,X)			RE0527S AFS0527S	
1995-94	V6 4.3L (W)	20 Gal. Tank; w/ Harness Codes SEN, SEZ, VPN, VPX	RE0209P AFS0209P	AFS0786S	RF0004
1995-94	V6 4.3L (Z)	20 Gal. Tank; w/ Harness Codes SFA, SES, VPV	RE0220P AFS0220P	AFS0788S	RF0002
1993-92	V6 4.3L (W)	13 Gal. Tank	RE0209P AFS0209P		RF0004
1993-92	V6 4.3L (W)	20 Gal. Tank w/ Harness Codes SEN, SES, VPW, VPX	RE0209P AFS0209P	AFS0786S	RF0004
1993-92	V6 4.3L (Z)	20 Gal. Tank; w/ Harness Codes SFA, SES, VPV	RE0220P AFS0220P	AFS0788S	RF0002
1991-88	V6 4.3L (Z)	13 Gal. Tank	RE0220P AFS0220P		RF0002
1991-88	V6 4.3L (Z)	20 Gal. Tank	RE0220P AFS0220P	AFS0787S	RF0002
SSR					
2004-03	V8 5.3L (P)			RE0893S AFS0893S	
2006-05	V8 6.0L (H)			RE0910S AFS0910S	
SILVERADO 1500, SILVERADO 1500 HD					
2008-07	V6 4.3L	WT, Exc. Classic WT, Std., Cab, 97.6" Bed		RE1021S AFS1021S	
2007-05	V6 4.3L (X)	Short Box; w/ Pressure Switch		RE0881S AFS0881S	
2007-05	V6 4.3L (X)	Long Box; w/ Pressure Switch		RE0882S	
2004-02	V6 4.3L (X)	Code TCU w/o Pressure Switch		RE0389S AFS0389S	
2004-02	V6 4.3L (X)	Code TCF w/ Pressure Switch		RE0550S AFS0550S	
2002-99	V6 4.3L (W)	Code TCU w/o Pressure Switch		RE0389S AFS0389S	
2002-99	V6 4.3L (W)	Code TCF w/ Pressure Switch		RE0550S AFS0550S	
2007-04	V8 4.8L (V)	Short Box; w/ Pressure Switch		RE0881S AFS0881S	
2007-04	V8 4.8L (V)	Long Box; w/ Pressure Switch		RE0882S	
2006-04	V8 4.8L (V)	Extended & Crew Cab; w/ 5' 8" Box, LS, LT		RE0933S	
2003-99	V8 4.8L (V)	Code TCU w/o Pressure Switch		RE0389S AFS0389S	
2003-99	V8 4.8L (V)	Code TCF w/ Pressure Switch		RE0550S AFS0550S	
2007-05	V8 5.3L (Z;0;3)	Flex Fuel		RE0937S AFS0937S	
2007-04	V8 5.3L (B)	Extended & Crew Cab; w/ 5' 8" Box, LS, LT		RE0933S	
2007-04	V8 5.3L (T;B)	Short Box; w/ Pressure Switch		RE0881S AFS0881S	
2007-04	V8 5.3L (T;B)	Long Box; w/ Pressure Switch		RE0882S	
2004-02	V8 5.3L (Z)	Flex Fuel		RE0875S AFS0875S	
2003-99	V8 5.3L (T)	Code TCU w/o Pressure Switch		RE0389S AFS0389S	

AFS = New Fuel Pump/Assembly RE0 = Remanufactured Fuel Pump/Assembly

Year	Engine	Application Description	AFS/RE0 Pump Only Number	AFS/RE0 Assembly Number	Strainer Filter Number
CHEVROLET / GEO TRUCK (cont.)					
SILVERADO 1500, SILVERADO 1500 HD (cont.)					
2003-99	V8 5.3L (T)	Code TCF w/ Pressure Switch		RE0550S AFS0550S	
2007-04	V8 6.0L	Cab & Chassis, Primary Tank, w/o Evap. Emissions		AFS0965S	
2007-04	V8 6.0L (N)	SS		RE0881S	
2007-04	V8 6.0L (U)	Short Box; w/ Pressure Switch; Exc. Cab Chassis		RE0881S AFS0881S	
2007-04	V8 6.0L (U)	Short Box; w/o Pressure Switch; Exc. Cab Chassis		RE0883S	
2007-04	V8 6.0L (U)	Long Box; w/ Pressure Switch; Exc. Cab Chassis		RE0884S	
2007-04	V8 6.0L (U)	Long Box; w/o Pressure Switch; Exc. Cab Chassis		RE0882S	
2003	V8 6.0L (N)	SS w/o Pressure Switch		RE0389S AFS0389S	
2003	V8 6.0L (N)	SS w/ Pressure Switch		RE0550S AFS0550S	
2003-99	V8 6.0L (U)	Code TCU w/o Pressure Switch		RE0389S AFS0389S	
2003-99	V8 6.0L (U)	Code TCF w/ Pressure Switch		RE0550S AFS0550S	
SILVERADO 2500, SILVERADO 2500 HD					
2008-07	V8 6.0L	WT, Exc. Classic WT, Std., Cab, 97.6" Bed		RE1021S AFS1021S	
2008-07	V8 6.0L	LTZ, Ext., Crew Cab, 97.6" Bed		RE1021S AFS1021S	
2007-04	V8 6.0L	Cab & Chassis, Primary Tank, w/o Evap. Emissions		AFS0965S	
2007-04	V8 6.0L (U)	Short Box; w/ Pressure Switch; Exc. Cab Chassis		RE0881S AFS0881S	
2007-04	V8 6.0L (U)	Short Box; w/o Pressure Switch; Exc. Cab Chassis		RE0883S AFS0883S	
2007-04	V8 6.0L (U)	Long Box; w/ Pressure Switch; Exc. Cab Chassis		RE0882S	
2007-04	V8 6.0L (U)	Long Box; w/o Pressure Switch; Exc. Cab Chassis		RE0884S	
2003-99	V8 6.0L (U)	Code TCU w/o Pressure Switch		RE0389S AFS0389S	
2003-99	V8 6.0L (U)	Code TCF w/ Pressure Switch		RE0550S AFS0550S	
2008-07	V8 6.6L	Diesel, Frame Mount	RE0397P AFS0397P		
2007-04	V8 8.1L	Cab & Chassis, Primary Tank, w/o Evap. Emissions		AFS0965S	
2007-04	V8 8.1L (G)	Short Box; w/ Pressure Switch; Exc. Cab Chassis		RE0881S AFS0881S	
2007-04	V8 8.1L (G)	Short Box; w/o Pressure Switch; Exc. Cab Chassis		RE0883S AFS0883S	
2007-04	V8 8.1L (G)	Long Box; w/ Pressure Switch; Exc. Cab Chassis		RE0882S	
2007-04	V8 8.1L (G)	Long Box; w/o Pressure Switch; Exc. Cab Chassis		RE0884S	
2003-01	V8 8.1L (G)	Code TCU w/o Pressure Switch		RE0389S AFS0389S	
2003-01	V8 8.1L (G)	Code TCF w/ Pressure Switch		RE0550S AFS0550S	

AFS = New Fuel Pump/Assembly RE0 = Remanufactured Fuel Pump/Assembly

Year	Engine	Application Description	AFS/RE0 Pump Only Number	AFS/RE0 Assembly Number	Strainer Filter Number
CHEVROLET / GEO TRUCK (cont.)					
SILVERADO 3500, SILVERADO 3500 HD					
2008-07	V8 6.0L	Cab & Chassis, 133", 157.5", 167" WB Primary Tank		RE1021S AFS1021S	
2008-07	V8 6.0L	HD, Std., Ext., Crew Cab, 97.6" Bed		RE1021S AFS1021S	
2007-04	V8 6.0L	Cab & Chassis, Primary Tank, w/o Evap. Emissions		AFS0965S	
2007-04	V8 6.0L (U)	Short Box; w/ Pressure Switch; Exc. Cab Chassis		RE0881S AFS0881S	
2007-04	V8 6.0L (U)	Short Box; w/o Pressure Switch; Exc. Cab Chassis		RE0883S AFS0883S	
2007-04	V8 6.0L (U)	Long Box; w/ Pressure Switch; Exc. Cab Chassis		RE0882S	
2007-04	V8 6.0L (U)	Cab/Chassis, Primary Tank, w/ Evap Emissions		AFS0964S	
2007-04	V8 6.0L (U)	Cab/Chassis, Primary Tank, w/o Evap Emissions		AFS0965S	
2005-04	V8 6.0L (U)	Long Box; w/o Pressure Switch; Exc. Cab Chassis		RE0884S	
2003-01	V8 6.0L	Chassis Cab & Extended Cab, w/o Pressure Switch		RE1011S AFS1011S	
2003-01	V8 6.0L (U)	Code TCU w/o Pressure Switch		RE0389S AFS0389S	
2003-01	V8 6.0L (U)	Code TCF w/ Pressure Switch		RE0550S AFS0550S	
2003-01	V8 6.0L (U)	Chassis Cab and Extended Cab; w/ Pressure Switch; Code TCJ		RE0892S AFS0892S	
2011-07	V8 6.6L (2)	Diesel, Frame Mount, HD, Exc. 18 Gal. Rear Mount Tank	RE0397P AFS0397P		
2006-05	V8 6.6L (2)	Chassis Cab, Duramax Diesel, Frame Mount	RE0397P AFS0397P		
2004-01	V8 6.6L (1;2)	Chassis Cab, Duramax Diesel, Frame Mount, w/ Auxiliary Tank	RE0397P AFS0397P		
2007-04	V8 8.1L	Cab & Chassis, Primary Tank, w/o Evap. Emissions		AFS0965S	
2007-04	V8 8.1L (G)	Short Box; w/ Pressure Switch; Exc. Cab Chassis		RE0881S AFS0881S	
2007-04	V8 8.1L (G)	Short Box; w/o Pressure Switch; Exc. Cab Chassis		RE0883S AFS0883S	
2007-04	V8 8.1L (G)	Long Box; w/ Pressure Switch; Exc. Cab Chassis		RE0882S	
2007-04	V8 8.1L (G)	Cab/Chassis, Primary Tank, w/ Evap Emissions		AFS0964S	
2007-04	V8 8.1L (G)	Cab/Chassis, Primary Tank, w/o Evap Emissions		AFS0965S	
2005-04	V8 8.1L (G)	Long Box; w/o Pressure Switch; Exc. Cab Chassis		RE0884S	
2003-01	V8 8.1L	Chassis Cab & Extended Cab, w/o Pressure Switch		RE1011S AFS1011S	
2003-01	V8 8.1L (G)	Code TCU w/o Pressure Switch		RE0389S AFS0389S	
2003-01	V8 8.1L (G)	Code TCF w/ Pressure Switch		RE0550S AFS0550S	
2003-01	V8 8.1L (G)	Chassis Cab and Extended Cab; w/ Pressure Switch; Code TCJ		RE0892S AFS0892S	
SUBURBAN - CHEVROLET					
1987	V8 5.0L (H)	R10; w/ 40 Gal. Tank 4 outlet	RE0220P AFS0220P	AFS0794S	RF0001
1987	V8 5.0L (H)	R10; w/ 31 Gal. Tank 4 outlet	RE0220P AFS0220P	AFS0793S	RF0001

AFS = New Fuel Pump/Assembly RE0 = Remanufactured Fuel Pump/Assembly

Year	Engine	Application Description	AFS/RE0 Pump Only Number	AFS/RE0 Assembly Number	Strainer Filter Number
CHEVROLET / GEO TRUCK (cont.)					
SUBURBAN - CHEVROLET (cont.)					
1987	V8 5.0L (H)	R10; w/ 25 Gal. Tank 4 outlet	RE0220P AFS0220P		RF0001
2007	V8 5.3L (J)	1500		RE0957S AFS0957S	
2007	V8 5.3L (J)	Suburban 1500		RE0957S AFS0957S	
2005-04	V8 5.3L (T)	Suburban 1500		RE0957S AFS0957S	
2004-02	V8 5.3L (Z)	1500; w/ Flex Fuel		RE0880S AFS0880S	
2003-02	V8 5.3L (T)	1500		RE0853S AFS0853S	
2001-00	V8 5.3L (T)	1500		RE0391S AFS0391S	
1989-87	V8 5.7L (K)	31 Gal. Tank 4 outlet	RE0220P AFS0220P	AFS0793S	RF0001
1999-98	V8 5.7L (R)	C1500/2500; K1500/2500; w/ Module Code GFN		RE0451S AFS0451S	
1999-98	V8 5.7L (R)	C1500/2500; K1500/2500; w/ Module Code GFM		RE0482S AFS0482S	
1997-96	V8 5.7L (R)	C1500/2500; K1500/2500	RE0209P AFS0209P		RF0004
1995-92	V8 5.7L (K)	C1500/2500; K1500/2500	RE0220P AFS0220P		RF0002
1991-89	V8 5.7L (K)	R1500/2500; V1500/2500; w/ 40 Gal. Tank 4 outlet	RE0220P AFS0220P	AFS0794S	RF0001
1988-87	V8 5.7L (K)	25 Gal. Tank 4 outlet	RE0220P AFS0220P		RF0001
1988-87	V8 5.7L (K)	R10; R20; V10; V20; w/ 40 Gal. Tank 4 outlet	RE0220P AFS0220P	AFS0794S	RF0001
2007	V8 6.0L (Y)	1500		RE0957S AFS0957S	
2007-06	V8 6.0L (Y)	Suburban 1500		RE0957S AFS0957S	
2007-04	V8 6.0L (U)	2500; Front Tank		AFS0961S	
2007-04	V8 6.0L (U)	2500, Rear Tank		RE1010S AFS1010S	
2003-02	V8 6.0L (U)	2500		RE0853S AFS0853S	
2003-02	V8 6.0L (U)	2500; C 2WD; K 4WD; w/ Front Tank		RE0854S AFS0854S	
2003-02	V8 6.0L (U)	2500, Rear Tank w/o Calif. Emissions		AFS0865S	
2003-02	V8 6.0L (U)	2500, Rear Tank, w/ Calif Emissions		RE1008S AFS1008S	
2001-00	V8 6.0L (U)	2500; Rear Tank w/ Pressure Switch		RE0394S AFS0394S	
2001-00	V8 6.0L (U)	2500; Rear Tank w/o Pressure Switch		RE0395S	
2001-00	V8 6.0L (U)	2500; Front Tank; w/ Module Code TDA		RE0392S AFS0392S	
1999-94	V8 6.5L (F)	C1500; C2500; K1500; K2500; Turbo Diesel; Frame Mounted	AFS0384P		
1999-98	V8 7.4L (J)	C2500; K2500; w/ Module Code GFN		RE0451S AFS0451S	
1999-98	V8 7.4L (J)	C2500; K2500; w/ Module Code GFM		RE0482S AFS0482S	
1997-96	V8 7.4L (J)	C2500, K2500	RE0209P AFS0209P		RF0002

AFS = New Fuel Pump/Assembly RE0 = Remanufactured Fuel Pump/Assembly

Year	Engine	Application Description	AFS/RE0 Pump Only Number	AFS/RE0 Assembly Number	Strainer Filter Number
CHEVROLET / GEO TRUCK (cont.)					
SUBURBAN - CHEVROLET (cont.)					
1995-92	V8 7.4L (N)	C2500, K2500	RE0204P AFS0204P		RF0002
1991-89	V8 7.4L (N)	R2500; V2500; w/ 40 Gal. Tank 4 outlet	RE0220P AFS0220P	AFS0794S	RF0001
1989-87	V8 7.4L (N)	R20; V20; w/ 31 Gal. Tank 4 outlet	RE0220P AFS0220P	AFS0793S	RF0001
1988-87	V8 7.4L (N)	R20; V20; w/ 40 Gal. Tank 4 outlet	RE0220P AFS0220P	AFS0794S	RF0001
1988-87	V8 7.4L (N)	R20; V20; w/ 25 Gal. Tank 4 outlet	RE0220P AFS0220P		RF0004
2006-04	V8 8.1L (G)	2500; Front Tank		AFS0961S	
2006-04	V8 8.1L (G)	2500, Rear Tank		RE1010S AFS1010S	
2003-02	V8 8.1L (G)	2500, Rear Tank w/o Calif. Emissions		AFS0865S	
2003-02	V8 8.1L (G)	2500; w/ Front Tank		RE0854S AFS0854S	
2003-02	V8 8.1L (G)	2500, Rear Tank, w/ Calif Emissions		RE1008S AFS1008S	
2001	V8 8.1L (G)	2500; Rear Tank w/ Pressure Switch		RE0394S AFS0394S	
2001	V8 8.1L (G)	2500; Rear Tank w/o Pressure Switch		RE0395S	
2001	V8 8.1L (G)	2500; Front Tank; w/ Module Code TDA		RE0392S AFS0392S	
TAHOE					
2007	V8 4.8L (C)			RE0956S AFS0956S	
2006-04	V8 4.8L (V)			RE0956S AFS0956S	
2003-00	V8 4.8L (V)	w/ Module Code TDB; Exc. Export		RE0390S AFS0390S	
2007	V8 5.3L (J)	w/ Cylinder Deactivation		RE0956S AFS0956S	
2006-04	V8 5.3L (T)			RE0956S AFS0956S	
2004-02	V8 5.3L (Z)	Flex Fuel		RE0868S AFS0868S	
2003-00	V8 5.3L (T)	w/ Module Code TDB; Exc. Export		RE0390S AFS0390S	
2000	V8 5.7L (R)	4 Dr.		RE0455S AFS0455S	
1999-98	V8 5.7L (R)	4 Dr.; w/ Module Code GFV; w/ RFI Filter		RE0402S AFS0402S	
1999-98	V8 5.7L (R)	2 Dr.; w/ Module Code GFL; Exc. Export		RE0443S AFS0443S	
1999-98	V8 5.7L (R)	4 Dr.; w/ Module Code GFU; w/o RFI Filter		RE0455S AFS0455S	
1997-96	V8 5.7L (R)	2 Dr.	RE0209P AFS0209P		RF0002
1997-96	V8 5.7L (R)	4 Dr.; w/ Module Codes TCB; TCP		RE0247S AFS0247S	
1995	V8 5.7L (K)	w/ Module Codes TCA or TCE	RE1023P AFS1023P	RE0245S AFS0245S	RF0003 RF0010
1999-95	V8 6.5L (S)	Turbo Diesel; Frame Mounted	AFS0384P		

AFS = New Fuel Pump/Assembly RE0 = Remanufactured Fuel Pump/Assembly

Year	Engine	Application Description	AFS/RE0 Pump Only Number	AFS/RE0 Assembly Number	Strainer Filter Number
CHEVROLET / GEO TRUCK (cont.)					
TRACKER (Chevrolet and GEO)					
2002-99	L4 1.6L (6)	Sport Utility 2 Dr., Convertible	RE0427P AFS0427P		RF0055
1998-97	L4 1.6L (6)		RE0427P AFS0427P	RE0458F	RF0051
1997-96	L4 1.6L (6)	Sport Utility 4 Dr.	RE0427P AFS0427P	RE0458F	RF0051
1996	L4 1.6L (6)	Sport Utility 2 Dr., Convertible	RE0427P AFS0427P	RE0658F AFS0658F	RF0059
1995-94	L4 1.6L (6)		AFS0023P	RE0658F AFS0658F	RF0059
1995-94	L4 1.6L (U)		AFS0023P	RE0658F AFS0658F	RF0059
1993-89	L4 1.6L (U)		AFS0023P	RE0658F AFS0658F	RF0059
2003-99	L4 2.0L (C)	Sport Utility 4 Dr.	RE0427P AFS0427P		RF0093
2003-99	L4 2.0L (C)	Sport Utility 2 Dr.	RE0427P AFS0427P		RF0055
2004-01	V6 2.5L (4)	4 Dr.	RE0427P AFS0427P		RF0093
TRAILBLAZER					
2009-08	L6 4.2L (S)			RE1022S AFS1022S	
2007	L6 4.2L (S)			RE0910S AFS0910S	
2006-05	L6 4.2L (S)	LS, LT w/ 113" Wheel Base		RE0910S AFS0910S	
2006-05	L6 4.2L (S)	Ext. 129" Wheel Base		RE0911S AFS0911S	
2004-02	L6 4.2L (S)			RE0893S AFS0893S	
2008	V8 5.3L			RE1022S AFS1022S	
2006	V8 5.3L (M)	LS, LT w/ 113" Wheel Base		RE0910S AFS0910S	
2006-05	V8 5.3L (M)	Ext. 129" Wheel Base		RE0911S AFS0911S	
2004-03	V8 5.3L (P)			RE0893S AFS0893S	
2009-08	V8 6.0L			RE1022S AFS1022S	
2007-06	V8 6.0L (H)	Trailblazer SS		RE0910S AFS0910S	
UPLANDER					
2006-05	V6 3.5L (L)	w/ 113" wheelbase		AFS0960S	
2006-05	V6 3.5L (L)	w/ 121.1" WB		AFS0959S	
2007-06	V6 3.9L (1)	w/ 113" wheelbase		AFS0960S	
2007-06	V6 3.9L (1)	w/ 121.1" WB		AFS0959S	
V SERIES PICKUP					
1987	V6 4.3L (Z)	w/ F.I. Driver Side Mnt	RE0220P AFS0220P	AFS0784S	RF0001
1987	V6 4.3L (Z)	w/ F.I. Passenger Side Mnt	RE0220P AFS0220P	AFS0785S	RF0001
1987	V8 5.0L (H)	w/ F.I. Driver Side Mnt	RE0220P AFS0220P	AFS0784S	RF0001
1987	V8 5.0L (H)	w/ F.I. Passenger Side Mnt	RE0220P AFS0220P	AFS0784S	RF0001

AFS = New Fuel Pump/Assembly RE0 = Remanufactured Fuel Pump/Assembly

Year	Engine	Application Description	AFS/RE0 Pump Only Number	AFS/RE0 Assembly Number	Strainer Filter Number
CHEVROLET / GEO TRUCK (cont.)					
V SERIES PICKUP (cont.)					
1991-87	V8 5.7L (K)	w/ F.I. Driver Side Mnt	RE0220P AFS0220P	AFS0784S	RF0001
1991-87	V8 5.7L (K)	w/ F.I. Passenger Side Mnt	RE0220P AFS0220P	AFS0785S	RF0001
1988	V8 6.2L (J)	Diesel: V3 Series: In-Line Electric	AFS0201P		
1991-87	V8 7.4L (N)	w/ F.I. Driver Side Mnt	RE0220P AFS0220P	AFS0784S	RF0001
1991-87	V8 7.4L (N)	w/ F.I. Passenger Side Mnt	RE0220P AFS0220P	AFS0785S	RF0001
VENTURE					
2005-04	V6 3.4L (E)	w/ Extended WB 120"		RE0831S AFS0831S	
2005-04	V6 3.4L (E)	w/o Extended WB 112"		RE0829S AFS0829S	
2003	V6 3.4L (E)	w/ Extended WB 120"		RE0831S AFS0831S	
2003	V6 3.4L (E)	w/o Extended WB 112"		RE0830S AFS0830S	
2002	V6 3.4L (E)	w/ Extended WB 120"		RE0831S AFS0831S	
2002	V6 3.4L (E)	w/o Extended WB 112"		RE0829S AFS0829S	
2001	V6 3.4L (E)	w/ Extended WB 120"		RE0546S AFS0546S	
2001	V6 3.4L (E)	w/o Extended WB 112"		RE0829S AFS0829S	
2000-98	V6 3.4L (E)			RE0546S AFS0546S	
1997	V6 3.4L (E)			RE0463S AFS0463S	
CHRYSLER					
300M					
2004-00	V6 3.5L (K)			RE0803S AFS0803S	
1999	V6 3.5L (G)			RE0572S AFS0572S	
CIRRUS					
2000	L4 2.0L (C)			RE0500S AFS0500S	
2000	L4 2.4L (X)			RE0500S AFS0500S	
1997-95	L4 2.4L (X)			RE0301S AFS0301S	
2000-98	V6 2.5L (H)			RE0500S AFS0500S	
1997-95	V6 2.5L (H)			RE0301S AFS0301S	
CONCORDE					
2004-00	V6 2.7L (R)			RE0803S AFS0803S	
1999-98	V6 2.7L (R)			RE0572S AFS0572S	
2001-00	V6 3.2L (J)			RE0803S AFS0803S	
1999-98	V6 3.2L (J)			RE0572S AFS0572S	

AFS = New Fuel Pump/Assembly RE0 = Remanufactured Fuel Pump/Assembly

Year	Engine	Application Description	AFS/RE0 Pump Only Number	AFS/RE0 Assembly Number	Strainer Filter Number
CHRYSLER (cont.)					
CONCORDE (cont.)					
1996	V6 3.3L (T)			RE0496S AFS0496S	
1995-94	V6 3.3L (U)	Flex Fuel		RE0293S AFS0293S	
1995-93	V6 3.3L (T)	Exc. Flex Fuel		RE0277S AFS0277S	
2004-03	V6 3.5L (M)			RE0803S AFS0803S	
2004-02	V6 3.5L (K)			RE0803S AFS0803S	
1997-96	V6 3.5L (F)			RE0496S AFS0496S	
1995-93	V6 3.5L (F)			RE0277S AFS0277S	
CONQUEST					
1989-87	L4 2.6L		AFS0318P		
CROSSFIRE					
2008-04	L6 3.2L (L)		AFS0684P		
E CLASS					
1984	L4 2.2L	TBI or Turbo; In-Tank		RE0288F AFS0288F	
IMPERIAL					
1991	V6 3.3L (R)			RE0268F AFS0268F	
1990	V6 3.3L (R)			RE0288F AFS0288F	
1993-91	V6 3.8L (L)			RE0268F AFS0268F	
LASER					
1986	L4 2.2L	Turbo		RE0288F AFS0288F	
1986	L4 2.2L	E.F.I.; Non-Turbo		RE0287F AFS0287F	
1985	L4 2.2L	w/o Turbo	RE1027P AFS1027P		
1984	L4 2.2L	TBI or Turbo; In-Tank		RE0288F AFS0288F	
1986	L4 2.5L	E.F.I.; Non-Turbo		RE0287F AFS0287F	
LEBARON					
1990-86	L4 2.2L (A;C;E)	Turbo		RE0288F AFS0288F	
1989-86	L4 2.2L (D)	Non-Turbo		RE0287F AFS0287F	
1993-91	L4 2.5L (K)			RE0268F AFS0268F	
1992-91	L4 2.5L (J)	Turbo		RE0268F AFS0268F	
1990-89	L4 2.5L (J)	Turbo		RE0288F AFS0288F	
1990-86	L4 2.5L (K)	Non-Turbo		RE0287F AFS0287F	
1995-91	V6 3.0L (3)			RE0268F AFS0268F	

AFS = New Fuel Pump/Assembly RE0 = Remanufactured Fuel Pump/Assembly

Year	Engine	Application Description	AFS/RE0 Pump Only Number	AFS/RE0 Assembly Number	Strainer Filter Number
CHRYSLER (cont.)					
LEBARON (cont.)					
1990	V6 3.0L (3)			RE0288F AFS0288F	
LHS					
2001-00	V6 3.5L (G)			RE0803S AFS0803S	
1999	V6 3.5L (G)			RE0572S AFS0572S	
1997-96	V6 3.5L (F)			RE0496S AFS0496S	
1995-94	V6 3.5L (F)			RE0277S AFS0277S	
NEW YORKER					
1988-86	L4 2.2L	Turbo		RE0288F AFS0288F	
1984	L4 2.2L	In-Tank, w/Turbo		RE0288F AFS0288F	
1987-86	L4 2.5L	E.F.I.; Non-Turbo		RE0287F AFS0287F	
1989	V6 3.0L (3)			RE0288F AFS0288F	
1988	V6 3.0L (3)		RE0261P AFS0261P		RF0020
1993	V6 3.3L (3)		RE0261P AFS0261P		RF0020
1993-91	V6 3.3L (R)			RE0268F AFS0268F	
1990	V6 3.3L (R)			RE0288F AFS0288F	
1996	V6 3.5L (F)			RE0496S AFS0496S	
1995-94	V6 3.5L (F)			RE0277S AFS0277S	
1993-91	V6 3.8L (L)			RE0268F AFS0268F	
PT CRUISER					
2010-05	L4 2.4L (8;E;G;S)	w/ Turbo	RE1033P AFS1033P	AFS0901S	
2009-05	L4 2.4L (B;X;9)	w/o Turbo	RE1034P AFS1034P	AFS0900S	
2004	L4 2.4L (B)	From 10/30/03 w/o Turbo	RE1034P AFS1034P	AFS0900S	
2004	L4 2.4L (G;8)	From 11/10/03 w/Turbo	RE1033P AFS1033P	AFS0901S	
2004-03	L4 2.4L	w/ Turbo, To 11/10/03		AFS1032S	
2003-01	L4 2.4L (B)	To 10/30/03 w/o Turbo		RE0806S AFS0806S	
SEBRING					
1999-96	L4 2.0L (Y)	2 Dr. Coupe; DOHC	RE0427P AFS0427P	RE0297F AFS0297F	RF0051
1995	L4 2.0L (Y)	DOHC	RE0427P AFS0427P	RE0297F AFS0297F	RF0051
2006-03	L4 2.4L (J;X)	4 Dr. Sedan		RE0914S AFS0914S	
2005	L4 2.4L (J;X)	2 Dr. Convertible	RE0427P AFS0427P		RF0099
2004-01	L4 2.4L (G)	2 Dr. Coupe	AFS0925P		RF0099

AFS = New Fuel Pump/Assembly RE0 = Remanufactured Fuel Pump/Assembly

Year	Engine	Application Description	AFS/RE0 Pump Only Number	AFS/RE0 Assembly Number	Strainer Filter Number
CHRYSLER (cont.)					
SEBRING (cont.)					
2002-01	L4 2.4L (X)	4 Dr. Sedan		RE0804S AFS0804S	
1998-96	L4 2.4L (X)	2 Dr. Convertible; DOHC 16 Valve		RE0301S AFS0301S	
2000-99	V6 2.5L (H)	2 Dr. Convertible		RE0500S AFS0500S	
2000-96	V6 2.5L (N)	2 Dr. Coupe	RE0427P AFS0427P	RE0297F AFS0297F	RF0051
1998-96	V6 2.5L (H)	2 Dr. Convertible		RE0301S AFS0301S	
1995	V6 2.5L (N)		RE0427P AFS0427P	RE0297F AFS0297F	RF0051
2006-05	V6 2.7L (T)	4 Dr. Sedan; Flex-Fuel		AFS0915S	
2006-03	V6 2.7L (R)	4 Dr. Sedan; Gas		RE0914S AFS0914S	
2004-03	V6 2.7L (T)	2 Dr. Convertible; 4 Dr. Sedan; Flex-Fuel		AFS0915S	
2002-01	V6 2.7L (U)			RE0804S AFS0804S	
2005-01	V6 3.0L (H)	2 Dr. Coupe	AFS0925P		RF0099
TC MASERATI					
1990-89	L4 2.2L	Turbo		RE0288F AFS0288F	
1991	V6 3.0L (S)			RE0268F AFS0268F	
1990	V6 3.0L (S)			RE0288F AFS0288F	
CHRYSLER TRUCK					
GRAND VOYAGER					
2000	V6 3.0L (3)			RE0303S AFS0303S	
2000	V6 3.3L (R)			RE0303S AFS0303S	
TOWN & COUNTRY					
2007-05	V6 3.3L (R)	w/ Floor storage & Fold away seats	RE1035P AFS1035P	RE0908S AFS0908S	
2007-04	V6 3.3L (R)	w/o Fold Away Seats and Floor Storage		RE0849S AFS0849S	
2003-01	V6 3.3L (3)	Flex Fuel		RE1029S AFS1029S	
2003-01	V6 3.3L (R)			RE0778S AFS0778S	
2000-98	V6 3.3L (G)	Flex Fuel		RE1028S AFS1028S	
2000-96	V6 3.3L (R)	Exc. Flex Fuel		RE0304S AFS0304S	
1993-92	V6 3.3L (R)	AWD w/ 3 Pin Connector		RE0280S AFS0280S	
1993-92	V6 3.3L (R)	AWD; w/ 5 Pin Electric Connector		RE0264S AFS0264S	
1993-91	V6 3.3L (R)	2WD		RE0265S AFS0265S	
1991	V6 3.3L (R)	AWD		RE0264S	
1990	V6 3.3L (R)			RE0291F AFS0291F	
2007-05	V6 3.8L (L)	w/ Floor storage & Fold away seats	RE1035P AFS1035P	RE0908S AFS0908S	

AFS = New Fuel Pump/Assembly RE0 = Remanufactured Fuel Pump/Assembly

Year	Engine	Application Description	AFS/RE0 Pump Only Number	AFS/RE0 Assembly Number	Strainer Filter Number
CHRYSLER TRUCK (cont.)					
TOWN & COUNTRY (cont.)					
2007-04	V6 3.8L (L)	w/o Fold Away Seats and Floor Storage		RE0849S AFS0849S	
2003-01	V6 3.8L (L)			RE0778S AFS0778S	
2000-96	V6 3.8L (L)			RE0304S AFS0304S	
1995-94	V6 3.8L (L)	2WD		RE0294S AFS0294S	
1995-94	V6 3.8L (L)	AWD		RE0280S AFS0280S	
VOYAGER					
2003-01	L4 2.4L (B)			RE0778S AFS0778S	
2003-01	V6 3.3L (R)			RE0778S AFS0778S	
2000	V6 3.3L (G)	Flex Fuel		RE1028S AFS1028S	
DAEWOO					
LANOS					
2002-99	L4 1.6L			RE1086S AFS1086S	
LEGANZA					
2002-99	L4 2.2L			RE1083S AFS1083S	
NUBIRA					
2002-99	L4 2.0L			RE1084S AFS1084S	
DAIHATSU					
CHARADE					
1992-88	L3 1.0L		RE0327P AFS0327P		RF0044
1992-89	L4 1.3L		RE0327P AFS0327P		RF0044
ROCKY					
1992-90	L4 1.6L		AFS0318P		
DODGE					
600					
1988-86	L4 2.2L (D)	Exc. Turbo		RE0287F AFS0287F	
1988-86	L4 2.2L (E)	Turbo		RE0288F AFS0288F	
1984	L4 2.2L	In-Tank, w/Turbo		RE0288F AFS0288F	
1988-86	L4 2.5L (K)	Exc. Turbo		RE0287F AFS0287F	
ARIES					
1989-86	L4 2.2L	Exc. Turbo		RE0287F AFS0287F	
1985	L4 2.2L (D)	w/ T.B.I.		RE1027P AFS1027P	
1984	L4 2.2L	T.B.I. or Turbo; In Tank		RE0288F AFS0288F	

AFS = New Fuel Pump/Assembly RE0 = Remanufactured Fuel Pump/Assembly

Year	Engine	Application Description	AFS/RE0 Pump Only Number	AFS/RE0 Assembly Number	Strainer Filter Number
DODGE (cont.)					
ARIES (cont.)					
1989-86	L4 2.5L	Exc. Turbo		RE0287F AFS0287F	
AVENGER					
1999-95	L4 2.0L (Y)	DOHC	RE0427P AFS0427P	RE0297F AFS0297F	RF0051
2000-95	V6 2.5L (N)		RE0427P AFS0427P	RE0297F AFS0297F	RF0051
CHARGER, CHARGER SE, CHARGER SHELBY					
1987-85	L4 2.2L	Turbo In Tank ; Used w/o Ext. Mntd. Pump	RE0261P AFS0261P		RF0020
1984	L4 2.2L	T.B.I. or Turbo; In Tank		RE0288F AFS0288F	
COLT, COLT VISTA					
1994-93	L4 1.5L (A)		RE0725P AFS0725P		RF0051
1992-91	L4 1.5L (A)		RE0427P AFS0427P		RF0051
1990-89	L4 1.5L (X)		RE0327P AFS0327P		RF0021
1988	L4 1.5L (P)	Wagon w/ Fuel Injection	AFS0205P		RF0021
1990	L4 1.6L (Y)	DOHC	RE0327P AFS0327P		RF0021
1989	L4 1.6L (Z)	Colt GT; w/ Turbo	RE0327P AFS0327P		RF0021
1988-85	L4 1.6L (F)	Turbo	AFS0205P		RF0021
1984	L4 1.6L (F)	Turbo	AFS0318P		
1994-93	L4 1.8L (C)		RE0725P AFS0725P		RF0051
1990-89	L4 1.8L (T)	Wagon	AFS0205P		RF0021
1991-88	L4 2.0L (D;V)	Colt Vista	AFS0205P		RF0034
1987	L4 2.0L (D)	Colt Vista w/ T.B.I.; After 11/86; FWD or 4WD; w/ Ext. Mntd. Elect. Pump	AFS0318P		
1987	L4 2.0L (D)	Colt Vista w/ E.F.I.; w/ In-Tank Pump	AFS0205P		RF0034
CONQUEST					
1986-84	L4 2.6L		AFS0318P		
DAYTONA					
1993-92	L4 2.2L (A)	Turbo		RE0268F AFS0268F	
1990-86	L4 2.2L	Turbo		RE0288F AFS0288F	
1986	L4 2.2L	w/ E.F.I.; Exc. Turbo	RE0257P AFS0257P		RF0020
1985	L4 2.2L	w/o Turbo	RE1027P AFS1027P		
1984	L4 2.2L	In-Tank, w/Turbo		RE0288F AFS0288F	
1993-91	L4 2.5L (K)	E.F.I.; Exc. Turbo		RE0268F AFS0268F	
1992-91	L4 2.5L (J)	Turbo		RE0268F AFS0268F	
1990-89	L4 2.5L (J)	Turbo		RE0288F AFS0288F	
1990-86	L4 2.5L	Exc. Turbo		RE0287F AFS0287F	
1993-91	V6 3.0L (3)			RE0268F AFS0268F	

AFS = New Fuel Pump/Assembly RE0 = Remanufactured Fuel Pump/Assembly

Year	Engine	Application Description	AFS/RE0 Pump Only Number	AFS/RE0 Assembly Number	Strainer Filter Number
DODGE (cont.)					
DAYTONA (cont.)					
1990	V6 3.0L (3)			RE0288F AFS0288F	
DYNASTY					
1993-91	L4 2.5L (K)			RE0268F AFS0268F	
1990-89	L4 2.5L (K)	Exc. Turbo		RE0287F AFS0847S	
1988	L4 2.5L (K)		RE0261P AFS0261P		RF0020
1993-91	V6 3.0L (3)			RE0268F AFS0268F	
1990-89	V6 3.0L (3)			RE0288F AFS0288F	
1988	V6 3.0L (3)		RE0261P AFS0261P		RF0020
1993-91	V6 3.3L (R)			RE0268F AFS0268F	
1990	V6 3.3L (R)			RE0288F AFS0288F	
INTREPID					
2004-00	V6 2.7L (R)			RE0803S AFS0803S	
2001-00	V6 2.7L (U)			RE0803S AFS0803S	
1999-98	V6 2.7L (R)			RE0572S AFS0572S	
2001-00	V6 3.2L (J)			RE0803S AFS0803S	
1999-98	V6 3.2L (J)			RE0572S AFS0572S	
1997-96	V6 3.3L (T)			RE0496S AFS0496S	
1995-94	V6 3.3L (U)	Flex Fuel		RE0293S AFS0293S	
1995-93	V6 3.3L (T)	Exc. Flex Fuel		RE0277S AFS0277S	
2004-03	V6 3.5L (V)			RE0803S AFS0803S	
2004-02	V6 3.5L (M)			RE0803S AFS0803S	
2004-00	V6 3.5L (G;V)			RE0803S AFS0803S	
1997-96	V6 3.5L (F)			RE0496S AFS0496S	
1995-93	V6 3.5L (F)	Exc. Flex Fuel		RE0277S AFS0277S	
LANCER					
1989	L4 2.2L (A)	Turbo		RE0288F AFS0288F	
1989-86	L4 2.2L (D)	Exc. Turbo		RE0287F AFS0847S	
1988-86	L4 2.2L (A;E)	Turbo		RE0288F AFS0288F	
1985	L4 2.2L (D)	w/ E.F.I.; Exc. Turbo	RE1027P AFS1027P		
1989	L4 2.5L (J)	Turbo		RE0288F AFS0288F	

AFS = New Fuel Pump/Assembly RE0 = Remanufactured Fuel Pump/Assembly

Year	Engine	Application Description	AFS/RE0 Pump Only Number	AFS/RE0 Assembly Number	Strainer Filter Number
DODGE (cont.)					
LANCER (cont.)					
1989-86	L4 2.5L (K)	Exc. Turbo		RE0287F AFS0847S	
MONACO, ROYAL MONACO					
1992	V6 3.0L (U)		RE1026P AFS1020S		RF0016
1992-91	V6 3.0L (U)	From 10/31/90		RE0267S	
1991	V6 3.0L (U)	To 10/31/90	RE1026P AFS1020S		RF0016
NEON					
2005-01	L4 2.0L (C)			RE0811S AFS0811S	
2004-01	L4 2.0L (F)			RE0811S AFS0811S	
2000	L4 2.0L (C;Y)			RE0763S AFS0763S	
1999-98	L4 2.0L (C;Y)			RE0307S AFS0307S	
1997-96	L4 2.0L (C;Y)	w/o Plastic Tank		RE0292S AFS0292S	
1997-96	L4 2.0L (C;Y)	w/ Plastic Tank		RE0307S AFS0307S	
1995	L4 2.0L (C;Y)			RE0292S AFS0292S	
2005-03	L4 2.4L			RE0811S AFS0811S	
OMNI, 024					
1990-88	L4 2.2L (D)	Exc. Turbo	RE0257P AFS0257P		RF0020
1987-85	L4 2.2L	Turbo In Tank ; Used w/o Ext. Mntd. Pump	RE0261P AFS0261P		RF0020
1986-85	L4 2.2L	Turbo, In-Tank, w/ external mounted pump	RE1038P AFS1038P		RF0014
SHADOW					
1994-91	L4 2.2L (D)			RE0268F AFS0268F	
1990-89	L4 2.2L (A;C)	Turbo		RE0288F AFS0288F	
1990-87	L4 2.2L (D)	Exc. Turbo		RE0287F AFS0287F	
1994-91	L4 2.5L (K)	Exc. Turbo		RE0268F AFS0268F	
1992-91	L4 2.5L (J)	Turbo		RE0268F AFS0268F	
1990-89	L4 2.5L (J)	Turbo		RE0288F AFS0288F	
1990-88	L4 2.5L (K)	Exc. Turbo		RE0287F AFS0287F	
1994-92	V6 3.0L (3)			RE0268F AFS0268F	
SPIRIT					
1992	L4 2.2L (3)			RE0268F AFS0268F	
1992-91	L4 2.2L (A)	Turbo		RE0268F AFS0268F	
1995	L4 2.5L (V)	Flex Fuel		RE0490F	

AFS = New Fuel Pump/Assembly RE0 = Remanufactured Fuel Pump/Assembly

Year	Engine	Application Description	AFS/RE0 Pump Only Number	AFS/RE0 Assembly Number	Strainer Filter Number
DODGE (cont.)					
SPIRIT (cont.)					
1995-91	L4 2.5L (K)			RE0268F AFS0268F	
1993-91	L4 2.5L (K)	Exc. Turbo		RE0268F AFS0268F	
1992-91	L4 2.5L (J)	Turbo		RE0268F AFS0268F	
1990-89	L4 2.5L (J)	Turbo		RE0288F AFS0288F	
1990-89	L4 2.5L (K)	Exc. Turbo		RE0287F AFS0287F	
1995-91	V6 3.0L (3)			RE0268F AFS0268F	
1990-89	V6 3.0L (3)			RE0288F AFS0288F	
STEALTH					
1996-93	V6 3.0L (H)	SOHC	RE0427P AFS0427P		RF0051
1996-93	V6 3.0L (J)	DOHC	RE0427P AFS0427P		RF0051
1996-93	V6 3.0L (K)	DOHC, w/ Turbo	RE0895P AFS0895P		RF0034
1992-91	V6 3.0L (B)	SOHC	RE0427P AFS0427P		RF0051
1992-91	V6 3.0L (S)	DOHC	RE0427P AFS0427P		RF0051
1992-91	V6 3.0L (C)	DOHC, w/ Turbo	RE0895P AFS0895P		RF0034
STRATUS					
2000-98	L4 2.0L (C)			RE0500S AFS0500S	
1997-95	L4 2.0L (C)	SOHC		RE0301S AFS0301S	
2006	L4 2.4L (X)	4 Dr. Sedan		RE0914S AFS0914S	
2005	L4 2.4L (J;X)	2 Dr.	RE0427P AFS0427P		RF0099
2005-04	L4 2.4L (J:X)	4 Dr. Sedan		RE0914S AFS0914S	
2005-01	L4 2.4L (G)	2 Dr. Coupe	AFS0925P		RF0099
2003	L4 2.4L (X)	4 Dr. Sedan		RE0914S AFS0914S	
2002-01	L4 2.4L (X)	4 Dr. Sedan		RE0804S AFS0804S	
2000-98	L4 2.4L (X)			RE0500S AFS0500S	
1997-95	L4 2.4L (X)	DOHC		RE0301S AFS0301S	
2000-98	V6 2.5L (H)			RE0500S AFS0500S	
1997-95	V6 2.5L (H)			RE0301S AFS0301S	
2006-03	V6 2.7L (R)	4 Dr. Sedan; Gas		RE0914S AFS0914S	
2006-03	V6 2.7L (T)	Flex Fuel		AFS0915S	
2002-01	V6 2.7L (R;U)	4 Dr. Sedan		RE0804S AFS0804S	
2005-01	V6 3.0L (H)	2 Dr. Coupe	AFS0925P		RF0099

AFS = New Fuel Pump/Assembly RE0 = Remanufactured Fuel Pump/Assembly

Year	Engine	Application Description	AFS/RE0 Pump Only Number	AFS/RE0 Assembly Number	Strainer Filter Number
DODGE TRUCK					
1500 RAM VAN / B SERIES VAN					
2003-98	V6 3.9L (X)	w/ 35 Gal Tank		RE0568S AFS0568S	
2002-01	V6 3.9L (X)	w/ 31 Gal. Tank		RE0569S AFS0569S	
2000-98	V6 3.9L (X)	w/ 32 Gal. Tank		RE0569S AFS0569S	
1997	V6 3.9L (X)			RE0310S AFS0310S	
1996	V6 3.9L (X)			RE0308S AFS0308S	
1995-94	V6 3.9L (X)	w/ 22 or 35 Gal. Tank; w/ Returnless System		RE0282S AFS0282S	
1993-91	V6 3.9L (X)	w/ Return System		RE0273S AFS0273S	
1990-88	V6 3.9L (X)		RE0262P AFS0262P		RF0047
2003-98	V8 5.2L (Y)	w/ 35 Gal Tank		RE0568S AFS0568S	
2002-01	V8 5.2L (Y)	w/ 31 Gal. Tank		RE0569S AFS0569S	
2000-98	V8 5.2L (Y)	w/ 32 Gal. Tank		RE0569S AFS0569S	
1997	V8 5.2L (Y)			RE0310S AFS0310S	
1996	V8 5.2L (Y)			RE0308S AFS0308S	
1995-94	V8 5.2L (T;Y)	w/ 22 or 35 Gal. Tank; w/ Returnless System		RE0282S AFS0282S	
1993-91	V8 5.2L (T;Y)	w/ 22 or 35 Gal. Tank; w/ Return System		RE0273S AFS0273S	
1990-88	V8 5.2L (Y)		RE0262P AFS0262P		RF0047
2003-98	V8 5.9L (Z)	w/ 35 Gal Tank		RE0568S AFS0568S	
2002-01	V8 5.9L (Z)	w/ 31 Gal. Tank		RE0569S AFS0569S	
2000-98	V8 5.9L (Z)	w/ 32 Gal. Tank		RE0569S AFS0569S	
2500 RAM VAN / B SERIES					
2001	V6 3.9L (X)	w/ 31 Gal. Tank		RE0569S AFS0569S	
2001	V6 3.9L (X)	w/ 35 Gal Tank		RE0568S AFS0568S	
1997	V6 3.9L (X)			RE0310S AFS0310S	
1996	V6 3.9L (X)			RE0308S AFS0308S	
1995-94	V6 3.9L (X)	w/ 22 or 35 Gal. Tank; w/ Returnless System		RE0282S AFS0282S	
1993-91	V6 3.9L (X)	w/ Return System		RE0273S AFS0273S	
1990-88	V6 3.9L (X)		RE0262P AFS0262P		RF0047
2003-98	V8 5.2L (Y)	w/ 35 Gal Tank		RE0568S AFS0568S	
2002-01	V8 5.2L (Y)	w/ 31 Gal. Tank		RE0569S AFS0569S	

AFS = New Fuel Pump/Assembly RE0 = Remanufactured Fuel Pump/Assembly

Year	Engine	Application Description	AFS/RE0 Pump Only Number	AFS/RE0 Assembly Number	Strainer Filter Number
DODGE TRUCK (cont.)					
2500 RAM VAN / B SERIES (cont.)					
2000-98	V8 5.2L (Y)	w/ 32 Gal. Tank		RE0569S AFS0569S	
1997	V8 5.2L (Y)			RE0310S AFS0310S	
1996	V8 5.2L (Y)			RE0308S AFS0308S	
1995-94	V8 5.2L (T;Y)	w/ 22 or 35 Gal. Tank; w/ Returnless System		RE0282S AFS0282S	
1993-91	V8 5.2L (T;Y)	w/ 22 or 35 Gal. Tank; w/ Return System		RE0273S AFS0273S	
1990-88	V8 5.2L (Y)		RE0262P AFS0262P		RF0047
2003-98	V8 5.9L (Z)	w/ 35 Gal Tank		RE0568S AFS0568S	
2002-01	V8 5.9L (Z)	w/ 31 Gal. Tank		RE0569S AFS0569S	
2000-98	V8 5.9L (Z)	w/ 32 Gal. Tank		RE0569S AFS0569S	
1997	V8 5.9L (Z)			RE0310S AFS0310S	
1996	V8 5.9L (Z)			RE0308S AFS0308S	
1995-92	V8 5.9L (Z)	w/ 22 or 35 Gal. Tank; w/ Returnless System		RE0282S AFS0282S	
1993-91	V8 5.9L (Z)	w/ 22 or 35 Gal. Tank; w/ Return System		RE0273S AFS0273S	
1990-88	V8 5.9L (Z)		RE0262P AFS0262P		RF0047
3500 RAM VAN / B SERIES					
2003-98	V8 5.2L (Y)	w/ 35 Gal Tank		RE0568S AFS0568S	
2002-01	V8 5.2L (Y)	w/ 31 Gal. Tank		RE0569S AFS0569S	
2000-98	V8 5.2L (Y)	w/ 32 Gal. Tank		RE0569S AFS0569S	
1997	V8 5.2L (Y)			RE0310S AFS0310S	
1996	V8 5.2L (Y)			RE0308S AFS0308S	
1995-94	V8 5.2L (Y)	w/ 22 or 35 Gal. Tank; w/ Returnless System		RE0282S AFS0282S	
1993-91	V8 5.2L (Y)	w/ 22 or 35 Gal. Tank; w/ Return System		RE0273S AFS0273S	
1990-88	V8 5.2L (Y)		RE0262P AFS0262P		RF0047
2003-98	V8 5.9L (Z)	w/ 35 Gal Tank		RE0568S AFS0568S	
2002-01	V8 5.9L (Z)	w/ 31 Gal. Tank		RE0569S AFS0569S	
2000-98	V8 5.9L (Z)	w/ 32 Gal. Tank		RE0569S AFS0569S	
1997	V8 5.9L (Z)			RE0310S AFS0310S	
1996	V8 5.9L (Z)			RE0308S AFS0308S	
1995-92	V8 5.9L (Z)	w/ 22 or 35 Gal. Tank; w/ Returnless System		RE0282S AFS0282S	

AFS = New Fuel Pump/Assembly RE0 = Remanufactured Fuel Pump/Assembly

Year	Engine	Application Description	AFS/RE0 Pump Only Number	AFS/RE0 Assembly Number	Strainer Filter Number
DODGE TRUCK (cont.)					
3500 RAM VAN / B SERIES (cont.)					
1993-91	V8 5.9L (Z)	w/ Return System		RE0273S AFS0273S	
1990-88	V8 5.9L (Z)		RE0262P AFS0262P		RF0047
CARAVAN, MINI RAM VAN, GRAND CARAVAN, ROYAL MIN RAM					
1987-84	L4 2.2L	Turbo, In-Tank, w/ external mounted pump	RE1038P AFS1038P		RF0014
2007-04	L4 2.4L (B)			RE0849S AFS0849S	
2003-01	L4 2.4L (B)			RE0778S AFS0778S	
2000-96	L4 2.4L (B)			RE0304S AFS0304S	
1995-94	L4 2.5L (K)	FWD		RE0294S AFS0294S	
1993-91	L4 2.5L (K)			RE0265S AFS0265S	
1990-89	L4 2.5L (J)	w/ Turbo	RE0261P AFS0261P	RE0291F AFS0291F	RF0020
1990-89	L4 2.5L (K)	w/o Turbo	RE0257P AFS0257P	RE0286F	RF0020
1988	L4 2.5L (K)		RE0257P AFS0257P	RE0286F	RF0020
1987	L4 2.5L (K)	Mini-Ram w/ Fuel Injection	RE0257P AFS0257P		RF0020
1987-84	L4 2.6L	In-Tank	RE1038P AFS1038P		RF0014
2000-96	V6 3.0L (3)			RE0304S AFS0304S	
1995-94	V6 3.0L (3)	FWD		RE0294S AFS0294S	
1993-91	V6 3.0L (3)	FWD		RE0265S AFS0265S	
1990-87	V6 3.0L (3)			RE0291F AFS0291F	
2007-05	V6 3.3L (R)	w/ Floor storage & Fold away seats	RE1035P AFS1035P	RE0908S AFS0908S	
2007-04	V6 3.3L (R)	w/o Fold Away Seats and Floor Storage		RE0849S AFS0849S	
2003-01	V6 3.3L (3)	Flex Fuel		RE1029S AFS1029S	
2003-01	V6 3.3L (R)			RE0778S AFS0778S	
2000-98	V6 3.3L (G)	Flex Fuel		RE1028S AFS1028S	
2000-96	V6 3.3L (R)			RE0304S AFS0304S	
1995-94	V6 3.3L (R)	FWD		RE0294S AFS0294S	
1993-91	V6 3.3L (R)	FWD		RE0265S AFS0265S	
1993-91	V6 3.3L (R)	AWD; w/ 3 Pin Connector		RE0280S AFS0280S	
1993-91	V6 3.3L (R)	AWD; w/ 5 Pin Connector		RE0264S AFS0264S	
1990	V6 3.3L (R)			RE0291F AFS0291F	

AFS = New Fuel Pump/Assembly RE0 = Remanufactured Fuel Pump/Assembly

Year	Engine	Application Description	AFS/RE0 Pump Only Number	AFS/RE0 Assembly Number	Strainer Filter Number
DODGE TRUCK (cont.)					
CARAVAN, MINI RAM VAN, GRAND CARAVAN, ROYAL MIN RAM (cont.)					
2007-05	V6 3.8L (L)	w/ Floor storage & Fold away seats	RE1035P AFS1035P	RE0908S AFS0908S	
2005-04	V6 3.8L (L)	w/o Fold Away Seats and Floor Storage		RE0849S AFS0849S	
2003-01	V6 3.8L (L)			RE0778S AFS0778S	
2000-96	V6 3.8L (L)			RE0304S AFS0304S	
1995-94	V6 3.8L (L)	FWD		RE0294S AFS0294S	
1995-94	V6 3.8L (L)	AWD		RE0280S AFS0280S	
D SERIES					
1993-91	V6 3.9L (X)			RE0271S AFS0271S	
1990-88	V6 3.9L (X)		RE0262P AFS0262P		RF0047
1993-91	V8 5.2L (Y)			RE0271S AFS0271S	
1990-88	V8 5.2L (Y)		RE0262P AFS0262P		RF0047
1993	V8 5.9L (5;Z)	w/22 Gal.Tank; D150/350; w/Return System Pump Assembly does not include Pressure Regulator		RE0271S AFS0271S	
1993	V8 5.9L (5;Z)	w/30 Gal.Tank; D150/350; Returnless System Pump Assembly Includes Pressure Regulator		RE0283S AFS0283S	
1993	V8 5.9L (5;Z)	w/34 Gal.Tank; D350, Returnless System Pump Assembly Includes Pressure Regulator		RE0491S	
1992-91	V8 5.9L (5;Z)			RE0271S AFS0271S	
1990-89	V8 5.9L (5;Z)		RE0262P AFS0262P		RF0047
DAKOTA					
2002	L4 2.5L (P)			RE0563S AFS0563S	
2001-00	L4 2.5L (P)	Std. Cab & 2 Dr. Club Cab w/ 22 Gal. Tank		RE0563S AFS0563S	
2000	L4 2.5L (P)	w/ 24 Gal. Tank		RE0847S AFS0847S	
1999-97	L4 2.5L (P)	w/ 22 Gal. Tank		RE0563S AFS0563S	
1999-97	L4 2.5L (P)	w/ 15 Gal. Tank		RE0504S AFS0504S	
1996	L4 2.5L (P)	w/ 15 Gal. Tank; w/ Returnless System		RE0306S AFS0306S	
1996	L4 2.5L (P)	w/ 22 Gal. Tank; w/ Returnless System		RE0305S AFS0305S	
1996	L4 2.5L (P)	w/ 22 or 35 Gal. Tank; w/ Return System		RE0274S AFS0274S	
1995-91	L4 2.5L (G)			RE0274S AFS0274S	
1990-89	L4 2.5L (G)		RE0262P AFS0262P		RF0047
2008-05	V6 3.7L (K)		RE1033P AFS1033P	AFS0930S	
2004	V6 3.7L	4 Dr., Crew Cab	AFS0968P		RF0100 RF0101

AFS = New Fuel Pump/Assembly RE0 = Remanufactured Fuel Pump/Assembly

Year	Engine	Application Description	AFS/RE0 Pump Only Number	AFS/RE0 Assembly Number	Strainer Filter Number
DODGE TRUCK (cont.)					
DAKOTA (cont.)					
2004	V6 3.7L (K)	w/ 22 Gal. Tank; w/ 2 Door Extended Cab		RE0871S AFS0871S	
2004	V6 3.7L (K)	w/ 20 Gal. Tank; w/ 2 Door Extended Cab & Standard Cab		RE0870S AFS0870S	
2004	V6 3.7L (K)	4 Dr., Crew Cab	AFS0968P		RF0100 RF0101
2003	V6 3.9L (X)	w/ 20 Gal. Tank; w/ 2 Door Extended Cab & Standard Cab		RE0808S AFS0808S	
2003-02	V6 3.9L (X)	w/ 22 Gal. Tank; w/ 2 Door Extended Cab & Standard Cab		RE0563S AFS0563S	
2003-01	V6 3.9L (X)	Quad Cab		RE0847S AFS0847S	
2001-00	V6 3.9L (X)	Std. Cab & 2 Dr. Club Cab w/ 22 Gal. Tank		RE0563S AFS0563S	
2000	V6 3.9L (X)	w/ 24 Gal. Tank		RE0847S AFS0847S	
1999-97	V6 3.9L (X)	w/ 22 Gal. Tank		RE0563S AFS0563S	
1999-97	V6 3.9L (X)	w/ 15 Gal. Tank		RE0504S AFS0504S	
1996	V6 3.9L (X)	w/ 22 Gal. Tank		RE0305S AFS0305S	
1996	V6 3.9L (X)	w/ 15 Gal. Tank		RE0306S AFS0306S	
1995-94	V6 3.9L (X)			RE0281S AFS0281S	
1993-91	V6 3.9L (X)			RE0274S AFS0274S	
1990-88	V6 3.9L (X)		RE0262P AFS0262P		RF0047
2008-05	V8 4.7L (J;N)		RE1033P AFS1033P	AFS0930S	
2004	V8 4.7L	4 Dr., Crew Cab	AFS0968P		RF0100 RF0101
2004	V8 4.7L (N)	w/ 22 Gal. Tank; w/ 2 Door Extended Cab		RE0871S AFS0871S	
2004	V8 4.7L (N)	w/ 20 Gal. Tank; w/ 2 Door Extended Cab & Standard Cab		RE0870S AFS0870S	
2004	V8 4.7L (N)	w/ 22 Gal. Tank; w/ 2 Door Extended Cab		RE0871S AFS0871S	
2004	V8 4.7L (N)	w/ 20 Gal. Tank; w/ 2 Door Extended Cab & Standard Cab		RE0870S AFS0870S	
2003	V8 4.7L (N)	w/ 22 Gal. Tank; w/ 2 Door Extended Cab		RE0563S AFS0563S	
2003	V8 4.7L (N)	w/ 20 Gal. Tank; w/ 2 Door Extended Cab & Standard Cab		RE0808S AFS0808S	
2003-00	V8 4.7L (N)	Quad Cab		RE0847S AFS0847S	
2003-00	V8 4.7L (N)	w/ 22 Gal. Tank; w/ 2 Door Extended Cab & Standard Cab		RE0563S AFS0563S	
2002	V8 4.7L (N)	w/ 2 Dr. Extended and Standard Cab		RE0563S AFS0563S	
2000	V8 4.7L (N)	w/ 24 Gal. Tank		RE0847S AFS0847S	
1999-97	V8 5.2L (Y)	w/ 22 Gal. Tank		RE0563S AFS0563S	
1999-97	V8 5.2L (Y)	w/ 15 Gal. Tank		RE0504S AFS0504S	

AFS = New Fuel Pump/Assembly RE0 = Remanufactured Fuel Pump/Assembly

Year	Engine	Application Description	AFS/RE0 Pump Only Number	AFS/RE0 Assembly Number	Strainer Filter Number
DODGE TRUCK (cont.)					
DAKOTA (cont.)					
1996	V8 5.2L (Y)	w/ 22 Gal. Tank		RE0305S AFS0305S	
1996	V8 5.2L (Y)	w/ 15 Gal. Tank		RE0306S AFS0306S	
1995-94	V8 5.2L (Y)			RE0281S AFS0281S	
1993-91	V8 5.2L (Y)			RE0274S AFS0274S	
1990-89	V8 5.2L (Y)		RE0262P AFS0262P		RF0047
2003	V8 5.9L (Z)	w/ 20 Gal. Tank; w/ 2 Door Extended Cab & Standard Cab		RE0808S AFS0808S	
2003-02	V8 5.9L (Z)	w/ 22 Gal. Tank; w/ 2 Door Extended Cab		RE0563S AFS0563S	
2003-01	V8 5.9L (Z)	Quad Cab		RE0847S AFS0847S	
2002	V8 5.9L (Z)	w/ 2 Dr. Extended and Standard Cab		RE0563S AFS0563S	
2001-00	V8 5.9L (Z)	w/ 22 Gal. Tank; w/ 2 Door Extended Cab & Standard Cab		RE0563S AFS0563S	
2000	V8 5.9L (Z)	w/ 24 Gal. Tank		RE0847S AFS0847S	
1999-98	V8 5.9L (Z)	w/ 22 Gal. Tank		RE0563S AFS0563S	
1999-98	V8 5.9L (Z)	w/ 15 Gal. Tank		RE0504S AFS0504S	
DURANGO					
1999-98	V6 3.9L (X)			RE0564S AFS0564S	
2001-00	V8 4.7L (N)			RE0564S AFS0564S	
2000-98	V8 5.2L (Y)			RE0564S AFS0564S	
2003-98	V8 5.9L (Z)			RE0564S AFS0564S	
RAIDER					
1989	V6 3.0L (S)		AFS0205P		RF0034
RAM 50, POWER RAM 50, D50					
1993-91	L4 2.4L (G;W)		RE0427P AFS0427P		RF0051
1990	L4 2.4L (W)		AFS0205P		RF0034
1991	V6 3.0L (S)		RE0427P AFS0427P		RF0051
1990	V6 3.0L (S)		AFS0205P		RF0034
RAM 1500 PICKUP					
2007	V6 3.7L (K)			AFS0940S	
2007-04	V6 3.7L (K)	w/ 26 Gal Tank; w/Crew. Std. Cab, Long Bed		AFS0942S	
2006-04	V6 3.7L (K)	w/ 35 Gal Tank; w/Crew. Std. Cab, Long Bed		AFS0940S	
2006-04	V6 3.7L (K)	w/ 34 Gal Tank; w/Crew. Std. Cab, Long Bed		AFS0940S	
2003-02	V6 3.7L (K)	w/ 35 Gal Tank		RE0810S AFS0810S	
2003-02	V6 3.7L (K)	w/ 26 Gal. Tank		RE0809S AFS0809S	
2001-98	V6 3.9L (X)	w/ 35 Gal Tank		RE0499S AFS0499S	

AFS = New Fuel Pump/Assembly RE0 = Remanufactured Fuel Pump/Assembly

Year	Engine	Application Description	AFS/RE0 Pump Only Number	AFS/RE0 Assembly Number	Strainer Filter Number
DODGE TRUCK (cont.)					
RAM 1500 PICKUP (cont.)					
2001-98	V6 3.9L (X)	w/ 26 or 34 Gal Tank		RE0573S AFS0573S	
1997-96	V6 3.9L (X)			RE0303S AFS0303S	
1995	V6 3.9L (X)			RE0299S AFS0299S	
1994	V6 3.9L (X)			RE0284S AFS0284S	
2007	V8 4.7L (N)			AFS0940S	
2007-04	V8 4.7L (P)	Flex Fuel		AFS0941S	
2006-04	V8 4.7L (N)	w/ 35 Gal Tank; w/Crew, Std., Ext., Cab, Long Bed		AFS0940S	
2006-04	V8 4.7L (N)	w/ 34 Gal Tank; w/Crew Cab, Short Bed		AFS0940S	
2006-04	V8 4.7L (N)	w/ 26 Gal Tank; w/Crew Cab, Short Bed		AFS0942S	
2006-04	V8 4.7L (P)	w/ 26 Gal Tank; w/Short Bed; 35 Gal Tank , Long Bed, Flex Fuel		AFS0941S	
2003-02	V8 4.7L (N)	w/ 35 Gal Tank		RE0810S AFS0810S	
2003-02	V8 4.7L (N)	w/ 26 Gal. Tank		RE0809S AFS0809S	
2001-98	V8 5.2L (Y)	w/ 35 Gal Tank		RE0499S AFS0499S	
2001-98	V8 5.2L (Y)	w/ 26 or 34 Gal Tank		RE0573S AFS0573S	
1997-96	V8 5.2L (Y)			RE0303S AFS0303S	
1995	V8 5.2L (Y)			RE0299S AFS0299S	
1994	V8 5.2L (Y)			RE0284S AFS0284S	
2009-08	V8 5.7L (T)	Exc. Crew Cab		AFS0940S	
2008-07	V8 5.7L (D;2)			AFS0940S	
2008-04	V8 5.7L (D;2)	w/ 26 Gal Tank; w/Crew, Std. Cab, Long Bed		AFS0942S	
2006-04	V8 5.7L (D;2)	w/ 35 Gal Tank; w/Crew, Std. Cab, Long Bed		AFS0940S	
2006-04	V8 5.7L (D;2)	w/ 34 Gal Tank; w/Crew Cab, Short Bed		AFS0940S	
2003	V8 5.7L (D;2)	w/ 35 Gal Tank		RE0810S AFS0810S	
2003	V8 5.7L (D;2)	w/ 26 Gal. Tank		RE0869S AFS0869S	
2003-02	V8 5.9L (Z)	w/ 35 Gal Tank		RE0810S AFS0810S	
2003-02	V8 5.9L (Z)	w/ 26 Gal. Tank		RE0809S AFS0809S	
2001-98	V8 5.9L (5;Z)	w/ 35 Gal Tank		RE0499S AFS0499S	
2001-98	V8 5.9L (Z)	w/ 26 or 34 Gal Tank		RE0573S AFS0573S	
1997-96	V8 5.9L (Z)			RE0303S AFS0303S	
1995	V8 5.9L (Z)			RE0299S AFS0299S	
1994	V8 5.9L (Z)			RE0284S AFS0284S	
2004	V10 8.3L (Z)	SRT; w/ 35 Gal Tank		RE0867S AFS0867S	

AFS = New Fuel Pump/Assembly RE0 = Remanufactured Fuel Pump/Assembly

Year	Engine	Application Description	AFS/RE0 Pump Only Number	AFS/RE0 Assembly Number	Strainer Filter Number
DODGE TRUCK (cont.)					
RAM 2500 PICKUP					
2009-05	L6 5.9L	Diesel, Short Bed		AFS1031S	
2004-02	L6 5.9L	Diesel, For Models that have not been converted to in tank pump	RE1037P AFS1037P		
2009-07	L6 6.7L	Diesel, Short Bed		AFS1031S	
1996	V8 5.2L			RE0303S AFS0303S	
1995	V8 5.2L			RE0299S AFS0299S	
1994	V8 5.2L (Y)			RE0284S AFS0284S	
2009	V8 5.7L (T)	Ext., Crew Cab, Short Bed		AFS0940S	
2008	V8 5.7L (D:2)	Ext., Crew Cab		AFS0940S	
2007	V8 5.7L (D:2)	Ext., Crew Cab, Long Bed		AFS0940S	
2006	V8 5.7L	w/ 34 Gal Tank; w/Crew Cab, Short Bed		AFS0940S	
2006	V8 5.7L (D:2)	w/ 35 Gal Tank; w/Crew, Std. Cab, Long Bed		AFS0940S	
2006	V8 5.7L (D:2)	w/ 26 Gal Tank; w/Crew, Std. Cab, Short Bed		AFS0942S	
2005	V8 5.7L (D:2)	w/ 35 Gal Tank; Crew Cab		AFS0942S	
2004	V8 5.7L (D:2)	Std., Crew Cab, Long Bed		AFS0931S	
2004-03	V8 5.7L (D)	w/ 26 Gal. Tank		RE0869S AFS0869S	
2003	V8 5.7L (D)	w/ 34, 35 Gal Tank		RE0866S AFS0866S	
2002	L6 5.9L (C)	Diesel, External Mount	AFS0970P		
2002	V8 5.9L (Z)	w/ 35 Gal Tank, Ext. Cab, 4 Dr., Std. Cab Old Body		RE0499S AFS0499S	
2002	V8 5.9L (Z)	w/ 34 Gal Tank, Ext. Cab, 4 Door		RE0573S AFS0573S	
2001-98	V8 5.9L (Z)	w/ 26 or 34 Gal Tank		RE0573S AFS0573S	
1997-96	V8 5.9L (Z)			RE0303S AFS0303S	
1995	V8 5.9L (Z)			RE0299S AFS0299S	
1994	V8 5.9L (Z)			RE0284S AFS0284S	
2003	V10 8.0L (W)	w/ 35 Gal Tank		RE0867S AFS0867S	
2003	V10 8.0L (W)	w/ 34 Gal Tank		RE0866S AFS0866S	
2002	V10 8.0L (W)	w/ 35 Gal Tank		RE0499S AFS0499S	
2002	V10 8.0L (W)	w/ 34 Gal Tank		RE0573S AFS0573S	
2001-98	V10 8.0L (W)	w/ 35 Gal Tank		RE0499S AFS0499S	
2001-98	V10 8.0L (W)	w/ 26 or 34 Gal Tank		RE0573S AFS0573S	
1997-96	V10 8.0L (W)			RE0303S AFS0303S	
1995	V10 8.0L (W)			RE0299S AFS0299S	
1994	V10 8.0L (W)			RE0284S AFS0284S	
RAM 3500 PICKUP					
2009-05	L6 5.9L	Diesel, Short Bed		AFS1031S	
2004-02	L6 5.9L	Diesel, For Models that have not been converted to in tank pump	RE1037P AFS1037P		
2009-07	L6 6.7L	Diesel, Short Bed		AFS1031S	

AFS = New Fuel Pump/Assembly RE0 = Remanufactured Fuel Pump/Assembly

Year	Engine	Application Description	AFS/RE0 Pump Only Number	AFS/RE0 Assembly Number	Strainer Filter Number
DODGE TRUCK (cont.)					
RAM 3500 PICKUP (cont.)					
2009-05	V8 5.7L (D, T)			AFS0940S	
2004	V8 5.7L (D)			AFS0931S	
2003	V8 5.7L (D)			RE0866S AFS0866S	
2002	L6 5.9L (C)	Diesel, External Mount	AFS0970P		
2002	V8 5.9L (5;Z)	w/ 35 Gal Tank		RE0499S AFS0499S	
2002	V8 5.9L (5;Z)	w/ 34 Gal Tank		RE0573S AFS0573S	
2001-98	V8 5.9L (5;Z)	w/ 35 Gal Tank		RE0499S AFS0499S	
2001-98	V8 5.9L (5;Z)	w/ 26 or 34 Gal Tank		RE0573S AFS0573S	
1997-96	V8 5.9L (5;Z)			RE0303S AFS0303S	
1995	V8 5.9L (5)			RE0299S AFS0299S	
1994	V8 5.9L (Z)			RE0284S AFS0284S	
2003	V10 8.0L (W)			RE0866S AFS0866S	
2002	V10 8.0L (W)	w/ 35 Gal Tank		RE0499S AFS0499S	
2002	V10 8.0L (W)	w/ 34 Gal Tank		RE0573S AFS0573S	
2001-98	V10 8.0L (W)	w/ 35 Gal Tank		RE0499S AFS0499S	
2001-98	V10 8.0L (W)	w/ 26 or 34 Gal Tank		RE0573S AFS0573S	
1997-96	V10 8.0L (W)			RE0303S AFS0303S	
1995	V10 8.0L (W)			RE0299S AFS0299S	
1994	V10 8.0L (W)			RE0284S AFS0284S	
RAMCHARGER					
1993-91	V8 5.2L (Y)			RE0487S	
1990-88	V8 5.2L (Y)		RE0262P AFS0262P		RF0047
1993-92	V8 5.9L (Z)	w/ Returnless System		RE0283S AFS0283S	
1991	V8 5.9L (Z)			RE0487S	
1990-89	V8 5.9L (Z)		RE0262P AFS0262P		RF0047
W SERIES					
1993-91	V6 3.9L (X)			RE0271S AFS0271S	
1990	V6 3.9L (X)		RE0262P AFS0262P		RF0047
1993-91	V8 5.2L (Y)			RE0271S AFS0271S	
1990	V8 5.2L (Y)		RE0262P AFS0262P		RF0047
1993	V8 5.9L	w/34 Gal. Tank; W350 Returnless System; Pump Assembly Includes Pressure Regulator		RE0491S	

AFS = New Fuel Pump/Assembly RE0 = Remanufactured Fuel Pump/Assembly

Year	Engine	Application Description	AFS/RE0 Pump Only Number	AFS/RE0 Assembly Number	Strainer Filter Number
DODGE TRUCK (cont.)					
W SERIES (cont.)					
1993	V8 5.9L	w/22 Gal. Tank; W150/350 Return System; Pump Assembly does not include Pressure Regulator		RE0271S AFS0271S	
1993	V8 5.9L	w/30 Gal. Tank; W150/350 Returnless System; Pump Assembly Includes Pressure Regulator		RE0283S AFS0283S	
1992	V8 5.9L	w/34 Gal. Tank; W350 Returnless System; Pump Assembly Includes Pressure Regulator		RE0491S	
1992-91	V8 5.9L (5)			RE0271S AFS0271S	
1992-91	V8 5.9L (Z)			RE0271S AFS0271S	
1990	V8 5.9L (5)		RE0262P AFS0262P		RF0047
1990	V8 5.9L (Z)		RE0262P AFS0262P		RF0047
EAGLE					
2000 GTX					
1992-91	L4 2.0L	Canada	RE0427P AFS0427P		RF0051
PREMIER					
1989-88	L4 2.5L		RE1026P	AFS1026P	RF0016
1992-91	V6 3.0L	From 10/31/90		RE0267S	
1990-88	V6 3.0L		RE1026P	AFS1026P	RF0016
SUMMIT					
1996-91	L4 1.5L (A)		RE0427P AFS0427P		RF0051
1990-89	L4 1.5L (X)		RE0327P AFS0327P		RF0021
1990-89	L4 1.6L (Y)		RE0327P AFS0327P		RF0021
1996-92	L4 1.8L (C;D)		RE0427P AFS0427P		RF0051
1996-92	L4 2.4L (G;W)		RE0427P AFS0427P		RF0051
TALON					
1994-93	L4 1.8L	w/1 1/2" Dia. Pump	RE0427P AFS0427P		RF0051
1994-93	L4 1.8L	w/2" Dia. Pump	RE0327P AFS0327P		RF0034
1998	L4 2.0L (F)	FWD; Turbo	AFS0461P		RF0051
1998-95	L4 2.0L (Y)	w/o Turbo	RE0427P AFS0427P	RE0297F AFS0297F	RF0051
1997-95	L4 2.0L	w/ Turbo	AFS0461P		RF0051
1995	L4 2.0L (Y)	2WD; w/o Turbo	RE0427P AFS0427P	RE0297F	RF0051
1994-92	L4 2.0L	Turbo; w/ 2" Diameter Pump	RE0327P AFS0327P		RF0034
1994-92	L4 2.0L	w/o Turbo; w/ 1.50" Diameter Pump	RE0427P AFS0427P		RF0051
1991-90	L4 2.0L		RE0327P AFS0327P		RF0034

AFS = New Fuel Pump/Assembly RE0 = Remanufactured Fuel Pump/Assembly

Year	Engine	Application Description	AFS/RE0 Pump Only Number	AFS/RE0 Assembly Number	Strainer Filter Number
EAGLE (cont.)					
VISION					
1997-96	V6 3.3L (T)			RE0496S AFS0496S	
1995-93	V6 3.3L (T)	Exc. Flex Fuel		RE0277S AFS0277S	
1994	V6 3.3L (U)	Flex Fuel		RE0293S AFS0293S	
1997-96	V6 3.5L (F)			RE0496S AFS0496S	
1995-93	V6 3.5L (F)	Exc. Flex Fuel		RE0277S AFS0277S	
FIAT					
124, 124 SPIDER					
1983-81	L4 2.0L	Fuel Inj.	AFS0121P		
BRAVA					
1981	L4 2.0L	Fuel Inj.	AFS0121P		
X-1/9					
1983-81	L4 1.5L	Fuel Inj.	AFS0121P		
FORD					
ASPIRE					
1997-94	L4 1.3L (H)	3 Dr.		RE0126F AFS0126F	
1997-94	L4 1.3L (H)	5 Dr.		RE0125F AFS0125F	
CONTOUR					
2000-99	L4 2.0L (3;Z)	w/o Fuel Pump Locking Ring in Bottom of Tank, From 5/3/99	AFS0879P	RE0921S	
2000-99	L4 2.0L (3;Z)	w/ Fuel Pump Locking Ring in Bottom of Tank, From 5/3/99	RE0879P AFS0879P		
1999	L4 2.0L (3)	w/ 6" Flange; w/ Locator Tabs; To 5/3/99		RE0225S	
1998	L4 2.0L (3)	w/ 4 1/2" Flange; w/o Locator Tabs		RE0032S	
1998	L4 2.0L (3)	w/ 6" Flange; w/ Locator Tabs;		RE0225S	
1997	L4 2.0L (3)			RE0032S	
1996-95	L4 2.0L (3)			RE0073S	
2000-99	V6 2.5L (G;L)	w/ Fuel Pump Locking Ring in Bottom of Tank, From 5/3/99	RE0879P AFS0879P		
2000-99	V6 2.5L (G;L)	Ford Service Fix; w/o Fuel Pump Locking Ring in Bottom of Tank, From 5/3/99	AFS0879P	RE0921S	
1999	V6 2.5L (G;L)	w/ 6" Flange; w/ Locator Tabs; To 5/3/99		RE0225S	
1998	V6 2.5L (G;L)	w/ 4 1/2" Flange; w/o Locator Tabs		RE0032S	
1998	V6 2.5L (G;L)	w/ 6" Flange; w/ Locator Tabs;		RE0225S	
1997	V6 2.5L (L)			RE0032S	
1996-95	V6 2.5L (L)			RE0073S	
ESCORT, ESCORT GT, EXP, ZX2					
1985-84	L4 1.6L	w/E.F.I.; Ext. Mntd.	AFS0143P		
1996-94	L4 1.8L (8)		RE0027P AFS0027P	RE0105F AFS0105F	RF0039
1993-91	L4 1.8L (8)		RE0016P AFS0016P	RE0063S AFS0063S	RF0039
1996-94	L4 1.9L (J)		RE0027P AFS0027P	RE0105F AFS0105F	RF0039
1993-91	L4 1.9L (J)		RE0016P AFS0016P	RE0063S AFS0063S	RF0039
1990-87	L4 1.9L	GT; w/E.F.I.; In-Tank	RE0980P AFS0980P	RE0091S AFS0091S	RF0019

AFS = New Fuel Pump/Assembly RE0 = Remanufactured Fuel Pump/Assembly

Year	Engine	Application Description	AFS/RE0 Pump Only Number	AFS/RE0 Assembly Number	Strainer Filter Number
FORD (cont.)					
ESCORT, ESCORT GT, EXP, ZX2 (cont.)					
1990-87	L4 1.9L	w/C.F.I.; Ext. GT		RE0042S AFS0042S	
1986	L4 1.9L	C.F.I. or E.F.I.; Ext. Mntd.	AFS0143P		
2003-99	L4 2.0L (3)	DOHC	RE1002P AFS1002P	RE0336S AFS0336S	RF0094
2002-99	L4 2.0L (P)	SOHC		RE0336S AFS0336S	
1998	L4 2.0L (3,9)	From 10/97		RE0213S AFS0213S	
1997	L4 2.0L (P)			RE0140F AFS0140F	
FESTIVA					
1993-89	L4 1.3L (H)	w/ E.F.I.	RE0327P AFS0327P		RF0021
FOCUS					
2007-05	L4 2.0L (N)	DOHC	AFS0967P		RF0094 RF0098
2007-05	L4 2.0L (N)	DOHC		RE0907S	
2004-03	L4 2.0L (3;5)	DOHC	AFS0975P ⁶	AFS0838S	
2004-02	L4 2.0L (P)	SOHC; From 5/22/02	AFS0975P ⁶		
2002-00	L4 2.0L (3;P)	w/ Fuel Pump Locking Ring in Bottom of Tank, Before 5/22/02		RE0357S	
2002-00	L4 2.0L (3;P)	w/o Fuel Pump Locking Ring in Bottom of Tank, Before 5/22/02	AFS0971P ⁶		
2002-00	L4 2.0L (P)	SOHC; To 5/22/02		RE0357S	
2007-03	L4 2.3L (Z)	DOHC From 4/5/2004	AFS0967P		RF0094 RF0098
2004-03	L4 2.3L (Z)	DOHC; To 4/4/2004		RE0906S AFS0906S	
LTD, LTD CROWN VICTORIA, COUNTRY SQUIRE, LX					
1986-85	V6 3.8L	LTD; w/C.F.I.; Ext. Mntd.	RE0001P AFS0001P		
1986-85	V6 3.8L	LTD Sedan; w/C.F.I.; In-Tank; w/Ext. Range Fuel Tank, From 5/85	AFS0013P		RF0002
1985-84	V6 3.8L	LTD Sedan, w/T.B.I., w/o Digital Dash, To 5/85		RE0989S AFS0989S	
2008-03	V8 4.6L (9;W)	Cown Victoria; Single Port		RE0510S AFS0510S	
2004-03	V8 4.6L (9;W)	Cown Victoria; Single Port	RE0998P AFS0998P		
2002-01	V8 4.6L (9;W)	Crown Victoria		RE0850S AFS0850S	
2002-01	V8 4.6L (9;W)	Motor w/ Wide Electrical Terminals	RE0887P AFS0887P		RF0069
2002-97	V8 4.6L (9;W)	Motor w/ Thin Electrical Terminals			RF0069
2000-98	V8 4.6L (9;W)	Crown Victoria		RE0111S AFS0111S	
2000-98	V8 4.6L (9;W)	Motor w/ Wide Electrical Terminals	RE0887P AFS0887P		RF0069
2000-98	V8 4.6L (9;W)	Motor w/ Thin Electrical Terminals			RF0069
1997	V8 4.6L (W)	Crown Victoria; w/o Sender		RE0111S AFS0111S	
1997	V8 4.6L (W)	Crown Victoria; w/ Sender		RE0111S AFS0111S	
1997	V8 4.6L (W)	Motor w/ Wide Electrical Terminals	RE0887P AFS0887P		RF0069
1997	V8 4.6L (W)	Motor w/ Thin Electrical Terminals			RF0069

⁶ Filter supplied with kit

AFS = New Fuel Pump/Assembly RE0 = Remanufactured Fuel Pump/Assembly

Year	Engine	Application Description	AFS/RE0 Pump Only Number	AFS/RE0 Assembly Number	Strainer Filter Number
FORD (cont.)					
LTD, LTD CROWN VICTORIA, COUNTRY SQUIRE, LX (cont.)					
1996-95	V8 4.6L (W)			RE0069S AFS0069S	
1996-95	V8 4.6L (W)	Motor w/ Wide Electrical Terminals	RE0029P AFS0029P		RF0069
1996-95	V8 4.6L (W)	Motor w/ Thin Electrical Terminals	RE0109P AFS0109P		RF0069
1994-93	V8 4.6L (W)			RE0078S AFS0078S	
1994-93	V8 4.6L (W)	Motor w/ Wide Electrical Terminals	RE0029P AFS0029P		RF0067
1994-93	V8 4.6L (W)	Motor w/ Thin Electrical Terminals	RE0109P AFS0109P		RF0067
1992	V8 4.6L (W)		AFS0017P	RE0078S AFS0078S	RF0019
1991-90	V8 5.0L	LTD Crown Victoria Sedan; Exc. Export	RE0979P AFS0979P	RE0075S AFS0075S	RF0019
1991-86	V8 5.0L	LTD Crown Victoria Wagon; Country Squire Wagon; From 5/86		RE0046F	
1989-83	V8 5.0L	LTD Crown Victoria Sedan		RE0044F	RF0004
1986	V8 5.0L	LTD Crown Victoria Sedan		RE0044F	
1986-83	V8 5.0L	LTD; Country Squire Wagon; To 5/86		RE0046F AFS0046F	
1986-83	V8 5.0L	LTD; Crown Victoria Wagon; Country Squire Wagon; From 5/86		RE0046F AFS0046F	
MUSTANG, MUSTANG II					
1993-87	L4 2.3L			RE0067F AFS0067F	
1993-87	L4 2.3L	w/ Brass outlet tube on motor	AFS0976P		RF0019
1988-85	L4 2.3L	Gas Engines; Ext. Mntd.	RE0001P AFS0001P		
1986-85	L4 2.3L	Turbo; From 11/84		RE0067F AFS0067F	
1985	L4 2.3L	In-Tank, SVO Turbo, To 11/84	RE1003P AFS1003P		RF0006
1985-84	L4 2.3L (T;W)	Turbo; To 11/84; Ext. Mntd.	RE0001P AFS0001P		
1984-83	L4 2.3L	In-Tank , Turbo, From 11/83	RE1003P AFS1003P		RF0006
1983	L4 2.3L	To 11/83; In-Tank	AFS0013P		RF0002
2004-01	V6 3.8L (4)			RE0834S AFS0834S	
2004-01	V6 3.8L (4)		AFS0974P ⁶		
2000-99	V6 3.8L (4)			RE0333S AFS0333S	
1998	V6 3.8L (4)	Calif.	RE0879P AFS0879P	RE0227S	
1998	V6 3.8L (4)	Exc. Calif.	RE0879P AFS0879P	RE0230S AFS0230S	
1997-94	V6 3.8L (4)			RE0506F AFS0506F	
1997-94	V6 3.8L (4)	w/ Brass outlet tube on motor	AFS0976P		RF0019
1986-85	V6 3.8L	w/C.F.I.; From 11/84		RE0067F AFS0067F	
1985	V6 3.8L	Before 11/84; Ext. Mntd.	RE0001P AFS0001P		
1985-84	V6 3.8L	In-Tank, w/TBI, To 11/84	RE1003P AFS1003P		RF0006

⁶ Filter supplied with kit

AFS = New Fuel Pump/Assembly RE0 = Remanufactured Fuel Pump/Assembly

Year	Engine	Application Description	AFS/RE0 Pump Only Number	AFS/RE0 Assembly Number	Strainer Filter Number
FORD (cont.)					
MUSTANG, MUSTANG II (cont.)					
1984	V6 3.8L	w/C.F.I.; Ext. Mntd.	RE0001P AFS0001P		
1983	V6 3.8L	Before 11/83; In-Tank	AFS0013P		RF0002
2004	V6 3.9L (6)		AFS0974P ⁶	RE0834S AFS0834S	
2009-05	V6 4.0L (N)			RE0902S AFS0902S	
2009-05	V8 4.6L (H)			RE0902S AFS0902S	
2004-03	V8 4.6 (R, X)			RE0834S AFS0834S	
2004-03	V8 4.6 (Y)	Cobra		RE0951S	
2002	V8 4.6L (X)	SOHC		RE0834S AFS0834S	
2001	V8 4.6L (X;V)	SOHC; DOHC		RE0834S AFS0834S	
2000-99	V8 4.6L (X;V)		AFS0974P ⁶	RE0333S AFS0333S	
1998	V8 4.6L (X;V)	Calif.	AFS0974P ⁶	RE0229S AFS0229S	
1998	V8 4.6L (X;V)	Exc. Calif.	AFS0974P ⁶	RE0230S AFS0230S	
1997-96	V8 4.6L (V)	Cobra		RE0135F	
1997-96	V8 4.6L (X)	2 Valve; SOHC; Exc. Cobra		RE0506F AFS0506F	
1997-96	V8 4.6L (X)	SOHC; Exc. Cobra, w/ Brass outlet tube on motor	AFS0976P		RF0019
1995-94	V8 5.0L			RE0506F AFS0506F	
1995-94	V8 5.0L	w/ Brass outlet tube on motor	AFS0976P		RF0019
1993-87	V8 5.0L			RE0067F AFS0067F	
1993-87	V8 5.0L	w/ Brass outlet tube on motor	AFS0976P		RF0019
1986-85	V8 5.0L	w/Fuel Inj.; From 11/84		RE0067F AFS0067F	
1985-84	V8 5.0L	w/Fuel Inj.; w/Auto Trans.; Ext. Mntd.	RE0001P AFS0001P		
1985-84	V8 5.0L	In-Tank, w/TBI, To 11/84	RE1003P AFS1003P		RF0006
2007	V8 5.4L (S)			RE0902S AFS0902S	
1995	V8 5.8L (C)	Cobra		RE0506F AFS0506F	
PROBE					
1997-96	L4 2.0L (A)			RE0074F	
1995	L4 2.0L (A)	From 3/1/95		RE0074F	
1995	L4 2.0L (A)	To 3/1/95		RE0108F	
1994	L4 2.0L (A)	From 7/94		RE0074F	
1994-93	L4 2.0L (A)	To 7/94		RE0108F	
1993	L4 2.0L (B)			RE0108F	
1992-89	L4 2.2L (C)	w/o Turbo	RE0327P AFS0327P		RF0023
1997-96	V6 2.5L (B)			RE0074F	
1995	V6 2.5L (B)	From 3/1/95		RE0074F	
1995	V6 2.5L (B)	To 3/1/95		RE0108F	
1994	V6 2.5L (B)	From 7/94		RE0074F	
1994-93	V6 2.5L (B)	To 7/94		RE0108F	

⁶ Filter supplied with kit

AFS = New Fuel Pump/Assembly RE0 = Remanufactured Fuel Pump/Assembly

Year	Engine	Application Description	AFS/RE0 Pump Only Number	AFS/RE0 Assembly Number	Strainer Filter Number
FORD (cont.)					
PROBE (cont.)					
1992-90	V6 3.0L		RE0983P AFS0893P		RF0039
TAURUS					
1990	L4 2.5L	w/18.6 Gal. Tank; w/Digital Dash	RE0016P AFS0016P	RE0066S AFS0066S	RF0040
1990-86	L4 2.5L	w/16 Gal. Tank	RE0016P AFS0016P	RE0036S AFS0036S	RF0040
1990-86	L4 2.5L	w/18.6 Gal. Tank; w/o Digital Dash		RE0037S AFS0037S	
1989-86	L4 2.5L	w/18.6 Gal. Tank; w/Digital Dash	RE0016P AFS0016P	RE0039S AFS0039S	
2007-04	V6 3.0L (S;U)		RE0753P AFS0967P	RE0857S AFS0857S	RF0094 RF0098
2006-04	V6 3.0L (2)	Flex Fuel	RE1005P AFS1005P	RE0891S AFS0891S	
2003-02	V6 3.0L (2)	Flex Fuel; w/ Standard Range Fuel Tank	RE1005P AFS1005P	RE0839S AFS0839S	
2003-02	V6 3.0L (S;U)			RE0820S AFS0820S	
2003-00	V6 3.0L (2)	Flex Fuel; w/ Extended Range Fuel Tank	RE1005P AFS1005P	RE0354S AFS0354S	
2001	V6 3.0L (2)	Flex Fuel; w/ Standard Range Fuel Tank		RE0996S AFS0996S	
2001	V6 3.0L (S;U)		AFS0978P	RE0819S AFS0819S	
2000	V6 3.0L (S;U)		RE0753P AFS0753P	RE0340S AFS0340S	RF0094 RF0097
1999	V6 3.0L (2)	Flex Fuel	RE1005P AFS1005P	RE0276S	
1999	V6 3.0L (S;U)		RE0753P AFS0753P	RE0275S AFS0275S	RF0094 RF0097
1998	V6 3.0L (1;2)	Methanol Gas/Ethanol Gas	RE1005P AFS1005P	RE0347S AFS0347S	
1998	V6 3.0L (S)	DOHC; w/o Sender		RE0215S AFS0215S	
1998	V6 3.0L (U)	OHV	RE0753P AFS0753P	RE0100S AFS0100S	RF0094 RF0097
1998-97	V6 3.0L (S)	DOHC	RE0753P AFS0753P		RF0094 RF0097
1997	V6 3.0L (1;2)	Flex Fuel	RE1005P AFS1005P	RE0142S	
1997	V6 3.0L (L)	DOHC	RE1006P AFS1006P	RE0185S	RF0094 RF0097
1997	V6 3.0L (U)	SOHC	RE0994P AFS0994P	RE0031S AFS0031S	RF0094 RF0097
1996	V6 3.0L (1;2)	Flex Fuel	RE1005P AFS1005P	RE0142S	
1996	V6 3.0L (S)	DOHC		RE0106S AFS0106S	
1996	V6 3.0L (U)	SOHC	RE0994P AFS0994P	RE0130S AFS0130S	RF0094 RF0097
1995-93	V6 3.0L (1)	Flex Fuel		RE0127S	
1995-90	V6 3.0L	w/18.6 Gal. Tank; w/Digital Dash; Exc. SHO	RE0016P AFS0016P	RE0066S AFS0066S	RF0040
1995-89	V6 3.0L (Y)	SHO	RE0979P AFS0979P	RE0071S AFS0071S	RF0040
1995-86	V6 3.0L	w/18.6 Gal. Tank; w/o Digital Dash; Exc. SHO		RE0037S AFS0037S	

AFS = New Fuel Pump/Assembly RE0 = Remanufactured Fuel Pump/Assembly

Year	Engine	Application Description	AFS/RE0 Pump Only Number	AFS/RE0 Assembly Number	Strainer Filter Number
FORD (cont.)					
TAURUS (cont.)					
1995-86	V6 3.0L	w/16 Gal. Tank, Exc. SHO	RE0016P AFS0016P	RE0036S AFS0036S	RF0040
1989	V6 3.0L	w/16 Gal. Tank, Exc. SHO		RE0036S AFS0036S	
1989-86	V6 3.0L	w/18.6 Gal. Tank; w/Digital Dash; Exc. SHO	RE0016P AFS0016P	RE0039S	RF0040
1995-93	V6 3.2L (P)	SHO	RE0979P AFS0979P	RE0071S AFS0071S	RF0040
1995-90	V6 3.8L	w/18.6 Gal. Tank; w/Digital Dash		RE0066S AFS0066S	
1995-88	V6 3.8L	w/16 Gal. Tank		RE0036S AFS0036S	
1995-88	V6 3.8L	w/18.6 Gal. Tank; w/o Digital Dash		RE0037S AFS0037S	
1989-88	V6 3.8L	w/18.6 Gal. Tank; w/Digital Dash; Exc. SHO		RE0039S AFS0039S	
1999-98	V8 3.4L (N)	SHO		RE0210S	
1997	V8 3.4L (N)	SHO		RE0141F	
1996	V8 3.4L (N)	SHO		RE0106S AFS0106S	
TEMPO					
1994-93	L4 2.3L (X)	To 6/94		RE0059S AFS0059S	
1992-88	L4 2.3L	Exc. 4WD		RE0059S AFS0059S	
1987	L4 2.3L	w/C.F.I.; Exc. 4WD	AFS0007P		
1987-85	L4 2.3L	w/ T.B.I.		RE0985S AFS0985S	
1994-92	V6 3.0L (U)	To 6/94		RE0059S AFS0059S	
THUNDERBIRD					
1988-85	L4 2.3L	Turbo	AFS0017P	RE0043F	RF0040
1984	L4 2.3L	Turbo, To 11/84		RE0989S AFS0989S	
1984-83	L4 2.3L	Turbo; Ext. Mntd.	RE0001P AFS0001P		
1983	L4 2.3L	Turbo; In-Tank; To 11/83	AFS0013P		RF0006
1997-96	V6 3.8L (4)		AFS0017P		RF0040
1997-89	V6 3.8L (4;R)			RE0056S AFS0056S	
1995-89	V6 3.8L	Includes Turbo	AFS0017P		RF0040
1995-89	V6 3.8L (R)	Supercharged	RE1027P AFS1027P	RE0056S AFS0056S	
1988-85	V6 3.8L		RE0981P AFS0981P	RE0058F	RF0040
1985	V6 3.8L			RE0988F AFS0988F	
1984	V6 3.8L	w/C.F.I.; Ext. Mntd.	RE0001P AFS0001P		
2005-02	V8 3.9L (A)			RE0837S	
1997-94	V8 4.6L (W)		AFS0017P	RE0056S AFS0056S	RF0040
1993-91	V8 5.0L		AFS0017P	RE0056S AFS0056S	RF0040
1988-85	V8 5.0L		RE0981P AFS0981P	RE0058F	RF0040

AFS = New Fuel Pump/Assembly RE0 = Remanufactured Fuel Pump/Assembly

Year	Engine	Application Description	AFS/RE0 Pump Only Number	AFS/RE0 Assembly Number	Strainer Filter Number
FORD (cont.)					
THUNDERBIRD (cont.)					
1985	V8 5.0L			RE0988F AFS0988F	
1984-83	V8 5.0L	Ext. Mntd.	RE0001P AFS0001P		
1983	V8 5.0L	In-Tank	RE1003P AFS1003P		RF0006
FORD TRUCK					
AEROSTAR					
1987	L4 2.3L	In-Tank	RE0980P AFS0980P	RE0040S AFS0040S	RF0019
1986	L4 2.3L	Ext. Mntd.	AFS0001P		
1986	L4 2.3L	In-Tank; From 2/86	RE0980P AFS0980P	RE0040S AFS0040S	RF0019
1986	L4 2.3L	In-Tank; To 2/86		RE0040S	
1997-90	V6 3.0L			RE0065S AFS0065S	
1989	V6 3.0L	w/17 Gal. Tank	RE0980P AFS0980P	RE0040S AFS0040S	RF0019
1989	V6 3.0L	w/21 Gal. Tank		RE0065S AFS0065S	
1988-86	V6 3.0L		RE0980P AFS0980P	RE0040S AFS0040S	RF0019
1997-90	V6 4.0L		RE0979P AFS0979P	RE0065S AFS0065S	RF0019
BRONCO					
1992	L6 4.9L		RE0022P AFS0022P		
1991-90	L6 4.9L		RE0022P AFS0022P		
1989-87	L6 4.9L	Ext. Mntd.	AFS0001P		
1989-87	L6 4.9L	In-Tank	RE1003P AFS1003P	RE0096S	RF0002
1996	V8 5.0L		RE0022P AFS0022P		
1995-94	V8 5.0L		RE0022P AFS0022P		
1993-92	V8 5.0L		RE0022P AFS0022P		
1991-90	V8 5.0L		RE0022P AFS0022P		
1989-88	V8 5.0L (W)	Windsor; In-Tank		RE0096S	
1989-88	V8 5.0L (W)	Windsor; Ext. Mntd.	AFS0001P		
1989-87	V8 5.0L	In-Tank	RE1003P AFS1003P	RE0096S	RF0002
1987	V8 5.0L	Ext. Mntd.	AFS0001P		
1986-85	V8 5.0L	In-Tank	RE1003P AFS1003P		RF0002
1986-85	V8 5.0L	w/E.F.I.; Ext. Mntd.	AFS0001P		
1996	V8 5.8L		RE0022P AFS0022P		
1995-94	V8 5.8L		RE0022P AFS0022P		
1993-92	V8 5.8L		RE0022P AFS0022P		
1991-90	V8 5.8L		RE0022P AFS0022P		
1989-88	V8 5.8L (W)	Windsor; In-Tank		RE0096S	

AFS = New Fuel Pump/Assembly RE0 = Remanufactured Fuel Pump/Assembly

Year	Engine	Application Description	AFS/RE0 Pump Only Number	AFS/RE0 Assembly Number	Strainer Filter Number
FORD TRUCK (cont.)					
BRONCO (cont.)					
1989-88	V8 5.8L (W)	Windsor; Ext. Mntd.	AFS0001P		
BRONCO II					
1990-89	V6 2.9L (T)		RE0022P AFS0022P	RE0145S	
1988-86	V6 2.9L (T)	Ext. Mntd.	AFS0001P		
1988-86	V6 2.9L (T)	In-Tank	RE1004P AFS1004P	RE0055S	RF0002
E-150, E-150 ECONOLINE					
1996	L6 4.9L	Midship; w/ 3 Ports	RE0022P AFS0022P	RE0180S AFS0180S	
1996	L6 4.9L	Midship; w/ 2 Ports	RE0022P AFS0022P	RE0179S AFS0179S	
1996-92	L6 4.9L	For Ford Service Replacement spring loaded pump assemblies, Center & Rear Tanks	RE1006P AFS1006P		RF0094 RF0097
1995-94	L6 4.9L	Cutaway/Stripped Chassis; Aft Axle; 3 ports	RE0022P AFS0022P	RE0161S AFS0161S	
1995-92	L6 4.9L	Midship; w/ 3 Ports	RE0022P AFS0022P	RE0162S AFS0162S	
1995-92	L6 4.9L	Midship; w/ 2 Ports	RE0022P AFS0022P	RE0159S AFS0159S	
1993-92	L6 4.9L	Cutaway/Stripped Chassis; 3 ports	RE0022P AFS0022P	RE0161S AFS0161S	
1992	L6 4.9L	Midship; w/ 22 Gal. Tank	RE0022P AFS0022P		
1991-90	L6 4.9L	In-Tank; w/20-22 Gal. Rear Tank; From 5/22/90	AFS0005P		RF0002
1991-89	L6 4.9L	In-Tank; w/16 Gal. Center Tank; 138" Wheelbase		RE0102S AFS0102S	
1991-87	L6 4.9L	Ext. Mntd.	RE0001P AFS0001P		
1990	L6 4.9L	In-Tank; w/18 Gal. Center Tank; 124" Wheelbase		RE0088S AFS0088S	
1990	L6 4.9L	In-Tank; w/20-22 Gal. Rear Tank; Before 5/22/90		RE0090S AFS0090S	
1989-88	L6 4.9L	In-Tank; w/18 Gal. Tank; 124" Wheelbase		RE0088S AFS0088S	
1989-88	L6 4.9L	In-Tank; w/20-22 Gal. Tank; 138" Wheelbase		RE0090S AFS0090S	
1987	L6 4.9L	In-Tank; w/Center Tank, Exc. Cutaway 36 Gal. Tank		RE0088S AFS0088S	
1987	L6 4.9L	In-Tank; w/Rear Tank, Exc. Cutaway 36 Gal. Tank		RE0090S AFS0090S	
2003	V6 4.2L (2)	w/ 3 Tube Ports; Center Tank		RE1000S AFS1000S	
2003-99	V6 4.2L (2)	w/ 2 Tube Ports; Center Tank		RE0256S AFS0256S	
2002-99	V6 4.2L	w/ 3 Tube Ports; Rear Tank		RE0353S	
2002-99	V6 4.2L (2)	w/ 3 Tube Ports; Center Tank		RE0260S AFS0260S	
1998-97	V6 4.2L (2)	w/ 2 Tube Ports; Center Tank		RE0256S AFS0256S	
1998-97	V6 4.2L (2)	w/ 3 Tube Ports; Center Tank		RE0260S AFS0260S	
1998-97	V6 4.2L (2)	w/ 3 Tube Ports; Rear Tank		RE0353S	
2008-04	V8 4.6L (W)	Midship; w/ 3 Ports		RE0905S	
2008-04	V8 4.6L (W)	Midship; w/ 2 Ports		RE0904S	
2007-04	V8 4.6L (W)	Aft. Axle, 2 Port		RE0903S AFS0903S	

AFS = New Fuel Pump/Assembly RE0 = Remanufactured Fuel Pump/Assembly

Year	Engine	Application Description	AFS/RE0 Pump Only Number	AFS/RE0 Assembly Number	Strainer Filter Number
FORD TRUCK (cont.)					
E-150, E-150 ECONOLINE (cont.)					
2003	V8 4.6L	w/ 3 Tube Ports; Center Tank		RE1000S AFS1000S	
2003-99	V8 4.6L (W)	w/ 2 Tube Ports; Center Tank		RE0256S AFS0256S	
2002-99	V8 4.6L (W)	w/ 3 Tube Ports; Center Tank		RE0260S AFS0260S	
2001-99	V8 4.6L (W)	w/ 3 Tube Ports; Rear Tank		RE0353S	
1998-97	V8 4.6L (W)	w/ 2 Tube Ports; Center Tank		RE0256S AFS0256S	
1998-97	V8 4.6L (W)	w/ 3 Tube Ports; Center Tank		RE0260S AFS0260S	
1998-97	V8 4.6L (W)	w/ 3 Tube Ports; Rear Tank		RE0353S	
1996	V8 5.0L	Cutaway/Stripped Chassis; Aft Axle; 3 ports	RE0022P AFS0022P		
1996	V8 5.0L	Midship; w/ 3 Ports	RE0022P AFS0022P	RE0180S AFS0180S	
1996	V8 5.0L	Midship; w/ 2 Ports	RE0022P AFS0022P	RE0179S AFS0179S	
1996-92	V8 5.0L	For Ford Service Replacement spring loaded pump assemblies. Center & Rear Tanks	RE1006P AFS1006P		RF0094 RF0097
1995-94	V8 5.0L	Cutaway/Stripped Chassis; Aft Axle; 3 ports	RE0022P AFS0022P	RE0161S AFS0161S	
1995-92	V8 5.0L	Midship; w/Aux. Tube; 2 ports	RE0022P AFS0022P	RE0159S AFS0159S	
1995-92	V8 5.0L	Midship; w/Aux. Tube; 3 ports	RE0022P AFS0022P	RE0162S AFS0162S	
1993-92	V8 5.0L	Cutaway/Stripped Chassis; 3 ports	RE0022P AFS0022P	RE0161S AFS0161S	
1992	V8 5.0L	Midship; w/ 22 Gal. Tank	RE0022P AFS0022P		
1991-90	V8 5.0L	In-Tank; w/20-22 Gal. Rear Tank; From 5/22/90	AFS0005P		RF0002
1991-89	V8 5.0L	In-Tank; w/16 Gal. Center Tank; 138" Wheelbase		RE0102S AFS0102S	
1991-88	V8 5.0L	Ext. Mntd.	RE0001P AFS0001P		
1990	V8 5.0L	In-Tank; w/18 Gal. Center Tank; 124" Wheelbase		RE0088S AFS0088S	
1990	V8 5.0L	In-Tank; w/20-22 Gal. Rear Tank; Before 5/22/90		RE0090S AFS0090S	
1989-88	V8 5.0L	In-Tank; w/18 Gal. Tank; 124" Wheelbase		RE0088S AFS0088S	
1989-88	V8 5.0L	In-Tank; w/ 20 or 22 Gal. Rear Tank; w/ 138" Wheelbase		RE0090S AFS0090S	
1987-86	V8 5.0L	In-Tank; w/ 36 Gal. Rear Tank; Exc.Cutaway		RE0090S AFS0090S	
1987-86	V8 5.0L	In-Tank; w/ 36 Gal. Center Tank; Exc.Cutaway		RE0088S AFS0088S	
2009-08	V8 5.4L (L)	Aft Axle w/ Ext. Plus Capacity Fuel Tank		RE0903S AFS0903S	
2009-04	V8 5.4L (L)	Midship; w/ 3 Ports		RE0905S	
2008-04	V8 5.4L (L)	Midship; w/ 2 Ports		RE0904S	
2007-04	V8 5.4L (L)	Aft Axle		RE0903S AFS0903S	
2005-04	V8 5.4L (L)	Aft Axle; w/ 35 or 55 Gal. Tank		RE0903S AFS0903S	
2003	V8 5.4L (L)	w/ 2 Tube Ports; Center Tank		RE0338S AFS0338S	

AFS = New Fuel Pump/Assembly RE0 = Remanufactured Fuel Pump/Assembly

Year	Engine	Application Description	AFS/RE0 Pump Only Number	AFS/RE0 Assembly Number	Strainer Filter Number
FORD TRUCK (cont.)					
E-150, E-150 ECONOLINE (cont.)					
2003	V8 5.4L (L)	w/ 3 Tube Ports; Center Tank		RE0841S AFS0841S	
2003	V8 5.4L (L)	w/ 3 Tube Ports; Rear Tank		RE0353S AFS0353S	
2002-00	V8 5.4L (L)	w/ 2 Tube Ports; Center Tank		RE0338S AFS0338S	
2002-00	V8 5.4L (L)	w/ 3 Tube Ports; Center Tank		RE0339S	
2002-00	V8 5.4L (L)	w/ 3 Tube Ports; Rear Tank		RE0353S AFS0353S	
1999-97	V8 5.4L (L)	w/ 2 Tube Ports; Center Tank		RE0338S AFS0338S	
1999-97	V8 5.4L (L)	w/ 3 Tube Ports; Center Tank		RE0339S	
1999-97	V8 5.4L (L)	w/ 3 Tube Ports; Rear Tank		RE0353S AFS0353S	
1996	V8 5.8L	Cutaway/Stripped Chassis; Aft Axle; 3 ports	RE0022P AFS0022P		
1996	V8 5.8L	Midship; 2 ports	RE0022P AFS0022P	RE0179S AFS0179S	
1996	V8 5.8L	Midship; 3 ports	RE0022P AFS0022P	RE0180S AFS0180S	
1996-92	V8 5.8L	For Ford Service Replacement spring loaded pump assemblies, Center & Rear Tanks	RE1006P AFS1006P		RF0094 RF0097
1995-94	V8 5.8L	Cutaway/Stripped Chassis; Aft Axle; 3 ports	RE0022P AFS0022P	RE0161S AFS0161S	
1995-92	V8 5.8L	Midship; w/Aux. Tube; 2 ports	RE0022P AFS0022P	RE0159S AFS0159S	
1995-92	V8 5.8L	Midship; w/Aux. Tube; 3 ports	RE0022P AFS0022P	RE0162S AFS0162S	
1993-92	V8 5.8L	Cutaway/Stripped Chassis; 3 ports	RE0022P AFS0022P	RE0161S AFS0161S	
1992	V8 5.8L	Midship; Tank 22 Gal.	RE0022P AFS0022P		
1991-90	V8 5.8L (H)	w/ 16 Gallon Center Tank; 138" Wheelbase	AFS0005P		RF0002
1991-89	V8 5.8L (H)	In-Tank; w/16 Gal. Center Tank; 138" Wheelbase		RE0102S AFS0102S	
1991-88	V8 5.8L (H)	Ext. Mntd.	RE0001P AFS0001P		
1990	V8 5.8L (H)	In-Tank; w/18 Gal. Center Tank; 124" Wheelbase		RE0088S AFS0088S	
1990	V8 5.8L (H)	In-Tank; w/20-22 Gal. Rear Tank; Before 5/22/90		RE0090S AFS0090S	
1989-88	V8 5.8L (H)	In-Tank; w/18 Gal. Tank; 124" Wheelbase		RE0088S AFS0088S	
1989-88	V8 5.8L (H)	In-Tank; w/ 20 or 22 Gal. Rear Tank; w/ 138" Wheelbase		RE0090S	
1988	V8 5.8L (H)	In-Tank; w/16 Gal. Center Tank Before 10/88; 138" Wheelbase		RE0088S	
1988	V8 5.8L (H)	In-Tank; w/16 Gal. Center Tank, 138" Wheelbase		RE0088S AFS0090S	
1987-86	V8 5.8L	In-Tank; w/ 36 Gal. Rear Tank; Exc.Cutaway		RE0090S	
1987-86	V8 5.8L	In-Tank; w/ 36 Gal. Center Tank; Exc.Cutaway		RE0088S AFS0088S	
E-250, E-250 ECONOLINE, E-250 SUPER DUTY					
1996	L6 4.9L	Midship; w/ 3 Ports	RE0022P AFS0022P	RE0180S AFS0180S	
1996	L6 4.9L	Midship; w/ 2 Ports	RE0022P AFS0022P	RE0179S AFS0179S	

AFS = New Fuel Pump/Assembly RE0 = Remanufactured Fuel Pump/Assembly

Year	Engine	Application Description	AFS/RE0 Pump Only Number	AFS/RE0 Assembly Number	Strainer Filter Number
FORD TRUCK (cont.)					
E-250, E-250 ECONOLINE, E-250 SUPER DUTY (cont.)					
1996-92	L6 4.9L	For Ford Service Replacement spring loaded pump assemblies. Center & Rear Tanks	RE1006P AFS1006P		RF0094 RF0097
1995-94	L6 4.9L	Cutaway/Stripped Chassis; Aft Axle; 3 ports	RE0022P AFS0022P	RE0161S AFS0161S	
1995-92	L6 4.9L	Midship; w/Aux. Tube; 2 ports	RE0022P AFS0022P	RE0159S AFS0159S	
1995-92	L6 4.9L	Midship; w/Aux. Tube; 3 ports	RE0022P AFS0022P	RE0162S AFS0162S	
1993-92	L6 4.9L	Cutaway/Stripped Chassis; 3 ports	RE0022P AFS0022P	RE0161S AFS0161S	
1992	L6 4.9L	Midship; Tank 22 Gal.	RE0022P AFS0022P		
1991-90	L6 4.9L	In-Tank; w/20-22 Gal. Rear Tank; From 5/22/90	AFS0005P		RF0002
1991-89	L6 4.9L	In-Tank; w/16 Gal. Center Tank; 138" Wheelbase		RE0102S AFS0102S	
1991-87	L6 4.9L	Ext. Mntd.	RE0001P AFS0001P		
1990-88	L6 4.9L	In-Tank; w/18 Gal. Center Tank; 124" Wheelbase		RE0088S AFS0088S	
1990-88	L6 4.9L	In-Tank; w/20-22 Gal. Rear Tank; Before 5/22/90		RE0090S AFS0090S	
1987-86	L6 4.9L	In-Tank; w/Center Tank, Exc. Cutaway 36 Gal. Tank		RE0088S	
1987-86	L6 4.9L	In-Tank; w/Rear Tank, Exc. Cutaway 36 Gal. Tank		RE0090S AFS0090S	
2003	V6 4.2L (2)	w/ 3 Tube Ports; Center Tank		RE1000S AFS1000S	
2003-99	V6 4.2L (2)	w/ 2 Tube Ports; Center Tank		RE0256S AFS0256S	
2002-99	V6 4.2L (2)	w/ 3 Tube Ports; Center Tank		RE0260S AFS0260S	
2002-99	V6 4.2L (2)	w/ 3 Tube Ports; Rear Tank		RE0353S	
1998-97	V6 4.2L (2)	w/ 2 Tube Ports; Center Tank		RE0256S AFS0256S	
1998-97	V6 4.2L (2)	w/ 3 Tube Ports; Center Tank		RE0260S AFS0260S	
1998-97	V6 4.2L (2)	w/ 3 Tube Ports; Rear Tank		RE0353S	
2008-04	V8 4.6L (W)	Midship; w/ 3 Ports		RE0905S	
2008-04	V8 4.6L (W)	Midship; w/ 2 Ports		RE0904S	
2007-04	V8 4.6L (W)	Aft. Axle, 2 Port		RE0903S AFS0903S	
2003	V8 4.6L	w/ 3 Tube Ports; Center Tank		RE1000S AFS1000S	
2003	V8 4.6L (W)	w/ 2 Tube Ports; Center Tank		RE0256S AFS0256S	
1998-97	V8 4.6L (6)	w/ 3 Tube Ports; Center Tank		RE0260S AFS0260S	
1998-97	V8 4.6L (6)	w/ 3 Tube Ports; Rear Tank		RE0353S	
1997	V8 4.6L (6)	w/ 2 Tube Ports; Center Tank		RE0256S AFS0256S	
1996-92	V8 5.0L	For Ford Service Replacement spring loaded pump assemblies. Center & Rear Tanks	RE1006P AFS1006P		RF0094 RF0097
1991	V8 5.0L	In-Tank; w/16 Gal. Center Tank; 138" Wheelbase		RE0102S AFS0102S	
1990-88	V8 5.0L	In-Tank; w/ 20 or 22 Gal. Rear Tank; w/ 138" Wheelbase. Before 5/22/90		RE0090S AFS0090S	
1987-86	V8 5.0L	In-Tank; w/ 36 Gal. Rear Tank; Exc.Cutaway		RE0090S AFS0090S	

AFS = New Fuel Pump/Assembly RE0 = Remanufactured Fuel Pump/Assembly

Year	Engine	Application Description	AFS/RE0 Pump Only Number	AFS/RE0 Assembly Number	Strainer Filter Number
FORD TRUCK (cont.)					
E-250, E-250 ECONOLINE, E-250 SUPER DUTY (cont.)					
1987-86	V8 5.0L	In-Tank; w/ 36 Gal. Center Tank; Exc.Cutaway		RE0088S AFS0088S	
1982-80	V8 5.0L	In-Tank	RE1003P AFS1003P		RF0006
2009-06	V8 5.4L (L)	Aft Axle w/ Ext. Plus Capacity Fuel Tank		RE0903S AFS0903S	
2009-04	V8 5.4L (L)	Midship; w/ 3 Ports		RE0905S	
2008-04	V8 5.4L (L)	Aft Axle		RE0903S AFS0903S	
2008-04	V8 5.4L (L)	Midship; w/ 2 Ports		RE0904S	
2005-04	V8 5.4L (L)	Aft Axle; w/ 35 or 55 Gal. Tank		RE0903S AFS0903S	
2003	V8 5.4L (L)	w/ 2 Tube Ports; Center Tank		RE0338S AFS0338S	
2003	V8 5.4L (L)	w/ 3 Tube Ports; Center Tank		RE0841S AFS0841S	
2003	V8 5.4L (L)	w/ 3 Tube Ports; Rear Tank		RE0353S	
2002-00	V8 5.4L (L)	w/ 2 Tube Ports; Center Tank		RE0338S AFS0338S	
2002-00	V8 5.4L (L)	w/ 3 Tube Ports; Center Tank		RE0339S	
2002-00	V8 5.4L (L)	w/ 3 Tube Ports; Rear Tank		RE0353S AFS0353S	
2001-00	V8 5.4L (M)	Compressed Natural Gas; w/ 2 Tube Ports; Center Tank			RF0086
2001-00	V8 5.4L (M)	Compressed Natural Gas; w/ 3 Tube Ports; Center Tank			RF0086
2001-00	V8 5.4L (M)	Compressed Natural Gas; w/ 3 Tube Ports; Rear Tank	RE0109P AFS0109P		RF0069
1999-97	V8 5.4L (L)	w/ 2 Tube Ports; Center Tank		RE0338S AFS0338S	
1999-97	V8 5.4L (L)	w/ 3 Tube Ports; Center Tank		RE0339S	
1999-97	V8 5.4L (L)	w/ 3 Tube Ports; Rear Tank		RE0353S	
1999-97	V8 5.4L (L, Z)	Bi-Fuel; w/ Center Tank; w/ 2 Ports		RE0338S	
1999-97	V8 5.4L (L, Z)	Bi-Fuel; w/ Center Tank; w/ 3 Ports		RE0339S	
1999-97	V8 5.4L (L, Z)	Bi-Fuel; w/ Rear Tank; w/ 3 Ports		RE0353S AFS0353S	
1996	V8 5.8L	Cutaway/Stripped Chassis; Aft Axle; 3 ports	RE0022P AFS0022P		
1996	V8 5.8L	Midship; 2 ports	RE0022P AFS0022P	RE0179S AFS0179S	
1996	V8 5.8L	Midship; 3 ports	RE0022P AFS0022P	RE0180S AFS0180S	
1996-92	V8 5.8L	For Ford Service Replacement spring loaded pump assemblies. Center & Rear Tanks	RE1006P AFS1006P		RF0094 RF0097
1995-94	V8 5.8L	Cutaway/Stripped Chassis; Aft Axle; 3 ports	RE0022P AFS0022P	RE0161S AFS0161S	
1995-92	V8 5.8L	Midship; w/Aux. Tube; 2 ports	RE0022P AFS0022P	RE0159S AFS0159S	
1995-92	V8 5.8L	Midship; w/Aux. Tube; 3 ports	RE0022P AFS0022P	RE0162S AFS0162S	
1993-92	V8 5.8L	Cutaway/Stripped Chassis; Aft Axle; 3 ports	RE0022P AFS0022P	RE0161S AFS0161S	
1992	V8 5.8L	Midship; w/ 22 Gal. Tank	RE0022P AFS0022P		
1991-90	V8 5.8L (H)	w/ 16 Gallon Center Tank; 138" Wheelbase	AFS0005P		RF0002
1991-89	V8 5.8L (H)	In-Tank; w/16 Gal. Center Tank; 138" Wheelbase		RE0102S AFS0102S	
1991-87	V8 5.8L (H)	Ext. Mntd.	AFS0001P	AFS0090S	

AFS = New Fuel Pump/Assembly RE0 = Remanufactured Fuel Pump/Assembly

Year	Engine	Application Description	AFS/RE0 Pump Only Number	AFS/RE0 Assembly Number	Strainer Filter Number
FORD TRUCK (cont.)					
E-250, E-250 ECONOLINE, E-250 SUPER DUTY (cont.)					
1990	V8 5.8L (H)	In-Tank; w/20-22 Gal. Rear Tank; Before 5/22/90		RE0090S AFS0090S	
1990-88	V8 5.8L (H)	In-Tank; w/18 Gal. Center Tank; 124" Wheelbase		RE0088S AFS0088S	
1989-88	V8 5.8L (H)	In-Tank; w/ 20 or 22 Gal. Rear Tank; w/ 138" Wheelbase		RE0090S AFS0090S	
1988	V8 5.8L (H)	In-Tank; w/16 Gal. Center Tank Before 10/88; 138" Wheelbase		RE0088S	
1988	V8 5.8L (H)	In-Tank; w/16 Gal. Center Tank, 138" Wheelbase		RE0088S AFS0088S	
1982-80	V8 5.8L	In-Tank	RE1003P AFS1003P		RF0006
1982-80	V8 6.6L	In-Tank	RE1003P AFS1003P		RF0006
1991-89	V8 7.5L	In-Tank; w/16 Gal. Center Tank; 138" Wheelbase		RE0102S AFS0102S	
1991-87		Ext. Mount	AFS0001P		RE0001P
1990	V8 7.5L	In-Tank; w/18 Gal. Center Tank; 124" Wheelbase		RE0088S AFS0088S	
1990	V8 7.5L	In-Tank; w/20-22 Gal. Rear Tank; Before 5/22/90		RE0090S AFS0090S	
1989-88	V8 7.5L	In-Tank; w/18 Gal. Tank; 124" Wheelbase		RE0088S AFS0088S	
1989-88	V8 7.5L	In-Tank; w/ 20 or 22 Gal. Rear Tank; w/ 138" Wheelbase		RE0090S AFS0090S	
1988	V8 7.5L	In-Tank; w/16 Gal. Center Tank Before 10/88; 138" Wheelbase		RE0088S	
1987	V8 7.5L	Carb; In-Tank; w/ Rear Tank, Exc. Cutaway		RE0090S AFS0990S	
1987-86	V8 7.5L	Carb; In-Tank; w/ Center Tank; w/ 36 or 40 Gal Tank		RE0088S AFS0088S	
1985-80	V8 7.5L	In-Tank	RE1003P AFS1003P		RF0006
E-350, E-350 ECONOLINE, E-350 SUPER DUTY					
1996	L6 4.9L	Midship; w/ 3 Ports	RE0022P AFS0022P	RE0180S AFS0180S	
1996	L6 4.9L	Midship; w/ 2 Ports	RE0022P AFS0022P	RE0179S AFS0179S	
1996-92	L6 4.9L	For Ford Service Replacement spring loaded pump assemblies, Center & Rear Tanks	RE1006P AFS1006P		RF0094 RF0097
1995-92	L6 4.9L	Cutaway/Stripped Chassis; Aft Axle; 3 ports	RE0022P AFS0022P	RE0161S AFS0161S	
1995-92	L6 4.9L	Midship; w/ 3 Ports	RE0022P AFS0022P	RE0162S AFS0162S	
1995-92	L6 4.9L	Midship; w/ 2 Ports	RE0022P AFS0022P	RE0159S AFS0159S	
1992	L6 4.9L	Midship; w/ 22 Gal. Tank	RE0022P AFS0022P		
1991	L6 4.9L	Stripped Chassis & Commercial w/36 Gal. Tank		RE0123S AFS0123S	
1991	L6 4.9L	In-Tank; w/16 Gal. Center Tank; 138" Wheelbase		RE0102S AFS0102S	
1991-90	L6 4.9L	In-Tank; w/20-22 Gal. Rear Tank; From 5/22/90	AFS0005P		RF0002
1991-87	L6 4.9L	Ext. Mntd.	AFS0001P		
1990	L6 4.9L	In-Tank; w/18 Gal. Center Tank; 124" Wheelbase		RE0088S	
1990	L6 4.9L	In-Tank; w/20-22 Gal. Rear Tank; Before 5/22/90		RE0090S AFS0090S	

AFS = New Fuel Pump/Assembly RE0 = Remanufactured Fuel Pump/Assembly

Year	Engine	Application Description	AFS/RE0 Pump Only Number	AFS/RE0 Assembly Number	Strainer Filter Number
FORD TRUCK (cont.)					
E-350, E-350 ECONOLINE, E-350 SUPER DUTY (cont.)					
1990	L6 4.9L	Stripped Chassis & Commercial w/40 Gal. Tank		RE0123S AFS0123S	
1989	L6 4.9L	Stripped Chassis & Commercial w/36 or 40 Gal. Tank		RE0123S AFS0123S	
1989-88	L6 4.9L	In-Tank; w/18 Gal. Tank; 124" Wheelbase		RE0088S	
1989-88	L6 4.9L	In-Tank; w/20-22 Gal. Tank; 138" Wheelbase		RE0090S AFS0090S	
1989-87	L6 4.9L	In-Tank; w/16 Gal. Center Tank; 138" Wheelbase		RE0088S AFS0088S	
1987	L6 4.9L	In-Tank; w/Center Tank, Exc. Cutaway 36 Gal. Tank		RE0088S AFS0088S	
1987	L6 4.9L	In-Tank; w/Rear Tank, Exc. Cutaway 36 Gal. Tank		RE0090S AFS0090S	
1986	L6 4.9L	Carb; In-Tank; w/ Center Tank		RE0088S AFS0088S	
1986	L6 4.9L	Carb; In-Tank; w/ Rear Tank		RE0090S	
1982-80	V8 5.0L	In-Tank	RE1003P AFS1003P		RF0006
1982-80	V8 5.0L	In-Tank	RE1003P AFS1003P		RF0006
2009-06	V8 5.4L (L)	Aft Axle w/ Ext. Plus Capacity Fuel Tank		RE0903S AFS0903S	
2008-04	V8 5.4L (L)	Midship; w/ 3 Ports		RE0905S	
2008-04	V8 5.4L (L)	Midship; w/ 2 Ports		RE0904S	
2007-04	V8 5.4L (L)	Aft Axle		RE0903S AFS0903S	
2003	V8 5.4L (L)	3 Port; Rear Tank		RE0353S AFS0353S	
2003	V8 5.4L (L)	3 Port; Center Tank		RE0841S AFS0841S	
2003	V8 5.4L (L)	2 Port; Center Tank		RE0338S AFS0338S	
2002-00	V8 5.4L (L)	w/ 2 Tube Ports; Center Tank		RE0338S AFS0338S	
2002-00	V8 5.4L (L)	w/ 3 Tube Ports; Center Tank		RE0339S	
2002-00	V8 5.4L (L)	w/ 3 Tube Ports; Rear Tank		RE0353S AFS0353S	
2001-00	V8 5.4L (M)	Compressed Natural Gas; w/ 2 Tube Ports; Center Tank			RF0086
2001-00	V8 5.4L (M)	Compressed Natural Gas; w/ 3 Tube Ports; Center Tank			RF0086
2001-00	V8 5.4L (M)	Compressed Natural Gas; w/ 3 Tube Ports; Rear Tank	RE0109P AFS0109P		RF0069
1999-98	V8 5.4L (Z)	Bi-Fuel; w/ Center Tank; w/ 2 Ports		RE0338S	
1999-98	V8 5.4L (Z)	Bi-Fuel; w/ Center Tank; w/ 3 Ports		RE0339S	
1999-98	V8 5.4L (Z)	Bi-Fuel; w/ Rear Tank; w/ 3 Ports		RE0353S AFS0353S	
1999-97	V8 5.4L (L)	w/ 2 Tube Ports; Center Tank		RE0338S AFS0338S	
1999-97	V8 5.4L (L)	w/ 3 Tube Ports; Center Tank		RE0339S	
1999-97	V8 5.4L (L)	w/ 3 Tube Ports; Rear Tank		RE0353S AFS0353S	
1996	V8 5.8L	Cutaway/Stripped Chassis; Aft Axle; 3 ports	RE0022P AFS0022P		
1996	V8 5.8L	Midship; 2 ports	RE0022P AFS0022P	RE0179S AFS0179S	
1996	V8 5.8L	Midship; 3 ports	RE0022P AFS0022P	RE0180S AFS0180S	

AFS = New Fuel Pump/Assembly REO = Remanufactured Fuel Pump/Assembly

Year	Engine	Application Description	AFS/REO Pump Only Number	AFS/REO Assembly Number	Strainer Filter Number
FORD TRUCK (cont.)					
E-350, E-350 ECONOLINE, E-350 SUPER DUTY (cont.)					
1996-92	V8 5.8L	For Ford Service Replacement spring loaded pump assemblies. Center & Rear Tanks	RE1006P AFS1006P		RF0094 RF0097
1995-92	V8 5.8L	Midship; w/Aux. Tube; 2 ports	RE0022P AFS0022P	RE0159S AFS0159S	
1995-92	V8 5.8L	Midship; w/Aux. Tube; 3 ports	RE0022P AFS0022P	RE0162S AFS0162S	
1995-92	V8 5.8L	Cutaway/Stripped Chassis; Aft Axle; 3 ports	RE0022P AFS0022P	RE0161S AFS0161S	
1992	V8 5.8L	Midship; w/ 22 Gal. Tank	RE0022P AFS0022P		
1991	V8 5.8L	Stripped Chassis & Commercial w/36 Gal. Tank		RE0123S AFS0123S	
1991-90	V8 5.8L (H)	In-Tank; w/16 Gal. Center Tank; 138" Wheelbase		RE0102S AFS0102S	
1991-90	V8 5.8L (H)	w/ 16 Gallon Center Tank; 138" Wheelbase	AFS0005P		RF0002
1991-88	V8 5.8L (H)	Ext. Mntd.	AFS0001P		
1990	V8 5.8L	Stripped Chassis & Commercial w/40 Gal. Tank		RE0123S AFS0123S	
1990	V8 5.8L (H)	In-Tank; w/18 Gal. Center Tank; 124" Wheelbase		RE0088S	
1990	V8 5.8L (H)	In-Tank; w/20-22 Gal. Rear Tank; Before 5/22/90		RE0090S AFS0090S	
1989	V8 5.8L	Stripped Chassis & Commercial w/36 or 40 Gal. Tank		RE0123S AFS0123S	
1989-88	V8 5.8L (H)	In-Tank; w/18 Gal. Tank; 124" Wheelbase		RE0088S AFS0088S	
1988	V8 5.8L (H)	In-Tank; w/16 Gal. Center Tank Before 10/88; 138" Wheelbase		RE0088S AFS0088S	
1988	V8 5.8L (H)	In-Tank; w/16 Gal. Center Tank, 138" Wheelbase		RE0088S AFS0088S	
1988	V8 5.8L (H)	In-Tank; w/ 20 or 22 Gal. Rear Tank; w/ 138" Wheelbase		RE0090S AFS0090S	
1982-80	V8 5.8L	In-Tank	RE1003P AFS1003P		RF0006
2007-04	V8 6.0L	Diesel; Frame Mounted	AFS0972P		
2003-98	V8 7.3L	Diesel; Frame Mounted	AFS0977P		
1996	V8 7.5L	Cutaway/Stripped Chassis; Aft Axle; 3 ports	RE0022P AFS0022P		
1996	V8 7.5L	Midship 2 ports	RE0022P AFS0022P	RE0179S AFS0179S	
1996	V8 7.5L	Midship 3 ports	RE0022P AFS0022P	RE0180S AFS0180S	
1996-92	V8 7.5L	For Ford Service Replacement spring loaded pump assemblies. Center & Rear Tanks	RE1006P AFS1006P		RF0094 RF0097
1995-92	V8 7.5L	Midship; w/Aux. Tube; 2 ports	RE0022P AFS0022P	RE0159S AFS0159S	
1995-92	V8 7.5L	Midship; w/Aux. Tube; 3 ports	RE0022P AFS0022P	RE0162S AFS0162S	
1995-92	V8 7.5L	Cutaway/Stripped Chassis; Aft Axle; 3 ports	RE0022P AFS0022P	RE0161S AFS0161S	
1992	V8 7.5L	Midship; w/ 22 Gal. Tank	RE0022P AFS0022P		
1991	V8 7.5L	Stripped Chassis & Commercial w/36 Gal. Tank		RE0123S AFS0123S	
1991-90	V8 7.5L	In-Tank; w/16 Gal. Center Tank, 138" Wheelbase		RE0102S AFS0102S	
1990	V8 7.5L	In-Tank; w/18 Gal. Center Tank; 124" Wheelbase		RE0088S AFS0088S	

AFS = New Fuel Pump/Assembly RE0 = Remanufactured Fuel Pump/Assembly

Year	Engine	Application Description	AFS/RE0 Pump Only Number	AFS/RE0 Assembly Number	Strainer Filter Number
FORD TRUCK (cont.)					
E-350, E-350 ECONOLINE, E-350 SUPER DUTY (cont.)					
1990	V8 7.5L	In-Tank; w/20-22 Gal. Rear Tank; Before 5/22/90		RE0090S AFS0090S	
1990	V8 7.5L	Stripped Chassis & Commercial w/40 Gal. Tank		RE0123S AFS0123S	
1989	V8 7.5L	Stripped Chassis & Commercial w/36 or 40 Gal. Tank		RE0123S AFS0123S	
1989-88	V8 7.5L	In-Tank; w/18 Gal. Tank; 124" Wheelbase		RE0088S AFS0088S	
1988	V8 7.5L	In-Tank; w/16 Gal. Center Tank Before 10/88; 138" Wheelbase		RE0088S AFS0088S	
1988	V8 7.5L	In-Tank; w/16 Gal. Center Tank, 138" Wheelbase		RE0088S AFS0088S	
1988	V8 7.5L	In-Tank; w/ 20 or 22 Gal. Rear Tank; w/ 138" Wheelbase		RE0090S AFS0090S	
1987	V8 7.5L	Carb; In-Tank; w/ Rear Tank, Exc. Cutaway		RE0090S AFS0090S	
1987	V8 7.5L	Carb; Stripped Chassis; In-Tank; w/ Rear Tank		RE0090S	
1987-86	V8 7.5L	Carb; In-Tank; w/ Center Tank; Exc. E350 w/ 36 or 40 Gal. Tank		RE0088S AFS0088S	
1986	V8 7.5L	Carb; In-Tank; w/ Rear Tank, Exc. Cutaway		RE0090S	
1985-83	V8 7.5L	In-Tank, exc. Cutaway		AFS0990S	
2009	V10 6.8L (S)	Aft Axle		RE0903S AFS0903S	
2009-04	V10 6.8L (S)	Midship; w/ 3 Ports		RE0905S	
2008-06	V10 6.8L (S)	Aft Axle w/ Ext. Plus Capacity Fuel Tank		RE0903S AFS0903S	
2008-04	V10 6.8L (S)	Midship; w/ 2 Ports		RE0904S	
2007-04	V10 6.8L (S)	Aft. Axle, 2 Port		RE0903S AFS0903S	
2003	V10 6.8L (S)	3 Port; Rear Tank		RE0353S AFS0353S	
2003	V10 6.8L (S)	3 Port; Center Tank		RE0841S AFS0841S	
2003	V10 6.8L (S)	2 Port; Center Tank		RE0338S AFS0338S	
2002-00	V10 6.8L (S)	w/ 2 Tube Ports; Center Tank		RE0338S AFS0338S	
2002-00	V10 6.8L (S)	w/ 3 Tube Ports; Center Tank		RE0339S	
2002-00	V10 6.8L (S)	w/ 3 Tube Ports; Rear Tank		RE0353S AFS0353S	
1999-97	V10 6.8L (S)	w/ 2 Tube Ports; Center Tank		RE0338S AFS0338S	
1999-97	V10 6.8L (S)	w/ 3 Tube Ports; Center Tank		RE0339S	
1999-97	V10 6.8L (S)	w/ 3 Tube Ports; Rear Tank		RE0353S AFS0353S	
E-450, E-450 ECONOLINE, E-450 SUPER DUTY					
2009-08	V8 5.4L (L)	Rear, w/ 2 Ports		RE0903S AFS0903S	
2009-04	V8 5.4L (L)	Midship 3 ports		RE0905S	
2008-04	V8 5.4L (L)	Midship 2 ports		RE0904S	
2007-04	V8 5.4L (L)	Aft Axle		RE0903S AFS0903S	
2003	V8 5.4L (L)	Midship 3 ports		RE0841S AFS0841S	
2003-00	V8 5.4L (L)	Midship 2 ports		RE0338S AFS0338S	
2003-00	V8 5.4L (L)	3 Port; Rear Tank		RE0353S AFS0353S	

AFS = New Fuel Pump/Assembly RE0 = Remanufactured Fuel Pump/Assembly

Year	Engine	Application Description	AFS/RE0 Pump Only Number	AFS/RE0 Assembly Number	Strainer Filter Number
FORD TRUCK (cont.)					
E-450, E-450 ECONOLINE, E-450 SUPER DUTY (cont.)					
2002-00	V8 5.4L (L)	Midship 3 ports		RE0339S	
2007-04	V8 6.0L	Diesel; Frame Mounted	AFS0972P		
2003-98	V8 7.3L	Diesel; Frame Mounted	AFS0977P		
2009-08	V10 6.8L (S)	Rear, w/ 2 Ports		RE0903S AFS0903S	
2009-04	V10 6.8L (S)	Midship; w/ 3 Ports		RE0905S	
2008-04	V10 6.8L (S)	Midship; w/ 2 Ports		RE0904S	
2007-04	V10 6.8L (S)	Aft. Axle, 2 Port		RE0903S AFS0903S	
2003	V10 6.8L (S)	Midship 3 ports		RE0841S AFS0841S	
2003-97	V10 6.8L (S)	Midship 2 ports		RE0338S AFS0338S	
2003-97	V10 6.8L (S)	Rear Tank; 3 port		RE0353S AFS0353S	
2002-97	V10 6.8L (S)	Midship 3 ports		RE0339S	
E-550 SUPER DUTY					
2003	V8 7.3L	Diesel; Frame Mounted	AFS0977P		
2003	V10 6.8L (S)	Midship 3 ports		RE0841S	
2003	V10 6.8L (S)	Center Tank; 2 port		RE0338S	
2003	V10 6.8L (S)	Rear Tank; 3 port		RE0353S AFS0353S	
ESCAPE					
2004-01	L4 2.0L (B)	Left Hand Side		RE0744S AFS0744S	
2008	L4 2.3L (H)		AFS0967P		RF0094 RF0098
2007-05	L4 2.3L	w/ Onboard Refuel Vapor Recovery; To 1/2/07	AFS0975P ⁶	RE0916S AFS0916S	
2007-05	L4 2.3L	w/o Onboard Refuel Vapor Recovery; To 1/2/07	AFS0967P	RE0917S AFS0917S	RF0094 RF0098
2008	V6 3.0L		AFS0967P		RF0094 RF0098
2007-05	V6 3.0L	w/ Onboard Refuel Vapor Recovery; To 1/2/07		RE0916S AFS0916S/AF ⁶	
2007-05	V6 3.0L (1)	w/o Onboard Refuel Vapor Recovery; To 1/2/07	AFS0967P	RE0917S AFS0917S	RF0094 RF0098
2004-01	V6 3.0L (1)	Left Hand Side		RE0744S AFS0744S	
EXCURSION					
2005-00	V8 5.4L (L)	Calif.	AFS0973P ⁶	RE0356S AFS0356S	
2005-00	V8 5.4L (L)	Exc. Calif.	AFS0973P ⁶	RE0743S AFS0743S	
2005-03	V8 6.0L	Diesel; Frame Mounted	AFS0972P		
2003-00	V8 7.3L	Diesel; Frame Mounted	AFS0977P		
2005-00	V10 6.8L (S)	Calif.	AFS0973P ⁶	RE0356S AFS0356S	
2005-00	V10 6.8L (S)	Exc. Calif.	AFS0973P ⁶	RE0743S AFS0743S	
EXPEDITION					
2004-03	V8 4.6L (W)			RE0877S AFS0877S	
2002-99	V8 4.6L (6)	2WD w/ Auto, Adjustable Suspension		RE0313S AFS0313S	

⁶ Filter supplied with kit

AFS = New Fuel Pump/Assembly RE0 = Remanufactured Fuel Pump/Assembly

Year	Engine	Application Description	AFS/RE0 Pump Only Number	AFS/RE0 Assembly Number	Strainer Filter Number
FORD TRUCK (cont.)					
EXPEDITION (cont.)					
2002-99	V8 4.6L (6;W)	4WD		RE0312S AFS0312S	
2002-99	V8 4.6L (6;W)	2WD w/ Std. Suspension		RE0309S AFS0309S	
2001	V8 4.6L (W)	4WD			RF0087
1998-97	V8 4.6L (6;W)	4WD		RE0312S AFS0312S	
1998-97	V8 4.6L (6;W)	2WD w/ Std. Suspension		RE0309S AFS0309S	
1998-97	V8 4.6L (6;W)	2WD w/ Auto, Adjustable Suspension		RE0197S AFS0197S	
2006-05	V8 5.4L (5)			RE0899S AFS0899S	
2004-03	V8 5.4L (L)			RE0878S AFS0878S	
2002-99	V8 5.4L (L)	2WD w/ Auto, Adjustable Suspension		RE0313S AFS0313S	
2002-97	V8 5.4L (L)	4WD		RE0312S AFS0312S	
2002-97	V8 5.4L (L)	2WD w/ Std. Suspension		RE0309S AFS0309S	
1998-97	V8 5.4L (L)	2WD w/ Auto, Adjustable Suspension		RE0197S AFS0197S	
EXPLORER					
2005-04	V6 4.0L (E;K)	From 3/1/04		RE0920S	
2004-03	V6 4.0L (E)	Gas, From 8/6/03 to 3/1/04		RE0876S AFS0876S	
2003	V6 4.0L (E)	Gas, From 12/10/02 to 8/4/03		RE0860S AFS0860S	
2003	V6 4.0L (K)	Flex Fuel From 12/10/02		RE0861S AFS0861S	
2003-02	V6 4.0L (K)	Flex Fuel to 12/10/02		RE0862S AFS0862S	
2002	V6 4.0L (E)			RE0859S AFS0859S	
2001	V6 4.0L (E)	Gas		RE0314S AFS0314S	
2000-99	V6 4.0L (E)	Gas, 2 Dr., 4 Dr., USA, Canada, Built		RE0314S AFS0314S	RF0088
2000-95	V6 4.0L (E;X)	2 Dr.; Mexico Built		RE0128S AFS0128S	
1998-97	V6 4.0L (E;X)	USA; Canada Built		RE0198S AFS0198S	
1997	V6 4.0L (E;X)	4 Dr.; Mexico Built		RE0198S AFS0198S	
1996	V6 4.0L (X)	2 Dr.	RE0022P AFS0022P		
1996	V6 4.0L (X)	4 Dr.; Exc. Mexico	RE0022P AFS0022P	RE0183S	
1995	V6 4.0L	4 Dr.; Mexico Built		RE0129S AFS0129S	
1995	V6 4.0L (X)	2 Dr.	RE0022P AFS0022P	RE0170S	
1995	V6 4.0L (X)	4 Dr.	RE0022P AFS0022P	RE0171S	
1994-91	V6 4.0L (X)		AFS0979P	RE0099S AFS0099S	RF0019
2005-04	V8 4.6L (W)	w/o Wire Harness Attached to Flange		RE0918S	

AFS = New Fuel Pump/Assembly RE0 = Remanufactured Fuel Pump/Assembly

Year	Engine	Application Description	AFS/RE0 Pump Only Number	AFS/RE0 Assembly Number	Strainer Filter Number
FORD TRUCK (cont.)					
EXPLORER (cont.)					
2005-04	V8 4.6L (W)	w/ Wire Harness Attached to Flange		RE0919S	
2003	V8 4.6L (W)	From 12/10/02 to 8/4/03		RE0860S AFS0860S	
2003-02	V8 4.6L (W)	To 12/10/02	RE0999P AFS0999P	RE0858S AFS0858S	
2001-99	V8 5.0L (P)			RE0314S AFS0314S	RF0088
1998-97	V8 5.0L (P)			RE0198S AFS0198S	
1996	V8 5.0L (P)	2 Dr.; Mexico Built		RE0128S AFS0128S	
1996	V8 5.0L (P)	4 Dr.; Exc. Mexico Built	RE0022P AFS0022P	RE0183S	
1996	V8 5.0L (P)	4 Dr.; Mexico Built		RE0129S	
EXPLORER SPORT					
2003-02	V6 4.0L (E)	Sport XLS, XLT		RE0864S	
2002	V6 4.0L (E)	Gas, w/ 2 Ports, To 3/4/2002	RE0997P AFS0997P	RE0840S AFS0840S	RF0088
2001	V6 4.0L (E)	Gas, w/ 1 Port		RE0314S	
2001	V6 4.0L (E)	Gas, w/ 2 Ports	RE0997P AFS0997P	RE0840S AFS0840S	RF0088
EXPLORER SPORT TRAC					
2005-04	V6 4.0L			RE0934S AFS0934S	
2003	V6 4.0L (E)	Gas, w/ 4 Pin Connector, To 8/4/2003		RE0563S AFS0563S	
2002	V6 4.0L (E)	Gas, w/ 4 Pin Connector, From 3/4/2002		RE0863S AFS0563S	
2002	V6 4.0L (E)	Gas, w/ 2 Ports, To 3/4/2002	RE0997P AFS0997P	RE0840S AFS0840S	RF0088
2001	V6 4.0L (E)	Gas, w/ 1 Port		RE0314S AFS0314S	
2001	V6 4.0L (E)	Gas, w/ 2 Ports	RE0997P AFS0997P	RE0840S AFS0840S	RF0088
FREESTAR VAN					
2005-04	V6 3.9L (6)		AFS0975P ⁶	RE0886S AFS0886S	
2005-04	V6 4.2L (2)		AFS0975P ⁶	RE0886S AFS0886S	
F-150, F-150 HERITAGE					
1996	L6 4.9L	Aft Axle Plastic; 19 Gal.	RE0022P AFS0022P	RE0177S	
1996	L6 4.9L	Aft Axle Steel; 18 Gal.	RE0026P AFS0026P	RE0175S	
1996	L6 4.9L	Midship Steel; 17 Gal.	RE0022P AFS0022P	RE0173S	
1996	L6 4.9L	Midship Steel; 19 Gal. 2 ports	RE0022P AFS0022P	RE0174S	
1996	L6 4.9L	Midship Steel; 19 Gal. 3 ports	RE0022P AFS0022P		
1995-94	L6 4.9L	Aft Axle Plastic; 19 Gal.	RE0022P AFS0022P	RE0168S	
1995-94	L6 4.9L	Aft Axle Steel; 18 Gal.	RE0026P AFS0026P	RE0167S	
1995-94	L6 4.9L	Midship Steel; 17 Gal.	RE0022P AFS0022P	RE0165S	

⁶ Filter supplied with kit

AFS = New Fuel Pump/Assembly RE0 = Remanufactured Fuel Pump/Assembly

Year	Engine	Application Description	AFS/RE0 Pump Only Number	AFS/RE0 Assembly Number	Strainer Filter Number
FORD TRUCK (cont.)					
F-150, F-150 HERITAGE (cont.)					
1995-94	L6 4.9L	Midship Steel; 19 Gal.; w/Aux. Tube 3 ports	RE0022P AFS0022P		
1995-94	L6 4.9L	Midship Steel; 19 Gal. 2 ports	RE0022P AFS0022P	RE0166S	
1993-92	L6 4.9L	Aft Axle Plastic; 19 Gal.	RE0022P AFS0022P	RE0157S	
1993-92	L6 4.9L	Aft Axle Steel; 18 Gal.	RE0026P AFS0026P	RE0155S	
1993-92	L6 4.9L	Midship Steel; 17 Gal.	RE0022P AFS0022P	RE0153S	
1993-92	L6 4.9L	Midship Steel; w/Aux. Tube; 3 ports	RE0022P AFS0022P	RE0158S	
1993-92	L6 4.9L	Midship Steel; 2 ports	RE0022P AFS0022P	RE0154S	
1991-90	L6 4.9L	Aft Axle Plastic; 137"; 161" Wheelbase	RE0022P AFS0022P		
1991-90	L6 4.9L	Aft Axle Steel; 117"; 133"; 139"; 155"; 168" Wheelbase	RE0026P AFS0026P	RE0148S	
1991-90	L6 4.9L	Midship; 17 Gal.; 117"; 133"; 139" Wheelbase	RE0022P AFS0022P	RE0146S	
1991-90	L6 4.9L	Midship; 19 Gal.; 133"; 137"; 155"; 161"; 168" Wheelbase	RE0022P AFS0022P	RE0147S	
1989-88	L6 4.9L	Ext. Mntd.	RE0001P AFS0001P		
1989-88	L6 4.9L	In-Tank; w/Rear Plastic Tank	RE1003P AFS1003P	RE0098S	RF0004
1989-87	L6 4.9L	w/Rear Steel Tank		RE0062S AFS0062S	
1989-87	L6 4.9L	w/17 Gal. Tank		RE0060S AFS0060S	
1989-87	L6 4.9L	w/19 Gal. Tank		RE0061S AFS0061S	
1988	L6 4.9L	In-Tank; w/ Rear Tank		RE0098S	
2008-07	V6 4.2L (2)	w/ 126", 133", 139" Wheelbase		RE0896S AFS0896S	
2008-07	V6 4.2L (2)	144.5" WB w/ Single Extended Range Tank		RE0898S AFS0898S	
2008-07	V6 4.2L (2)	144.5" WB w/ Single Stanard Range Tank		RE0897S AFS0897S	
2008-05	V6 4.2L (2)	w/ 27 Gal. Standard Range Fuel Tank; w/ 145", 150.5", 163" Wheelbase		RE0897S AFS0897S	
2008-05	V6 4.2L (2)	w/ 35.7 Gal. Extended Range Fuel Tank; w/ 145", 150.5", 163" Wheelbase		RE0898S AFS0898S	
2006-05	V6 4.2L (2)	126" Wheelbase		RE0896S AFS0896S	
2006-05	V6 4.2L (2)	145", 151", 163" Wheelbase; w/ Single, Extended Range Tank		RE0898S AFS0898S	
2006-05	V6 4.2L (2)	144.5" WB		RE0897S AFS0897S	
2004	V6 4.2L (2)	F150 Heritage: 2WD: 120" W.B.		RE0315S	
2004	V6 4.2L (2)	F150 Heritage: 4WD: 120" W.B.		RE0317S	
2004	V6 4.2L (2)	F150 Heritage; Supercab; 139" W.B.; 157" W.B.; Std. Cab; 139" W.B.		RE0315S AFS0315S	
2003-00	V6 4.2L (2)	139" and 157" Wheelbase		RE0315S AFS0315S	
2003-99	V6 4.2L (2)	2WD; w/ 120" Wheelbase		RE0315S AFS0315S	

AFS = New Fuel Pump/Assembly RE0 = Remanufactured Fuel Pump/Assembly

Year	Engine	Application Description	AFS/RE0 Pump Only Number	AFS/RE0 Assembly Number	Strainer Filter Number
FORD TRUCK (cont.)					
F-150, F-150 HERITAGE (cont.)					
2003-99	V6 4.2L (2)	4WD; w/ 120" Wheelbase		RE0317S AFS0317S	
1999	V6 4.2L (2)	139" Wheelbase		RE0315S AFS0315S	
1998-97	V6 4.2L (2)	2WD; w/ 120" Wheelbase		RE0243S AFS0243S	
1998-97	V6 4.2L (2)	4WD; w/ 120" Wheelbase		RE0250S AFS0250S	
1998-97	V6 4.2L (2)	139" Wheelbase; Including Super-Cab		RE0243S AFS0243S	
1998-97	V6 4.2L (2)	157" Wheelbase; Including Super-Cab		RE0243S AFS0243S	
1997	V6 4.2L (2)	Aft Axle Steel; 18 Gal.; Over 8500 GVW; 117"; 133"; 139"; 155"; 168" W.B.	RE0026P AFS0026P	RE0175S	
1997	V6 4.2L (2)	Midship; 17 Gal.; Steel; Over 8500 GVW; 117"; 139" Wheelbase	RE0022P AFS0022P	RE0173S	
1997	V6 4.2L (2)	Midship; Steel 19 Gal.; Over 8500 GVW; 133" Wheelbase. 2 ports	RE0022P AFS0022P	RE0174S	
1997	V6 4.2L (2)	Aft Axle Plastic Tank; 19 Gal.; Over 8500 GVW	RE0022P AFS0022P	RE0177S	
1997	V6 4.2L (2)	Midship Steel; 19 Gal.; Over 8500 GVW; 3 ports	RE0022P AFS0022P		
2008-04	V8 4.6L (W)	w/ 26 Gal. Tank; w/ 126", 133", 139" Wheelbase		RE0896S AFS0896S	
2008-04	V8 4.6L (W)	w/ 27 Gal. Standard Range Fuel Tank; w/ 145", 150.5", 163" Wheelbase		RE0897S AFS0897S	
2008-04	V8 4.6L (W)	w/ 35.7 Gal. Extended Range Fuel Tank; w/ 145", 150.5", 163" Wheelbase		AFS0898S	
2008-04	V8 4.6L (W)	145", 151", 163" Wheelbase; w/ Single, Extended Range Tank		RE0898S	
2008-04	V8 4.6L (W)	126", 133", 139" Wheelbase; Exc. Heritage		RE0896S	
2008-04	V8 4.6L (W)	w/ 27 Gal. Standard Range Fuel Tank; w/ 145", 150.5", 163" Wheelbase		RE0897S AFS0897S	
2008-04	V8 4.6L (W)	w/ 35.7 Gal. Extended Range Fuel Tank; w/ 145", 150.5", 163" Wheelbase		RE0898S AFS0898S	
2004	V8 4.6L (W)	F150 Heritage; 2WD; 120" W.B.		RE0315S AFS0315S	
2004	V8 4.6L (W)	F150 Heritage; 4WD; 120" W.B.		RE0317S AFS0317S	
2004	V8 4.6L (W)	F150 Heritage; Crew Cab		RE0315S AFS0315S	
2004	V8 4.6L (W)	F150 Heritage; Supercab; 139" W.B.; 157" W.B.		RE0315S	
2004	V8 4.6L (W)	F150 Heritage; Std. Cab; 139" & 157" W.B.		RE0315S	
2003-00	V8 4.6L (W)	2WD; w/ 120" Wheelbase		RE0315S AFS0315S	
2003-00	V8 4.6L (W)	139" and 157" Wheelbase		RE0315S AFS0315S	
2003-00	V8 4.6L (W)	4WD; w/ 120" Wheelbase		RE0317S AFS0317S	
2002-01	V8 4.6L (W)	Crew Cab		RE0315S	
1999	V8 4.6L (6;W)	2WD; w/ 120" Wheelbase		RE0315S AFS0315S	
1999	V8 4.6L (6;W)	4WD; w/ 120" Wheelbase		RE0317S	
1999	V8 4.6L (6;W)	139" Wheelbase; Including Super-Cab		RE0315S AFS0315S	
1999	V8 4.6L (6;W)	157" Wheelbase; Including Super-Cab		RE0315S AFS0315S	

AFS = New Fuel Pump/Assembly RE0 = Remanufactured Fuel Pump/Assembly

Year	Engine	Application Description	AFS/RE0 Pump Only Number	AFS/RE0 Assembly Number	Strainer Filter Number
FORD TRUCK (cont.)					
F-150, F-150 HERITAGE (cont.)					
1998	V8 4.6L (6;W)	2WD; w/ 120" Wheelbase		RE0243S	
1998	V8 4.6L (6;W)	139" Wheelbase; Including Super-Cab		RE0243S AFS0243S	
1998	V8 4.6L (6;W)	157" Wheelbase; Including Super-Cab		RE0243S AFS0243S	
1998-97	V8 4.6L (6;W)	2WD; w/ 120" Wheelbase		RE0243S AFS0243S	
1998-97	V8 4.6L (6;W)	4WD; w/ 120" Wheelbase		RE0250S AFS0250S	
1998-97	V8 4.6L (6;W)	139" or 157" Wheelbase; w/ Reg. Cab		RE0243S	
1997	V8 4.6L (6;W)	Aft Axle Steel; 18 Gal.; Over 8500 GVW; 117"; 133"; 139"; 155"; 168" W.B.	RE0026P AFS0026P	RE0175S	
1997	V8 4.6L (6;W)	Midship; 17 Gal.; Steel; Over 8500 GVW; 117"; 139" Wheelbase	RE0022P AFS0022P	RE0173S	
1997	V8 4.6L (6;W)	Midship; Steel 19 Gal.; Over 8500 GVW; 133" Wheelbase, 2 ports	RE0022P AFS0022P	RE0174S	
1997	V8 4.6L (6;W)	Aft Axle Plastic Tank; 19 Gal.; Over 8500 GVW	RE0022P AFS0022P	RE0177S	
1997	V8 4.6L (6;W)	Midship Steel; 19 Gal.; Over 8500 GVW; 3 ports	RE0022P AFS0022P		
1996	V8 5.0L	Aft Axle Plastic; 19 Gal.	RE0022P AFS0022P	RE0177S	
1996	V8 5.0L	Aft Axle Steel; 18 Gal.	RE0026P AFS0026P	RE0175S	
1996	V8 5.0L	Midship Steel; 17 Gal.	RE0022P AFS0022P	RE0173S	
1996	V8 5.0L	Midship Steel; 19 Gal. 2 ports	RE0022P AFS0022P	RE0174S	
1996	V8 5.0L	Midship Steel; 19 Gal. 3 ports	RE0022P AFS0022P		
1995-94	V8 5.0L	Aft Axle Plastic; 19 Gal.	RE0022P AFS0022P	RE0168S	
1995-94	V8 5.0L	Aft Axle Steel; 18 Gal.	RE0026P AFS0026P	RE0167S	
1995-94	V8 5.0L	Midship Steel; 17 Gal.	RE0022P AFS0022P	RE0165S	
1995-94	V8 5.0L	Midship Steel; 19 Gal.; w/Aux. Tube 3 ports	RE0022P AFS0022P		
1995-94	V8 5.0L	Midship Steel; 19 Gal. 2 ports	RE0022P AFS0022P	RE0166S	
1993-92	V8 5.0L	Aft Axle Plastic; 19 Gal.	RE0022P AFS0022P	RE0157S	
1993-92	V8 5.0L	Aft Axle Steel; 18 Gal.	RE0026P AFS0026P	RE0155S	
1993-92	V8 5.0L	Midship Steel; 17 Gal.	RE0022P AFS0022P	RE0153S	
1993-92	V8 5.0L	Midship Steel; w/Aux. Tube; 3 ports	RE0022P AFS0022P	RE0158S	
1993-92	V8 5.0L	Midship Steel; 2 ports	RE0022P AFS0022P	RE0154S	
1991-90	V8 5.0L	Aft Axle Plastic; 137"; 161" Wheelbase	RE0022P AFS0022P		
1991-90	V8 5.0L	Aft Axle Steel; 117"; 133"; 139"; 155"; 168" Wheelbase	RE0026P AFS0026P	RE0148S	
1991-90	V8 5.0L	Midship; 17 Gal.; 117"; 133"; 139" Wheelbase	RE0022P AFS0022P	RE0146S	
1991-90	V8 5.0L	Midship; 19 Gal.; 133"; 137"; 155"; 161"; 168" Wheelbase	RE0022P AFS0022P	RE0147S	

AFS = New Fuel Pump/Assembly REO = Remanufactured Fuel Pump/Assembly

Year	Engine	Application Description	AFS/REO Pump Only Number	AFS/REO Assembly Number	Strainer Filter Number
FORD TRUCK (cont.)					
F-150, F-150 HERITAGE (cont.)					
1989-88	V8 5.0L	In-Tank; w/Rear Plastic Tank	RE1003P AFS1003P	RE0098S	RF0004
1989-87	V8 5.0L	Ext. Mntd.	AFS0001P		
1989-87	V8 5.0L	In-Tank; w/Rear Steel Tank		RE0062S AFS0062S	
1989-87	V8 5.0L	w/17 Gal. Center Tank		RE0060S AFS0060S	
1989-87	V8 5.0L	w/19 Gal. Center Tank		RE0061S AFS0061S	
1986-85	V8 5.0L	w/E.F.I.; Ext. Mntd.	RE0001P AFS0001P		
1986-85	V8 5.0L	w/ E.F.I.; In-Tank; w/ 17 Gal.; Center Tank		RE0104S AFS0104S	
1986-85	V8 5.0L	w/ M.F.I., w/ 19 Gal Center Tank		RE0991S AFS0991S	
2008-06	V8 5.4L (V)	Flex Fuel; w/ 26 Gal. Tank; w/ 126", 132.5", 133" Wheelbase		AFS0947S	
2008-06	V8 5.4L (V)	Flex Fuel; w/ 30 Gal. tank; w/ 138.5", 139" Wheelbase		AFS0948S	
2008-06	V8 5.4L (V)	Flex Fuel; w/ 27 Gal. Standard Range Tank; w/ 144.5", 145", 150.5", 163" Wheelbase		AFS0949S	
2008-06	V8 5.4L (V)	Flex Fuel; w/ 35 Gal. Extended Range Tank; w/ 144.5", 145", 150.5", 163" Wheelbase		AFS0950S	
2008-05	V8 5.4L (5)	w/ 144.5", 150.5", 163" Wheelbase w/ Extended Range Single Tank		RE0898S AFS0898S	
2008-04	V8 5.4L (5)	w/ 26 Gal. Tank; w/ 126", 133", 139" Wheelbase		RE0896S AFS0896S	
2008-04	V8 5.4L (5)	w/ 27 Gal. Standard Range Fuel Tank; w/ 145", 150.5", 163" Wheelbase		RE0897S AFS0897S	
2008-04	V8 5.4L (5)	w/ 35.7 Gal. Extended Range Fuel Tank; w/ 145", 150.5", 163" Wheelbase		RE0898S AFS0898S	
2008-04	V8 5.4L (5)	w/ 126", 132.5", 138.5" Wheelbase		RE0896S AFS0896S	
2008-04	V8 5.4L (5)	126", 132.5", 138.5" Wheelbase; Exc Heritage		RE0896S	
2008-04	V8 5.4L (5)	144.5", 150.5", 163" Wheelbase; w/ Standard Range Tank		RE0897S	
2007-04	V8 5.4L (5)	144.5", 163" Wheelbase; w/ Single, Standard Range Tank		RE0897S AFS0897S	
2004-99	V8 5.4L (3)	Lightning Series; SOHC; Supercharged		RE0320S	
2003-02	V8 5.4L (3)	Harley Davidson Edition; Supercharged		RE0320S	
2003-01	V8 5.4L (L)	Crew Cab		RE0315S AFS0315S	
2003-00	V8 5.4L (L)	w/ 139" & 157" Wheelbase		RE0315S AFS0315S	
2003-00	V8 5.4L (L;Z)	2WD; w/ 120" Wheelbase		RE0315S AFS0315S	
2003-00	V8 5.4L (L;Z)	4WD; w/ 120" Wheelbase		RE0317S	
2001	V8 5.4L (L)	Harley Davidson Edition		RE0315S AFS0315S	
2001-00	V8 5.4L (L)	Super Cab; w/ 157" Wheelbase		RE0315S	
2001-00	V8 5.4L (L)	Super Cab; w/ 139" Wheelbase		RE0315S	
1999	V8 5.4L (L)	2WD; w/ 120" Wheelbase		RE0315S AFS0315S	
1999	V8 5.4L (L)	4WD; w/ 120" Wheelbase		RE0317S AFS0317S	
1999	V8 5.4L (L)	139" Wheelbase; Including Super-Cab		RE0315S AFS0315S	

AFS = New Fuel Pump/Assembly RE0 = Remanufactured Fuel Pump/Assembly

Year	Engine	Application Description	AFS/RE0 Pump Only Number	AFS/RE0 Assembly Number	Strainer Filter Number
FORD TRUCK (cont.)					
F-150, F-150 HERITAGE (cont.)					
1999	V8 5.4L (L)	139" Wheelbase; w/ Reg. Cab		RE0315S AFS0315S	
1999	V8 5.4L (L)	157" Wheelbase; w/ Reg. Cab		RE0315S AFS0315S	
1999	V8 5.4L (Z)	Bi-Fuel; 2WD; w/ 120" Wheelbase		RE0315S	
1999	V8 5.4L (Z)	Bi-Fuel; 4WD; w/ 120" Wheelbase		RE0317S	
1999	V8 5.4L (Z)	Bi-Fuel; w/ 139" or 157" Wheelbase		RE0315S	
1998	V8 5.4L (L)	157" Wheelbase		RE0315S AFS0315S	
1998-97	V8 5.4L (L;Z)	2WD; w/ 120" Wheelbase		RE0315S	
1998-97	V8 5.4L (L;Z)	4WD; w/ 120" Wheelbase		RE0317S AFS0317S	
1998-97	V8 5.4L (L;Z)	139" Wheelbase; Including Super-Cab		RE0315S AFS0315S	
1998-97	V8 5.4L (L;Z)	157" Wheelbase		RE0315S AFS0315S	
1998-97	V8 5.4L (L;Z)	139" Wheelbase; w/ Reg. Cab		RE0315S	
1997	V8 5.4L	Aft Axle Steel; 18 Gal.; Over 8500 GVW; 117"; 133"; 139"; 155"; 168" W.B.	RE0026P AFS0026P	RE0175S	
1997	V8 5.4L	Midship; 17 Gal.; Steel; Over 8500 GVW; 117"; 139" Wheelbase	RE0022P AFS0022P	RE0173S	
1997	V8 5.4L	Midship; Steel 19 Gal.; Over 8500 GVW; 133" Wheelbase. 2 ports	RE0022P AFS0022P	RE0174S	
1997	V8 5.4L	Aft Axle Plastic Tank; 19 Gal.; Over 8500 GVW	RE0022P AFS0022P	RE0177S	
1997	V8 5.4L	Midship Steel; 19 Gal.; Over 8500 GVW; 3 ports	RE0022P AFS0022P		
1996	V8 5.8L	Aft Axle Plastic; 19 Gal.	RE0022P AFS0022P	RE0177S	
1996	V8 5.8L	Aft Axle Steel; 18 Gal.	RE0026P AFS0026P	RE0175S	
1996	V8 5.8L	Midship Steel; 17 Gal.	RE0022P AFS0022P	RE0173S	
1996	V8 5.8L	Midship Steel; 19 Gal. 2 ports	RE0022P AFS0022P	RE0174S	
1996-94	V8 5.8L	Midship Steel; 19 Gal. 3 ports	RE0022P AFS0022P		
1995-94	V8 5.8L	Aft Axle Plastic; 19 Gal.	RE0022P AFS0022P	RE0168S	
1995-94	V8 5.8L	Aft Axle Steel; 18 Gal.	RE0026P AFS0026P	RE0167S	
1995-94	V8 5.8L	Midship Steel; 17 Gal.	RE0022P AFS0022P	RE0165S	
1995-94	V8 5.8L	Midship Steel; 19 Gal. 2 ports	RE0022P AFS0022P	RE0166S	
1993-92	V8 5.8L	Aft Axle Plastic; 19 Gal.	RE0022P AFS0022P	RE0157S	
1993-92	V8 5.8L	Aft Axle Steel; 18 Gal.	RE0026P AFS0026P	RE0155S	
1993-92	V8 5.8L	Midship Steel; 17 Gal.	RE0022P AFS0022P	RE0153S	
1993-92	V8 5.8L	Midship Steel; 2 ports	RE0022P AFS0022P	RE0154S	
1993-92	V8 5.8L	Midship Steel; 3 ports	RE0022P AFS0022P	RE0158S	
1991-90	V8 5.8L	Aft Axle Plastic; 137"; 161" Wheelbase	RE0022P AFS0022P		

AFS = New Fuel Pump/Assembly RE0 = Remanufactured Fuel Pump/Assembly

Year	Engine	Application Description	AFS/RE0 Pump Only Number	AFS/RE0 Assembly Number	Strainer Filter Number
FORD TRUCK (cont.)					
F-150, F-150 HERITAGE (cont.)					
1991-90	V8 5.8L	Midship 17 Gal. Tank, 117",133", 139" W.B.	RE0022P AFS0022P	RE0146S	
1991-90	V8 5.8L	Midship, 19 Gal Tank, 133", 137", 155", 161", 166" WB	RE0022P AFS0022P	RE0147S	
1989-88	V8 5.8L	In-Tank; w/Rear Plastic Tank	RE1003P AFS1003P	RE0098S	RF0004
1989-88	V8 5.8L	Ext. Mount	RE0001P AFS0001P		
1989-87	V8 5.8L	Aft Axle, Steel Tank		RE0062S AFS0062S	
1989-87	V8 5.8L	Midship, 17 Gal Tank		RE0060S AFS0060S	
1989-87	V8 5.8L	Midship, 19 Gal Tank		RE0061S AFS0061S	
1986-85	V8 5.8L	Ext. Mount	AFS0001P		
1986-85	V8 5.8L	Midship, 17 Gal Tank		RE0104S	
F-250, F-250 PICKUP					
1996	L6 4.9L	Aft Axle Plastic; 19 Gal.	RE0022P AFS0022P	RE0177S	
1996	L6 4.9L	Aft Axle Steel; 18 Gal.	RE0026P AFS0026P	RE0175S	
1996	L6 4.9L	Midship Steel; 17 Gal.	RE0022P AFS0022P	RE0173S	
1996	L6 4.9L	Midship Steel; 19 Gal. 2 ports	RE0022P AFS0022P	RE0174S	
1996	L6 4.9L	Midship Steel; 19 Gal. 3 ports	RE0022P AFS0022P		
1995-94	L6 4.9L	Aft Axle Plastic; 19 Gal.	RE0022P AFS0022P	RE0168S	
1995-94	L6 4.9L	Aft Axle Steel; 18 Gal.	RE0026P AFS0026P	RE0167S	
1995-94	L6 4.9L	Midship Steel; 17 Gal.	RE0022P AFS0022P	RE0165S	
1995-94	L6 4.9L	Midship Steel; 19 Gal.; w/Aux. Tube 3 ports	RE0022P AFS0022P		
1995-94	L6 4.9L	Midship Steel; 19 Gal. 2 ports	RE0022P AFS0022P	RE0166S	
1993-92	L6 4.9L	Aft Axle Plastic; 19 Gal.	RE0022P AFS0022P	RE0157S	
1993-92	L6 4.9L	Aft Axle Steel; 18 Gal.	RE0026P AFS0026P	RE0155S	
1993-92	L6 4.9L	Midship Steel; 17 Gal.	RE0022P AFS0022P	RE0153S	
1993-92	L6 4.9L	Midship Steel; w/Aux. Tube; 3 ports	RE0022P AFS0022P	RE0158S	
1993-92	L6 4.9L	Midship Steel; 2 ports	RE0022P AFS0022P	RE0154S	
1991-90	L6 4.9L	Aft Axle Plastic; 137"; 161" Wheelbase	RE0022P AFS0022P		
1991-90	L6 4.9L	Aft Axle Steel; 117"; 133"; 139"; 155"; 168" Wheelbase	RE0026P AFS0026P	RE0148S	
1991-90	L6 4.9L	Midship; 17 Gal.; 117"; 133"; 139" Wheelbase	RE0022P AFS0022P	RE0146S	
1991-90	L6 4.9L	Midship; 19 Gal.; 133"; 137"; 155"; 161"; 168" Wheelbase	RE0022P AFS0022P	RE0147S	
1989-88	L6 4.9L	Ext. Mntd.	RE0001P AFS0001P		

AFS = New Fuel Pump/Assembly RE0 = Remanufactured Fuel Pump/Assembly

Year	Engine	Application Description	AFS/RE0 Pump Only Number	AFS/RE0 Assembly Number	Strainer Filter Number
FORD TRUCK (cont.)					
F-250, F-250 PICKUP (cont.)					
1989-88	L6 4.9L	In-Tank; w/Rear Plastic Tank	RE1003P AFS1003P	RE0098S	RF0004
1989-87	L6 4.9L	w/Rear Steel Tank		RE0062S AFS0062S	
1989-87	L6 4.9L	w/17 Gal. Tank		RE0060S AFS0060S	
1989-87	L6 4.9L	w/19 Gal. Tank		RE0061S AFS0061S	
1988	L6 4.9L	In-Tank; w/Rear Steel Tank		RE0098S	
1999	V8 4.6L (6;W)	2WD; w/ 120" Wheelbase		RE0315S AFS0315S	
1999	V8 4.6L (6;W)	4WD; w/ 120" Wheelbase		RE0317S	
1999	V8 4.6L (6;W)	139" Wheelbase; Including Super-Cab		RE0315S AFS0315S	
1999	V8 4.6L (6;W)	157" Wheelbase; Including Super-Cab		RE0315S AFS0315S	
1998	V8 4.6L (6;W)	2WD; w/ 120" Wheelbase		RE0243S	
1998	V8 4.6L (6;W)	139" Wheelbase; Including Super-Cab		RE0243S	
1998	V8 4.6L (6;W)	157" Wheelbase		RE0243S	
1998-97	V8 4.6L (6;W)	2WD; w/ 120" Wheelbase		RE0243S AFS0243S	
1998-97	V8 4.6L (6;W)	4WD; w/ 120" Wheelbase		RE0250S	
1998-97	V8 4.6L (6;W)	139" or 157" Wheelbase; w/ Reg. Cab		RE0243S AFS0243S	
1997	V8 4.6L (6;W)	Aft Axle Steel; 18 Gal.; Over 8500 GVW; 117"; 133"; 139"; 155"; 168" W.B.	RE0026P AFS0026P	RE0175S	
1997	V8 4.6L (6;W)	Midship; 17 Gal.; Steel; Over 8500 GVW; 117"; 139" Wheelbase	RE0022P AFS0022P	RE0173S	
1997	V8 4.6L (6;W)	Midship; Steel 19 Gal.; Over 8500 GVW; 133" Wheelbase. 2 ports	RE0022P AFS0022P	RE0174S	
1997	V8 4.6L (6;W)	Aft Axle Plastic Tank; 19 Gal.; Over 8500 GVW	RE0022P AFS0022P	RE0177S	
1997	V8 4.6L (6;W)	Midship Steel; 19 Gal.; Over 8500 GVW; 3 ports	RE0022P AFS0022P		
1997	V8 4.6L (6;W)	2WD; w/ 120" Wheelbase		RE0243S	
1997	V8 4.6L (6;W)	4WD; w/ 120" Wheelbase; Between 7/15/96 & 11/3/96		RE0250S	
1997	V8 4.6L (6;W)	157" Wheelbase; Including Super-Cab		RE0243S	
1997	V8 4.6L (6;W)	139" Wheelbase; Super-Cab; From 11/3/96		RE0243S	
1996	V8 5.0L	Aft Axle Plastic; 19 Gal.	RE0022P AFS0022P	RE0177S	
1996	V8 5.0L	Aft Axle Steel; 18 Gal.	RE0026P AFS0026P	RE0175S	
1996	V8 5.0L	Midship Steel; 17 Gal.	RE0022P AFS0022P	RE0173S	
1996	V8 5.0L	Midship Steel; 19 Gal. 2 ports	RE0022P AFS0022P	RE0174S	
1996	V8 5.0L	Midship Steel; 19 Gal. 3 ports	RE0022P AFS0022P		
1995-94	V8 5.0L	Aft Axle Plastic; 19 Gal.	RE0022P AFS0022P	RE0168S	
1995-94	V8 5.0L	Aft Axle Steel; 18 Gal.	RE0026P AFS0026P	RE0167S	
1995-94	V8 5.0L	Midship Steel; 17 Gal.	RE0022P AFS0022P	RE0165S	
1995-94	V8 5.0L	Midship Steel; 19 Gal.; w/Aux. Tube 3 ports	RE0022P AFS0022P		

AFS = New Fuel Pump/Assembly RE0 = Remanufactured Fuel Pump/Assembly

Year	Engine	Application Description	AFS/RE0 Pump Only Number	AFS/RE0 Assembly Number	Strainer Filter Number
FORD TRUCK (cont.)					
F-250, F-250 PICKUP (cont.)					
1995-94	V8 5.0L	Midship Steel; 19 Gal. 2 ports	RE0022P AFS0022P	RE0166S	
1993-92	V8 5.0L	Aft Axle Plastic; 19 Gal.	RE0022P AFS0022P	RE0157S	
1993-92	V8 5.0L	Aft Axle Steel; 18 Gal.	RE0026P AFS0026P	RE0155S	
1993-92	V8 5.0L	Midship Steel; 17 Gal.	RE0022P AFS0022P	RE0153S	
1993-92	V8 5.0L	Midship Steel; w/Aux. Tube; 2 ports	RE0022P AFS0022P	RE0154S	
1993-92	V8 5.0L	Midship Steel; w/Aux. Tube; 3 ports	RE0022P AFS0022P	RE0158S	
1991-90	V8 5.0L	Aft Axle Plastic; 137"; 161" Wheelbase	RE0022P AFS0022P		
1991-90	V8 5.0L	Aft Axle Steel; 117"; 133"; 139"; 155"; 168" Wheelbase	RE0026P AFS0026P	RE0148S	
1991-90	V8 5.0L	Midship; 17 Gal.; 117"; 133"; 139" Wheelbase	RE0022P AFS0022P	RE0146S	
1991-90	V8 5.0L	Midship; 19 Gal.; 133"; 137"; 155"; 161"; 168" Wheelbase	RE0022P AFS0022P	RE0147S	
1989-88	V8 5.0L	In-Tank; w/Rear Plastic Tank	RE1003P AFS1003P	RE0098S	RF0004
1989-87	V8 5.0L	Ext. Mntd.	RE0001P AFS0001P		
1989-87	V8 5.0L	In-Tank; w/Rear Steel Tank		RE0062S AFS0062S	
1989-87	V8 5.0L	w/17 Gal. Center Tank		RE0060S AFS0060S	
1989-87	V8 5.0L	w/19 Gal. Center Tank		RE0061S AFS0061S	
1986	V8 5.0L	E.F.I.; In-Tank; w/ 17 or 19 Gal., Center Tank		RE0104S AFS0104S	
1986-85	V8 5.0L	w/ E.F.I. Ext. Mntd.	AFS0001P		
1982-80	V8 5.0L	In-Tank	RE1003P AFS1003P		RF0006
1982-80	V8 5.0L	w/ Rear Steel Tank		AFS0986S	
1999	V8 5.4L	2WD; w/ 120" Wheelbase		RE0315S AFS0315S	
1999	V8 5.4L (L)	Midship Tank; w/ 141.8", 156.2", Wheelbase	AFS0975P	RE0924S	
1999	V8 5.4L (L)	Midship, w/ 137", 158", 172" WB w/ Calif. Emissions, Exc. Chassis Cab	AFS0973P		
1999	V8 5.4L (Z)	w/ 139" & 157" Wheelbase		RE0315S AFS0315S	
1998-97	V8 5.4L (L;Z)	139" Wheelbase; Including Super-Cab		RE0315S	
1998-97	V8 5.4L (L;Z)	157" Wheelbase		RE0315S	
1998-97	V8 5.4L (L;Z)	139" Wheelbase; w/ Reg. Cab		RE0315S	
1997	V8 5.4L	Aft Axle Steel; 18 Gal.; Over 8500 GVW; 117"; 133"; 139"; 155"; 168" W.B.	RE0026P AFS0026P	RE0175S	
1997	V8 5.4L	Midship; 17 Gal.; Steel; Over 8500 GVW; 117"; 139" Wheelbase	RE0022P AFS0022P	RE0173S	
1997	V8 5.4L	Midship; Steel 19 Gal.; Over 8500 GVW; 133" Wheelbase. 2 ports	RE0022P AFS0022P	RE0174S	
1997	V8 5.4L	Aft Axle Plastic Tank; 19 Gal.; Over 8500 GVW	RE0022P AFS0022P	RE0177S	
1997	V8 5.4L	Midship Steel; 19 Gal.; Over 8500 GVW; 3 ports	RE0022P AFS0022P		
1997	V8 5.8L	Aft Axle Steel; 18 Gal.; Over 8500 GVW; 117"; 133"; 139"; 155"; 168" W.B.	RE0026P AFS0026P	RE0175S	

AFS = New Fuel Pump/Assembly RE0 = Remanufactured Fuel Pump/Assembly

Year	Engine	Application Description	AFS/RE0 Pump Only Number	AFS/RE0 Assembly Number	Strainer Filter Number
FORD TRUCK (cont.)					
F-250, F-250 PICKUP (cont.)					
1997	V8 5.8L	Midship; 17 Gal.; Steel; Over 8500 GVW; 117"; 139" Wheelbase	RE0022P AFS0022P	RE0173S	
1997	V8 5.8L	Midship; Steel 19 Gal.; Over 8500 GVW; 133" Wheelbase. 2 ports	RE0022P AFS0022P	RE0174S	
1997	V8 5.8L	Aft Axle Plastic Tank; 19 Gal.; Over 8500 GVW	RE0022P AFS0022P	RE0177S	
1997	V8 5.8L	Midship Steel; 19 Gal.; Over 8500 GVW; 3 ports	RE0022P AFS0022P		
1996	V8 5.8L	Aft Axle Plastic; 19 Gal.	RE0022P AFS0022P	RE0177S	
1996	V8 5.8L	Aft Axle Steel; 18 Gal.	RE0026P AFS0026P	RE0175S	
1996	V8 5.8L	Midship Steel; 17 Gal.	RE0022P AFS0022P	RE0173S	
1996	V8 5.8L	Midship Steel; 19 Gal. 2 ports	RE0022P AFS0022P	RE0174S	
1996	V8 5.8L	Midship Steel; 19 Gal. 3 ports	RE0022P AFS0022P		
1995-94	V8 5.8L	Aft Axle Plastic; 19 Gal.	RE0022P AFS0022P	RE0168S	
1995-94	V8 5.8L	Aft Axle Steel; 18 Gal.	RE0026P AFS0026P	RE0167S	
1995-94	V8 5.8L	Midship Steel; 17 Gal.	RE0022P AFS0022P	RE0165S	
1995-94	V8 5.8L	Midship Steel; 19 Gal.; w/Aux. Tube 3 ports	RE0022P AFS0022P		
1995-94	V8 5.8L	Midship Steel; 19 Gal. 2 ports	RE0022P AFS0022P	RE0166S	
1993-92	V8 5.8L	Aft Axle Plastic; 19 Gal.	RE0022P AFS0022P	RE0157S	
1993-92	V8 5.8L	Aft Axle Steel; 18 Gal.	RE0026P AFS0026P	RE0155S	
1993-92	V8 5.8L	Midship Steel; 17 Gal.	RE0022P AFS0022P	RE0153S	
1993-92	V8 5.8L	Midship Steel; w/Aux. Tube; 2 ports	RE0022P AFS0022P	RE0154S	
1993-92	V8 5.8L	Midship Steel; w/Aux. Tube; 3 ports	RE0022P AFS0022P	RE0158S	
1991-90	V8 5.8L	Aft Axle Plastic; 137"; 161" Wheelbase	RE0022P AFS0022P		
1991-90	V8 5.8L	Aft Axle Steel; 117"; 133"; 139"; 155"; 168" Wheelbase	RE0026P AFS0026P	RE0148S	
1991-90	V8 5.8L	Midship; 17 Gal.; 117"; 133"; 139" Wheelbase	RE0022P AFS0022P	RE0146S	
1991-90	V8 5.8L	Midship; 19 Gal.; 133"; 137"; 155"; 161"; 168" Wheelbase	RE0022P AFS0022P	RE0147S	
1989-88	V8 5.8L (W)	Ext. Mntd.	RE0001P AFS0001P		
1989-88	V8 5.8L (W)	In-Tank; w/Rear Steel Tank		RE0062S AFS0062S	
1989-88	V8 5.8L (W)	w/17 Gal. Center Tank		RE0060S AFS0060S	
1989-88	V8 5.8L (W)	w/19 Gal. Center Tank		RE0061S AFS0061S	
1989-88	V8 5.8L (W)	In-Tank; w/Rear Plastic Tank	RE1003P AFS1003P	RE0098S	RF0004
1984-83	V8 5.8L	In-Tank	RE1003P AFS1003P		RF0006

AFS = New Fuel Pump/Assembly RE0 = Remanufactured Fuel Pump/Assembly

Year	Engine	Application Description	AFS/RE0 Pump Only Number	AFS/RE0 Assembly Number	Strainer Filter Number
FORD TRUCK (cont.)					
F-250, F-250 PICKUP (cont.)					
1982-80	V8 5.8L	In-Tank	RE1003P AFS1003P		RF0006
1982-80	V8 5.8L	w/ Rear Steel Tank		AFS0986S	
1982-80	V8 6.6L	w/ Rear Steel Tank		AFS0986S	
1997	V8 7.5L	Aft Axle Steel; 18 Gal.; Over 8500 GVW; 117"; 133"; 139"; 155"; 168" W.B.	RE0026P AFS0026P	RE0175S	
1997	V8 7.5L	Midship; 17 Gal.; Steel; Over 8500 GVW; 117"; 139" Wheelbase	RE0022P AFS0022P	RE0173S	
1997	V8 7.5L	Midship; Steel 19 Gal.; Over 8500 GVW; 133" Wheelbase. 2 ports	RE0022P AFS0022P	RE0174S	
1997	V8 7.5L	Aft Axle Plastic Tank; 19 Gal.; Over 8500 GVW	RE0022P AFS0022P	RE0177S	
1997	V8 7.5L	Midship Steel; 19 Gal.; Over 8500 GVW; 3 ports	RE0022P AFS0022P		
1996	V8 7.5L	Aft Axle Plastic; 19 Gal.	RE0022P AFS0022P	RE0177S	
1996	V8 7.5L	Aft Axle Steel; 18 Gal.	RE0026P AFS0026P	RE0175S	
1996	V8 7.5L	Midship Steel; 17 Gal.	RE0022P AFS0022P	RE0173S	
1996	V8 7.5L	Midship Steel; 19 Gal. 2 ports		RE0174S	
1996	V8 7.5L	Midship Steel; 19 Gal. 3 ports	RE0022P AFS0022P		
1995-94	V8 7.5L	Aft Axle Plastic; 19 Gal.	RE0022P AFS0022P	RE0168S	
1995-94	V8 7.5L	Aft Axle Steel; 18 Gal.	RE0026P AFS0026P	RE0167S	
1995-94	V8 7.5L	Midship Steel; 17 Gal.	RE0022P AFS0022P	RE0165S	
1995-94	V8 7.5L	Midship Steel; 19 Gal.; w/Aux. Tube 3 ports	RE0022P AFS0022P		
1995-94	V8 7.5L	Midship Steel; 19 Gal. 2 ports	RE0022P AFS0022P	RE0166S	
1993-92	V8 7.5L	Aft Axle Plastic; 19 Gal.	RE0022P AFS0022P	RE0157S	
1993-92	V8 7.5L	Aft Axle Steel; 18 Gal.	RE0026P AFS0026P	RE0155S	
1993-92	V8 7.5L	Midship Steel; w/Aux. Tube; 2 ports	RE0022P AFS0022P	RE0154S	
1993-92	V8 7.5L	Midship Steel; w/Aux. Tube; 3 ports	RE0022P AFS0022P	RE0158S	
1993-92	V8 7.5L	Midship Steel; 17 Gal., w/ Aux. Tube, 3 Ports	RE0022P AFS0022P	RE0153S	
1992	V8 7.5L	Midship Steel; 17 Gal.	RE0022P AFS0022P	RE0153S	
1991-90	V8 7.5L	Aft Axle Plastic; 137"; 161" Wheelbase	RE0022P AFS0022P		
1991-90	V8 7.5L	Aft Axle Steel; 117"; 133"; 139"; 155"; 168" Wheelbase	RE0026P AFS0026P	RE0148S	
1991-90	V8 7.5L	Midship; 19 Gal.; 133"; 137"; 155"; 161"; 168" Wheelbase	RE0022P AFS0022P	RE0147S	
1991-90	V8 7.5L	Midship; 17 Gal.; 117"; 133"; 139" Wheelbase	RE0022P AFS0022P	RE0146S	
1989	V8 7.5L	w/17 Gal. Center Tank		RE0060S AFS0060S	
1989	V8 7.5L	w/19 Gal. Center Tank		RE0061S AFS0061S	

AFS = New Fuel Pump/Assembly RE0 = Remanufactured Fuel Pump/Assembly

Year	Engine	Application Description	AFS/RE0 Pump Only Number	AFS/RE0 Assembly Number	Strainer Filter Number
FORD TRUCK (cont.)					
F-250, F-250 PICKUP (cont.)					
1989	V8 7.5L	In-Tank w/Rear Steel Tank		RE0062S AFS0062S	
1989-88	V8 7.5L	In-Tank; w/Rear Steel Tank		RE0062S AFS0062S	
1989-88	V8 7.5L	w/17 Gal. Center Tank		RE0060S AFS0060S	
1989-88	V8 7.5L	w/19 Gal. Center Tank		RE0061S AFS0061S	
1989-88	V8 7.5L	In-Tank; w/Rear Plastic Tank	RE1003P AFS1003P	RE0098S	RF0004
1989-88	V8 7.5L			RE0098S	
1989-87	V8 7.5L	Ext. Mntd.	RE0001P AFS0001P		
1987	V8 7.5L	In-Tank w/Rear Steel Tank		RE0062S AFS0062S	
1987	V8 7.5L	In-Tank; w/ Center Tank		RE0061S AFS0061S	
1984-83	V8 7.5L	w/ Rear Steel Tank		AFS0986S	
F-350, F-350 PICKUP					
1996	L6 4.9L	Aft Axle Plastic; 19 Gal.	RE0022P AFS0022P	RE0177S	
1996	L6 4.9L	Aft Axle Steel; 18 Gal.	RE0026P AFS0026P	RE0175S	
1996	L6 4.9L	Midship Steel; 17 Gal.	RE0022P AFS0022P	RE0173S	
1996	L6 4.9L	Midship Steel; 19 Gal. 2 ports	RE0022P AFS0022P	RE0174S	
1996	L6 4.9L	Midship Steel; 19 Gal. 3 ports	RE0022P AFS0022P		
1995-94	L6 4.9L	Aft Axle Plastic; 19 Gal.	RE0022P AFS0022P	RE0168S	
1995-94	L6 4.9L	Aft Axle Steel; 18 Gal.	RE0026P AFS0026P	RE0167S	
1995-94	L6 4.9L	Midship Steel; 17 Gal.	RE0022P AFS0022P	RE0165S	
1995-94	L6 4.9L	Midship Steel; 19 Gal.; w/Aux. Tube 3 ports	RE0022P AFS0022P		
1995-94	L6 4.9L	Midship Steel; 19 Gal. 2 ports	RE0022P AFS0022P	RE0166S	
1993-92	L6 4.9L	Aft Axle Plastic; 19 Gal.	RE0022P AFS0022P	RE0157S	
1993-92	L6 4.9L	Aft Axle Steel; 18 Gal.	RE0026P AFS0026P	RE0155S	
1993-92	L6 4.9L	Midship Steel; 17 Gal.	RE0022P AFS0022P	RE0153S	
1993-92	L6 4.9L	Midship Steel; w/Aux. Tube; 2 ports	RE0022P AFS0022P	RE0154S	
1993-92	L6 4.9L	Midship Steel; w/Aux. Tube; 3 ports	RE0022P AFS0022P	RE0158S	
1991-90	L6 4.9L	Aft Axle Plastic; 137"; 161" Wheelbase	RE0022P AFS0022P		
1991-90	L6 4.9L	Aft Axle Steel; 117"; 133"; 139"; 155"; 168" Wheelbase	RE0026P AFS0026P	RE0148S	
1991-90	L6 4.9L	Midship; 17 Gal.; 117"; 133"; 139" Wheelbase	RE0022P AFS0022P	RE0146S	
1991-90	L6 4.9L	Midship; 19 Gal.; 133"; 137"; 155"; 161"; 168" Wheelbase	RE0022P AFS0022P	RE0147S	
1990	L6 4.9L	Aft Axle w/ 20-22 Gal Tank, Before 5/22/90			RE0090S

AFS = New Fuel Pump/Assembly REO = Remanufactured Fuel Pump/Assembly

Year	Engine	Application Description	AFS/REO Pump Only Number	AFS/REO Assembly Number	Strainer Filter Number
FORD TRUCK (cont.)					
F-350, F-350 PICKUP (cont.)					
1990-88	L6 4.9L	Midship., w/ 18 gal Tank, 124" WB	RE0088S		
1989-88	L6 4.9L	Ext. Mntd.	AFS0001P		
1989-88	L6 4.9L	In-Tank; w/Rear Plastic Tank	RE1003P AFS1003P	RE0098S	RF0004
1989-88	L6 4.9L	Aft Axle w/ 20-22 Gal Tank, 138" WB		RE0090S	
1989-87	L6 4.9L	w/Rear Steel Tank		RE0062S AFS0062S	
1989-87	L6 4.9L	w/17 Gal. Tank		RE0060S AFS0060S	
1989-87	L6 4.9L	w/19 Gal. Tank		RE0061S AFS0061S	
1988	L6 4.9L	In-Tank; w/Rear Steel Tank		RE0098S	
1987	L6 4.9L	Aft Axle, w/ 36 Gal Tank, Exc. Cutaway		RE0090S	
1987	L6 4.9L			RE0090S	
1986	L6 4.9L	Midship, w/ Carb		RE0088S	
1986	L6 4.9L	Aft Axle, w/ Carb		RE0090S	
1980	V8 5.0L	w/ Rear Steel Tank		RE0986S AFS0986S	
2007-05	V8 5.4L (5)	Aft Axle	AFS0974P		
2007-05	V8 5.4L (5)	Midship, w/137", 158", 172.4" WB	AFS0975P		
2007-05	V8 5.4L (5)	Midship, w/141.8", 156.2" WB	AFS0975P		
1997	V8 5.8L	Aft Axle Steel; 18 Gal.; Over 8500 GVW; 117"; 133"; 139"; 155"; 168" W.B.	RE0026P AFS0026P	RE0175S	
1997	V8 5.8L	Midship; 17 Gal.; Steel; Over 8500 GVW; 117"; 139" Wheelbase	RE0022P AFS0022P	RE0173S	
1997	V8 5.8L	Midship; Steel 19 Gal.; Over 8500 GVW; 133" Wheelbase, 2 ports	RE0022P AFS0022P	RE0174S	
1997	V8 5.8L	Aft Axle Plastic Tank; 19 Gal.; Over 8500 GVW	RE0022P AFS0022P	RE0177S	
1997	V8 5.8L	Midship Steel; 19 Gal.; Over 8500 GVW; 3 ports	RE0022P AFS0022P		
1996	V8 5.8L	Aft Axle Plastic; 19 Gal.	RE0022P AFS0022P	RE0177S	
1996	V8 5.8L	Aft Axle Steel; 18 Gal.	RE0026P AFS0026P	RE0175S	
1996	V8 5.8L	Midship Steel; 17 Gal.	RE0022P AFS0022P	RE0173S	
1996	V8 5.8L	Midship Steel; 19 Gal. 2 ports	RE0022P AFS0022P	RE0174S	
1996	V8 5.8L	Midship 2 ports	RE0022P AFS0022P	RE0179S AFS0179S	
1996	V8 5.8L	Midship 3 ports	RE0022P AFS0022P	RE0180S AFS0180S	
1996	V8 5.8L	Midship Steel; 19 Gal. 3 ports	RE0022P AFS0022P		
1996	V8 5.8L	Aft Axle, 3 Ports, Cutaway / Stripped Chassis	RE0022P AFS0022P		
1995-94	V8 5.8L	Aft Axle Plastic; 19 Gal.	RE0022P AFS0022P	RE0168S	
1995-94	V8 5.8L	Aft Axle Steel; 18 Gal.	RE0026P AFS0026P	RE0167S	
1995-94	V8 5.8L	Midship Steel; 17 Gal.	RE0022P AFS0022P	RE0165S	
1995-94	V8 5.8L	Midship Steel; 19 Gal.; w/Aux. Tube 3 ports	RE0022P AFS0022P		
1995-94	V8 5.8L	Midship Steel; 19 Gal. 2 ports	RE0022P AFS0022P	RE0166S	

AFS = New Fuel Pump/Assembly RE0 = Remanufactured Fuel Pump/Assembly

Year	Engine	Application Description	AFS/RE0 Pump Only Number	AFS/RE0 Assembly Number	Strainer Filter Number
FORD TRUCK (cont.)					
F-350, F-350 PICKUP (cont.)					
1995-92	V8 5.8L	Midship 2 ports	RE0022P AFS0022P	RE0159S AFS0159S	
1995-92	V8 5.8L	Midship 3 ports	RE0022P AFS0022P	RE0162S AFS0162S	
1995-92	V8 5.8L	Aft Axle, 3 Ports, Cutaway / Stripped Chassis	RE0022P AFS0022P	RE0161S AFS0161S	
1993-92	V8 5.8L	Aft Axle Plastic; 19 Gal.	RE0022P AFS0022P	RE0157S	
1993-92	V8 5.8L	Aft Axle Steel; 18 Gal.	RE0026P AFS0026P	RE0155S	
1993-92	V8 5.8L	Midship Steel; 17 Gal.	RE0022P AFS0022P	RE0153S	
1993-92	V8 5.8L	Midship Steel; w/Aux. Tube; 2 ports	RE0022P AFS0022P	RE0154S	
1993-92	V8 5.8L	Midship Steel; w/Aux. Tube; 3 ports	RE0022P AFS0022P	RE0158S	
1991-90	V8 5.8L	Aft Axle Plastic; 137"; 161" Wheelbase	RE0022P AFS0022P		
1991-90	V8 5.8L	Aft Axle Steel; 117"; 133"; 139"; 155"; 168" Wheelbase	RE0026P AFS0026P	RE0148S	
1991-90	V8 5.8L	Midship; 17 Gal.; 117"; 133"; 139" Wheelbase	RE0022P AFS0022P	RE0146S	
1991-90	V8 5.8L	Midship; 19 Gal.; 133"; 137"; 155"; 161"; 168" Wheelbase	RE0022P AFS0022P	RE0147S	
1991-90	V8 5.8L	Midship. w/ 16 gal Tank, 138" WB	AFS0005P	RE0102S	RF0002
1991-88	V8 5.8L (W)	Ext. Mntd.	AFS0001P		
1990	V8 5.8L	Aft Axle w/ 20-22 Gal Tank, Before 5/22/90		RE0090S	
1990-88	V8 5.8L	Midship. w/ 18 gal Tank, 124" WB		RE0088S	
1989-88	V8 5.8L	w/17 Gal. Tank		RE0060S AFS0060S	
1989-88	V8 5.8L (W)	In-Tank; w/Rear Steel Tank		RE0062S AFS0062S	
1989-88	V8 5.8L (W)	w/17 Gal. Center Tank		RE0060S AFS0060S	
1989-88	V8 5.8L (W)	w/19 Gal. Center Tank		RE0061S AFS0061S	
1989-88	V8 5.8L (W)	In-Tank; w/Rear Plastic Tank	RE1003P AFS1003P	RE0098S	RF0004
1988	V8 5.8L	Aft Axle w/ 20-22 Gal Tank, 138" WB		RE0090S	
1988	V8 5.8L	Midship. w/ 16 gal Tank, 138" WB, Before 10/88		RE0088S	
1982-80	V8 5.8L	In-Tank	RE1003P AFS1003P		RF0006
1982-80	V8 5.8L	Aft Axle		RE0905S	
1982-80	V8 5.8L	w/ Rear Steel Tank		RE0986S AFS0986S	
1982-80	V8 6.6L	w/ Rear Steel Tank		RE0986S AFS0986S	
1997	V8 7.5L	Aft Axle Steel; 18 Gal.; Over 8500 GVW; 117"; 133"; 139"; 155"; 168" W.B.	RE0026P AFS0026P	RE0175S	
1997	V8 7.5L	Midship; 17 Gal.; Steel; Over 8500 GVW; 117"; 139" Wheelbase	RE0022P AFS0022P	RE0173S	
1997	V8 7.5L	Midship; Steel 19 Gal.; Over 8500 GVW; 133" Wheelbase, 2 ports	RE0022P AFS0022P	RE0174S	
1997	V8 7.5L	Aft Axle Plastic Tank; 19 Gal.; Over 8500 GVW	RE0022P AFS0022P	RE0177S	
1997	V8 7.5L	Midship Steel; 19 Gal.; Over 8500 GVW; 3 ports	RE0022P AFS0022P		

AFS = New Fuel Pump/Assembly RE0 = Remanufactured Fuel Pump/Assembly

Year	Engine	Application Description	AFS/RE0 Pump Only Number	AFS/RE0 Assembly Number	Strainer Filter Number
FORD TRUCK (cont.)					
F-350, F-350 PICKUP (cont.)					
1996	V8 7.5L	Aft Axle Plastic; 19 Gal.	RE0022P AFS0022P	RE0177S	
1996	V8 7.5L	Aft Axle Steel; 18 Gal.	RE0026P AFS0026P	RE0175S	
1996	V8 7.5L	Midship Steel; 17 Gal.	RE0022P AFS0022P	RE0173S	
1996	V8 7.5L	Midship Steel; 19 Gal. 2 ports		RE0174S	
1996	V8 7.5L	Midship Steel; 19 Gal. 3 ports	RE0022P AFS0022P		
1995-94	V8 7.5L	Aft Axle Plastic; 19 Gal.	RE0022P AFS0022P	RE0168S	
1995-94	V8 7.5L	Aft Axle Steel; 18 Gal.	RE0026P AFS0026P	RE0167S	
1995-94	V8 7.5L	Midship Steel; 17 Gal.	RE0022P AFS0022P	RE0165S	
1995-94	V8 7.5L	Midship Steel; 19 Gal.; w/Aux. Tube 3 ports	RE0022P AFS0022P		
1995-94	V8 7.5L	Midship Steel; 19 Gal. 2 ports	RE0022P AFS0022P	RE0166S	
1993-92	V8 7.5L	Aft Axle Plastic; 19 Gal.	RE0022P AFS0022P	RE0157S	
1993-92	V8 7.5L	Aft Axle Steel; 18 Gal.	RE0026P AFS0026P	RE0155S	
1993-92	V8 7.5L	Midship Steel; w/Aux. Tube; 2 ports	RE0022P AFS0022P	RE0154S	
1993-92	V8 7.5L	Midship Steel; w/Aux. Tube; 3 ports	RE0022P AFS0022P	RE0158S	
1993-92	V8 7.5L	Midship Steel; 17 Gal., w/ Aux. Tube, 3 Ports	RE0022P AFS0022P	RE0153S	
1992	V8 7.5L	Midship Steel; 17 Gal.	RE0022P AFS0022P	RE0153S	
1991-90	V8 7.5L	Aft Axle Plastic; 137"; 161" Wheelbase	RE0022P AFS0022P		
1991-90	V8 7.5L	Aft Axle Steel; 117"; 133"; 139"; 155"; 168" Wheelbase	RE0026P AFS0026P	RE0148S	
1991-90	V8 7.5L	Midship; 19 Gal.; 133"; 137"; 155"; 161"; 168" Wheelbase	RE0022P AFS0022P	RE0147S	
1991-90	V8 7.5L	Midship; 17 Gal.; 117"; 133"; 139" Wheelbase	RE0022P AFS0022P	RE0146S	
1989	V8 7.5L	w/17 Gal. Center Tank		RE0060S	
1989	V8 7.5L	w/19 Gal. Center Tank		RE0061S AFS0061S	
1989	V8 7.5L	In-Tank; w/Rear Plastic Tank		RE0098S	
1989	V8 7.5L	In-Tank w/Rear Steel Tank		RE0062S AFS0062S	
1989-88	V8 7.5L	In-Tank; w/Rear Steel Tank		RE0062S AFS0062S	
1989-88	V8 7.5L	w/17 Gal. Center Tank		RE0060S	
1989-88	V8 7.5L	w/19 Gal. Center Tank		RE0061S AFS0061S	
1989-88	V8 7.5L	In-Tank; w/Rear Plastic Tank	RE1003P AFS1003P	RE0098S	RF0004
1989-87	V8 7.5L	Ext. Mntd.	AFS0001P		
1987	V8 7.5L	In-Tank; w/Rear Steel Tank		RE0062S AFS0062S	
1987	V8 7.5L	In-Tank; w/ Center Tank		RE0061S AFS0061S	

AFS = New Fuel Pump/Assembly RE0 = Remanufactured Fuel Pump/Assembly

Year	Engine	Application Description	AFS/RE0 Pump Only Number	AFS/RE0 Assembly Number	Strainer Filter Number
FORD TRUCK (cont.)					
F-350, F-350 PICKUP (cont.)					
1987-83	V8 7.5L	In-Tank	RE1003P AFS1003P		RF0006
1984-83	V8 7.5L	w/ Rear Steel Tank		RE0986S AFS0986S	
F-250 SUPER DUTY					
2007-05	V8 5.4L (5)	Midship Tank; w/ 137", 158", or 172.4" Wheelbase	AFS0975P	RE0923S	
2007-05	V8 5.4L (5)	Midship Tank; w/ 141.8", 156.2", Wheelbase	AFS0975P	RE0924S	
2007-05	V8 5.4L (5)	Aft Axle, w/ 141.8" Wheelbase	AFS0974P	RE0946S AFS0946S	
2004-00	V8 5.4L (L)	w/ Calif. Emissions; Rear Tank		RE0741S AFS0741S	
2004-00	V8 5.4L (L)	w/o Calif. Emissions; Rear Tank	RE0995P AFS0995P	RE0272S AFS0272S	RF0094 RF0098
2004-99	V8 5.4L (L)	w/ Calif. Emissions; w/ 137", 158", 172" W.B.; Center Tank; Exc. Chassis Cab	AFS0973P ⁶	RE0349S AFS0349S	
2004-99	V8 5.4L (L)	w/ Calif. Emissions; w/ 142", 156" W.B.; Center Tank; Exc. Chassis Cab	AFS0973P ⁶	RE0242S AFS0242S	
2004-99	V8 5.4L (L)	w/o Calif. Emissions; w/ 137", 158", 172" W.B.; Center Tank; Exc. Chassis Cab	AFS0973P ⁶	RE0232S AFS0232S	
2004-99	V8 5.4L (L)	w/o Calif. Emissions; w/ 142", 156" W.B.; Center Tank; Exc. Chassis Cab	AFS0973P ⁶	RE0238S AFS0238S	
2004-99	V8 5.4L (L)	w/o Calif. Emissions; Center Tank; Chassis Cab		RE0237S AFS0237S	
2004-99	V8 5.4L (L)	Chassis Cab; Center Tank; w/ Calif Emissions		RE0833S	
1999	V8 5.4L (L)	w/ Calif. Emissions; Rear Tank		RE0241S	
1999	V8 5.4L (L)	w/o Calif. Emissions; Rear Tank		RE0236S AFS0236S	
2007-03	V8 6.0L (P)	Frame Mount	AFS0972P		
2007-03	V8 6.0L	Diesel; Frame Mounted	AFS0972P		
2003-99	V8 7.3L (F)	Frame Mount	AFS0972P		
2003-99	V8 7.3L	Diesel; Frame Mounted	AFS0977P		
2007-05	V10 6.8L (Y)	Midship Tank; w/ 137", 158", or 172.4" Wheelbase	AFS0975P	RE0923S	
2007-05	V10 6.8L (Y)	Midship Tank; w/ 141.8", 156.2", Wheelbase	AFS0975P	RE0924S	
2007-05	V10 6.8L (Y)	Aft Axle, w/ 141.8" Wheelbase	AFS0974P	RE0946S AFS0946S	
2004-00	V10 6.8L (S)	w/ Calif. Emissions; Rear Tank	AFS0974P	RE0741S AFS0741S	
2004-00	V10 6.8L (S)	w/o Calif. Emissions; Rear Tank	RE0995P AFS0995P	RE0272S AFS0272S	RF0094 RF0098
2004-99	V10 6.8L (S)	w/ Calif. Emissions; w/ 137", 158", 172" W.B.; Center Tank; Exc. Chassis Cab	AFS0973P	RE0349S AFS0349S	
2004-99	V10 6.8L (S)	w/ Calif. Emissions; w/ 137", 158", 172" W.B.; Center Tank; Exc. Chassis Cab	AFS0973P	RE0349S AFS0349S	
2004-99	V10 6.8L (S)	w/ Calif. Emissions; w/ 142", 156" W.B.; Center Tank; Exc. Chassis Cab	AFS0973P	RE0242S AFS0242S	
2004-99	V10 6.8L (S)	w/o Calif. Emissions; w/ 137", 158", 172" W.B.; Center Tank; Exc. Chassis Cab	AFS0973P	RE0232S AFS0232S	
2004-99	V10 6.8L (S)	w/o Calif. Emissions; w/ 142", 156" W.B.; Center Tank; Exc. Chassis Cab	AFS0973P	RE0238S AFS0238S	
2004-99	V10 6.8L (S)	w/o Calif. Emissions; Center Tank; Chassis Cab		RE0237S AFS0237S	
2004-99	V10 6.8L (S)	w/ Calif. Emissions; Center Tank; Chassis Cab		RE0833S	
1999	V10 6.8L (S)	w/ Calif. Emissions; Rear Tank		RE0241S	
1999	V10 6.8L (S)	w/o Calif. Emissions; Rear Tank		RE0236S AFS0236S	

⁶ Filter supplied with kit

AFS = New Fuel Pump/Assembly RE0 = Remanufactured Fuel Pump/Assembly

Year	Engine	Application Description	AFS/RE0 Pump Only Number	AFS/RE0 Assembly Number	Strainer Filter Number
FORD TRUCK (cont.)					
F-350 SUPER DUTY					
2007-05	V8 5.4L (5)	Midship Tank; w/ 137", 158", or 172.4" Wheelbase	AFS0975P	RE0923S	
2007-05	V8 5.4L (5)	Midship Tank; w/ 141.8", 156.2", Wheelbase	AFS0975P	RE0924S	
2007-05	V8 5.4L (5)	Aft Axle; w/ 141", 162", 165", 176", 201" Wheelbase	AFS0974P	RE0946S AFS0946S	
2007-05	V8 5.4L (5)	Rear Tank	AFS0974P	RE0946S AFS0946S	
2004-00	V8 5.4L (L)	w/ Calif. Emissions; Rear Tank	RE0995P AFS0974P ⁶	RE0741S AFS0741S	RF0094 RF0098
2004-00	V8 5.4L (L)	w/o Calif. Emissions; Rear Tank	RE0995P AFS0974P/AF ⁶	RE0272S AFS0272S	RF0094 RF0098
2004-99	V8 5.4L (L)	w/ Calif. Emissions; w/ 137", 158", 172" W.B.; Center Tank; Exc. Chassis Cab	AFS0973P	RE0349S AFS0349S	
2004-99	V8 5.4L (L)	w/ Calif. Emissions; w/ 142", 156" W.B.; Center Tank; Exc. Chassis Cab	AFS0973P	RE0242S AFS0242S	
2004-99	V8 5.4L (L)	w/o Calif. Emissions; w/ 137", 158", 172" W.B.; Center Tank; Exc. Chassis Cab	AFS0973P	RE0232S AFS0232S	
2004-99	V8 5.4L (L)	w/o Calif. Emissions; w/ 142", 156" W.B.; Center Tank; Exc. Chassis Cab	AFS0973P	RE0238S AFS0238S	
2004-99	V8 5.4L (L)	w/o Calif. Emissions; Center Tank; Chassis Cab	RE0995P AFS0995P	RE0237S AFS0237S	RF0094 RF0098
2004-99	V8 5.4L (L)	w/ Calif. Emissions; Center Tank; Chassis Cab	RE0995P AFS0995P	RE0833S AFS0833S	RF0094 RF0098
1999	V8 5.4L (L)	w/ Calif. Emissions; Rear Tank		RE0241S	
1999	V8 5.4L (L)	w/o Calif. Emissions; Rear Tank		RE0236S AFS0236S	
2007-03	V8 6.0L (P)	Frame Mount	AFS0972P		
2003-99	V8 7.3L (F)	Frame Mount	AFS0977P		
2007-05	V10 6.8L (Y)	Midship Tank; w/ 137", 158", or 172.4" Wheelbase	AFS0975P ⁶	RE0923S	
2007-05	V10 6.8L (Y)	Midship Tank; w/ 141.8", 156.2", Wheelbase	AFS0975P ⁶	RE0924S	
2007-05	V10 6.8L (Y)	Aft Axle; w/ 141", 162", 165", 176", 201" Wheelbase	AFS0974P	RE0946S AFS0946S	
2007-05	V10 6.8L (Y)	Rear Tank	AFS0974P ⁶	RE0946S AFS0946S	
2004-00	V10 6.8L (S)	w/ Calif. Emissions; Rear Tank	AFS0974P	RE0741S AFS0741S	
2004-00	V10 6.8L (S)	w/o Calif. Emissions; Rear Tank	RE0995P AFS0995P	RE0272S AFS0272S	RF0094 RF0098
2004-99	V10 6.8L (S)	w/ Calif. Emissions; w/ 137", 158", 172" W.B.; Center Tank; Exc. Chassis Cab	AFS0973P	RE0349S AFS0349S	
2004-99	V10 6.8L (S)	w/ Calif. Emissions; w/ 142", 156" W.B.; Center Tank; Exc. Chassis Cab	AFS0973P	RE0242S AFS0242S	
2004-99	V10 6.8L (S)	w/o Calif. Emissions; w/ 137", 158", 172" W.B.; Center Tank; Exc. Chassis Cab	AFS0973P		
2004-99	V10 6.8L (S)	w/o Calif. Emissions; w/ 142", 156" W.B.; Center Tank; Exc. Chassis Cab	AFS0973P		
2004-99	V10 6.8L (S)	w/o Calif. Emissions; Center Tank; Chassis Cab	RE0995P AFS0995P	RE0237S AFS0237S	RF0094 RF0098
2004-99	V10 6.8L (S)	w/ Calif. Emissions; Center Tank; Chassis Cab	RE0995P AFS0995P	RE0833S AFS0833S	RF0094 RF0098
2004-99	V10 6.8L (Y)	w/ Calif. Emissions; w/ 142", 156" W.B.; Center Tank; Exc. Chassis Cab		RE0242S AFS0242S	
2004-99	V10 6.8L (Y)	w/o Calif. Emissions; w/ 142", 156" W.B.; Center Tank; Exc. Chassis Cab		RE0238S AFS0238S	
2004-99	V10 6.8L (Y)	w/o Calif. Emissions; w/ 137", 158", 172" W.B.; Center Tank		RE0232S AFS0232S	
1999	V10 6.8L (S)	w/ Calif. Emissions; Rear Tank		RE0241S	

⁶ Filter supplied with kit

AFS = New Fuel Pump/Assembly RE0 = Remanufactured Fuel Pump/Assembly

Year	Engine	Application Description	AFS/RE0 Pump Only Number	AFS/RE0 Assembly Number	Strainer Filter Number
FORD TRUCK (cont.)					
F-350 SUPER DUTY (cont.)					
1999	V10 6.8L (S)	w/o Calif. Emissions; Rear Tank		RE0236S AFS0236S	
F-450 SUPER DUTY					
2007-03	V8 6.0L (P)	Frame Mount	AFS0972P		
2007-03	V8 6.0L	Diesel; Frame Mounted	AFS0972P		
2003-99	V8 7.3L (F)	Frame Mount	AFS0977P		
2007-05	V10 6.8L (Y)	Aft Axle; w/ 141", 162", 165", 176", 189" 200", 201" Wheelbase	AFS0974P	RE0946S AFS0946S	
2007-05	V10 6.8L (Y)	Rear Tank	AFS0974P ⁶	RE0946S AFS0946S	
2007-05	V10 6.8L (Y)	w/ 141.8", 156.2" WB	AFS0975P ⁶	RE0924S	
2007-05	V10 6.8L (Y)	w/ 137", 158", 172.4" WB	AFS0975P ⁶	RE0923S	
2004-00	V10 6.8L (S)	w/ Calif. Emissions; Rear Tank	AFS0974P ⁶	RE0741S AFS0741S	
2004-00	V10 6.8L (S)	w/o Calif. Emissions; Rear Tank	RE0955P AFS0974P/AF	RE0272S AFS0272S	RF0094 RF0098
2004-99	V10 6.8L (S)	w/o Calif. Emissions; w/ 137", 158", 172" W.B.; Center Tank; Exc. Chassis Cab	AFS0973P ⁶	RE0232S AFS0232S	
2004-99	V10 6.8L (S)	Midship, w/ 142", 156' WB, w/ Calif Emissions, Exc Cab Chassis	AFS0973P ⁶	RE0242S AFS0242S	
2004-99	V10 6.8L (S)	Midship, w/ 142", 156' WB, w/o Calif Emissions, Exc Cab Chassis	AFS0973P ⁶	RE0238S AFS0238S	
2004-99	V10 6.8L (S)	Midship, w/ 137", 158", 172" WB w/ Calif. Emissions, Exc. Chassis Cab	AFS0973P ⁶	RE0349S AFS0349S	
2004-99	V10 6.8L (S)	Chassis Cab; Midship; w/o Calif Emissions	RE0955P AFS0995P	RE0237S AFS0237S	RF0094 RF0098
2004-99	V10 6.8L (S)	Chassis Cab; Midship; w/ Calif Emissions	RE0955P AFS0995P	RE0833S AFS0833S	RF0094 RF0098
1999	V10 6.8L (S)	w/ Calif. Emissions; Rear Tank		RE0241S	
1999	V10 6.8L (S)	w/o Calif. Emissions; Rear Tank		RE0236S AFS0236S	
F-550 SUPER DUTY					
2007-03	V8 6.0L (P)	Frame Mount	AFS0972P		
2003-99	V8 7.3L (F)	Frame Mount	AFS0977P		
2007-05	V10 6.8L (Y)	Aft Axle; w/ 141", 162", 165", 176", 189" 200", 201" Wheelbase	AFS0974P	RE0946S AFS0946S	
2007-05	V10 6.8L (Y)	Rear Tank	AFS0974P ⁶	RE0946S AFS0946S	
2007-05	V10 6.8L (Y)	w/ 141.8", 156.2" WB	AFS0975P ⁶	RE0924S	
2007-05	V10 6.8L (Y)	w/ 137", 158", 172.4" WB	AFS0975P ⁶	RE0923S	
2004-00	V10 6.8L (S)	w/ Calif. Emissions; Rear Tank	AFS0974P ⁶	RE0741S AFS0741S	
2004-00	V10 6.8L (S)	w/o Calif. Emissions; Rear Tank	RE0955P AFS0974P/AF	RE0272S AFS0272S	RF0094 RF0098
2004-99	V10 6.8L (S)	w/o Calif. Emissions; w/ 137", 158", 172" W.B.; Center Tank; Exc. Chassis Cab	AFS0973P ⁶	RE0232S AFS0232S	
2004-99	V10 6.8L (S)	w/o Calif. Emissions; Center Tank; Chassis Cab	RE0955P AFS0995P	RE0237S AFS0237S	RF0094 RF0098
2004-99	V10 6.8L (S)	w/ Calif. Emissions; Center Tank; Chassis Cab	RE0955P AFS0995P	RE0833S AFS0833S	RF0094 RF0098
2004-99	V10 6.8L (S)	Midship, w/ 142", 156' WB, w/ Calif Emissions, Exc Cab Chassis	AFS0973P ⁶	RE0242S AFS0242S	
2004-99	V10 6.8L (S)	Midship, w/ 142", 156' WB, w/o Calif Emissions, Exc Cab Chassis	AFS0973P ⁶	RE0238S AFS0238S	
2004-99	V10 6.8L (S)	Midship, w/ 137", 158", 172" WB w/ Calif. Emissions, Exc. Chassis Cab	AFS0973P ⁶	RE0349S AFS0349S	
1999	V10 6.8L (S)	w/ Calif. Emissions; Rear Tank		RE0241S	

⁶ Filter supplied with kit

AFS = New Fuel Pump/Assembly RE0 = Remanufactured Fuel Pump/Assembly

Year	Engine	Application Description	AFS/RE0 Pump Only Number	AFS/RE0 Assembly Number	Strainer Filter Number
FORD TRUCK (cont.)					
F-550 SUPER DUTY (cont.)					
1999	V10 6.8L (S)	w/o Calif. Emissions; Rear Tank		RE0236S AFS0236S	
F53/F59 STRIPPED CHASSIS					
1997-96	V8 7.5L	Stripped Chassis From 11/27/96 3 ports	RE0984P AFS0984P	RE0184S	
1997-90	V8 7.5L	For Ford Service Replacement spring loaded pump assemblies, Center & Rear Tanks	RE1006P AFS1006P		RF0094 RF0097
1996	V8 7.5L	Stripped Chassis Before 11/27/96 3 ports		RE0172S	
1996	V8 7.5L	Stripped Chassis Before 6/30/96	RE0984P AFS0984P	RE0172S	
1996	V8 7.5L	Stripped Chassis From 6/30/96		RE0184S	
1995-89	V8 7.5L	Stripped Chassis & Commercial w/36 Gal. Tank	RE0984P AFS0984P	RE0172S	
F600					
1976-89		Gas Engines; Top Mounted in Tank	RE0982P AFS0982P		
1996-94	V8 7.0L	Exc. Low Profile	RE0984P AFS0984P	RE0152F	
1996-94	V8 7.0L	Low Profile	RE0984P AFS0984P	RE0151F	
F700					
1976-89		Gas Engines; Top Mounted in Tank	RE0982P AFS0982P		
1998	V8 7.0L	Stripped Chassis & Commercial w/36 Gal. Tank	RE0984P AFS0984P	RE0163F	
1998-95	V8 7.0L	Low Profile	RE0984P AFS0984P	RE0151F	
1998-94	V8 7.0L	Exc. Low Profile	RE0984P AFS0984P	RE0152F	
F800					
1976-89		Gas Engines; Top Mounted in Tank	RE0982P AFS0982P		
1996-94	V8 7.0L	Exc. Low Profile	RE0984P AFS0984P	RE0152F	
1996-94	V8 7.0L	Low Profile	RE0984P AFS0984P	RE0151F	
F900					
1976-89		Gas Engines; Top Mounted in Tank	RE0982P AFS0982P		
1996-95	V8 7.0L	Low Profile	RE0984P AFS0984P	RE0151F	
1996-94	V8 7.0L	Exc. Low Profile	RE0984P AFS0984P	RE0152F	
RANGER					
2006-04	L4 2.3L (D)	118" Wheelbase		RE0873S AFS0873S	
2006-04	L4 2.3L (D)	112" Wheelbase		RE0872S AFS0872S	
2006-04	L4 2.3L (D)	126" Wheelbase		RE0874S AFS0874S	
2003-01	L4 2.3L (D)	112" & 126" Wheelbase		RE0746S AFS0746S	
2003-01	L4 2.3L (D)	118" Wheelbase		RE0747S AFS0747S	

AFS = New Fuel Pump/Assembly RE0 = Remanufactured Fuel Pump/Assembly

Year	Engine	Application Description	AFS/RE0 Pump Only Number	AFS/RE0 Assembly Number	Strainer Filter Number
FORD TRUCK (cont.)					
RANGER (cont.)					
1997-90	L4 2.3L (A)	Exc. Super Cab	RE0980P AFS0980P	RE0038S AFS0038S	RF0019
1997-90	L4 2.3L (A)	Super Cab	RE0979P AFS0979P	RE0064S AFS0064S	RF0019
1989	L4 2.3L (A)			RE0038S AFS0038S	
1988-86	L4 2.3L (A)	Gas Engines; Center Tank; Supercab		RE0052S	
1988-86	L4 2.3L (A)	Gas Engines; Rear Tank		RE0987S AFS0987S	
1988-85	L4 2.3L (A)	In-Tank	RE1004P AFS1004P		RF0002
1988-85	L4 2.3L (A)	Gas Engines; Ext. Mntd.	RE0001P AFS0001P		
1985	L4 2.3L (A)	Gas; Rear Tank		RE0987S AFS0987S	
2001-00	L4 2.5L (C)	118" Wheelbase		RE0342S AFS0342S	
2001-00	L4 2.5L (C)	112" Wheelbase		RE0341S AFS0341S	
2001-00	L4 2.5L (C)	126" Wheelbase		RE0344S AFS0344S	
1999	L4 2.5L (C)	118" Wheelbase		RE0330S AFS0330S	
1999	L4 2.5L (C)	112" Wheelbase		RE0238S AFS0238S	
1999	L4 2.5L (C)	126" Wheelbase		RE0332S AFS0332S	
1998	L4 2.5L (C)	Super Cab		RE0255S AFS0255S	
1998	L4 2.5L (C)	Reg Cab; Extended Range Fuel Tank		RE0254S AFS0254S	
1998	L4 2.5L (C)	Reg. Cab.; Standard Range Fuel Tank		RE0251S AFS0251S	
1992-90	V6 2.9L (T)	Exc. Super Cab	RE0980P AFS0980P	RE0038S AFS0038S	RF0019
1992-90	V6 2.9L (T)	Super Cab	RE0979P AFS0979P	RE0064S AFS0064S	RF0019
1989	V6 2.9L (T)			RE0038S AFS0038S	
1988-86	V6 2.9L (T)	In-Tank	RE1004P AFS1004P		RF0002
1988-86	V6 2.9L (T)	Gas Engines; Ext. Mntd.	RE0001P AFS0001P		
1988-86	V6 2.9L (T)	Gas Engines; Center Tank; Supercab		RE0052S	
1988-86	V6 2.9L (T)	Gas Engines; Rear Tank		RE0987S AFS0987S	
2006-04	V6 3.0L (U)	118" Wheelbase		RE0873S AFS0873S	
2006-04	V6 3.0L (U)	112" Wheelbase		RE0872S AFS0872S	
2006-04	V6 3.0L (U)	126" Wheelbase		RE0874S AFS0874S	
2003-01	V6 3.0L (U)	112" & 126" Wheelbase		RE0746S AFS0746S	
2003-01	V6 3.0L (U)	118" Wheelbase		RE0747S AFS0747S	
2000	V6 3.0L (V)	118" Wheelbase		RE0342S AFS0342S	

AFS = New Fuel Pump/Assembly RE0 = Remanufactured Fuel Pump/Assembly

Year	Engine	Application Description	AFS/RE0 Pump Only Number	AFS/RE0 Assembly Number	Strainer Filter Number
FORD TRUCK (cont.)					
RANGER (cont.)					
2000	V6 3.0L (V)	112" Wheelbase		RE0341S AFS0341S	
2000	V6 3.0L (V)	126" Wheelbase		RE0344S AFS0344S	
1999	V6 3.0L (U)	112" Wheelbase; Gas		RE0328S AFS0328S	
1999	V6 3.0L (U)	118" Wheelbase; Gas		RE0330S AFS0330S	
1999	V6 3.0L (U)	126" Wheelbase; Gas		RE0332S AFS0332S	
1999	V6 3.0L (V)	112" Wheelbase; Flex Fuel		RE0993S AFS0993S	
1999	V6 3.0L (V)	118" Wheelbase; Flex Fuel		RE0323S AFS0323S	
1999	V6 3.0L (V)	126" Wheelbase; Flex Fuel		RE0325S AFS0325S	
1998	V6 3.0L (U)	Super Cab		RE0255S AFS0255S	
1998	V6 3.0L (U)	Reg Cab; Extended Range Fuel Tank		RE0254S AFS0254S	
1998	V6 3.0L (U)	Reg. Cab.; Standard Range Fuel Tank		RE0251S AFS0251S	
1997-91	V6 3.0L (U)	Exc. Super Cab	RE0980P AFS0980P	RE0038S AFS0038S	RF0019
1997-91	V6 3.0L (U)	Super Cab	RE0979P AFS0979P	RE0064S AFS0064S	RF0019
2006-04	V6 4.0L (E)	118" Wheelbase		RE0873S AFS0873S	
2006-04	V6 4.0L (E)	112" Wheelbase		RE0872S AFS0872S	
2006-04	V6 4.0L (E)	126" Wheelbase		RE0874S AFS0874S	
2003-01	V6 4.0L (E)	112" & 126" Wheelbase		RE0746S AFS0746S	
2003-01	V6 4.0L (E)	118" Wheelbase		RE0747S AFS0747S	
2000	V6 4.0L (X)	118" Wheelbase		RE0342S AFS0342S	
2000	V6 4.0L (X)	112" Wheelbase		RE0341S AFS0341S	
2000	V6 4.0L (X)	126" Wheelbase		RE0344S AFS0344S	
1999	V6 4.0L (X)	118" Wheelbase		RE0330S AFS0330S	
1999	V6 4.0L (X)	112" Wheelbase		RE0328S AFS0328S	
1999	V6 4.0L (X)	126" Wheelbase		RE0332S AFS0332S	
1998	V6 4.0L (X)	Super Cab		RE0255S AFS0255S	
1998	V6 4.0L (X)	Reg Cab; Extended Range Fuel Tank		RE0254S AFS0254S	
1998	V6 4.0L (X)	Reg. Cab.; Standard Range Fuel Tank		RE0251S AFS0251S	
1997-90	V6 4.0L (X)	Exc. Super Cab	RE0980P AFS0980P	RE0038S AFS0038S	RF0019
1997-90	V6 4.0L (X)	Super Cab	RE0979P AFS0979P	RE0064S AFS0064S	RF0019

AFS = New Fuel Pump/Assembly RE0 = Remanufactured Fuel Pump/Assembly

Year	Engine	Application Description	AFS/RE0 Pump Only Number	AFS/RE0 Assembly Number	Strainer Filter Number
FORD TRUCK (cont.)					
WINDSTAR					
2000-99	V6 3.0L (U)		AFS0753P	RE0279S AFS0279S	RF0094 RF0097/RF00
1998	V6 3.0L (U)		RE1006P AFS1006P	RE0200S AFS0200S	RF0094 RF0097/RF00
1997	V6 3.0L (U)	USA; Canada Built; To 12/6/96	AFS0017P	RE0072F AFS0072F	RF0040 RF0098
1997	V6 3.0L (U)	From 12/6/96	RE1006P AFS1006P	RE0200S AFS0200S	RF0094 RF0097/RF00
1997	V6 3.0L (U)	Mexico Built; To 12/6/96	RE0029P AFS0029P		RF0096
1996-95	V6 3.0L (U)	USA; Canada Built	AFS0017P	RE0072F AFS0072F	RF0040
1996-95	V6 3.0L (U)	Mexico Built	RE0029P AFS0029P		RF0096
2003-01	V6 3.8L (4)		RE0753P AFS0753P	RE0366S AFS0366S	RF0094 RF0098
2000-99	V6 3.8L (4)		AFS0753P	RE0279S AFS0279S	RF0094 RF0098
1998	V6 3.8L (4)		RE1006P AFS1006P	RE0200S AFS0200S	RF0094 RF0097/RF00
1997	V6 3.8L (4)	USA; Canada Built; To 12/6/96	AFS0017P	RE0072F AFS0072F	RF0040
1997	V6 3.8L (4)	Mexico Built	RE0029P AFS0029P		RF0096
1997	V6 3.8L (4)	From 12/6/96	RE1006P AFS1006P	RE0200S AFS0200S	RF0094 RF0097
1996-95	V6 3.8L (4)	USA; Canada Built	AFS0017P	RE0072F AFS0072F	RF0040
1996-95	V6 3.8L (4)	Mexico Built	RE0029P AFS0029P		RF0096
GEO - SEE CHEVROLET					
GEO TRUCK - SEE CHEVROLET / GEO TRUCK					
GMC TRUCK					
ACADIA					
2008-07	V6 3.6L (7)			RE1020S AFS1020S	
C1500 PICKUP					
1998-97	V6 4.3L (W)	w/ Module Codes GDJ, GFK, GAV		RE0523S AFS0523S	
1996	V6 4.3L (W)	w/ Driver Side Mount	RE0209P AFS0209P	AFS0844S	RF0004
1995-88	V6 4.3L (Z)	w/ Driver Side Mount	RE0220P AFS0220P	RE0779S AFS0779S	RF0004
1999	V8 5.0L (M)	w/ Module Codes GDJ, GFK		RE0523S AFS0523S	
1998	V8 5.0L (M)	w/ Module Codes GAV, GAL, GAP		RE0523S AFS0523S	
1997-96	V8 5.0L (M)	w/ Driver Side Mount	RE0209P AFS0209P	AFS0844S	RF0004
1995-88	V8 5.0L (H)	w/ Driver Side Mount	RE0220P AFS0220P	RE0779S AFS0779S	RF0004

AFS = New Fuel Pump/Assembly RE0 = Remanufactured Fuel Pump/Assembly

Year	Engine	Application Description	AFS/RE0 Pump Only Number	AFS/RE0 Assembly Number	Strainer Filter Number
GMC TRUCK (cont.)					
C1500 PICKUP (cont.)					
1999	V8 5.7L (R)	w/ Module Codes GDJ, GFK		RE0523S AFS0523S	
1999-98	V8 5.7L (R)	w/ Module Codes GAV, GAL, GAP		RE0523S AFS0523S	
1997-96	V8 5.7L (R)	w/ Driver Side Mount	RE0209P AFS0209P	AFS0844S	RF0004
1995-88	V8 5.7L (K)	w/ Driver Side Mount	RE0220P AFS0220P	RE0779S AFS0779S	RF0004
1993-88	V8 6.2L (C)	Diesel	AFS0201P		
1997-94	V8 6.5L (F:S)	Turbo Diesel; Frame Mounted	AFS0384P		
1994	V8 6.5L (P)	Diesel; Frame Mounted	AFS0384P		
C2500 PICKUP					
1998	V8 5.0L (M)	w/ Module Codes GAV, GAL, GAP		RE0523S AFS0523S	
1997-96	V8 5.0L (M)	w/ Driver Side Mount	RE0209P AFS0209P	AFS0844S	RF0004
2000-98	V8 5.7L (R)	w/ Module Codes GAV, GAL, GAP		RE0523S AFS0523S	
2000-98	V8 5.7L (R)	w/ Module Codes GDJ, GFK		RE0523S AFS0523S	
2000-98	V8 5.7L (R)	w/ Module Code GFT		RE0442S AFS0442S	
1999	V8 5.7L (R)	w/ Module Code GDX		RE0480S AFS0480S	
1997-96	V8 5.7L (R)	w/ Driver Side Mount	RE0209P AFS0209P	AFS0844S	RF0004
1995-88	V8 5.7L (K)	w/ Driver Side Mount	RE0220P AFS0220P	RE0779S AFS0779S	RF0004
1993-88	V8 6.2L (C;J)	Diesel	AFS0201P		
2000-99	V8 6.5L (F)	Diesel; Frame Mounted	AFS0407P		
1998-94	V8 6.5L (F:S)	Turbo Frame Mounted	AFS0384P		
1994	V8 6.5L (P)	Diesel; Frame Mounted	AFS0384P		
2000-98	V8 7.4L (J)	w/ Module Codes GAV, GAL, GAP		RE0523S AFS0523S	
2000-98	V8 7.4L (J)	w/ Module Codes GDJ, GFK		RE0523S AFS0523S	
2000-98	V8 7.4L (J)	w/ Module Code GFT		RE0442S AFS0442S	
1999-98	V8 7.4L (J)	w/ Module Code GDX		RE0480S AFS0480S	
1997-96	V8 7.4L (J)	w/ Driver Side Mount	RE0209P AFS0209P	AFS0844S	RF0002
1995-94	V8 7.4L (N)	w/ Module Codes VCD; VRY; VPNI; VRZ	AFS0204P	AFS0845S	
1995-94	V8 7.4L (N)	w/o High Temp Fuel Sender	AFS0204P	AFS0845S	RF0004
1995-94	V8 7.4L (N)	w/ High Temp Fuel Sender	AFS0204P	AFS0845S	RF0002
1995-91	V8 7.4L (N)	w/ Driver Side Mount	RE0220P AFS0220P	RE0779S AFS0779S	RF0002
CABALLERO					
1987-85	V6 4.3L (Z)		RE0220P AFS0220P		RF0001
C3500 PICKUP					
2000-99	V8 5.7L (R)	Frame Mounted: w/ Aux. Rear Tank	AFS0407P		
2000-98	V8 5.7L (R)	w/ Module Codes GAV, GAL, GAP		RE0523S AFS0523S	
2000-98	V8 5.7L (R)	w/ Module Codes GDJ, GFK		RE0523S AFS0523S	
2000-98	V8 5.7L (R)	w/ Module Code GFS		RE0440S	

AFS = New Fuel Pump/Assembly RE0 = Remanufactured Fuel Pump/Assembly

Year	Engine	Application Description	AFS/RE0 Pump Only Number	AFS/RE0 Assembly Number	Strainer Filter Number
GMC TRUCK (cont.)					
C3500 PICKUP (cont.)					
2000-98	V8 5.7L (R)	w/ Module Code GFP		RE0439S AFS0439S	
2000-98	V8 5.7L (R)	w/ Module Code GFT		RE0442S AFS0442S	
2000-98	V8 5.7L (R)	w/ Module Code GFR		RE0440S	
1999-98	V8 5.7L (R)	w/ Module Code GDX		RE0480S AFS0480S	
1997-96	V8 5.7L	w/ Driver Side Mount	RE0209P AFS0209P	AFS0844S	RF0002
1995-91	V8 5.7L (K)	Rear Mount; Cab Chassis; w/ 31 Gal. Tank	RE0220P AFS0220P	AFS0791S	RF0002
1995-88	V8 5.7L (K)	w/ Driver Side Mount; Exc. Cab Chassis	RE0220P AFS0220P	RE0779S AFS0779S	RF0004
1993-88	V8 6.2L (J)	Diesel	AFS0201P		
2002-01	V8 6.5L (F)	Frame Mounted; w/ Aux. Rear Tank	AFS0407P		
2000-99	V8 6.5L (F)	Turbo Diesel; Frame Mounted	AFS0407P		
1998-94	V8 6.5L (F:S)	Turbo Diesel; Frame Mounted	AFS0384P		
1993-92	V8 6.5L (F)	Diesel	AFS0201P		
2000-99	V8 7.4L (J)	Frame Mounted; w/ Aux. Rear Tank	AFS0407P		
2000-98	V8 7.4L (J)	w/ Module Codes GAV, GAL, GAP		RE0523S AFS0523S	
2000-98	V8 7.4L (J)	w/ Module Codes GDJ, GFK		RE0523S AFS0523S	
2000-98	V8 7.4L (J)	w/ Module Code GFS		RE0440S	
2000-98	V8 7.4L (J)	w/ Module Code GFP		RE0439S AFS0439S	
2000-98	V8 7.4L (J)	w/ Module Code GFT		RE0442S AFS0442S	
2000-98	V8 7.4L (J)	w/ Module Code GFR		RE0440S	
1999-98	V8 7.4L (J)	w/ Module Code GDX		RE0480S AFS0480S	
1997-96	V8 7.4L (J)	w/ Driver Side Mount; Exc. Cab Chassis	RE0209P AFS0209P	AFS0844S	RF0002
1995-94	V8 7.4L (N)	w/ Module Codes VCD; VRY; VPN; VRZ	AFS0204P	AFS0845S	RF0002
1995-94	V8 7.4L (N)	w/o High Temp Fuel Sender	AFS0204P	AFS0845S	RF0004
1995-94	V8 7.4L (N)	w/ High Temp Fuel Sender	AFS0204P	AFS0845S	RF0002
1995-88	V8 7.4L (N)	w/ Driver Side Mount; Exc. Cab Chassis	RE0220P AFS0220P	RE0779S AFS0779S	RF0002
1993-91	V8 7.4L (N)	Rear Mount; Cab Chassis; w/ 31 Gal. Tank	RE0220P AFS0220P	AFS0791S	RF0002
2002-01	V8 8.1L (G)	Frame Mounted; w/ Aux. Rear Tank	AFS0407P		
2002-01	V8 8.1L (G)	w/o Rear Auxiliary Tank; w/ Module Code GFS		RE0440S	
2002-01	V8 8.1L (G)	w/o Rear Auxiliary Tank; w/ Module Code GFP		RE0439S AFS0439S	
CANYON					
2006	L4 2.8L (8)			AFS0966S	
2005-04	L4 2.8L (8)			RE0852S AFS0852S	
2008-07	L4 2.9L (9)			AFS0966S	
2006	L5 3.5L (6)			AFS0966S	
2005-04	L5 3.5L (6)			RE0852S AFS0852S	
2008-07	L5 3.7L (E)			AFS0966S	

AFS = New Fuel Pump/Assembly RE0 = Remanufactured Fuel Pump/Assembly

Year	Engine	Application Description	AFS/RE0 Pump Only Number	AFS/RE0 Assembly Number	Strainer Filter Number
GMC TRUCK (cont.)					
ENVOY					
2009-08	L6 4.2L			RE1022S AFS1022S	
2007	L6 4.2L (S)			RE0910S AFS0910S	
2006-05	L6 4.2L (S)	SLE, SLT (Standard Model)		RE0910S AFS0910S	
2004-02	L6 4.2L (S)			RE0893S AFS0893S	
2006-05	L6 4.2L (S)	XL, XUV (Extended Model)		RE0911S AFS0911S	
2009-08	V8 5.3L			RE1022S AFS1022S	
2007	V8 5.3L (M)			RE0910S AFS0910S	
2006-05	V8 5.3L (M)	Envoy Denali		RE0910S AFS0910S	
2006-05	V8 5.3L (M)	XL, XUV w/ 129" Wheel Base		RE0911S AFS0911S	
2004-03	V8 5.3L (P)			RE0893S AFS0893S	
G SERIES VANS					
1996	V6 4.3L (Z)	G3500	RE0208P AFS0208P		RF0004
1996	V6 4.3L (Z)		RE0220P AFS0220P	AFS0797S	
1995-87	V6 4.3L (Z)	G1500; G2500; G3500	RE0220P AFS0220P	AFS0797S	RF0004
1995-87	V8 5.0L (H)	G1500; G2500	RE0220P AFS0220P	AFS0797S	RF0004
1996	V8 5.7L (R)	G3500 Pass.& Cargo/Panel Vans; w/ 31 Gal. Tank		RE0525S AFS0525S	
1996	V8 5.7L (R)	G30; Commercial & RV Cutaway; w/ 35 Gal. Tank		RE0524S	
1995-87	V8 5.7L (K)	G2500; G3500	RE0220P AFS0220P	AFS0797S	RF0004
1993-87	V8 5.7L (K)	G1500	RE0220P AFS0220P	AFS0797S	RF0004
1988	V8 6.2L (C:J)	G2500; G3500 w/ Diesel, In-Line Electric	AFS0201P		
1996	V8 6.5L (Y)	G3500; Diesel; Frame Mounted	AFS0384P		
1996	V8 7.4L (J)	G30; Commercial & RV Cutaway; w/ 35 Gal. Tank		RE0524S	
1996	V8 7.4L (J)	G30; Commercial & RV Cutaway; w/ 55 Gal. Tank		RE0526S	
1996-94	V8 7.4L (N)	G3500	RE0204P AFS0204P		RF0004
1993-88	V8 7.4L (N)	G3500	RE0220P AFS0220P	AFS0797S	RF0004
JIMMY (Full Size)					
1987	V8 5.0L (H)	w/ 31 Gal. Tank		AFS0793S	
1987	V8 5.0L (H)	In Auxiliary Tank		AFS0785S	
1987	V8 5.0L (H)	On Dual Tank Applications 1 Pump Required Per Tank	RE0220P AFS0220P		RF0001
1991-88	V8 5.7L (K)	All Exc. 31 Gallon Tank	RE0220P AFS0220P		RF0001
1991-87	V8 5.7L (K)	w/ 31 Gal. Tank		AFS0793S	
1987	V8 5.7L (K)	In Auxiliary Tank		AFS0785S	

AFS = New Fuel Pump/Assembly RE0 = Remanufactured Fuel Pump/Assembly

Year	Engine	Application Description	AFS/RE0 Pump Only Number	AFS/RE0 Assembly Number	Strainer Filter Number
GMC TRUCK (cont.)					
JIMMY (Full Size) (cont.)					
1987	V8 5.7L (K)	On Dual Tank Applications 1 Pump Required Per Tank	RE0220P AFS0220P		RF0002
K1500 PICKUP					
1998	V6 4.3L (W)	w/ Module Codes GAV, GAL, GAP		RE0523S AFS0523S	
1998-97	V6 4.3L (W)	w/Module Codes GAV; GDJ; GFK		RE0523S AFS0523S	
1996	V6 4.3L (W)	w/ Driver Side Mount	RE0209P AFS0209P	AFS0844S	RF0004
1995-88	V6 4.3L (Z)	w/ Driver Side Mount	RE0220P AFS0220P	RE0779S AFS0779S	RF0002
1999	V8 5.0L (M)	w/ Module Codes GAV, GAL, GAP		RE0523S AFS0523S	
1999	V8 5.0L (M)	w/ Module Codes GDJ, GFK		RE0523S AFS0523S	
1997-96	V8 5.0L (M)	w/ Driver Side Mount	RE0209P AFS0209P	AFS0844S	RF0004
1995-88	V8 5.0L (H)	w/ Driver Side Mount	RE0220P AFS0220P	RE0779S AFS0779S	RF0002
1999	V8 5.7L (R)	w/ Module Codes GAV, GAL, GAP		RE0523S AFS0523S	
1999-98	V8 5.7L (R)	w/ Module Codes GDJ, GFK		RE0523S AFS0523S	
1997-96	V8 5.7L (R)	w/ Driver Side Mount	RE0209P AFS0209P	AFS0844S	RF0004
1995-88	V8 5.7L (K)	w/ Driver Side Mount	RE0220P AFS0220P	RE0779S AFS0779S	RF0002
1993-88	V8 6.2L (C)	Diesel	AFS0201P		
1998-94	V8 6.5L (F;S)	Diesel: Frame Mounted	AFS0384P		
1994	V8 6.5L (P)	Diesel: Frame Mounted	AFS0384P		
K2500 PICKUP					
1995-88	V6 4.3L (Z)	w/ Driver Side Mount	RE0220P AFS0220P	RE0779S AFS0779S	RF0002
1998	V8 5.0L (M)	w/ Module Codes GAV, GAL, GAP		RE0523S AFS0523S	
1997-96	V8 5.0L (M)	w/ Driver Side Mount	RE0209P AFS0209P	AFS0844S	RF0004
1995-88	V8 5.0L (H)	w/ Driver Side Mount	RE0220P AFS0220P	RE0779S AFS0779S	RF0002
2000-98	V8 5.7L (R)	w/ Module Codes GDJ, GFK		RE0523S AFS0523S	
2000-98	V8 5.7L (R)	w/ Module Code GFT		RE0442S AFS0442S	
1999-98	V8 5.7L (R)	w/ Module Code GDJ		RE0480S AFS0480S	
1997-96	V8 5.7L (R)	w/ Driver Side Mount	RE0209P AFS0209P	AFS0844S	RF0004
1995-88	V8 5.7L (K)	w/ Driver Side Mount	RE0220P AFS0220P	AFS0779S	RF0002
1995-88	V8 5.7L (K)		RE0220P AFS0220P	RE0779S AFS0779S	RF0002
1993-88	V8 6.2L (C;J)	Diesel	AFS0201P		
1998-94	V8 6.5L (F;S)	Diesel: Frame Mounted	AFS0384P		
1994	V8 6.5L (P)	Diesel: Frame Mounted	AFS0384P		
1993-92	V8 6.5L (F)	Diesel	AFS0201P		
2000-98	V8 5.7L (R)	w/ Module Codes GAV, GAL, GAP		RE0523S AFS0523S	

AFS = New Fuel Pump/Assembly REO = Remanufactured Fuel Pump/Assembly

Year	Engine	Application Description	AFS/REO Pump Only Number	AFS/REO Assembly Number	Strainer Filter Number
GMC TRUCK (cont.)					
K2500 PICKUP (cont.)					
2000-98	V8 7.4L (J)	w/ Module Codes GDJ, GFK		RE0523S AFS0523S	
2000-98	V8 7.4L (J)	w/o Calif. Emissions; w/ Module Code GFT		RE0442S AFS0442S	
2000-98	V8 7.4L (J)	w/ Calif. Emissions; w/ Module Codes GAV, GAL, GAP		RE0523S AFS0523S	
1999-98	V8 7.4L (J)	w/ Module Code GDX		RE0480S AFS0480S	
1997-96	V8 7.4L (J)	w/ Driver Side Mount	RE0209P AFS0209P	AFS0844S	RF0004
1995-94	V8 7.4L (N)	w/ Module Codes VCD; VRY; VPN; VRZ	RE0204P AFS0204P	AFS0845S	
1995-94	V8 7.4L (N)	w/o High Temp Fuel Sender	RE0204P AFS0204P	AFS0845S	
1995-94	V8 7.4L (N)	w/ High Temp Fuel Sender	RE0204P AFS0204P	AFS0845S	
1995-91	V8 7.4L (N)	w/ Driver Side Mount	RE0220P AFS0220P	RE0779S AFS0779S	RF0001
K3500 PICKUP					
2000-99	V8 5.7L (R)	Frame Mounted; w/ Aux. Rear Tank	AFS0407P		
2000-98	V8 5.7L (R)	w/ Module Codes GAV, GAL, GAP		RE0523S AFS0523S	
2000-98	V8 5.7L (R)	w/ Module Codes GDJ, GFK		RE0523S AFS0523S	
2000-98	V8 5.7L (R)	w/o Calif. Emissions; w/ Module Code GFP		RE0439S AFS0439S	
2000-98	V8 5.7L (R)	w/o Calif. Emissions; w/ Module Code GFT		RE0442S AFS0442S	
2000-98	V8 5.7L (R)	w/ Module Code GFS		RE0440S	
2000-98	V8 5.7L (R)	w/ Calif. Emissions; w/ Module Code GFR		RE0440S	
1999-98	V8 5.7L (R)	w/ Module Code GDX		RE0480S AFS0480S	
1997-96	V8 5.7L (R)	w/ Driver Side Mount; Exc. Cab Chassis	RE0209P AFS0209P	AFS0844S	RF0004
1996-91	V8 5.7L (K)	Rear Mount; Cab Chassis; w/ 31 Gal. Tank	RE0220P AFS0220P	AFS0791S	RF0002
1995-88	V8 5.7L (K)	w/ Driver Side Mount; Exc. Cab Chassis	RE0220P AFS0220P	RE0779S AFS0779S	RF0004
1993-88	V8 6.2L (J)	Diesel	AFS0201P		
1998-94	V8 6.5L (F)	Diesel; Frame Mounted	AFS0384P		
1993-92	V8 6.5L (F)	Diesel	AFS0201P		
2000-99	V8 7.4L (J)	Frame Mounted; w/ Aux. Rear Tank	AFS0407P		
2000-98	V8 7.4L (J)	w/ Module Codes GDJ, GFK		RE0523S AFS0523S	
2000-98	V8 7.4L (J)	w/o Calif. Emissions; w/ Module Code GFP		RE0440S AFS0440S	
2000-98	V8 7.4L (J)	w/o Calif. Emissions; w/ Module Code GFT		RE0442S AFS0442S	
2000-98	V8 7.4L (J)	w/ Calif. Emissions; w/ Module Codes GAV, GAL, GAP		RE0523S AFS0523S	
2000-98	V8 7.4L (J)	w/ Module Code GFP		RE0439S AFS0439S	
1999-98	V8 7.4L (J)	w/ Module Code GDX		RE0480S AFS0480S	
1999-95	V8 7.4L (N)	w/ H.D. Chassis Cab	RE0204P AFS0204P		RF0001
1998	V8 7.4L (J)	w/ Module Code GFS		RE0440S	

AFS = New Fuel Pump/Assembly RE0 = Remanufactured Fuel Pump/Assembly

Year	Engine	Application Description	AFS/RE0 Pump Only Number	AFS/RE0 Assembly Number	Strainer Filter Number
GMC TRUCK (cont.)					
K3500 PICKUP (cont.)					
1997-96	V8 7.4L (J)	w/ Driver Side Mount; Exc. Cab Chassis	RE0209P AFS0209P	AFS0844S	RF0004
1995-94	V8 7.4L (N)	w/ Module Codes VCD; VRY; VPN; VRZ	RE0204P AFS0204P	AFS0845S	
1995-94	V8 7.4L (N)	w/o High Temp Fuel Sender	RE0204P AFS0204P	AFS0845S	
1995-94	V8 7.4L (N)	w/ High Temp Fuel Sender	RE0204P AFS0204P	AFS0845S	
1995-88	V8 7.4L (N)	w/ Driver Side Mount; Exc. Cab Chassis	RE0220P AFS0220P	RE0779S AFS0779S	RF0004
1993-91	V8 7.4L (N)	Rear Mount; Cab Chassis; w/ 31 Gal. Tank	RE0220P AFS0220P	AFS0791S	RF0001
P SERIES VAN					
1999-98	V6 4.3L (W)			RE0452S AFS0452S	
1997-96	V6 4.3L (W)		RE0209P AFS0209P		RF0001
1995-90	V6 4.3L (Z)		RE0208P AFS0208P		RF0001
1999-98	V8 5.7L (R)	w/o Calif. Emission System; Exc. School Bus		RE0452S AFS0452S	
1999-98	V8 5.7L (R)	School Bus		RE0453S	
1999-98	V8 5.7L (R)	w/ Calif. Emissions; Exc. School Bus		RE0447S	
1997-96	V8 5.7L (R)	Exc. School Bus	RE0209P AFS0209P		RF0001
1996	V8 5.7L (K)		RE0208P AFS0208P		RF0001
1995-92	V8 5.7L (K;7)		RE0208P AFS0208P		RF0001
1991-87	V8 5.7L (K)		RE0208P AFS0208P		RF0001
1989-88	V8 5.7L (K)	P2; 3 Series	RE0208P AFS0208P		RF0001
1988	V8 6.2L (C;J)	Diesel; In-Line Electric	AFS0201P		
1999	V8 6.5L (F)	Diesel; Frame Mounted	AFS0407P		
1999	V8 6.5L (Y)	Diesel	AFS0407P		
1998	V8 6.5L (Y)	Diesel; Frame Mounted	AFS0384P		
1998-94	V8 6.5L (F)	Diesel; w/Frame Mounted Electric Pump	AFS0384P		
1995	V8 6.5L (F;Y)	Diesel; Frame Mounted	AFS0407P		
1999-98	V8 7.4L (B)			RE0485S	
1999-98	V8 7.4L (J)	w/o 80 Gal. Tank		RE0452S AFS0452S	
1999-98	V8 7.4L (J)	w/ 80 Gal. Tank		RE0469S	
1997-96	V8 7.4L (J)		RE0209P AFS0209P		RF0001
1997-94	V8 7.4L (N)		RE0204P AFS0204P		RF0001
1993-90	V8 7.4L (N)		RE0208P AFS0208P		RF0001
1988-87	V8 7.4L (W)	P3 Motor Home	RE0208P AFS0208P		RF0002
R SERIES PICKUP					
1987	V6 4.3L (Z)	w/ F.I. Driver Side Mnt	RE0220P AFS0220P	AFS0784S	RF0001
1987	V6 4.3L (Z)	w/ F.I. Passenger Side Mnt	RE0220P AFS0220P	AFS0785S	RF0001

AFS = New Fuel Pump/Assembly RE0 = Remanufactured Fuel Pump/Assembly

Year	Engine	Application Description	AFS/RE0 Pump Only Number	AFS/RE0 Assembly Number	Strainer Filter Number
GMC TRUCK (cont.)					
R SERIES PICKUP (cont.)					
1987	V8 5.0L (H)	w/ F.I. Driver Side Mnt	RE0220P AFS0220P	AFS0784S	RF0001
1987	V8 5.0L (H)	w/ F.I. Passenger Side Mnt	RE0220P AFS0220P	AFS0784S	RF0001
1991-87	V8 5.7L (K)	w/ F.I. Passenger Side Mnt	RE0220P AFS0220P		RF0001
1991-87	V8 5.7L (K)	w/ F.I. Driver Side Mnt	RE0220P AFS0220P	AFS0784S	RF0001
1988	V8 6.2L (C;J)	Diesel, In-Line Electric	AFS0201P		
1991-87	V8 7.4L (N)	w/ F.I. Driver Side Mnt	RE0220P AFS0220P	AFS0784S	RF0001
1991-87	V8 7.4L (N)	w/ F.I. Passenger Side Mnt	RE0220P AFS0220P	AFS0785S	RF0001
S-15 JIMMY					
1988-85	L4 2.5L (E)	w/ 13 Gal. Tank	RE0220P AFS0220P	AFS0783S	RF0004
1988-85	L4 2.5L (E)	w/ 20 Gal. Tank	RE0220P AFS0220P	AFS0781S	RF0004
1989-86	V6 2.8L (R)	w/ 13 Gal. Tank	RE0220P AFS0220P	AFS0783S	RF0004
1989-86	V6 2.8L (R)	w/ 20 Gal. Tank	RE0220P AFS0220P	AFS0781S	RF0004
2001-99	V6 4.3L (W)	4 Dr.; w/ Module Code TCH		RE0481S AFS0481S	
2001-98	V6 4.3L (W)	2 Dr.; w/ Module Code SGK		RE0438S AFS0438S	
1998	V6 4.3L (W)	4 Dr.; w/o 18 Gal. Tank; w/ Steel Tank		RE0545S AFS0545S	
1998	V6 4.3L (W)	4 Dr.; w/ 18 Gal. Tank; w/ Plastic Tank		RE0481S AFS0481S	
1997	V6 4.3L (W)	2 Dr.		RE0438S AFS0438S	
1997	V6 4.3L (W)	4 Dr.		RE0545S AFS0545S	
1996	V6 4.3L (W)	2 Dr.		RE0244S AFS0244S	
1996	V6 4.3L (W)	4 Dr.		RE0240S AFS0240S	
1995	V6 4.3L (W)		RE0209P AFS0209P		RF0004
1994-92	V6 4.3L (W)	20 Gallon Tank	RE0209P AFS0209P	AFS0780S	RF0004
1994-92	V6 4.3L (Z)	20 Gal. Tank w/ Harness Codes SFT, SET, SEY	RE0220P AFS0220P	AFS0846S	RF0004
1991-88	V6 4.3L (Z)	w/ 20 Gal. Tank	RE0220P AFS0220P	AFS0781S	RF0004
S-15 SONOMA / S-15 PICKUP					
2003	L4 2.2L (5;H)			RE0813S	
2002-00	L4 2.2L (5)	Flex Fuel		RE0813S	
2000-97	L4 2.2L (4)			RE0429S AFS0429S	
1996	L4 2.2L (4)			RE0239S AFS0239S	
1995-94	L4 2.2L (4)	20 Gal. Tank w/ Harness Code SEN, SEZ, VPW, VPX	RE0206P AFS0206P	AFS0786S	RF0004
1993-92	L4 2.5L (A)	13 Gal. Tank	RE0220P AFS0220P	AFS0790S	RF0002

AFS = New Fuel Pump/Assembly RE0 = Remanufactured Fuel Pump/Assembly

Year	Engine	Application Description	AFS/RE0 Pump Only Number	AFS/RE0 Assembly Number	Strainer Filter Number
GMC TRUCK (cont.)					
S-15 SONOMA / S-15 PICKUP (cont.)					
1993-92	L4 2.5L (A)	20 Gal. Tank w/ Harness Codes SFA, SES, VPV	RE0220P AFS0220P	AFS0788S	RF0002
1991-88	L4 2.5L (A;E)	13 Gal. Tank	RE0220P AFS0220P	AFS0788S	RF0002
1991-88	L4 2.5L (A;E)	20 Gal. Tank	RE0220P AFS0220P	AFS0787S	RF0002
1987	L4 2.5L (E)	20 Gal. Tank	RE0220P AFS0220P	AFS0787S	RF0004
1986-85	L4 2.5L (E)	13 Gal. Tank	RE0220P AFS0220P		RF0003
1986-85	L4 2.5L (E)	20 Gal. Tank	RE0220P AFS0220P		RF0003
1993-92	V6 2.8L (R)	20 Gal. Tank, w/Harness Codes SFA, SES, VPV	RE0220P AFS0220P	AFS0788S	RF0002
1993-92	V6 2.8L (R)	13 Gal. Tank	RE0220P AFS0220P	AFS0790S	RF0002
1991-87	V6 2.8L (R)	13 Gal. Tank	RE0220P AFS0220P	AFS0788S	RF0002
1991-87	V6 2.8L (R)	20 Gal. Tank	RE0220P AFS0220P	AFS0787S	RF0002
1986-85	V6 2.8L (R)	13 Gal. Tank	RE0220P AFS0220P		RF0003
1986-85	V6 2.8L (R)	20 Gal. Tank	RE0220P AFS0220P		RF0003
2004-03	V6 4.3L (X)	Crew Cab		AFS0855S	
2003	V6 4.3L (X)	Extended Cab, 4WD		RE0824S AFS0824S	
2003	V6 4.3L (X)	Reg. and Extended Cab, 2WD		RE0824S AFS0824S	
2002	V6 4.3L (W)	Extended Cab		RE0824S AFS0824S	
2002	V6 4.3L (W)	Regular Cab, Short Bed		RE0824S AFS0824S	
2002	V6 4.3L (W)	Crew Cab, 4WD, Code SGH		RE0437S AFS0437S	
2002	V6 4.3L (W)	Regular Cab, Long Bed, Code SGH		RE0437S AFS0437S	
2001-00	V6 4.3L (W)	w/Module Code SGH		RE0437S AFS0437S	
1999-97	V6 4.3L (W;X)			RE0437S AFS0437S	
1996	V6 4.3L (W;X)			RE0527S AFS0527S	
1995-92	V6 4.3L (W)	20 Gal. Tank w/ Harness Codes SEN, SES, VPW, VPX	RE0209P AFS0209P	AFS0786S	RF0004
1995-92	V6 4.3L (Z)	20 Gal. Tank w/ Harness Codes SFA, SES, VPV	RE0220P AFS0220P	AFS0788S	RF0002
1993-92	V6 4.3L (W)	13 Gal. Tank	RE0209P AFS0209P		RF0004
1991-88	V6 4.3L (Z)	22 Gal. Tank; Quad Cab	RE0220P AFS0220P	AFS0787S	RF0002
1991-88	V6 4.3L (Z)	13 Gal. Tank	RE0220P AFS0220P	AFS0788S	RF0002
S-15 SYCLONE					
1991	V6 4.3L (Z)		RE0209P AFS0209P		RF0004

AFS = New Fuel Pump/Assembly RE0 = Remanufactured Fuel Pump/Assembly

Year	Engine	Application Description	AFS/RE0 Pump Only Number	AFS/RE0 Assembly Number	Strainer Filter Number
GMC TRUCK (cont.)					
S-15 TYPHOON					
1993-92	V6 4.3L (Z)		RE0209P AFS0209P	AFS0846S	RF0004
SAFARI VAN					
1990-87	L4 2.5L (E)		RE0220P AFS0220P	AFS0801S	RF0004
1986-85	L4 2.5L (E)		RE0220P AFS0220P		RF0002
2005-02	V6 4.3L (X)			RE0755S AFS0755S	
2001-00	V6 4.3L (W)			RE0755S AFS0755S	
1999-97	V6 4.3L (W)			RE0530S AFS0530S	
1996-92	V6 4.3L (W)		RE0209P AFS0209P	AFS0798S	RF0004
1994-87	V6 4.3L (Z)		RE0220P AFS0220P	AFS0801S	RF0004
1991-90	V6 4.3L (B)		RE0220P AFS0220P	AFS0801S	RF0004
1986	V6 4.3L (Z)		RE0220P AFS0220P		RF0002
SAVANA 1500					
2008-05	V6 4.3L (X)	w/ LH Side Door		RE0913S	
2008-05	V6 4.3L (X)	w/o LH Side Door		RE0912S	
2004-03	V6 4.3L (X)			RE0890S AFS0890S	
2002-01	V6 4.3L (W)	w/ 35 Gal. Tank; w/o Pressure Switch		RE0823S AFS0823S	
2002-98	V6 4.3L (W)	w/ Pressure Sensor; w/ Module Code VAY		RE0454S AFS0454S	
2002-98	V6 4.3L (W)	w/o Fitting For Take Off Fuel Line; w/o Pressure Sensor; w/ Module Code VAZ		RE0449S AFS0449S	
2001-98	V6 4.3L (W)	w/ Fuel Fitting for Aux. Power Unit, w/o Pressure Switch		RE0825S AFS0825S	
1997	V6 4.3L (W)	w/o Pressure Sensor		RE0499S	
1996	V6 4.3L (W)	w/ 31 Gal. Tank		RE0525S AFS0525S	
2002-98	V8 5.0L (M)	Pass. & Cargo/Panel Vans; w/ Pressure Sensor; w/ Module Code VAY		RE0454S AFS0454S	
2002-98	V8 5.0L (M)	Pass & Cargo/Panel Vans; w/o Fitting For Take Off Fuel Line; w/o Pressure Sensor; w/ Module Code VAZ		RE0449S AFS0449S	
1997	V8 5.0L (M)	Pass & Cargo/Panel Vans; w/o Pressure Sensor		RE0449S AFS0449S	
1996	V8 5.0L (M)	Pass.& Cargo/Panel Vans; w/ 31 Gal. Tank		RE0525S AFS0525S	
2007	V8 5.3L (Z)	w/ Flex Fuel		RE0938S	
2007-04	V8 5.3L (T)	w/ LH Side Door		RE0913S	
2007-04	V8 5.3L (T)	w/o LH Side Door		RE0912S	
2003	V8 5.3L (T)			RE0890S AFS0890S	
2002-01	V8 5.7L (R)	w/ 35 Gal. Tank; w/o Pressure Switch		RE0823S AFS0823S	
2002-98	V8 5.7L (R)	Pass. & Cargo/Panel Vans; w/ Pressure Sensor; w/ Module Code VAY		RE0454S AFS0454S	

AFS = New Fuel Pump/Assembly RE0 = Remanufactured Fuel Pump/Assembly

Year	Engine	Application Description	AFS/RE0 Pump Only Number	AFS/RE0 Assembly Number	Strainer Filter Number
GMC TRUCK (cont.)					
SAVANA 1500 (cont.)					
2002-98	V8 5.7L (R)	Pass. & Cargo/Panel Vans; w/o Pressure Sensor; w/o Fitting For Take Off Fuel Line; w/ Module Code VAZ		RE0449S AFS0449S	
1997	V8 5.7L (R)	Pass & Cargo/Panel Vans; w/o Pressure Sensor		RE0449S AFS0449S	
1996	V8 5.7L (R)	Pass.& Cargo/Panel Vans; w/ 31 Gal. Tank; w/ Module Code VAJ		RE0525S AFS0525S	
SAVANA 2500					
2005	V6 4.3L (X)	w/ LH Side Door		RE0913S	
2005	V6 4.3L (X)	w/o LH Side Door		RE0912S	
2004-03	V6 4.3L (X)			RE0890S AFS0890S	
2002-01	V6 4.3L (W)	w/ 35 Gal. Tank; w/o Pressure Switch		RE0823S AFS0823S	
2002-98	V6 4.3L (W)	w/o Calif. Emissions; w/o Fitting For Take Off Fuel Line; w/o Pressure Sensor; w/ Module Code VAZ		RE0449S AFS0449S	
2002-98	V6 4.3L (W)	w/ Pressure Sensor; w/ Module Code VAY		RE0454S AFS0454S	
2002-98	V6 4.3L (W)	w/ Fuel Fitting for Aux. Power Units; w/o Pressure Switch; w/ Fitting for Take-Off Fuel Line		RE0825S AFS0825S	
1997	V6 4.3L (W)	w/o Pressure Sensor		RE0499S	
1996	V6 4.3L (W)	w/ 31 Gal. Tank		RE0525S AFS0525S	
2008-04	V8 4.8L (V)	w/ LH Side Door		RE0913S	
2008-04	V8 4.8L (V)	w/o LH Side Door		RE0912S	
2003	V8 4.8L (V)			RE0890S AFS0890S	
2002-00	V8 5.0L (M)	Cargo Savana; w/o Pressure Switch; w/ Fitting for Take-Off Fuel Line		RE0825S AFS0825S	
2002-98	V8 5.0L (M)	w/ Fuel Fitting for Aux. Power Unit, w/o Pressure Switch		RE0825S AFS0825S	
2002-98	V8 5.0L (M)	Pass. & Cargo/Panel Vans; w/ Calif. Emissions; w/ Pressure Sensor; w/ Module Code VAY		RE0454S AFS0454S	
2002-98	V8 5.0L (M)	Pass & Cargo/Panel Vans; w/o Fitting For Take Off Fuel Line; w/o Pressure Sensor; w/ Module Code VAZ		RE0449S AFS0449S	
1997	V8 5.0L (M)	Pass & Cargo/Panel Vans; w/o Pressure Sensor		RE0449S AFS0449S	
1996	V8 5.0L (M)	Pass.& Cargo/Panel Vans; w/ 31 Gal. Tank		RE0525S AFS0525S	
2005-04	V8 5.3L (T)	w/ LH Side Door		RE0913S	
2005-04	V8 5.3L (T)	w/o LH Side Door		RE0912S	
2003	V8 5.3L (T)			RE0890S AFS0890S	
2002-01	V8 5.7L (R)	w/ 35 Gal. Tank; w/o Pressure Switch		RE0823S AFS0823S	
2002-01	V8 5.7L (R)	w/ Calif. Emissions, w/ Fitting For Take Off Fuel Line; w/ Pressure Switch		RE0826S AFS0826S	
2002-98	V8 5.7L (R)	Pass. & Cargo/Panel Vans; w/o Pressure Sensor; w/ Leaded Fuel Export Emission System; w/o Fitting For Take Off Fuel Line; w/ Module Code VAZ		RE0449S AFS0449S	
2002-98	V8 5.7L (R)	Cargo-Van; w/ Fuel Fitting for Take Off Fuel Line		RE0825S AFS0825S	

AFS = New Fuel Pump/Assembly RE0 = Remanufactured Fuel Pump/Assembly

Year	Engine	Application Description	AFS/RE0 Pump Only Number	AFS/RE0 Assembly Number	Strainer Filter Number
GMC TRUCK (cont.)					
SAVANA 2500 (cont.)					
2002-98	V8 5.7L (R)	Pass & Cargo/Panel Vans; w/ Pressure Sensor; w/o Fuel Fitting for Auxiliary Units; w/ Module Code VAY		RE0454S AFS0454S	
1997	V8 5.7L (R)	Pass & Cargo/Panel Vans; w/o Pressure Sensor		RE0449S AFS0449S	
1996	V8 5.7L (R)	Pass.& Cargo/Panel Vans; w/ 31 Gal. Tank; w/ Module Code VAJ		RE0525S AFS0525S	
2008	V8 6.0L (K)	w/ LH Side Door		RE0913S	
2008	V8 6.0L (K)	w/o LH Side Door		RE0912S	
2007-04	V8 6.0L (U)	w/ LH Side Door		RE0913S	
2007-04	V8 6.0L (U)	w/o LH Side Door		RE0912S	
2003	V8 6.0L (U)			RE0890S AFS0890S	
2002-01	V8 6.5L (F)	Diesel, w/ Calif. Emissions, w/ Fitting For Take Off Fuel Line; w/ Pressure Switch		RE0826S AFS0826S	
2002-99	V8 6.5L (F)	Diesel; Frame Mounted	AFS0407P		
1998-96	V8 6.5L (F)	Diesel; Frame Mounted	AFS0384P		
SAVANA 3500					
2008-04	V8 4.8L (V)	w/ LH Side Door		RE0913S	
2008-04	V8 4.8L (V)	w/o LH Side Door		RE0912S	
2002-01	V8 5.7L (R)	w/ 35 Gal. Tank; w/o Pressure Switch		RE0823S AFS0823S	
2002-01	V8 5.7L (R)	Cutaway Van; w/ 35 Gal. Tank; w/ Pressure Switch		RE0885S AFS0885S	
2002-01	V8 5.7L (R)	Bi-Fuel; w/ Fitting For Take Off Fuel Line; w/ Pressure Switch		RE0826S AFS0826S	
2002-98	V8 5.7L (R)	Pass & Cargo/Panel Vans; w/ Module Code VAY		RE0454S AFS0454S	
2002-98	V8 5.7L (R)	Commercial & RV Cutaway; w/ 55 Gal. Tank; w/ Module Code GFH		RE0454S AFS0454S	
2002-98	V8 5.7L (R)	Pass. & Cargo/Panel Vans; w/ Module Code VAZ		RE0449S AFS0449S	
2002-98	V8 5.7L (R)	Commercial & RV Cutaway; w/ 55 Gal. Tank; w/ Module Code GFJ		RE0449S AFS0449S	
2002-98	V8 5.7L (R)	w/ Fuel Fitting for Auxiliary Power Unit		RE0825S AFS0825S	
2002-98	V8 5.7L (R)	Commercial & RV Cutaway; w/ 55 Gal. Tank, Code VBX, w/o Pressure Switch		RE0449S AFS0449S	
2000-98	V8 5.7L (R)	Commercial & RV Cutaway; w/35 Gal. Tank; w/ Module Codes GFG, GFZ		RE0484S AFS0484S	
2000-98	V8 5.7L (R)	Commercial & RV Cutaway; w/ 35 Gal. Tank; w/ Module Code GFY		RE0393S AFS0393S	
1997	V8 5.7L (R)	Commercial & RV Cutaway; w/ 55 Gal. Tank		RE0449S AFS0449S	
1997	V8 5.7L (R)	Commercial & RV Cutaway; w/ 35 Gal. Tank		RE0483S AFS0483S	
1997	V8 5.7L (R)	Pass. & Cargo/Panel Vans; w/ Module Code VAZ		RE0449S AFS0449S	
1996	V8 5.7L (R)	Pass.& Cargo/Panel Vans; w/ 31 Gal. Tank; w/ Module Code VAJ		RE0525S AFS0525S	
2008-04	V8 6.0L (U)	w/ LH Side Door		RE0913S	
2008-04	V8 6.0L (U)	w/o LH Side Door		RE0912S	
2003	V8 6.0L (U)	w/ 55 Gal. Tank; w/ Pressure Switch		RE0888S AFS0888S	
2003	V8 6.0L (U)	w/ 55 Gal. Tank; w/o Pressure Switch		RE0890S AFS0890S	
2002-01	V8 6.5L (F)	Diesel, w/ Calif. Emissions, w/ Fitting For Take Off Fuel Line; w/ Pressure Switch		RE0826S AFS0826S	

AFS = New Fuel Pump/Assembly RE0 = Remanufactured Fuel Pump/Assembly

Year	Engine	Application Description	AFS/RE0 Pump Only Number	AFS/RE0 Assembly Number	Strainer Filter Number
GMC TRUCK (cont.)					
SAVANA 3500 (cont.)					
2002-99	V8 6.5L (F)	Diesel; Frame Mounted	AFS0407P		
1998-96	V8 6.5L (F)	Diesel; Frame Mounted	AFS0384P		
2000-98	V8 7.4L (J)	w/ Fuel Fitting for Aux. Power Unit, w/o Pressure Switch		RE0825S	
2000-98	V8 7.4L (J)	Cargo-Van; w/ Fuel Fitting for Take Off Fuel Line		RE0825S	
2000-98	V8 7.4L (J)	Pass & Cargo/Panel Vans; w/ Module Code VAY		RE0454S AFS0454S	
2000-98	V8 7.4L (J)	Commercial & RV Cutaway; w/ 55 Gal. Tank; w/ Module Code GFJ		RE0449S AFS0449S	
2000-98	V8 7.4L (J)	Commercial & RV Cutaway; w/35 Gal. Tank; w/ Module Codes GFG, GFZ		RE0484S AFS0484S	
2000-98	V8 7.4L (J)	Commercial & RV Cutaway; w/ 55 Gal. Tank, w/ Module Codes GFH		RE0454S AFS0454S	
2000-98	V8 7.4L (J)	Commercial & RV Cutaway; w/ 35 Gal. Tank; w/ Module Code GFY		RE0393S AFS0393S	
2000-98	V8 7.4L (J)	Commercial & RV Cutaway; w/ 55 Gal. Tank, Code VBX, w/o Pressure Switch		RE0449S AFS0449S	
2000-96	V8 7.4L (J)	Pass. & Cargo/Panel Vans; w/ Module Code VAZ		RE0449S AFS0449S	
1997	V8 7.4L (J)	Pass & Cargo/Panel Vans; w/o Pressure Sensor		RE0449S AFS0449S	
1997	V8 7.4L (J)	Commercial & RV Cutaway; w/ 55 Gal. Tank		RE0449S AFS0449S	
1997	V8 7.4L (J)	Commercial & RV Cutaway; w/ 35 Gal. Tank		RE0483S AFS0483S	
1996	V8 7.4L (J)	Pass.& Cargo/Panel Vans; w/ 31 Gal. Tank		RE0525S AFS0525S	
1996	V8 7.4L (J)	Commercial & RV Cutaway; w/ 55 Gal. Tank		RE0526S AFS0526S	
1996	V8 7.4L (J)	Commercial & RV Cutaway; w/ 35 Gal. Tank		RE0524S	
2002-01	V8 8.1L (G)	w/ 35 Gal Tank		RE0823S AFS0823S	
2002-01	V8 8.1L (G)	w/ Fuel Fitting for Aux. Power Unit, w/o Pressure Switch		RE0825S	
2002-01	V8 8.1L (G)	Cargo-Van; w/ Fuel Fitting for Take Off Fuel Line		RE0825S AFS0825S	
2002-01	V8 8.1L (G)	w/ Fuel Fitting for Aux. Power Unit, w/ Pressure Switch		RE0826S	
2002-01	V8 8.1L (G)	w/ Fitting For Take Off Fuel Line		RE0826S AFS0826S	
2002-01	V8 8.1L (G)	Pass & Cargo/Panel Vans; w/ Module Code VAY		RE0454S AFS0454S	
2002-01	V8 8.1L (G)	Commercial & RV Cutaway; w/ 55 Gal. Tank; w/ Module Code GFH		RE0454S AFS0454S	
2002-01	V8 8.1L (G)	Pass. & Cargo/Panel Vans; w/ Module Code VAZ		RE0449S AFS0449S	
2002-01	V8 8.1L (G)	Commercial & RV Cutaway; w/ 55 Gal. Tank; w/ Module Code GFJ		RE0449S AFS0449S	
2002-01	V8 8.1L (G)	Cutaway Van; w/ 35 Gal. Tank		RE0885S AFS0885S	
2001	V8 8.1L (G)	Commercial & RV Cutaway; w/ Calif. Emissions; w/ 55 Gal. Tank		RE0454S AFS0454S	
2001	V8 8.1L (G)	Commercial & RV Cutaway; w/ Calif. Emissions; w/ 35 Gal. Tank		RE0454S AFS0454S	

AFS = New Fuel Pump/Assembly RE0 = Remanufactured Fuel Pump/Assembly

Year	Engine	Application Description	AFS/RE0 Pump Only Number	AFS/RE0 Assembly Number	Strainer Filter Number
GMC TRUCK (cont.)					
SIERRA 1500, SIERRA 1500 HD					
2008-07	V6 4.3L	WT, Exc. Classic WT, Std., Cab, 97.6" Bed		RE1021S AFS1021S	
2007-05	V6 4.3L (X)	Short Box; w/ Pressure Switch		RE0881S AFS0881S	
2007-05	V6 4.3L (X)	Long Box; w/ Pressure Switch		RE0882S	
2004-99	V6 4.3L (W;X)	Code TCU w/o Pressure Switch		RE0389S AFS0389S	
2004-99	V6 4.3L (W;X)	Code TCF w/ Pressure Switch		RE0550S AFS0550S	
2007-04	V8 4.8L (C;V)	w/ Extended & Crew Cab; w/ 5' 8" Box; SL, SLE		RE0933S	
2007-04	V8 4.8L (V)	Short Box; w/ Pressure Switch		RE0881S AFS0881S	
2007-04	V8 4.8L (V)	Long Box; w/ Pressure Switch		RE0882S	
2003-99	V8 4.8L (V)	Code TCU w/o Pressure Switch		RE0389S AFS0389S	
2003-99	V8 4.8L (V)	Code TCF w/ Pressure Switch		RE0550S AFS0550S	
2007-05	V8 5.3L (Z)	Flex Fuel		RE0937S AFS0937S	
2007-04	V8 5.3L (T)	w/ Extended & Crew Cab; w/ 5' 8" Box; SL, SLE		RE0933S	
2007-04	V8 5.3L (T;B)	Short Box; w/ Pressure Switch		RE0881S AFS0881S	
2007-04	V8 5.3L (T;B)	Long Box; w/ Pressure Switch		RE0882S	
2004-02	V8 5.3L (Z)	Flex Fuel		RE0875S AFS0875S	
2003-99	V8 5.3L (T)	Code TCU w/o Pressure Switch		RE0389S AFS0389S	
2003-99	V8 5.3L (T)	Code TCF w/ Pressure Switch		RE0550S AFS0550S	
2007-04	V8 6.0L (U)	Short Box; w/ Pressure Switch; Exc. Cab Chassis		RE0881S AFS0881S	
2007-04	V8 6.0L (U)	Short Box; w/o Pressure Switch; Exc. Cab Chassis		RE0883S	
2007-04	V8 6.0L (U)	Long Box; w/ Pressure Switch; Exc. Cab Chassis		RE0882S	
2007-04	V8 6.0L (U)	Long Box; w/o Pressure Switch; Exc. Cab Chassis		RE0884S	
2003-01	V8 6.0L (U)	Code TCU w/o Pressure Switch		RE0389S AFS0389S	
2003-01	V8 6.0L (U)	Code TCF w/ Pressure Switch		RE0550S AFS0550S	
SIERRA 2500, SIERRA 2500 HD					
2008-07	V8 6.0L	STL, Exc. Classic SLT., Crew Cab, 97.6" Bed		RE1021S AFS1021S	
2008-07	V8 6.0L	SLE, WT, Exc. Classic SLE, WT, Sdt. Ext Crew Cab, 97.6" Bed		RE1021S AFS1021S	
2003-99	V8 5.3L (T)	Code TCF w/ Pressure Switch		RE0550S AFS0550S	
2000-99	V8 5.3L (T)	Code TCU w/o Pressure Switch		RE0389S AFS0389S	
2007-04	V8 6.0L (U)	Short Box; w/ Pressure Switch; Exc. Cab Chassis		RE0881S AFS0881S	
2007-04	V8 6.0L (U)	Short Box; w/o Pressure Switch; Exc. Cab Chassis		RE0883S AFS0883S	
2007-04	V8 6.0L (U)	Long Box; w/ Pressure Switch; Exc. Cab Chassis		RE0882S	
2007-04	V8 6.0L (U)	Long Box; w/o Pressure Switch; Exc. Cab Chassis		RE0884S	

AFS = New Fuel Pump/Assembly RE0 = Remanufactured Fuel Pump/Assembly

Year	Engine	Application Description	AFS/RE0 Pump Only Number	AFS/RE0 Assembly Number	Strainer Filter Number
GMC TRUCK (cont.)					
SIERRA 2500, SIERRA 2500 HD (cont.)					
2003-99	V8 6.0L (U)	Code TCU w/o Pressure Switch		RE0389S AFS0389S	
2003-99	V8 6.0L (U)	Code TCF w/ Pressure Switch		RE0550S AFS0550S	
2008-07	V8 6.6L	Diesel, Frame Mount	RE0397P AFS0397P		
2007-04	V8 8.1L (G)	Short Box; w/ Pressure Switch; Exc. Cab Chassis		RE0881S AFS0881S	
2007-04	V8 8.1L (G)	Short Box; w/o Pressure Switch; Exc. Cab Chassis		RE0883S AFS0883S	
2007-04	V8 8.1L (G)	Long Box; w/ Pressure Switch; Exc. Cab Chassis		RE0882S	
2007-04	V8 8.1L (G)	Long Box; w/o Pressure Switch; Exc. Cab Chassis		RE0884S	
2003-01	V8 8.1L (G)	Code TCU w/o Pressure Switch		RE0389S AFS0389S	
2003-01	V8 8.1L (G)	Code TCF w/ Pressure Switch		RE0550S AFS0550S	
SIERRA 3500, SIERRA 3500 HD, SIERRA DENALI					
2008-07	V8 6.0L	Cab & Chassis, 133", 157.5", 167" WB Primary Tank		RE1021S AFS1021S	
2008-07	V8 6.0L	HD, Std., Ext., Crew Cab, 97.6" Bed		RE1021S AFS1021S	
2007-04	V8 6.0L (U)	Short Box; w/ Pressure Switch; Exc. Cab Chassis		RE0881S AFS0881S	
2007-04	V8 6.0L (U)	Short Box; w/o Pressure Switch; Exc. Cab Chassis		RE0883S AFS0883S	
2007-04	V8 6.0L (U)	Long Box; w/ Pressure Switch; Exc. Cab Chassis		RE0882S	
2007-04	V8 6.0L (U)	Long Box; w/o Pressure Switch; Exc. Cab Chassis		RE0884S	
2007-04	V8 6.0L (U)	Cab/Chassis, Primary Tank, w/ Evap Emissions		AFS0964S	
2007-04	V8 6.0L (U)	Cab/Chassis, Primary Tank, w/o Evap Emissions		AFS0965S	
2003-01	V8 6.0L (U)	Code TCU w/o Pressure Switch		RE0389S AFS0389S	
2003-01	V8 6.0L (U)	Code TCF w/ Pressure Switch		RE0550S AFS0550S	
2003-01	V8 6.0L (U)	Chassis Cab and Extended Cab; w/ Pressure Switch; Code TCJ		RE0892S AFS0892S	
2003-01	V8 6.0L (U)	Chassis Cab & Extended Cab, w/o Pressure Switch		RE1011S AFS1011S	
2008-07	V8 6.6L	Diesel, Frame Mount	RE0397P AFS0397P		
2007-05	V8 6.6L (2)	Chassis Cab, Duramax Diesel, Frame Mount	RE0397P AFS0397P		
2004-01	V8 6.6L (1;2)	Chassis Cab, Duramax Diesel, Frame Mount, w/ Auxiliary Tank	RE0397P AFS0397P		
2007-04	V8 8.1L (G)	Short Box; w/ Pressure Switch; Exc. Cab Chassis		RE0881S AFS0881S	
2007-04	V8 8.1L (G)	Short Box; w/o Pressure Switch; Exc. Cab Chassis		RE0883S AFS0883S	
2007-04	V8 8.1L (G)	Long Box; w/ Pressure Switch; Exc. Cab Chassis		RE0882S	
2007-04	V8 8.1L (G)	Long Box; w/o Pressure Switch; Exc. Cab Chassis		RE0884S	
2007-04	V8 8.1L (G)	Cab/Chassis, Primary Tank, w/ Evap Emissions		AFS0964S	

AFS = New Fuel Pump/Assembly REO = Remanufactured Fuel Pump/Assembly

Year	Engine	Application Description	AFS/REO Pump Only Number	AFS/REO Assembly Number	Strainer Filter Number
GMC TRUCK (cont.)					
SIERRA 3500, SIERRA 3500 HD, SIERRA DENALI (cont.)					
2007-04	V8 8.1L (G)	Cab/Chassis, Primary Tank, w/o Evap Emissions		AFS0965S	
2003-01	V8 8.1L	Chassis Cab & Extended Cab, w/o Pressure Switch		RE1011S AFS1011S	
2003-01	V8 8.1L (G)	Code TCU w/o Pressure Switch		RE0389S AFS0389S	
2003-01	V8 8.1L (G)	Code TCF w/ Pressure Switch		RE0550S AFS0550S	
2003-01	V8 8.1L (G)	Chassis Cab and Extended Cab; w/ Pressure Switch; Code TCJ		RE0892S AFS0892S	
SUBURBAN - GMC					
1987	V8 5.0L (H)	R1500; w/ Dual Tank Applications (1 Pump Required per Tank)	RE0220P AFS0220P		RF0001
1987	V8 5.0L (H)	R1500; in Auxiliary Tank		AFS0785S	
1987	V8 5.0L (H)	R1500; w/ 31 Gallon Tank		AFS0793S	RF0002
1991-90	V8 5.7L (K)	R1500/2500; V1500/2500	RE0220P AFS0220P		RF0001
1991-90	V8 5.7L (K)	R1500/2500; V1500/2500; w/ 31 Gallon Tank		AFS0793S	
1989-87	V8 5.7L (K)	R1500/2500; V1500/2500; w/ 31 Gallon Tank	RE0220P AFS0220P	AFS0793S	RF0002
1999-98	V8 5.7L (R)	C2500; K2500; w/ Calif. Emissions; w/ Module Code GFN		RE0451S AFS0451S	
1999-98	V8 5.7L (R)	C2500; K2500; w/o Calif. Emissions; w/ Module Code GFM		RE0482S AFS0482S	
1999-98	V8 5.7L (R)	C1500; K1500; w/ Module Code GFN		RE0451S AFS0451S	
1997-96	V8 5.7L (R)	C1500/2500; K1500/2500	RE0209P AFS0209P		RF0001
1995-92	V8 5.7L (K)	C1500/2500; K1500/2500	RE0220P AFS0220P		RF0002
1989-88	V8 5.7L (K)	R1500/2500; V1500/2500; w/ Harness Tag Codes VEE, VEV		AFS0784S	
1987	V8 5.7L (K)	R1500; w/ Dual Tank Applications (1 Pump Required per Tank)	RE0220P AFS0220P		RF0001
1987	V8 5.7L (K)	R1500/2500; V1500/2500; in Auxiliary Tank		AFS0785S	
1999-94	V8 6.5L (F)	C1500; C2500; K1500; K2500; Turbo Diesel; Frame Mounted	AFS0384P		
1999-98	V8 7.4L (J)	C2500; K2500; w/ Calif. Emissions; w/ Module Code GFN		RE0451S AFS0451S	
1999-98	V8 7.4L (J)	C2500; K2500; w/o Calif. Emissions; w/ Module Code GFM		RE0482S AFS0482S	
1997-96	V8 7.4L (J)	C2500, K2500	RE0209P AFS0209P		RF0001
1995-94	V8 7.4L (N)	C2500, K2500	RE0204P AFS0204P		RF0002
1993-92	V8 7.4L (N)	C2500, K2500	RE0220P AFS0220P		RF0002
1991-90	V8 7.4L (N)	R2500	RE0220P AFS0220P	AFS0794S	RF0001
1989-88	V8 7.4L (N)	R2500	RE0220P AFS0220P		RF0001
1989-88	V8 7.4L (N)	R2500; w/ Harness Tag Codes VEE, VEV		AFS0784S	
1989-88	V8 7.4L (N)	R2500; w/ 31 Gallon Tank		AFS0793S	
1987	V8 7.4L (N)	R2500; w/ 31 Gallon Tank		AFS0793S	RF0002
1987	V8 7.4L (N)	R2500; in Auxiliary Tank		AFS0785S	RF0001
1987	V8 7.4L (N)	R2500; w/ Dual Tank Applications (1 Pump Required Per Tank)	RE0220P AFS0220P		RF0001

AFS = New Fuel Pump/Assembly RE0 = Remanufactured Fuel Pump/Assembly

Year	Engine	Application Description	AFS/RE0 Pump Only Number	AFS/RE0 Assembly Number	Strainer Filter Number
GMC TRUCK (cont.)					
V SERIES PICKUP					
1987	V6 4.3L (Z)	w/ F.I. Driver Side Mnt	RE0220P AFS0220P	AFS0784S	RF0001
1987	V6 4.3L (Z)	w/ F.I. Passenger Side Mnt	RE0220P AFS0220P	AFS0785S	RF0001
1987	V8 5.0L (H)	w/ F.I. Driver Side Mnt	RE0220P AFS0220P	AFS0784S	RF0001
1987	V8 5.0L (H)	w/ F.I. Passenger Side Mnt	RE0220P AFS0220P	AFS0784S	RF0001
1991-87	V8 5.7L (K)	w/ F.I. Driver Side Mnt	RE0220P AFS0220P	AFS0784S	RF0001
1991-87	V8 5.7L (K)	w/ F.I. Passenger Side Mnt	RE0220P AFS0220P	AFS0785S	RF0001
1989-88	V8 5.7L (K)		RE0220P AFS0220P		RF0001
1988	V8 6.2L (C;J)	Diesel; V3 Series; In-Line Electric	AFS0201P		
1991-87	V8 7.4L (N)	w/ F.I. Driver Side Mnt	RE0220P AFS0220P	AFS0784S	RF0001
1991-87	V8 7.4L (N)	w/ F.I. Passenger Side Mnt	RE0220P AFS0220P	AFS0785S	RF0001
YUKON, YUKON DENALI, YUKON DENALI XL					
2007-04	V8 4.8L (C;V)			RE0956S AFS0956S	
2003-00	V8 4.8L (C;V)	Code TDB		RE0390S AFS0390S	
2007	V8 5.3L (J)	w/ Cylinder Deactivation		RE0956S AFS0956S	
2006-04	V8 5.3L (T)			RE0956S AFS0956S	
2004-02	V8 5.3L (Z)	Flex Fuel		RE0868S AFS0868S	
2003-00	V8 5.3L (T)	Code TDB		RE0390S AFS0390S	
2000	V8 5.3L (T)	w/ Towing Pkg.; Code TDC		RE0391S AFS0391S	
1999-98	V8 5.7L (R)	4 Dr.; Code GFV		RE0402S AFS0402S	
1999-98	V8 5.7L (R)	4 Dr.; Code GFU		RE0455S AFS0455S	
1997-96	V8 5.7L (R)	2 Dr.	RE0209P AFS0209P		RF0002
1997-96	V8 5.7L (R)	4 Dr.; Code TCB, TCP		RE0247S AFS0247S	
1995	V8 5.7L (K)	w/ Harness codes TCA, TCE	AFS1023P	RE0245S AFS0245S	RF0003 RF0010
1994-92	V8 5.7L (K)	Code VCF, VRX	RE0220P AFS0220P	AFS0795S	RF0002
2006-04	V8 6.0L (U)			RE0956S AFS0956S	
2003-01	V8 6.0L (U)	Code TDB		RE0390S AFS0390S	
2007	V8 6.2L (8)			RE0956S AFS0956S	
1997-94	V8 6.5L (S)	Diesel; Frame Mounted	AFS0384P		

AFS = New Fuel Pump/Assembly RE0 = Remanufactured Fuel Pump/Assembly

Year	Engine	Application Description	AFS/RE0 Pump Only Number	AFS/RE0 Assembly Number	Strainer Filter Number
GMC TRUCK (cont.)					
YUKON XL 1500					
2007	V8 5.3L (J)			RE0957S AFS0957S	
2006-04	V8 5.3L (T)			RE0957S AFS0957S	
2004-02	V8 5.3L (Z)	Flex Fuel		RE0880S AFS0880S	
2003-02	V8 5.3L (T)			RE0853S AFS0853S	
2001-00	V8 5.3L (T)	Code TDC		RE0391S AFS0391S	
2007	V8 6.0L (Y)			RE0957S AFS0957S	
2007	V8 6.2L (8)			RE0957S AFS0957S	
YUKON XL 2500					
2007-04	V8 6.0L (U)	Rear Tank		RE1010S AFS1010S	
2007-04	V8 6.0L (U)	Front Tank		AFS0961S	
2003-02	V8 6.0L (U)			RE0853S AFS0853S	
2003-02	V8 6.0L (U)	Rear Tank; w/o Calif. Emissions		AFS0865S	
2003-02	V8 6.0L (U)	Front Tank		RE0854S AFS0854S	
2003-02	V8 6.0L (U)	Rear Tank; w/California Emissions		RE1008S AFS1008S	
2001-00	V8 6.0L (U)	Rear Tank; w/o Calif. Emissions		RE0395S	
2001-00	V8 6.0L (U)	Front Tank; Code TDA		RE0392S AFS0392S	
2001-00	V8 6.0L (U)	Rear Tank; w/California Emissions		RE0394S AFS0394S	
2006-04	V8 8.1L (G)	Rear Tank		RE1010S AFS1010S	
2006-04	V8 8.1L (G)	Front Tank		AFS0961S	
2003-02	V8 8.1L (G)	Rear Tank; w/o Calif. Emissions		AFS0865S	
2003-02	V8 8.1L (G)	Front Tank		RE0854S AFS0854S	
2003-02	V8 8.1L (G)	Rear Tank; w/California Emissions		RE1008S AFS1008S	
2001	V8 8.1L (G)	Front Tank; Code TDA		RE0392S AFS0392S	
2001	V8 8.1L (G)	Rear Tank; Code TDF, w/o Pressure Switch		RE0395S	
2001	V8 8.1L (G)	Rear Tank; Code TDD, w/Pressure Switch		RE0394S AFS0394S	
HONDA					
S2000					
2003-00	L4 2.0L		RE0894P AFS0894P		RF0090
2005-04	L4 2.2L		RE0894P AFS0894P		RF0090
ACCORD					
1985	L4 1.8L	w/ M.F.I.	AFS0318P		
1989-86	L4 2.0L	Carb.	AFS1072P	RE0405F	RF0005
1989-86	L4 2.0L	w/ M.F.I.	RE0327P AFS0327P	RE1066F AFS1066F	RF0027
1997	L4 2.2L	SE 4 Dr., F22B2 Engine, w/o Calif. Emissions	RE0427P AFS0427P	AFS0711F	RF0081

AFS = New Fuel Pump/Assembly RE0 = Remanufactured Fuel Pump/Assembly

Year	Engine	Application Description	AFS/RE0 Pump Only Number	AFS/RE0 Assembly Number	Strainer Filter Number
HONDA (cont.)					
ACCORD (cont.)					
1997	L4 2.2L	SE 2 Dr., F22B2 Engine	RE0427P AFS0427P	AFS0711F	RF0081
1997	L4 2.2L	SE 4 Dr., F22B2 Engine, w/ Calif. Emissions	RE0427P AFS0427P	AFS0709F	RF0081
1997	L4 2.2L	LX 4 Dr., F22B2 Eng., w/o ABS, w/o Calif. Emissions, USA Built	RE0427P AFS0427P	AFS0711F	RF0081
1997	L4 2.2L	LX 4 Dr., F22B2 Engine, w/ ABS, USA Built	RE0427P AFS0427P	AFS0711F	RF0081
1997	L4 2.2L	LX 4 Dr., F22B2 Engine, Japan Built	RE0427P AFS0427P	AFS0707F	RF0081
1997	L4 2.2L	DX 4 Dr., F22B2 Engine	RE0427P AFS0427P	AFS0711F	RF0081
1997-96	L4 2.2L	LX Wagon, F22B2 Engine	RE0427P AFS0427P	AFS0709F	RF0081
1997-96	L4 2.2L	LX 2 Dr., F22B2 Engine	RE0427P AFS0427P	AFS0711F	RF0081
1997-96	L4 2.2L	EX Wagon, F22B1 V-Tec Engine	RE0427P AFS0427P	AFS0709F	RF0081
1997-96	L4 2.2L	EX 4 Dr., F22B1 V-Tec Engine	RE0427P AFS0427P	AFS0711F	RF0081
1997-96	L4 2.2L	EX 2 Dr., F22B1 V-Tec Engine	RE0427P AFS0427P	AFS0711F	RF0081
1996	L4 2.2L	LX 4 Dr., F22B2 Eng., w/o ABS	RE0427P AFS0427P	AFS0709F	RF0081
1996	L4 2.2L	LX 4 Dr., F22B2 Eng., w/ ABS, w/ Calif. Emissions	RE0427P AFS0427P	AFS0711F	RF0081
1996	L4 2.2L	LX 4 Dr., F22B2 Eng., w/ ABS, w/o Calif. Emissions	RE0427P AFS0427P	AFS0709F	RF0081
1996	L4 2.2L	DX 4 Dr., F22B2 Engine, w/ Calif. Emissions	RE0427P AFS0427P	AFS0711F	RF0081
1996	L4 2.2L	DX 4 Dr., F22B2 Engine, w/o Calif. Emissions	RE0427P AFS0427P	AFS0709F	RF0081
1995	L4 2.2L	All w/ 2.2L Engine	RE0427P AFS0427P	AFS0702F	RF0081
1994	L4 2.2L	w/ F22B1 V-Tec, F22B2 Engines	RE0427P AFS0427P		RF0081
1993-90	L4 2.2L		RE0327P AFS0327P	RE1065F AFS1065F	RF0033
2002-98	L4 2.3L		RE0427P AFS0427P		RF0090
2007-05	L4 2.4L	Calif.	AFS0925P		RF0090
2007-05	L4 2.4L	Exc. Calif.	AFS0925P		RF0099
2007-03	L4 2.4L			AFS0945S	
2004-03	L4 2.4L	4 Dr.: Calif.	AFS0925P		RF0090
2004-03	L4 2.4L	2 Dr. Coupe, 4 Dr. Sedan, Exc. Calif.	AFS0925P		RF0099
1997-96	V6 2.7L		RE0427P AFS0427P	AFS0709F	RF0078
1995	V6 2.7L		RE0427P AFS0427P		RF0081
2007-03	V6 3.0L			AFS0943S	
2005	V6 3.0L	Hybrid	AFS0925P		RF0090
2002-98	V6 3.0L	S; SI; & V-TEC Series	RE0427P AFS0427P		RF0090
CIVIC					
2005-03	L4 1.3L	Hybrid; Exc. Calif.	AFS0925P		RF0104
1995-92	L4 1.5L		RE0894P AFS0894P	AFS0701F	RF0053

AFS = New Fuel Pump/Assembly RE0 = Remanufactured Fuel Pump/Assembly

Year	Engine	Application Description	AFS/RE0 Pump Only Number	AFS/RE0 Assembly Number	Strainer Filter Number
HONDA (cont.)					
CIVIC (cont.)					
1991-88	L4 1.5L	Exc. Wagon	RE0327P AFS0327P		RF0032
1991-88	L4 1.5L	Wagon	RE0327P AFS0327P		RF0031
1987-86	L4 1.5L	Fuel Inj.	AFS0318P		
2000-96	L4 1.6L		RE0427P AFS0427P		RF0053
1995-92	L4 1.6L		RE0894P AFS0894P	AFS0701F	RF0053
1991-89	L4 1.6L	Wagon	RE0327P AFS0327P		RF0031
1991-88	L4 1.6L	Exc. Wagon	RE0327P AFS0327P		RF0032
1988	L4 1.6L	Wagon	RE0327P AFS0327P		RF0031
2005	L4 1.7L		AFS0925P		RF0104
2004	L4 1.7L	2 Dr.	RE0427P AFS0427P		RF0104
2004	L4 1.7L	4 Dr. Sedan	AFS0925P		RF0104
2003-01	L4 1.7L		RE0427P AFS0427P		RF0104
2005-02	L4 2.0L		AFS0925P		RF0104
CIVIC DEL SOL					
1995-93	L4 1.5L		RE0894P AFS0894P		RF0068
1997-96	L4 1.6L	S; SI; & V-TEC Series	RE0427P AFS0427P		RF0068
1995-93	L4 1.6L		RE0894P AFS0894P		RF0068
CRX					
1991-89	L4 1.5L		RE0327P AFS0327P		RF0032
1988	L4 1.5L		RE0327P AFS0327P		RF0026
1987-85	L4 1.5L	Fuel Inj.	AFS0318P		
1991-89	L4 1.6L		RE0327P AFS0327P		RF0032
1988	L4 1.6L		RE0327P AFS0327P		RF0026
INSIGHT					
2003-00	L3 1.0L	Hybrid; w/ CVT Transmission	AFS0925P		RF0099
2003-00	L3 1.0L	Hybrid; w/ Std. Transmission	AFS0925P		RF0059
PRELUDE					
1991-90	L4 2.0L	Fuel Inj.	RE0327P AFS0327P		RF0025
1990-88	L4 2.0L	Carb.	AFS1072P	RE0405F	RF0005
1989-88	L4 2.0L	Fuel Inj; DOHC	RE0327P AFS0327P		RF0025
1987-85	L4 2.0L	Fuel Inj.	AFS0318P		
1991-90	L4 2.1L	Fuel Inj.	RE0327P AFS0327P		RF0025
2001-99	L4 2.2L		RE0894P AFS0894P		RF0053
1998-97	L4 2.2L		RE0894P AFS0894P		RF0045

AFS = New Fuel Pump/Assembly RE0 = Remanufactured Fuel Pump/Assembly

Year	Engine	Application Description	AFS/RE0 Pump Only Number	AFS/RE0 Assembly Number	Strainer Filter Number
HONDA (cont.)					
PRELUDE (cont.)					
1996-92	L4 2.2L	Includes V-Tec	RE0327P AFS0327P		RF0054
1996-92	L4 2.3L	DOHC	RE0327P AFS0327P		RF0054
WAGOVAN					
1987-86	L4 1.5L	Fuel Inj.	AFS0318P		
HONDA TRUCK					
CR-V					
2001-00	L4 2.0L		RE0894P AFS0894P		RF0081
1999-97	L4 2.0L	DOHC	RE0427P AFS0427P		RF0081
2006-05	L4 2.4L		RE0894P AFS0894P		RF0105
2004	L4 2.4L	Japan Built	RE0894P AFS0894P		RF0105
2004	L4 2.4L	U.K. Built	AFS0925P		RF0105
2003-02	L4 2.4L		RE0894P AFS0894P		RF0105
ODYSSEY					
1997-95	L4 2.2L		RE0894P AFS0894P		RF0053
1998	L4 2.3L		RE0427P AFS0427P		RF0053
2004-99	V6 3.5L		RE0894P AFS0894P		RF0099
PASSPORT					
1996-95	L4 2.6L	From 5/95	RE0427P AFS0427P		RF0051
1995-94	L4 2.6L	To 4/95	AFS0355P		RF0060
2002-01	V6 3.2L			AFS0954S	
2000-98	V6 3.2L			AFS0712S	
2000-98	V6 3.2L			RE0712S	
1997-94	V6 3.2L		RE0427P AFS0427P		RF0051
PILOT					
2008-05	V6 3.5L			AFS0943S	
2004-03	V6 3.5L		AFS0925P		RF0099
HUMMER					
H2					
2007-04	V8 6.0 (U)			RE1016S AFS1016S	
2003	V8 6.0 (U)			RE1009S AFS1009S	
HYUNDAI					
XG300					
2001	V6 3.0L		RE0894P AFS0894P		RF0084

AFS = New Fuel Pump/Assembly RE0 = Remanufactured Fuel Pump/Assembly

Year	Engine	Application Description	AFS/RE0 Pump Only Number	AFS/RE0 Assembly Number	Strainer Filter Number
HYUNDAI (cont.)					
XG350					
2005-02	V6 3.5L		RE0894P AFS0894P		RF0109
ACCENT					
2002-00	L4 1.5L		RE0427P AFS0427P		RF0102
1999-95	L4 1.5L		RE0427P AFS0427P		RF0084
2011-07	L4 1.6L		RE1106P AFS1106P	RE1100S AFS1100S	RF0112
2006	L4 1.6L		RE1106P AFS1106P	RE1100S AFS1100S	RF0112
2005-03	L4 1.6L		RE0894P AFS0894P		RF0102
2002-01	L4 1.6L		RE0427P AFS0427P		RF0102
ELANTRA					
1995-92	L4 1.6L		RE0427P AFS0427P		RF0051
1998-96	L4 1.8L		RE0427P AFS0427P		RF0084
1995-93	L4 1.8L		RE0427P AFS0427P		RF0051
2011-07	L4 2.0L		RE1106P AFS1106P		RF0112
2006	L4 2.0L	From 8/23/06		RE1100S AFS1100S	
2006-03	L4 2.0L	From 7/1/03 TO 8/23/06		RE1102S AFS1102S	
2006-01	L4 2.0L		RE0894P AFS0894P		RF0112
2002-01	L4 2.0L	To 11/1/02		RE1087S AFS1087S	
2000-99	L4 2.0L		RE0427P AFS0427P		RF0084
EXCEL					
1994-93	L4 1.5L	From 3/20/93	RE0894P AFS0894P		RF0110
1993	L4 1.5L	Includes Turbo; To 3/20/93	RE0415P AFS0415P		RF0050
1993-90	L4 1.5L	To 3/20/93	RE0415P AFS0415P		RF0050
1993-90	L4 1.5L		RE0415P AFS0415P		RF0050
SCOUPE					
1995-93	L4 1.5L	From 3/20/93	RE0894P AFS0894P		RF0110
1993	L4 1.5L	Includes Turbo; To 3/20/93	RE0415P		RF0050
1992-91	L4 1.5L		RE0415P		RF0050
SONATA					
1998-93	L4 2.0L		RE0427P AFS0427P		RF0051
1992	L4 2.0L		RE1054P AFS1054P		RF0049
2009-06	L4 2.4L (C)		RE0894P AFS0894P		RF0112

AFS = New Fuel Pump/Assembly RE0 = Remanufactured Fuel Pump/Assembly

Year	Engine	Application Description	AFS/RE0 Pump Only Number	AFS/RE0 Assembly Number	Strainer Filter Number
HYUNDAI (cont.)					
SONATA (cont.)					
2007-06	L4 2.4L			RE1103S AFS1103S	
2005-02	L4 2.4L		RE0427P AFS0427P		RF0109
2001-99	L4 2.4L		RE0894P AFS0894P		RF0084
1991-89	L4 2.4L		RE1054P AFS1054P		RF0049
2001-99	V6 2.5L		RE0894P AFS0894P		RF0084
2005-02	V6 2.7L		RE0427P AFS0427P		RF0109
1998-93	V6 3.0L		RE0427P AFS0427P		RF0051
1992-90	V6 3.0L		RE1054P AFS1054P		RF0049
2009-06	V6 3.3L		RE0894P AFS0894P		RF0112
TIBURON					
1997	L4 1.8L		RE0427P AFS0427P		RF0084
2008-07	L4 2.0L	To 2/4/08		RE1102S AFS1102S	
2008-03	L4 2.0L		RE0894P AFS0894P		RF0112
2001-97	L4 2.0L		RE0427P AFS0427P		RF0084
2008-05	V6 2.7L	From 9/1/04 To 2/4/08		RE1102S AFS1102S	
2005	V6 2.7L		RE1089P AFS1089P		RF0112
HYUNDAI TRUCK					
TUCSON					
2009-05	L4 2.0L			RE1098S AFS1098S	
SANTA FE					
2004-01	L4 2.4L		RE0894P AFS0894P		RF0102
2006-01	V6 2.7L		RE0894P AFS0894P		RF0102
2005-03	V6 3.5L		RE0894P AFS0894P		RF0102
INFINITI					
FX45					
2008-03	V8 4.5L			RE1091S AFS1091S	
G20					
1999	L4 2.0L		RE0427P AFS0427P		RF0083
1996-95	L4 2.0L		AFS0662P		
1994-91	L4 2.0L		AFS0355P		RF0071

AFS = New Fuel Pump/Assembly RE0 = Remanufactured Fuel Pump/Assembly

Year	Engine	Application Description	AFS/RE0 Pump Only Number	AFS/RE0 Assembly Number	Strainer Filter Number
INFINITI (cont.)					
G35					
2006-04	V6 3.5L	VQ35DE; Coupe		RE1090S AFS1090S	
2004	V6 3.5L	VQ35DE; Sedan	RE0894P AFS0894P		RF0067
2003	V6 3.5L		RE0894P AFS0894P		RF0067
FX35					
2008-03	V6 3.5L			RE1092S AFS1092S	
I30					
2001-00	V6 3.0L		RE0894P AFS0894P		RF0092
1999-96	V6 3.0L		RE0427P AFS0427P		RF0083
I35					
2004-02	V6 3.5L		RE0894P AFS0894P		RF0067
J30					
1997-93	V6 3.0L		AFS0355P		RF0062
M35					
2008-06	V6 3.5L			RE1090S AFS1090S	
M45					
2008-06				RE1090S AFS1090S	
Q45					
1996-90	V8 4.5L		AFS0651P		
QX4					
2000	V6 3.3L	VG33E, From 1/2000	RE1079P	AFS1079P	RF0083
1999	V6 3.3L	VG33E; From 4/98	RE1079P	AFS1079P	RF0083
1998-97	V6 3.3L		RE0427P AFS0427P		RF0083
2003-01	V6 3.5L	VQ35DE	RE1080P	AFS1080P	RF0083
QX56					
2006-04	V8 5.6L			AFS0944S	
ISUZU					
I-MARK					
1989-87	L4 1.5L	Turbo	AFS0205P		
1989	L4 1.6L		AFS0205P		
IMPULSE					
1992-90	L4 1.6L	Includes Turbo	RE0427P AFS0427P	RE0464F	RF0051
1992	L4 1.8L		RE0427P AFS0427P	RE0464F	RF0051
1986-83	L4 1.9L, 2.0L Turbo	Fuel Inj. and Turbo (Externally Mounted Main Supply)	AFS0322P		
1989-88	L4 2.0L	Turbo	AFS0355P		RF0064
1987-85	L4 2.0L	Turbo; In-Tank	AFS0355P		RF0064
1987-85	L4 2.0L	Turbo; Ext. Mntd. Main Supply Pump	AFS0322P		
1989-88	L4 2.3L		AFS0355P		RF0064

AFS = New Fuel Pump/Assembly RE0 = Remanufactured Fuel Pump/Assembly

Year	Engine	Application Description	AFS/RE0 Pump Only Number	AFS/RE0 Assembly Number	Strainer Filter Number
ISUZU (cont.)					
STYLUS					
1993-91	L4 1.6L	SOHC; DOHC	RE0427P AFS0427P	RE0464F	RF0051
1992	L4 1.8L		RE0427P AFS0427P	RE0464F	RF0051
ISUZU TRUCK					
AXIOM					
2003-02	V6 3.5L			AFS0954S	
ASCENDER					
2008	L6 4.2L			RE1022S AFS1022S	
2007-05	L6 4.2L (S)	w/ 113" wheelbase		RE0910S AFS0910S	
2006-05	L6 4.2L (S)	w/ 129" wheelbase		RE0911S AFS0911S	
2004-03	L6 4.2L (S)			RE0893S AFS0893S	
2006-05	V8 5.3L (M)	w/ 113" wheelbase		RE0910S AFS0910S	
2006-05	V8 5.3L (M)	w/ 129" wheelbase		RE0911S AFS0911S	
2004-03	V8 5.3L (P)			RE0893S AFS0893S	
AMIGO					
1994-89	L4 2.6L		AFS0355P		RF0060
1990-89	L4 2.6L		AFS0355P	RE0345F AFS0345F	RF0060
HOMBRE					
2000-97	L4 2.2L			RE0429S AFS0429S	
1996	L4 2.2L			RE0239S AFS0239S	
2000-97	V6 4.3L			RE0437S AFS0437S	
OASIS					
1997-96	L4 2.2L	SOHC	RE0427P AFS0427P		RF0049
1999-98	L4 2.3L	SOHC	RE0427P AFS0427P		RF0053
PICKUP					
1995-94	L4 2.3L	In-Tank; EFI	AFS0355P	RE0345F AFS0345F	RF0060
1995-88	L4 2.6L		AFS0355P	RE0345F AFS0345F	RF0060
1995-88	L4 2.6L			RE0345F	
RODEO					
2001	L4 2.2L			AFS0954S	
2000-99	L4 2.2L			RE0712S	
1997-95	L4 2.6L	From 4/95	RE0427P AFS0427P		RF0051
1995-94	L4 2.6L	To 4/95	AFS0355P	RE0345F AFS0345F	RF0060
1993-91	L4 2.6L		AFS0355P		RF0060
1992-91	V6 3.1L			RE0414F AFS0414F	

AFS = New Fuel Pump/Assembly RE0 = Remanufactured Fuel Pump/Assembly

Year	Engine	Application Description	AFS/RE0 Pump Only Number	AFS/RE0 Assembly Number	Strainer Filter Number
ISUZU TRUCK (cont.)					
RODEO (cont.)					
2004-01	V6 3.2L			AFS0954S	
2000-99	V6 3.2L			RE0712S	
1997-93	V6 3.2L	To 7/97	RE0427P AFS0427P		RF0051
RODEO SPORT					
2003-02	V6 3.2L			AFS0955S	
2001	V6 3.2L			RE0712S	
TROOPER, TROOPER II					
1991-88	L4 2.6L		AFS0355P		RF0060
1991-89	V6 2.8L			RE0414F	
1997-96	V6 3.2L	SOHC	RE0427P AFS0427P		RF0051
1995-94	V6 3.2L	SOHC; DOHC	RE0427P AFS0427P		RF0051
1993-92	V6 3.2L		AFS0355P	RE0345F AFS0345F	RF0060
1993-92	V6 3.2L	SOHC; DOHC		RE0345F	
2002-01	V6 3.5L		RE0894P AFS0894P		RF0051
VEHICROSS					
2001	V6 3.5L		RE0894P AFS0894P		RF0051
JAGUAR					
S-TYPE					
2002-00	V6 3.0L		AFS0967P	RE0837S	RF0094 RF0098
2002-00	V8 4.0L		AFS0967P	RE0837S	RF0094 RF0098
SOVEREIGN					
1992-90	L6 4.0L	Ext. Mntd.	AFS0319P		
VANDEN PLAS					
1989-88	L6 3.6L	Ext. Mntd.	AFS0319P		
1997-95	L6 4.0L		AFS0682P		
1994-91	L6 4.0L	In-Tank	RE1060P AFS1060P		
1992-90	L6 4.0L	Ext. Mntd.	AFS0319P		
2003-98	V8 4.0L		RE0887P AFS0887P		RF0069
XJ6					
1989-88	L6 3.6L	Ext. Mntd.	AFS0319P		
1997-95	L6 4.0L		AFS0682P		
1994-91	L6 4.0L	In-Tank	RE1060P AFS1060P		
1992-90	L6 4.0L	Ext. Mntd.	AFS0319P		
1987-82	L6 4.2L		RE1063P AFS1063P		
XJ8					
2003-98	V8 4.0L		RE0887P AFS0887P		RF0069

AFS = New Fuel Pump/Assembly RE0 = Remanufactured Fuel Pump/Assembly

Year	Engine	Application Description	AFS/RE0 Pump Only Number	AFS/RE0 Assembly Number	Strainer Filter Number
JAGUAR (cont.)					
XJ12					
1996-95	V12 6.0L		AFS0682P		
1994	V12 6.0L		RE1060P AFS1060P		
XJR					
1997-95	L6 4.0L		AFS0682P		
2003-98	V8 4.0L		RE0887P AFS0887P		RF0069
XKR					
2002-00	V8 4.0L		RE0887P AFS0887P		RF0069
XJS					
1994-93	L6 4.0L	In-Tank	RE1060P AFS1060P		
1992-79	V12 5.3L	Ext. Mounted, From Chassis #103407	RE1063P AFS1063P		
1994	V12 6.0L	In-Tank	RE1060P AFS1060P		
XK8					
2002-99	V8 4.0L		RE0887P AFS0887P		RF0069
1998-97	V8 4.0L		AFS0682P		
JEEP					
COMMANDER					
2010-06	V6 3.7L (K)		RE1033P AFS1033P	AFS0928S	
2009-06	V8 4.7L (N)		RE1033P AFS1033P	AFS0928S	
2010-06	V8 5.7L (2)		RE1033P AFS1033P	AFS0928S	
CHEROKEE					
2000-97	L4 2.5L (P)		AFS0968P	RE0566S AFS0566S	RF0100 RF0101
1996-94	L4 2.5L (P)		RE0894P AFS0894P	RE0570S	RF0093
1993-91	L4 2.5L (P)		RE1025P AFS1025P	RE0289S AFS0289S	RF0016
1990-86	L4 2.5L (P)	w/ TBI (Walbro Pump); w/ E.F.I.; In-Tank	RE0258P AFS0258P		RF0016
2001-97	L6 4.0L (S)		AFS0968P	RE0566S AFS0566S	RF0100 RF0101
1996-94	L6 4.0L (S)		RE0894P AFS0894P	RE0570S	RF0093
1993-91	L6 4.0L (S)	w/ 20 Gal. Tank		RE0289S AFS0289S	
1990-87	L6 4.0L (L;M)	w/ 20 Gal. Tank	RE1025P AFS1025P	RE0302S AFS0302S	RF0016
COMANCHE					
1992-91	L4 2.5L (P)	Bosch Pump	RE1025P AFS1025P		RF0016
1990-86	L4 2.5L (E;H)	w/ TBI (Walbro Pump); w/ E.F.I.; In-Tank	RE0258P AFS0258P		RF0016
1992-87	L6 4.0L (S)	Bosch Pump	RE1025P AFS1025P		RF0016

AFS = New Fuel Pump/Assembly RE0 = Remanufactured Fuel Pump/Assembly

Year	Engine	Application Description	AFS/RE0 Pump Only Number	AFS/RE0 Assembly Number	Strainer Filter Number
JEEP (cont.)					
GRAND CHEROKEE					
2004-01	L6 4.0L (S)		AFS0968P	RE0764S AFS0764S	RF0100 RF0101
2000-99	L6 4.0L (S)		AFS0968P	RE0571S AFS0571S	RF0100 RF0101
1998-97	L6 4.0L (S)			RE0497S AFS0497S	
1996	L6 4.0L (S)			RE0495S AFS0495S	
1995	L6 4.0L (S)			RE0493S AFS0493S	
1994-93	L6 4.0L (S)			RE0278S AFS0278S	
2010-05	V6 3.7L (K)		RE1033P AFS1033P	AFS0928S	
2008-05	V8 4.7L (N)		RE1033P AFS1033P	AFS0928S	
2004-02	V8 4.7L (J)			RE0764S AFS0764S	
2004-01	V8 4.7L (N)		AFS0968P	RE0764S AFS0764S	RF0100 RF0101
2000-99	V8 4.7L (N)		AFS0968P	RE0571S AFS0571S	RF0100 RF0101
1998-97	V8 5.2L (Y)		AFS0968P	RE0497S AFS0497S	RF0100 RF0101
1996	V8 5.2L (Y)			RE0495S AFS0495S	
1995	V8 5.2L (Y)			RE0493S AFS0493S	
1994-93	V8 5.2L (Y)			RE0278S AFS0278S	
2010-05	V8 5.7L (2)		RE1033P AFS1033P	AFS0928S	
1998	V8 5.9L (Z)		AFS0968P	RE0497S AFS0497S	RF0100 RF0101
2010-06	V8 6.1L (3)		RE1033P AFS1033P	AFS0928S	
GRAND WAGONEER					
1993	V8 5.2L (Y)			RE0278S AFS0278S	
LIBERTY					
2005	L4 2.4L (1)		RE1034P AFS1034P	AFS0927S	
2007-05	V6 3.7L (K)		RE1034P AFS1034P	AFS0927S	
WAGONEER					
1987-86	L4 2.5L (H)	w/ TBI (Walbro Pump); w/ E.F.I.; In-Tank	RE0258P		RF0016
1990-87	L6 4.0L (L;M)			RE0302S AFS0302S	
WRANGLER					
2006-05	L4 2.4L (1)		RE1034P AFS1034P	AFS0929S	
2004-03	L4 2.4L (1)		AFS0968P	RE0856S AFS0856S	RF0100 RF0101
2002-00	L4 2.5L (P)		AFS0968P	RE0562S AFS0562S	RF0100 RF0101

AFS = New Fuel Pump/Assembly RE0 = Remanufactured Fuel Pump/Assembly

Year	Engine	Application Description	AFS/RE0 Pump Only Number	AFS/RE0 Assembly Number	Strainer Filter Number
JEEP (cont.)					
WRANGLER (cont.)					
1999-97	L4 2.5L (P)	w/ 15 Gal. Tank	AFS0968P	RE0567S AFS0567S	RF0100 RF0101
1999-97	L4 2.5L (P)	w/ 19 Gal. Tank	AFS0968P	RE0562S AFS0562S	RF0100 RF0101
1995-94	L4 2.5L (P)	Exc. Export	RE0894P AFS0894P		RF0093
1995-94	L4 2.5L (P)	w/ 15 Gal. Tank		RE0737S	
1995-94	L4 2.5L (P)	w/ 22 Gal. Tank; Quad Cab		RE0736S	
1993-91	L4 2.5L (P)	w/ Plug Type Connector	RE0894P AFS0894P		RF0093
1993-91	L4 2.5L (P)	Bosch Pump	RE1025P AFS1025P		RF0016
1990-87	L4 2.5L (E;H)		RE0258P AFS0258P		RF0016
2006-05	L6 4.0L (S)		RE1034P AFS1034P	AFS0929S	
2004-03	L6 4.0L (S)		AFS0968P	RE0856S AFS0856S	RF0100 RF0101
2002-00	L6 4.0L (S)		AFS0968P	RE0562S AFS0562S	RF0100 RF0101
1999-97	L6 4.0L (S)	w/ 15 Gal. Tank	AFS0968P	RE0567S AFS0567S	RF0100 RF0101
1999-97	L6 4.0L (S)	w/ 19 Gal. Tank	AFS0968P	RE0562S AFS0562S	RF0100 RF0101
1995-94	L6 4.0L (S)		RE0894P AFS0894P		RF0093
1995-94	L6 4.0L (S)	w/ 15 Gal. Tank		RE0737S	
1995-94	L6 4.0L (S)	w/ 22 Gal. Tank; Quad Cab		RE0736S	
1993-91	L6 4.0L (S)	w/ Plug Type Connector	RE0894P AFS0894P		RF0093
1993-91	L6 4.0L (S)	Bosch Pump	RE1025P AFS1025P		RF0016
KIA					
OPTIMA					
2010-06	L4 2.4L		RE1106P AFS1106P		RF0102
2006-05	L4 2.4L	From 9/05		RE1096S AFS1096S	
2005	L4 2.4L	To 9/05		RE1094S AFS1094S	
2004-01	L4 2.4L	From 6/1/2001 To 9/04	RE0894P AFS0894P	RE1094S AFS1094S	RF0109
2001	V6 2.5L	From 6/1/2001	RE0894P AFS0894P		RF0109
2001	V6 2.5L	To 6/1/2001	RE0894P AFS0894P		RF0084
2010-06	V6 2.7L		RE1106P AFS1106P	RE1105S AFS1105S	RF0102
2006-02	V6 2.7L		RE0894P AFS0894P		RF0109
AMANTI					
2006-04	V6 3.5L		RE0894P AFS0894P		RF0109
2009-07	V6 3.8L		RE1106P AFS1106P		RF0059

AFS = New Fuel Pump/Assembly REO = Remanufactured Fuel Pump/Assembly

Year	Engine	Application Description	AFS/REO Pump Only Number	AFS/REO Assembly Number	Strainer Filter Number
KIA (cont.)					
RIO					
2011-09	L4 1.6L		RE1106P AFS1106P	RE1100S AFS1100S	RF0112
2008-06	L4 1.6L		RE0894P AFS0894P	RE1100S AFS1100S	RF0112
RIO5					
2011-06	L4 1.6L		RE1106P AFS1106P	RE1100S AFS1100S	RF0112
RONDO					
2010-08	L4 2.4L		RE1106P AFS1106P		RF0112
2007	L4 2.4L		RE0894P AFS0894P		RF0112
2010-08	V6 2.7L		RE1106P AFS1106P		RF0112
2007	V6 2.7L		RE0729P AFS0729P		RF0102
SEPHIA					
1997-94	L4 1.6L		RE0427P AFS0427P		RF0052
2000	L4 1.8L	To 7/1/2000		RE1075F AFS1075F	
1997-94	L4 1.8L		RE0427P AFS0427P		RF0052
SPECTRA					
2009-07	L4 2.0L		RE1106P AFS1106P		RF0112
2006-04	L4 2.0L			RE1099S AFS1099S	
SPECTRA5					
2009-07	L4 2.0L		RE1106P AFS1106P		RF0112
2006-05	L4 2.0L			RE1099S AFS1099S	
KIA TRUCK					
BORREGO					
2009	V6 3.8L		RE1106P AFS1106P		RF0112
SPORTAGE					
2010-05	L4 2.0L			RE1098S AFS1098S	
2002-01	L4 2.4L	2 Dr.	RE1101P AFS1101P		RF0093
2002-99	L4 2.0L			RE1081F AFS1081F	
2000-99	L4 2.4L	From 2/8/99	RE1101P AFS1101P		RF0093
1999-97	L4 2.0L (3)	To 2/8/99	RE0427P AFS0427P		RF0055
1996	L4 2.0L (3)		RE0887P AFS0887P		RF0052
1995	L4 2.0L (1;3)		RE0427P AFS0427P		RF0055

AFS = New Fuel Pump/Assembly RE0 = Remanufactured Fuel Pump/Assembly

Year	Engine	Application Description	AFS/RE0 Pump Only Number	AFS/RE0 Assembly Number	Strainer Filter Number
LEXUS					
ES SERIES					
1991-90	V6 2.5L	ES250	RE0327P AFS0327P		RF0034
2003-97	V6 3.0L	ES300; Aisian Pump	RE0416P AFS0416P		RF0093
2001-00	V6 3.0L	ES300; Denso Pump	RE0725P AFS0725P		RF0093
1996-92	V6 3.0L	ES300	AFS0416P		RF0072
2006-04	V6 3.3L	ES330	RE0416P AFS0416P		RF0093
2010-07	V6 3.5L	ES350	RE0416P AFS0416P		RF0093
GS300					
2000-98	V6 3.0L		RE0435P AFS0435P		RF0093
1997-93	V6 3.0L		RE0435P AFS0435P		RF0051
GS400					
2000-98	V8 4.0L		RE0435P AFS0435P		RF0093
IS300					
2004-01	V6 3.0L		RE0435P AFS0435P		RF0093
LS400					
2000-90	V8 4.0L		RE0895P AFS0895P		RF0034
SC300					
2000-92	V6 3.0L		RE0435P AFS0435P		RF0055
SC400					
2000-92	V8 4.0L		RE0435P AFS0435P		RF0055
LEXUS TRUCK					
LX450					
1997-96	V6 4.5L		RE0435P AFS0435P		RF0055
LX470					
2007-98	V8 4.7L		RE0435P AFS0435P		RF0093
RX400H					
2008-06	V6 3.3L		RE0725P AFS0725P		RF0093
RX300					
2003-99	V6 3.0L		RE0725P AFS0725P		RF0055
LINCOLN					
CONTINENTAL					
1994-88	V6 3.8L (4)			RE0037S AFS0037S	
2002-99	V8 4.6L (V)	DOHC		RE0295S AFS0295S	
1998	V8 4.6L (V)	DOHC	RE1006P AFS1006P	RE0223S AFS0223S	RF0094 RF0097

AFS = New Fuel Pump/Assembly REO = Remanufactured Fuel Pump/Assembly

Year	Engine	Application Description	AFS/REO Pump Only Number	AFS/REO Assembly Number	Strainer Filter Number
LINCOLN (cont.)					
CONTINENTAL (cont.)					
1997	V8 4.6L (V)	DOHC		RE0030S	
1996-95	V8 4.6L	DOHC		RE0131S AFS0131S	
1987-85	V8 5.0L		RE0981P AFS0981P	RE0058F	RF0040
1984	V8 5.0L	In-Tank	RE1003P AFS1003P		RF0005
1984-83	V8 5.0L	Ext. Mntd.	RE0001P AFS0001P		
1983	V8 5.0L	In-Tank	RE1003P AFS1003P		RF0006
1983	V8 5.0L	w/C.F.I.; In-Tank	AFS0001P		
1982	V8 5.0L	w/C.F.I.; In-Tank	AFS0121P		RF0087
1980	V8 5.0L	w/C.F.I.; In-Tank	AFS0121P		RF0087
1980	V8 5.8L	w/C.F.I.; In-Tank	AFS0121P		RF0087
LS					
2002-00	V6 3.0L (S)		AFS0967P	RE0837S	RF0094 RF0098
2002-00	V8 3.9L (A)		AFS0967P	RE0837S	RF0094 RF0098
MARK III, IV, V VI, VII, VIII					
1998-97	V8 4.6L (V)	DOHC; w/ Sender		RE0187S	
1996-93	V8 4.6L (V)	Mark VIII		RE0124F AFS0124F	
1992-88	V8 5.0L (E)	Mark VIII		RE0043F	
1992-88	V8 5.0L (E)	Mark VII	AFS0017P		RF0040
1987-86	V8 5.0L	Mark VII; w/High Output; In-Tank	AFS0017P	RE0043F	RF0040
1987-85	V8 5.0L	Mark VII; Exc. High Output	RE0981P AFS0981P	RE0058F	RF0040
1984	V8 5.0L	Mark VII Ext. Mntd.	RE0001P AFS0001P		
1984	V8 5.0L	In-Tank. Mark VII	RE1003P AFS1003P		RF0005
1983	V8 5.0L	w/C.F.I.; In-Tank		RE0044F	
1982-81	V8 5.0L	w/C.F.I.; In-Tank	AFS0121P		RF0087
1980	V8 5.0L	w/ C.F.I.; After 2/80	AFS0121P		RF0087
1980	V8 5.0L	In-Tank, w/TBI, To 2/80	RE1003P AFS1003P		RF0006
TOWN CAR					
2008-03	V8 4.6L (W)	Single Port	RE0998P AFS0998P	RE0510S AFS0510S	
2002-01	V8 4.6L (W)			RE0850S AFS0850S	
2002-01	V8 4.6L (W)	Motor w/ Wide Electrical Terminals	RE0887P AFS0887P		RF0069
2002-01	V8 4.6L (W)	Motor w/ Thin Electrical Terminals			RF0069
2000-98	V8 4.6L (W)			RE0111S AFS0111S	
2000-98	V8 4.6L (W)	Motor w/ Wide Electrical Terminals	RE0887P AFS0887P		RF0069
2000-98	V8 4.6L (W)	Motor w/ Thin Electrical Terminals			RF0069
1997	V8 4.6L (W)			RE0111S AFS0111S	
1997	V8 4.6L (W)	Motor w/ Wide Electrical Terminals	RE0887P AFS0887P		RF0069
1997	V8 4.6L (W)	Motor w/ Thin Electrical Terminals			RF0069

AFS = New Fuel Pump/Assembly RE0 = Remanufactured Fuel Pump/Assembly

Year	Engine	Application Description	AFS/RE0 Pump Only Number	AFS/RE0 Assembly Number	Strainer Filter Number
LINCOLN (cont.)					
TOWN CAR (cont.)					
1996-95	V8 4.6L (W)			RE0069S AFS0069S	
1996-95	V8 4.6L (W)	Motor w/ Wide Electrical Terminals	RE0029P AFS0029P		RF0069
1996-95	V8 4.6L (W)	Motor w/ Thin Electrical Terminals			RF0069
1994-93	V8 4.6L (W)			RE0078S AFS0078S	
1994-93	V8 4.6L (W)	Motor w/ Wide Electrical Terminals	RE0029P AFS0029P		RF0067
1994-93	V8 4.6L (W)	Motor w/ Thin Electrical Terminals	RE0109P AFS0109P		RF0067
1992	V8 4.6L (W)		AFS0017P	RE0078S AFS0078S	RF0019
1991	V8 4.6L (W)		AFS0017P		RF0019
1991	V8 4.6L (W)	w/o Elec. Inst. Cluster		RE0078S AFS0078S	
1991	V8 4.6L (W)	w/ Electronic Instr. Cluster		RE0078S AFS0078S	
1990	V8 5.0L (F)		AFS0017P	RE0078S AFS0078S	RF0019
1989-83	V8 5.0L	In-Tank		RE0044F AFS0044F	
1982	V8 5.0L	w/C.F.I.; In-Tank	AFS0121P		RF0087
LINCOLN TRUCK					
BLACKWOOD					
2002	V8 5.4L (A)			RE0315S	
MARK LT					
2008-06	V8 5.4L (5)	Gas: w/ 138.5" Wheelbase		RE0896S	
AVIATOR					
2005-03	V8 4.6L			RE1001S AFS1001S	
NAVIGATOR					
2006-05	V8 5.4L (5)			RE0899S AFS0899S	
2002-00	V8 5.4L	2WD	RE0992P AFS0992P	RE0313S AFS0313S	RF0087
2002-00	V8 5.4L	4WD	RE0992P AFS0992P	RE0312S AFS0312S	RF0087
1999	V8 5.4L	DOHC; 2WD	RE0992P AFS0992P	RE0313S AFS0313S	RF0087
1999	V8 5.4L	DOHC; 4WD	RE0992P AFS0992P	RE0312S AFS0312S	RF0087
1999	V8 5.4L	SOHC; 2WD	RE0992P AFS0992P	RE0313S AFS0313S	RF0087
1999	V8 5.4L	SOHC; 4WD		RE0312S	
1998	V8 5.4L	2WD		RE0197S AFS0197S	
1998	V8 5.4L	4WD		RE0312S	

AFS = New Fuel Pump/Assembly RE0 = Remanufactured Fuel Pump/Assembly

Year	Engine	Application Description	AFS/RE0 Pump Only Number	AFS/RE0 Assembly Number	Strainer Filter Number
MAZDA					
323					
1994-92	L4 1.6L		RE0427P AFS0427P		RF0052
1991-90	L4 1.6L		RE0327P AFS0327P		RF0021
1989-88	L4 1.6L	E.F.I.; Turbo 2WD	RE0327P AFS0327P		RF0021
1989-88	L4 1.6L			RE0460F	
1989-88	L4 1.6L	Turbo; 4WD; In-Tank	RE0327P AFS0327P		RF0021
1987-86	L4 1.6L	E.F.I.	RE0327P AFS0327P	RE0460F	RF0021
626					
2002-98	L4 2.0L		RE0109P AFS0109P		RF0065
1997-95	L4 2.0L		RE0109P AFS0109P	RE0074F	RF0065
1995	L4 2.0L	From VIN # 365183		RE0074F	
1995	L4 2.0L	To VIN #365183		RE0108F	
1994	L4 2.0L	From VIN #122924		RE0108F	
1994-93	L4 2.0L	To VIN #122923	RE0427P AFS0427P		RF0065
1992-90	L4 2.2L	E.F.I. or Turbo	RE0327P AFS0327P		RF0021
1989-88	L4 2.2L	E.F.I. ; Turbo 2 Wheel Steering	RE0327P AFS0327P		RF0021
1989-88	L4 2.2L	Turbo 4 Wheel Steering	RE0327P AFS0327P		RF0029
2002-98	V6 2.5L		RE0109P AFS0109P		RF0065
1997-95	V6 2.5L		RE0109P AFS0109P	RE0074F	RF0065
1995	V6 2.5L	From VIN # 365183		RE0074F	
1995-94	V6 2.5L	From VIN #122924		RE0108F	
1994-93	V6 2.5L	To VIN #122923	RE0427P AFS0427P		RF0065
929					
1995-92	V6 3.0L		RE0427P AFS0427P		RF0052
1991-88	V6 3.0L		RE0327P AFS0327P		RF0028
MIATA					
1993-90	L4 1.6L		RE0427P AFS0427P		RF0045
2005-99	L4 1.8L	Exc. Turbo	AFS0023P		RF0045
1997-94	L4 1.8L		RE0427P AFS0427P		RF0045
MILLENNIA					
2002-01	V6 2.3L		AFS0211P		RF0021
2000-95	V6 2.3L		RE0895P AFS0895P		RF0021
2002-95	V6 2.5L		RE0427P AFS0427P		RF0055

AFS = New Fuel Pump/Assembly RE0 = Remanufactured Fuel Pump/Assembly

Year	Engine	Application Description	AFS/RE0 Pump Only Number	AFS/RE0 Assembly Number	Strainer Filter Number
MAZDA (cont.)					
MX-3					
1995-92	L4 1.6L		RE0427P AFS0427P		RF0052
1994-92	V6 1.8L		RE0427P AFS0427P		RF0052
MX-6					
1997-95	L4 2.0L	Late 95		RE0074F	
1995	L4 2.0L	Early		RE0108F	
1994	L4 2.0L	From VIN #401508		RE0108F	
1994-93	L4 2.0L	To VIN #401507	RE0427P AFS0427P		RF0065
1992-88	L4 2.2L	E.F.I. ; Turbo 2 Wheel Steering	RE0327P AFS0327P		RF0021
1992-88	L4 2.2L	Turbo 4 Wheel Steering; Main Supply	RE0327P AFS0327P		RF0029
1997-95	V6 2.5L	Late 95		RE0074F	
1995	V6 2.5L	Early		RE0108F	
1994	V6 2.5L	From VIN #401508		RE0108F	
1994-93	V6 2.5L	To VIN #401507	RE0427P AFS0427P		RF0065
PROTEGE					
1998-95	L4 1.5L		RE0427P AFS0427P		RF0052
2001-99	L4 1.6L		RE0427P AFS0427P		RF0093
2000-99	L4 1.8L		RE0427P AFS0427P		RF0093
1998-92	L4 1.8L		RE0427P AFS0427P		RF0052
1991-90	L4 1.8L	2WD	RE0327P AFS0327P		RF0021
1991-90	L4 1.8L	4WD; w/Nippon Denso Pump	RE0327P AFS0327P		RF0021
2003-01	L4 2.0L		RE0427P AFS0427P		RF0093
RX-7					
1995-93	R2 1.3L	w/ Turbo	RE0895P AFS0895P		RF0028
1991-89	R2 1.3L	w/ EFI or Turbo	RE0895P AFS0895P		RF0028
1988-86	R2 1.3L	E.F.I. or Turbo	RE0327P AFS0327P		RF0034
1985-84	R2 1.3L	Fuel Inj.	AFS0318P		
MAZDA TRUCK					
B2200					
1993-91	L4 2.2L	E.F.I.	RE0327P AFS0327P		RF0021
1993-87	L4 2.2L	Carb.; w/Auto Trans.	AFS0433P		RF0006
1990	L4 2.2L	E.F.I. From 4/1/90	RE0327P AFS0327P		RF0021
1990	L4 2.2L	E.F.I. To 4/1/90	RE0327P AFS0327P		RF0024

AFS = New Fuel Pump/Assembly RE0 = Remanufactured Fuel Pump/Assembly

Year	Engine	Application Description	AFS/RE0 Pump Only Number	AFS/RE0 Assembly Number	Strainer Filter Number
MAZDA TRUCK (cont.)					
B2300					
2006-04	L4 2.3L	Reg. Cab; to 5/1/06		RE0872S	
2006-04	L4 2.3L (D)	Cab Plus		RE0874S AFS0874S	
2006-04	L4 2.3L (D)	Reg. Cab; to 5/1/06		RE0872S AFS0872S	
2004	L4 2.3L	Ext. Cab w/ 2 door		RE0874S	
2003-01	L4 2.3L			RE0746S AFS0746S	
1997-95	L4 2.3L	Cab Plus	RE0979P AFS0979P	RE0064S AFS0064S	RF0019
1997-95	L4 2.3L	Reg. Cab	RE0980P AFS0980P	RE0038S AFS0038S	RF0019
1994	L4 2.3L		RE0980P AFS0980P		RF0019
B2500					
2001	L4 2.5L	Reg. Cab		RE0341S AFS0341S	
2000	L4 2.5L	Ext. Cab w/ 2 door		RE0255S AFS0255S	
2000-98	L4 2.5L	Reg. Cab		RE0251S AFS0251S	
1999-98	L4 2.5L	Ext. Cab, 4 Door		RE0255S AFS0255S	
B2600					
1993-90	L4 2.6L	From 4/1/90	RE0327P AFS0327P		RF0021
1990-89	L4 2.6L	To 4/1/90	RE0327P AFS0327P		RF0024
1988-87	L4 2.6L		AFS0433P		RF0006
B3000					
2006	V6 3.0L	Ext. Cab, 2 Door		RE0874S	
2006-04	V6 3.0L	Reg. Cab; to 5/1/06		RE0872S AFS0872S	
2006-04	V6 3.0L	Cab Plus, To 5/1/06		RE0874S AFS0874S	
2006-04	V6 3.0L (U)	Cab Plus		RE0874S	
2006-04	V6 3.0L (U)	Exc. Cab Plus		RE0872S	
2004	V6 3.0L	Ext. Cab, 2 & 4 Door		RE0874S	
2003-01	V6 3.0L (U)			RE0746S AFS0746S	
2000	V6 3.0L	Reg. Cab		RE0933S AFS0993S	
2000-99	V6 3.0L	Cab Plus		RE0325S	
2000-99	V6 3.0L	Exc. Cab Plus		RE0321S	
1999	V6 3.0L	Reg. Cab		RE0321S	
1999	V6 3.0L	Ext. Cab, 2 & 4 Door		RE0325S	
1998	V6 3.0L	Reg. Cab		RE0251S	
1998	V6 3.0L	Ext. Cab, 2 & 4 Door		RE0255S AFS0325S	
1998	V6 3.0L (U)	Cab Plus		RE0255S AFS0255S	
1998	V6 3.0L (U)	Exc. Cab Plus		RE0251S	
1997-95	V6 3.0L	Reg. Cab		RE0038S AFS0038S	
1997-95	V6 3.0L	Ext. Cab, 2 Door		RE0064S AFS0064S	

AFS = New Fuel Pump/Assembly RE0 = Remanufactured Fuel Pump/Assembly

Year	Engine	Application Description	AFS/RE0 Pump Only Number	AFS/RE0 Assembly Number	Strainer Filter Number
MAZDA TRUCK (cont.)					
B3000 (cont.)					
1997-95	V6 3.0L (U)	Cab Plus	RE0979P AFS0979P	RE0064S AFS0064S	RF0019
1997-95	V6 3.0L (U)	Exc. Cab Plus	RE0980P AFS0980P	RE0038S AFS0038S	RF0019
1994	V6 3.0L		RE0980P AFS0980P		RF0019
B4000					
2006-05	V6 4.0L	Ext. Cab, 4 Door, To 5/1/06		RE0874S AFS0874S	
2006-04	V6 4.0L (E)	Cab Plus		RE0874S AFS0874S	
2006-04	V6 4.0L (E)	Exc. Cab Plus		RE0872S	
2003-01	V6 4.0L (E)			RE0746S AFS0746S	
2000	V6 4.0L	Ext. Cab, 4 Door		RE0344S AFS0344S	
2000	V6 4.0L (X)	Cab Plus		RE0344S	
1999	V6 4.0L	Reg. Cab		RE0328S AFS0328S	
1999	V6 4.0L	Ext. Cab, 2 & 4 Door		RE0332S AFS0332S	
1999	V6 4.0L (X)	Cab Plus		RE0332S	
1999	V6 4.0L (X)	Exc. Cab Plus		RE0328S	
1998	V6 4.0L	Ext. Cab, 2 & 4 Door, From 8/17/98		RE0332S AFS0332S	
1998	V6 4.0L	Ext. Cab, 2 & 4 Door, To 8/17/98		RE0255S AFS0255S	
1998	V6 4.0L (X)	Cab Plus; From 8/17/98		RE0332S	
1998	V6 4.0L (X)	Cab Plus; To 8/17/98		RE0255S	
1997-95	V6 4.0L	Reg. Cab	RE0980P AFS0980P	RE0038S AFS0038S	RF0019
1997-95	V6 4.0L	Ext. Cab, 2 & 4 Door	RE0979P AFS0979P	RE0064S AFS0064S	RF0019
1997-95	V6 4.0L (X)	Cab Plus		RE0064S AFS0064S	
1997-95	V6 4.0L (X)	Exc. Cab Plus		RE0038S AFS0038S	
1994	V6 4.0L		RE0980P AFS0980P		RF0019
MPV					
1994-89	L4 2.6L		RE0327P AFS0327P		RF0021
2001-00	V6 2.5L		AFS0925P		RF0108
1998-96	V6 3.0L		RE0427P AFS0427P		RF0052
1995	V6 3.0L	w/1 1/2" Dia. Pump	RE0427P AFS0427P		RF0052
1995	V6 3.0L	w/2" Dia. Pump	RE0327P AFS0327P		RF0021
1994-89	V6 3.0L		RE0327P AFS0327P		RF0021
NAVAJO					
1994-91	V6 4.0L		RE0980P AFS0980P		RF0019

AFS = New Fuel Pump/Assembly RE0 = Remanufactured Fuel Pump/Assembly

Year	Engine	Application Description	AFS/RE0 Pump Only Number	AFS/RE0 Assembly Number	Strainer Filter Number
MAZDA TRUCK (cont.)					
TRIBUTE					
2004-01	L4 2.0L			RE0744S AFS0744S	
2008	L4 2.3L		AFS0967P		RF0094 RF0098
2006-05	L4 2.3L (Z)		AFS0975P	RE0916S AFS0916S	
2008	V6 3.0L		AFS0967P		RF0094 RF0098
2006-05	V6 3.0L		AFS0975P	RE0916S AFS0916S	
2004-01	V6 3.0L			RE0744S AFS0744S	
MERCEDES-BENZ					
190 Series					
1993-91	L4 2.3L		RE1053P AFS1053P		
1991	L4 2.3L	Early	RE1064P AFS1064P		
1988	L4 2.3L		RE1064P AFS1064P		
1987	L4 2.3L	190E, DOHC, From Chassis # F282121	RE1053P AFS1053P		
1987	L4 2.3L	190E, DOHC, To Chassis # F282120	RE1064P AFS1064P		
1987	L4 2.3L	190E, SOHC	RE1064P AFS1064P		
1986	L4 2.3L	190E	RE1064P AFS1064P		
1985	L4 2.3L	190E, From Chassis # F132824	RE1064P AFS1064P		
1985-84	L4 2.3L	190E, To Chassis # F132823	RE1053P AFS1053P		
1993-91	L4 2.6L		RE1053P AFS1053P		
230 SERIES					
2004-98	L4 2.3L	SLK230	AFS0684P		
2000-97	L4 2.3L	C230; USA; From I.D. #F175421	AFS0683P		
1997	L4 2.3L	C230; Mexico	AFS0684P		
280 SERIES					
1997-95	L6 2.8L	C280	AFS0683P		
1981-78	L6 2.8L	280E, 280CE	RE1064P AFS1064P		
1980-78	L6 2.8L	280SE	RE1064P AFS1064P		
1977	L6 2.8L	280E	RE1064P AFS1064P		
1977	L6 2.8L	280SE, From Chassis # 089587	RE1064P AFS1064P		
2000-98	V6 2.8L	C280	AFS0683P		
300 Series					
1992-90	L6 2.6L	300E	RE1053P AFS1053P		
1992	L6 3.0L	300CE, 300E, 300E 4 Matic; 300SL, 300TE 4 Matic	RE1053P AFS1053P		
1991-88	L6 3.0L	300SE, 300SEL	RE1064P AFS1064P		

AFS = New Fuel Pump/Assembly RE0 = Remanufactured Fuel Pump/Assembly

Year	Engine	Application Description	AFS/RE0 Pump Only Number	AFS/RE0 Assembly Number	Strainer Filter Number
MERCEDES-BENZ (cont.)					
300 Series (cont.)					
1989-88	L6 3.0L	300E, 300CE, 300TE	RE1053P AFS1053P		
1987	L6 3.0L	300E, From Chassis # A368937	RE1053P AFS1053P		
1987-86	L6 3.0L	300E, To Chassis # A368936	RE1064P AFS1064P		
1993	L6 3.2L	300CE, 300E, 300SE, 300TE	RE1053P AFS1053P		
320 SERIES					
1999-97	L6 3.2L	S320	AFS0684P		
1997	L6 3.2L	E320	AFS0684P		
1997-96	L6 3.2L	SL320	AFS0684P		
1996	L6 3.2L	E320 Sedan	AFS0684P		
1996-94	L6 3.2L	S320; From Chassis #A220245	AFS0684P		
1996-94	L6 3.2L	S320, To Chassis # A220244	RE1053P AFS1053P		
1995-94	L6 3.2L	E320	RE1053P AFS1053P		
1995-94	L6 3.2L	SL320; From Chassis #F110985	AFS0684P		
1995-94	L6 3.2L	SL320, To Chassis # F110984	RE1053P AFS1053P		
2004-01	V6 3.2L	SLK320	AFS0684P		
2003	V6 3.2L	CLK320; Convertible	AFS0683P		
2003	V6 3.2L	E320 Wagon	AFS0684P		
2002-98	V6 3.2L	CLK320	AFS0683P		
2002-98	V6 3.2L	E320 Sedan, Wagon & E320 4 Matic Wagon	AFS0684P		
380 Series					
1985-81	V8 3.8L	All	RE1064P AFS1064P		
400 Series					
1993-92	V8 4.2L		RE1053P AFS1053P		
420 SERIES					
1999-96	V8 4.2L	S420	AFS0684P		
1997	V8 4.2L	E420	AFS0684P		
1995-94	V8 4.2L	E420; From Chassis #226336	AFS0684P		
1995-94	V8 4.2L	S420; From Chassis #A220245	AFS0684P		
1995-94	V8 4.2L	E420, To Chassis # 226335	RE1053P AFS1053P		
1995-94	V8 4.2L	S420 To Chassis # A220244	RE1053P AFS1053P		
1991-86	V8 4.2L	420SEL	RE1053P AFS1053P		
430 SERIES					
2003-02	V8 4.3L	CLK430	AFS0684P		
2002-01	V8 4.3L	S430; To Chassis #A272607	AFS0684P		
2002-98	V8 4.3L	E430	AFS0684P		
2001-00	V8 4.3L	CLK430	AFS0683P		
2000	V8 4.3L	S430	AFS0684P		
1999	V8 4.3L	CLK430	AFS0684P		
450 Series					
1980-78	V8 4.5L	450SEL, 450SL, 450SLC	RE1064P AFS1064P		
1979-77	V8 6.8L	450SEL	RE1064P AFS1064P		

AFS = New Fuel Pump/Assembly RE0 = Remanufactured Fuel Pump/Assembly

Year	Engine	Application Description	AFS/RE0 Pump Only Number	AFS/RE0 Assembly Number	Strainer Filter Number
MERCEDES-BENZ (cont.)					
500 SERIES					
2004-02	V8 5.0L	G500	AFS0684P		
2002-01	V8 5.0L	S500; From I.D. #A22579	AFS0684P		
2002-01	V8 5.0L	To Chassis #A016836	AFS0684P		
2002-96	V8 5.0L	SL500	AFS0684P		
2000-98	V8 5.0L	CL500	AFS0684P		
2000-96	V8 5.0L	S500	AFS0684P		
1995-94	V8 5.0L	S500; From I.D. #A22579	AFS0684P		
1995-94	V8 5.0L	SI500; From I.D. #F110985	AFS0684P		
1995-94	V8 5.0L	S500 To I.D. # A22578	RE1053P AFS1053P		
1995-94	V8 5.0L	SL500, To I.D. # F110984	RE1053P AFS1053P		
1993	V8 5.0L	500SEC	RE1053P AFS1053P		
1993-92	V8 5.0L	500E, 500SEL	RE1053P AFS1053P		
1993-90	V8 5.0L	500SL	RE1053P AFS1053P		
1985-84	V8 5.0L	500SEC, 500SEL	RE1064P AFS1064P		
560 Series					
1991-86	V8 5.6L	560SEC, 560SEL, 560SL	RE1053P AFS1053P		
600 SERIES					
2002-01	V12 5.8L	To Chassis #A016836	AFS0684P		
2002-01	V12 5.8L	S600; To #A272607	AFS0684P		
2002-96	V12 6.0L	SL600	AFS0684P		
1999-98	V12 6.0L	CL600	AFS0684P		
1999-96	V12 6.0L	S600	AFS0684P		
1995-94	V12 6.0L	S600; From I.D. #A22579	AFS0684P		
1995-94	V12 6.0L	SL600; From I.D. #F110985	AFS0684P		
1995-94	V12 6.0L	S600, To I. D. # A22578	RE1053P AFS1053P		
1995-94	V12 6.0L	SL600, To I. D. # F110984	RE1053P AFS1053P		
1993	V12 6.0L	600SEC, 600SL	RE1053P AFS1053P		
1993-92	V12 6.0L	600SEL	RE1053P AFS1053P		
C36					
1997-96	L6 3.6L		AFS0684P		
1995	L6 3.6L		AFS0683P		
C43					
2000-98	V8 4.3L		AFS0684P		
CL55					
2003-01	V8 5.5L	To Chassis #A016836	AFS0684P		
260E					
1989-88	L6 2.6L		RE1053P AFS1053P		
1987	L6 2.6L	260E, From Chassis # A368937	RE1053P AFS1053P		
1987	L6 2.6L	260E, To Chassis # A368936	RE1064P AFS1064P		

AFS = New Fuel Pump/Assembly RE0 = Remanufactured Fuel Pump/Assembly

Year	Engine	Application Description	AFS/RE0 Pump Only Number	AFS/RE0 Assembly Number	Strainer Filter Number
MERCEDES-BENZ (cont.)					
C220					
1996-94	L4 2.2L		RE1053P AFS1053P		
CLK55					
2002-01	V8 5.5L		AFS0684P		
E55					
2002-99	V8 5.0L		AFS0684P		
G55					
2005-03	V8 5.5L		AFS0684P		
S55					
2002-01	V8 5.5L	To Chassis #A272607	AFS0684P		
SLK32					
2004-02	V6 3.2L		AFS0684P		
MERCURY					
CAPRI					
1994-91	L4 1.6L	Includes Turbo	RE0327P AFS0327P		RF0021
1984-83	L4 2.3L	Turbo; Ext. Mntd.	RE0001P AFS0001P		
1984-83	L4 2.3L	In-Tank, w/Turbo	RE1003P AFS1003P		RF0006
1986-84	V6 3.8L	w/C.F.I.; From 11/84; In-Tank		RE0067F	
1985-84	V6 3.8L	To 11/84; Ext. Mntd.	RE0001P AFS0001P		
1985-84	V6 3.8L	In-Tank, w/TBI, To 11/84	RE1003P AFS1003P	RE0067F	RF0006
1986-84	V8 5.0L	w/Fuel Inj.; From 11/84		RE0067F	
1985-84	V8 5.0L	w/Fuel Inj.; w/Auto Trans.; Before 11/84; Ext. Mntd.	RE0001P AFS0001P		
1985-84	V8 5.0L	In-Tank, w/TBI, w/Auto Trans, To 11/84	RE1003P AFS0001P/AF		RF0006
COLONY PARK					
1991-83	V8 5.0L			RE0046F AFS0046F	
1982	V8 5.0L	w/C.F.I.; In-Tank	AFS0121P		RF0087
COUGAR, XR7					
2002-99	L4 2.0L (3)	From 5/25/99	RE0879P AFS0879P		
2002-99	L4 2.0L (3)	w/o Fuel Pump Locking Ring in Bottom of Tank, From 5/25/99	RE0879P AFS0879P	RE0921S	
1999	L4 2.0L (3)	To 5/25/99		RE0225S	
1986-85	L4 2.3L	Turbo		RE0043F	
1984	L4 2.3L	Turbo; Ext. Mntd.	RE0001P AFS0001P		
1984	L4 2.3L	Turbo, To 11/84		RE0989S AFS0989S	
2002-99	V6 2.5L (G;L)		RE0879P AFS0879P		
2002-99	V6 2.5L (G;L)	w/o Fuel Pump Locking Ring in Bottom of Tank, From 5/25/99	RE0879P AFS0879P	RE0921S	
1999	V6 2.5L (L)	To 5/25/99		RE0225S	
1997-91	V6 3.8L (4)		AFS0017P		RF0040
1997-89	V6 3.8L (4)			RE0056S AFS0056S	
1990-89	V6 3.8L (4;R)	Includes Turbo	AFS0017P		RF0040

AFS = New Fuel Pump/Assembly RE0 = Remanufactured Fuel Pump/Assembly

Year	Engine	Application Description	AFS/RE0 Pump Only Number	AFS/RE0 Assembly Number	Strainer Filter Number
MERCURY (cont.)					
COUGAR, XR7 (cont.)					
1990-89	V6 3.8L (R)	Supercharged		RE0056S AFS0056S	
1988-85	V6 3.8L		RE0981P AFS0981P	RE0058F	RF0040
1985	V6 3.8L			RE0988F AFS0988F	
1984	V6 3.8L	w/ C.F.I.; Ext. Mntd.	RE0001P AFS0001P		
1997-94	V8 4.6L (W)		AFS0017P	RE0056S AFS0056S	RF0040
1993-91	V8 5.0L		AFS0017P	RE0056S AFS0056S	RF0040
1988-85	V8 5.0L		RE0981P AFS0981P	RE0058F	RF0040
1985	V8 5.0L			RE0988F AFS0988F	
1984-83	V8 5.0L	Ext. Mntd.	RE0001P AFS0001P		
LYNX, LN7					
1984-83	L4 1.6L	w/E.F.I.; Ext. Mntd.	AFS0143P		
1987	L4 1.9L	w/C.F.I.; In-Tank; Exc. XR3		RE0042S AFS0042S	
1987	L4 1.9L	XR3; w/E.F.I.; In-Tank	RE0980P AFS0980P	RE0091S AFS0091S	RF0019
1986	L4 1.9L	w/C.F.I. or E.F.I.; Ext. Mntd.	AFS0143P		
MARAUDER					
2004-03	V8 4.6L			RE0510S	
MARQUIS, MARQUIS BROUGHAM, GRAND MARQUIS					
1986-85	V6 3.8L	Marquis Sedan; w/C.F.I.; In-Tank; w/Extended Range Tank; From 5/85	AFS0013P		RF0004
1986-85	V6 3.8L	Marquis Sedan; w/C.F.I.; In-Tank; w/o Ext. Range Tank; From 5/85	AFS0013P		RF0004
1986-84	V6 3.8L	Marquis; w/C.F.I.; Ext. Mntd.	AFS0001P		
1985	V6 3.8L	Marquis Sedan; w/C.F.I.; In-Tank; w/o Ext. Range Tank; From 5/85	AFS0013P		RF0004
1985-84	V6 3.8L	Marquis Sedan, w/TBI, w/o Digital Dash, To 5/85		RE0989S AFS0989S	
2008-05	V8 4.6L (W)	Single Port		RE0510S AFS0510S	
2004-03	V8 4.6L (W)	Single Port		RE0510S AFS0510S	
2002-01	V8 4.6L (W)	Grand Marquis		RE0850S AFS0850S	
2002-01	V8 4.6L (W)	Motor w/ Wide Electrical Terminals	RE0887P AFS0887P		RF0069
2002-01	V8 4.6L (W)	Motor w/ Thin Electrical Terminals			RF0069
2000-98	V8 4.6L (W)	Grand Marquis		RE0111S AFS0111S	
2000-98	V8 4.6L (W)	Motor w/ Wide Electrical Terminals	RE0887P AFS0887P		RF0069
2000-98	V8 4.6L (W)	Motor w/ Thin Electrical Terminals			RF0069
1997	V8 4.6L (W)	Grand Marquis; w/o Sender		RE0111S AFS0111S	
1997	V8 4.6L (W)	Grand Marquis; w/ Sender		RE0111S AFS0111S	
1997	V8 4.6L (W)	Motor w/ Wide Electrical Terminals	RE0887P AFS0887P		RF0069

AFS = New Fuel Pump/Assembly RE0 = Remanufactured Fuel Pump/Assembly

Year	Engine	Application Description	AFS/RE0 Pump Only Number	AFS/RE0 Assembly Number	Strainer Filter Number
MERCURY (cont.)					
MARQUIS, MARQUIS BROUGHAM, GRAND MARQUIS (cont.)					
1997	V8 4.6L (W)	Motor w/ Thin Electrical Terminals			RF0069
1996-95	V8 4.6L (W)			RE0069S AFS0069S	
1996-95	V8 4.6L (W)	Motor w/ Wide Electrical Terminals	RE0029P AFS0029P		RF0069
1996-95	V8 4.6L (W)	Motor w/ Thin Electrical Terminals	RE0109P AFS0109P		RF0069
1994-93	V8 4.6L (W)	Grand Marquis		RE0078S AFS0078S	
1994-93	V8 4.6L (W)	Motor w/ Wide Electrical Terminals	RE0029P AFS0029P		RF0067
1994-93	V8 4.6L (W)	Motor w/ Thin Electrical Terminals	RE0109P AFS0109P		RF0067
1992	V8 4.6L (W)		AFS0017P		RF0019
1991-90	V8 5.0L	Grand Marquis Sedan; Exc. Export	RE0979P AFS0979P	RE0075S AFS0075S	RF0019
1989-86	V8 5.0L	Grand Marquis Sedan; w/Fuel Inj.		RE0044F AFS0044F	
1985	V8 5.0L	Marquis Sedan; In-Tank	AFS0013P		RF0004
1985	V8 5.0L	Marquis Sedan		RE0989S AFS0989S	
1985-84	V8 5.0L	Marquis Ext. Mntd.	AFS0001P		
MYSTIQUE					
2000-99	L4 2.0L (3)	From 5/3/99	RE0879P AFS0879P		
2000-99	L4 2.0L (3)	w/o Fuel Pump Locking Ring in Bottom of Tank, From 5/3/99	RE0879P AFS0879P	RE0921S	
1999	L4 2.0L (3)	w/ 6" Flange; w/ Locator Tabs; To 5/3/99		RE0225S	
1998	L4 2.0L (3)	w/ 4 1/2" Flange; w/o Locator Tabs		RE0032S	
1998	L4 2.0L (3)	w/ 6" Flange; w/ Locator Tabs;		RE0225S	
1997	L4 2.0L (3)			RE0032S	
1996-95	L4 2.0L (3)			RE0073S	
2000	V6 2.5L (L)		RE0879P AFS0879P		
2000-99	V6 2.5L (L)	w/o Fuel Pump Locking Ring in Bottom of Tank, From 5/3/99	RE0879P AFS0879P	RE0921S	
1999	V6 2.5L (L)	From 5/3/99	RE0879P AFS0879P		
1999	V6 2.5L (L)	w/ 6" Flange; w/ Locator Tabs; To 5/3/99		RE0225S	
1998	V6 2.5L (L)	w/ 4 1/2" Flange; w/o Locator Tabs		RE0032S	
1998	V6 2.5L (L)	w/ 6" Flange; w/ Locator Tabs;		RE0225S	
1997	V6 2.5L (L)			RE0032S	
1996-95	V6 2.5L (L)			RE0073S	
SABLE					
1986	L4 2.5L	w/16 Gal. Tank		RE0036S AFS0036S	
1986	L4 2.5L	w/18.6 Gal. Tank; w/o Digital Dash		RE0037S AFS0037S	
2005-04	V6 3.0L (2)	Flex Fuel	RE1005P AFS1005P	AFS0996S	
2005-04	V6 3.0L (S;U)	DOHC and Pushrod Engine	AFS0967P		RF0094 RF0098
2005-04	V6 3.0L (U)	Gas		RE0857S AFS0857S	
2003	V6 3.0L (2)	Flex Fuel	RE1005P AFS1005P	RE0839S AFS0839S	

AFS = New Fuel Pump/Assembly RE0 = Remanufactured Fuel Pump/Assembly

Year	Engine	Application Description	AFS/RE0 Pump Only Number	AFS/RE0 Assembly Number	Strainer Filter Number
MERCURY (cont.)					
SABLE (cont.)					
2003	V6 3.0L (S;U)	Gas		RE0820S AFS0820S	
2002	V6 3.0L (S;U)	DOHC & OHV		RE0820S AFS0820S	
2001	V6 3.0L (2)	Flex Fuel	RE1005P AFS1005P	AFS0996S	
2001	V6 3.0L (S;U)			RE0819S AFS0819S	
2001	V6 3.0L (S;U)		AFS0978P		
2000	V6 3.0L (S;U)		RE0753P AFS0753P	RE0340S AFS0340S	RF0094 RF0097/RF00
1999	V6 3.0L (S;U)		RE0753P AFS0753P	RE0275S AFS0275S	RF0094 RF0097
1998	V6 3.0L (S;U)	DOHC; w/o Sender	RE0753P AFS0753P	RE0215S AFS0215S	RF0094 RF0097
1998	V6 3.0L (U)	OHV	RE0753P AFS0753P	RE0100S AFS0100S	RF0094 RF0097
1997	V6 3.0L (S)	DOHC	RE0753P AFS0753P		RF0094 RF0097
1997	V6 3.0L (U)	SOHC	RE0994P AFS0994P	RE0031S AFS0031S	RF0094 RF0097
1997	V6 3.0L (U)	DOHC	RE1006P AFS1006P	RE0185S	RF0094 RF0097
1996	V6 3.0L (S)	DOHC		RE0106S AFS0106S	
1996	V6 3.0L (U)	SOHC	RE0994P AFS0994P	RE0130S AFS0130S	RF0094 RF0097
1995-90	V6 3.0L	w/18.6 Gal. Tank; w/Digital Dash	RE0016P AFS0016P	RE0066S AFS0066S	
1995-90	V6 3.0L	w/16 Gal. Tank	RE0016P AFS0016P	RE0036S AFS0036S	
1995-86	V6 3.0L	w/18.6 Gal. Tank; w/o Digital Dash		RE0037S AFS0037S	
1989-86	V6 3.0L	w/18.6 Gal. Tank; w/Digital Dash	RE0016P AFS0016P	RE0039S AFS0039S	
1989-86	V6 3.0L	w/16 Gal. Tank	RE0016P AFS0016P	RE0036S AFS0036S	
1995-90	V6 3.8L	w/18.6 Gal. Tank; w/Digital Dash	RE0016P AFS0016P	RE0066S AFS0066S	
1995-90	V6 3.8L	w/16 Gal. Tank	RE0016P AFS0016P	RE0036S AFS0036S	
1995-88	V6 3.8L	w/18.6 Gal. Tank; w/o Digital Dash		RE0037S AFS0037S	
1989-88	V6 3.8L	w/18.6 Gal. Tank; w/Digital Dash	RE0016P AFS0016P	RE0039S AFS0039S	
1989-88	V6 3.8L	w/16 Gal. Tank		RE0036S AFS0036S	
TOPAZ					
1994	L4 2.3L	From 6/94	RE0029P AFS0029P	RE0059S	RF0073
1993-88	L4 2.3L	Exc. 4WD		RE0059S	
1987	L4 2.3L	w/C.F.I.; 4WD; In-Tank	AFS0007P		
1987-85	L4 2.3L	w/ TBI, w/Fwd		RE0985S AFS0985S	
1994	V6 3.0L	From 6/94	RE0029P AFS0029P		RF0073
1994	V6 3.0L	To 6/94		RE0059S	

AFS = New Fuel Pump/Assembly RE0 = Remanufactured Fuel Pump/Assembly

Year	Engine	Application Description	AFS/RE0 Pump Only Number	AFS/RE0 Assembly Number	Strainer Filter Number
MERCURY (cont.)					
TRACER					
1989-88	L4 1.6L (5)		RE0327P AFS0327P		RF0021
1996-94	L4 1.8L (8)		RE0027P AFS0027P	RE0105F AFS0105F	RF0039
1993-91	L4 1.8L (8)			RE0063S AFS0063S	
1996-94	L4 1.9L (J)		RE0027P AFS0027P	RE0105F AFS0105F	RF0039
1993-91	L4 1.9L (J)			RE0063S AFS0063S	
1999	L4 2.0L (P)		RE1002P AFS1002P	RE0336S AFS0336S	RF0094
1998	L4 2.0L (P)			RE0213S AFS0213S	
1997	L4 2.0L (P)			RE0140F	
MERCURY TRUCK					
MARINER					
2008	L4 2.3L		AFS0967P		RF0094 RF0098
2007-05	L4 2.3L	w/o Onboard Refuel Vapor Recovery	AFS0967P	RE0917S AFS0917S	RF0094 RF0098
2007-05	L4 2.3L	w/ Onboard Refuel Vapor Recovery	AFS0975P	RE0916S AFS0916S	
2008	V6 3.0L		AFS0967P		RF0094 RF0098
2007-05	V6 3.0L (1)	w/o Onboard Refuel Vapor Recovery	AFS0967P	RE0917S AFS0917S	RF0094 RF0098
2007-05	V6 3.0L (1)	w/ Onboard Refuel Vapor Recovery	AFS0975P	RE0916S AFS0916S	
MONTEREY VAN					
2005-04	V6 4.2L (2)			RE0886S AFS0886S	
MOUNTAINEER					
2005-04	V6 4.0L (E;K)	From 3/1/04		RE0920S	
2004	V6 4.0L (E)	To 3/1/04		RE0876S AFS0876S	
2003	V6 4.0L (K)	To 12/02		RE0862S AFS0862S	
2003	V6 4.0L (K)	From 12/10/02	RE0999P AFS0999P	RE0861S AFS0861S	
2002	V6 4.0L (E)	Gas	RE0999P AFS0999P	RE0859S AFS0859S	
2002	V6 4.0L (K)	Flex Fuel		RE0862S AFS0862S	
2001-99	V6 4.0L (E)			RE0314S AFS0314S	RF0088
1998	V6 4.0L (E)			RE0198S AFS0198S	
2005-04	V8 4.6L (W)	w/o Wire Harness Attached to Flange		RE0918S	
2005-04	V8 4.6L (W)	w/ Wire Harness Attached to Flange		RE0919S	
2003	V8 4.6L (W)	From 12/10/02		RE0860S AFS0860S	
2002	V8 4.6L (W)	To 12/02		RE0858S AFS0858S	
2001-99	V8 5.0L (P)			RE0314S AFS0314S	RF0088

AFS = New Fuel Pump/Assembly RE0 = Remanufactured Fuel Pump/Assembly

Year	Engine	Application Description	AFS/RE0 Pump Only Number	AFS/RE0 Assembly Number	Strainer Filter Number
MERCURY TRUCK (cont.)					
MOUNTAINEER (cont.)					
1998	V8 5.0L (P)			RE0198S	
1997	V8 5.0L (P)	From 7/29/96		RE0198S AFS0198S	
VILLAGER					
1998-97	V6 3.0L (1)		RE0029P AFS0029P		RF0086
1996-93	V6 3.0L (W)			RE0070F AFS0070F	
2002-99	V6 3.3L		RE0821P		RF0086
MERKUR					
XR4TI					
1989-85	L4 2.3L	Turbo; Ext. Mntd.	AFS0001P		RF0005
MITSUBISHI					
3000GT					
1999-91	V6 3.0L	Exc. Turbo	RE0427P AFS0427P		RF0051
1999-91	V6 3.0L	w/ Turbo	RE0895P AFS0895P		RF0034
CORDIA					
1988-83	L4 1.8L	Turbo	AFS0318P		
DIAMANTE					
1996-92	V6 3.0L		RE0427P AFS0427P		RF0051
2004-97	V6 3.5L		RE0427P AFS0427P		RF0051
ECLIPSE					
1994-91	L4 1.8L	From 2/91	RE0427P AFS0427P		RF0051
1991-90	L4 1.8L	To 1/91	RE0327P AFS0327P		RF0034
1999-98	L4 2.0L	FWD; Turbo	AFS0461P		RF0051
1999-98	L4 2.0L	w/o Turbo	RE0427P AFS0427P	RE0297F AFS0297F	RF0051
1998	L4 2.0L	Turbo	AFS0461P		RF0051
1997-95	L4 2.0L	AWD; Turbo	AFS0461P		RF0051
1997-95	L4 2.0L	FWD; Turbo	RE0427P AFS0461P	RE0297F AFS0297F	RF0051
1997-95	L4 2.0L	FWD, w/o Turbo		RE0297F AFS0297F	
1994	L4 2.0L	w/o Turbo	RE0427P AFS0427P		RF0051
1994-90	L4 2.0L	Turbo	RE0327P AFS0327P		RF0034
1993-92	L4 2.0L	w/o Turbo; w/ 1.50" Diameter Pump	RE0427P AFS0427P		RF0051
1993-92	L4 2.0L	w/ 2" Diameter Pump	RE0327P AFS0327P		RF0051
1991	L4 2.0L	To 1/91	RE0327P AFS0327P		RF0034
1991-90	L4 2.0L	w/o Turbo; From 2/91	RE0427P AFS0427P		RF0051
2005-03	L4 2.4L		RE0427P AFS0427P		RF0099
2002-00	L4 2.4L (G)	To 1/02	AFS0925P		RF0099

AFS = New Fuel Pump/Assembly RE0 = Remanufactured Fuel Pump/Assembly

Year	Engine	Application Description	AFS/RE0 Pump Only Number	AFS/RE0 Assembly Number	Strainer Filter Number
MITSUBISHI (cont.)					
ECLIPSE (cont.)					
1999-97	L4 2.4L		RE0427P AFS0427P		RF0051
1996	L4 2.4L		RE0427P AFS0427P	RE0297F	RF0051
2005-00	V6 3.0L		AFS0925P		RF0099
GALANT					
1993-91	L4 2.0L		RE0427P AFS0427P		RF0051
1990-89	L4 2.0L		RE0327P AFS0327P		RF0034
2008-06	L4 2.4L		RE0729P AFS0729P		RF0103
2004-99	L4 2.4L		AFS0925P		RF0099
1998-96	L4 2.4L	Calif.	RE0427P AFS0427P		RF0051
1998-96	L4 2.4L	Exc. Calif.	RE0427P AFS0427P	RE0297F AFS0297F	RF0051
1995	L4 2.4L		RE0427P AFS0427P	RE0297F AFS0297F	RF0051
1994	L4 2.4L	DOHC; SOHC	RE0427P AFS0427P	RE0297F AFS0297F	RF0051
1987-85	L4 2.4L		RE0327P AFS0327P		RF0034
2003-99	V6 3.0L		AFS0925P		RF0099
MIRAGE					
2002-90	L4 1.5L		RE0725P AFS0725P		RF0051
1989	L4 1.5L		RE0327P AFS0327P		RF0021
1992-91	L4 1.6L		RE0427P AFS0427P		RF0051
1989	L4 1.6L	Turbo	RE0327P AFS0327P		RF0021
1988-85	L4 1.6L	Turbo	AFS0205P		RF0021
2002-93	L4 1.8L		RE0427P AFS0427P		RF0051
PRECIS					
1993-90	L4 1.5L	To 3/20/93	RE0415P AFS0415P		RF0050
SIGMA					
1990-88	V6 3.0L		RE0327P AFS0327P		RF0034
TREDIA					
1988-84	L4 1.8L	Turbo	AFS0318P		
MITSUBISHI TRUCK					
EXPO, EXPO LRV					
1994-92	L4 1.8L	LRV	RE0427P AFS0427P		RF0051
1995-92	L4 2.4L		RE0427P AFS0427P		RF0051
1994-93	L4 2.4L	LRV	RE0427P AFS0427P		RF0051

AFS = New Fuel Pump/Assembly RE0 = Remanufactured Fuel Pump/Assembly

Year	Engine	Application Description	AFS/RE0 Pump Only Number	AFS/RE0 Assembly Number	Strainer Filter Number
MITSUBISHI TRUCK (cont.)					
MIGHTY MAX					
1996-91	L4 2.4L		RE0427P AFS0427P		RF0051
1990	L4 2.4L		AFS0205P		RF0034
1994-91	V6 3.0L		RE0427P AFS0427P		RF0051
1990	V6 3.0L		AFS0205P		RF0034
MONTERO					
1996-92	V6 3.0L		RE0427P AFS0427P		RF0051
1991-89	V6 3.0L		AFS0205P		RF0034
2002-01	V6 3.5L		RE1089P AFS1089P		RF0093
2000-99	V6 3.5L		RE0887P AFS0887P		RF0094
1998-94	V6 3.5L		AFS0427P		
MONTERO SPORT					
1999	L4 2.4L		RE0887P AFS0887P		RF0094
1998-97	L4 2.4L	SOHC	RE0427P AFS0427P		RF0051
2003-02	V6 3.0L		RE0887P AFS0887P		RF0094
2001-99	V6 3.0L	To 10/00	RE0887P AFS0887P		RF0094
1998-97	V6 3.0L		RE0427P AFS0427P		RF0051
2003-94	V6 3.5L		RE0887P AFS0887P		RF0094
RAIDER					
2009-06	V6 3.7L		RE1033P AFS1033P	AFS0930S	
2007-06	V8 4.7L		RE1033P AFS1033P	AFS0930S	
VAN					
1990-87	L4 2.4L		AFS0205P		RF0034
NISSAN					
200SX					
1998-95	L4 1.6L	GA16DE	RE0427P AFS0427P		RF0114
1986-84	L4 1.8L	CA18ET, Turbo	RE1073P		
1998-95	L4 2.0L	SR20DE	RE0427P AFS0427P		RF0114
1988-84	L4 2.0L	CA20E	RE1073P		
1988-87	V6 3.0L	VG30E	RE1073P		
240SX					
1998-95	L4 2.4L	KA24DE	AFS0355P		RF0080
1994-91	L4 2.4L	KS24DE	AFS0355P		RF0062
1990-89	L4 2.4L	KA24E	AFS0355P		RF0062
280Z, 280ZX					
1983-75	L6 2.8L	L28E, L28T	AFS0322P		

AFS = New Fuel Pump/Assembly RE0 = Remanufactured Fuel Pump/Assembly

Year	Engine	Application Description	AFS/RE0 Pump Only Number	AFS/RE0 Assembly Number	Strainer Filter Number
NISSAN (cont.)					
300ZX					
1996-90	V6 3.0L	VG30D-2 Seater; Exc. Turbo	AFS0597P		
1996-90	V6 3.0L	VG30D-4 Seater; Exc. Turbo	AFS0598P		
1996-90	V6 3.0L	VG30DTT-Turbo	AFS0599P		
1989-84	V6 3.0L	VG30. w/o Turbo	RE1073P		
1989-84	V6 3.0L	VG30T. Turbo	RE1073P		
350Z					
2009-03	V6 3.5L	VQ35DE		RE1090S AFS1090S	
810					
1981-77	L6 2.4L	L24E Exc. Calif.	AFS0322P		
ALTIMA					
2001-96	L4 2.4L	KA24DE; From 10/95	RE0427P AFS0427P		RF0114
1996-93	L4 2.4L	KA24DE; To 10/95	AFS0662P		
2003-02	L4 2.5L	QR25DE		RE1085S AFS1085S	
2000-98	V6 3.3L (G)	Flex Fuel		RE1028S AFS1028S	
2003-02	V6 3.5L	VQ35DE		RE1085S AFS1085S	
MAXIMA					
1984-81	L6 2.4L		AFS0322P		
2001-00	V6 3.0L	VQ30DE	RE0894P AFS0894P		RF0090
1999-95	V6 3.0L	VQ30DE; DOHC; 24 Valve	RE0427P AFS0427P		RF0083
1994-92	V6 3.0L	VE30DE; DOHC; 24 Valve	AFS0355P		RF0062
2003-02	V6 3.5L	VQ35DE	RE0894P AFS0894P		RF0067
MULTI					
1988-86	L4 2.0L	CA20E 2WD; Ext. Mntd. Canadian Only	AFS0322P		
Pulsar NX					
1993-91	L4 1.6L	GA16DE	AFS0462P		
1990-89	L4 1.6L	GA16I	RE1044P AFS1044P		
1988	L4 1.6L	E16I, SOHC	RE1044P AFS1044P		
1989-88	L4 1.8L	CA18DE	RE1044P AFS1044P		
1993-91	L4 2.0L	SRD20E	AFS0462P		
SENTRA					
1999-95	L4 1.6L	GA16DE; Japan Built	RE0427P AFS0427P		RF0114
1994-91	L4 1.6L	GA16DE	AFS0462P		
1990-89	L4 1.6L	GA16I, FWD	RE1044P AFS1044P		
2002	L4 1.8L	QG18DE	RE1078P AFS1078P		
2001-00	L4 1.8L	w/ Clean Air Vehicle	RE0887P AFS0887P		RF0067
2001-00	L4 2.0L	SR20DE	RE1078P AFS1078P		
1999-98	L4 2.0L	SR20DE	RE0427P AFS0427P		RF0114
1994-91	L4 2.0L	SRD20E	AFS0462P		

AFS = New Fuel Pump/Assembly RE0 = Remanufactured Fuel Pump/Assembly

Year	Engine	Application Description	AFS/RE0 Pump Only Number	AFS/RE0 Assembly Number	Strainer Filter Number
NISSAN (cont.)					
STANZA					
1988-87	L4 2.0L	CA20E Wagon; 2WD	AFS0322P		
1988-87	L4 2.0L	CA20E, In-Tank, Sedan, FWD	RE1040P AFS1040P		
1985-84	L4 2.0L	CA20E Sedan; Ext. Mntd.	AFS0322P		
1992-90	L4 2.4L	KA24E	AFS0355P		RF0034
NISSAN TRUCK					
620 PICKUP					
1979-77	L4 2.0L	L20B Elect. Pump	AFS0324P		
720 PICKUP					
1985-83	L4 2.0L	Z20 Carb.	AFS0479P		
1982-81	L4 2.2L	Z22 Elect. Pump	AFS0479P		
1986	L4 2.4L	Z24i; Fuel Injected	AFS0322P		
1986-83	L4 2.4L	Z24 Carb.	AFS0479P		
ARMADA					
2006-05	V8 5.6L			AFS0944S	
AXXESS					
1991-90	L4 2.4L	KA24E 2WD	AFS0355P		RF0061
1991-90	L4 2.4L	KA24E 4WD	AFS0355P		RF0070
FRONTIER					
2010-05	L4 2.5L			AFS0952S	
2004-01	L4 2.4L	KA24DE	RE0427P AFS0427P		RF0085
2000-98	L4 2.4L	KA24DE; w/o Low Fuel Warning	RE0427P		RF0085
2004-99	V6 3.3L	VG33E	AFS0926P		RF0083
2011-05	V6 4.0L			AFS0952S	
PATHFINDER					
1988-87	L4 2.4L	Z24i	AFS0358P		
1995-90	V6 3.0L	VG30E	AFS0358P		
1989-87	V6 3.0L	VG30	AFS0358P		
2000	V6 3.3L	VG33E	RE1079P	AFS1079P	RF0083
1999	V6 3.3L	VG33E; From 4/98	RE1079P	AFS1079P	RF0083
1999-96	V6 3.3L	VG33E; To 4/98	RE0427P AFS0427P		RF0083
2004-01	V6 3.5L	VQ35DE	RE1080P AFS1080P		RF0083
2011-05	V6 4.0L			AFS0952S	
2010-08	V8 5.6L			AFS0953S	
PICKUP, D21 PICKUP					
1997-96	L4 2.4L	KA24E	RE0427P AFS0427P		RF0085
1995	L4 2.4L	KA24E 2WD	RE0427P AFS0427P		RF0085
1995	L4 2.4L	KA24E; 4WD; To 12/94	AFS0329P		RF0046
1995	L4 2.4L	KA24E 4WD From 12/94	RE0427P AFS0427P		RF0085
1994	L4 2.4L	KA24E; Japan Built	AFS0503P		
1994	L4 2.4L	KA24E; USA Built;	AFS0329P		RF0046
1993-90	L4 2.4L	KA24E; Japan Built	AFS0503P		
1993-90	L4 2.4L	KA24E; USA Built;	AFS0329P		RF0046
1989-88	L4 2.4L	Z24i; USA Built	AFS0329P		RF0046
1989-86	L4 2.4L	Z24i; Japan Built	AFS0503P		
1996-95	V6 3.0L	VG30E; 2WD	AFS0329P		RF0046
1996-95	V6 3.0L	VG30E 4WD	AFS0503P		
1994	V6 3.0L		AFS0503P		

AFS = New Fuel Pump/Assembly RE0 = Remanufactured Fuel Pump/Assembly

Year	Engine	Application Description	AFS/RE0 Pump Only Number	AFS/RE0 Assembly Number	Strainer Filter Number
NISSAN TRUCK (cont.)					
PICKUP, D21 PICKUP (cont.)					
1993-92	V6 3.0L	VG30E; From 1/92	AFS0503P		
1992-90	V6 3.0L	VG30E; USA Built; To 1/92; Exc. King Cab	AFS0329P		RF0046
1992-90	V6 3.0L	VG30E; Japan Built; To 1/92; Exc. King Cab	AFS0503P		
1992-90	V6 3.0L	VG30E; King Cab	AFS0503P		
1989-86	V6 3.0L	VG30; Japan Built	AFS0503P		
QUEST					
1998-93	V6 3.0L	VG30E	RE0028P AFS0028P		RF0019
2002-99	V6 3.3L	VG33E	RE0887P AFS0887P		RF0086
TITAN					
2007-04	V8 5.6L			RE0946S AFS0944S	
XTERRA					
2004-00	L4 2.4L	KA24DE	AFS0926P		RF0083
2004-02	V6 3.3L	VG33E, VG33ER	AFS0926P		RF0083
2011-05	V6 4.0L			AFS0952S	
OLDSMOBILE					
88, CUSTOM CRUISER, DELTA 88, EIGHTY EIGHT					
1986	V6 3.0L (L)		RE0206P AFS0206P		RF0002
1999-95	V6 3.8L (K)	Delta 88	RE0212P AFS0212P		RF0011
1995	V6 3.8L (1)	Supercharged 88	AFS0211P		RF0012
1994	V6 3.8L (L)	88 w/CRC on Sender	RE0212P AFS0212P		RF0011
1994	V6 3.8L (L)	88 w/CAC on Sender	RE0214P AFS0214P		RF0011
1993	V6 3.8L (L)	88	RE0214P AFS0214P		RF0011
1992	V6 3.8L (L)	Delta 88	AFS0205P		RF0012
1991-90	V6 3.8L (C)	88	AFS0205P		RF0012
1989	V6 3.8L (C)	88 w/CPJ; CPK; or CPV on Wiring Harness	RE0206P AFS0206P		RF0002
1989	V6 3.8L (C)	88 w/CPL on Wiring Harness	AFS0205P		RF0012
1988	V6 3.8L (C:3)	Delta 88; w/CPB or CPC on Wiring Harness	AFS0205P		RF0012
1988	V6 3.8L (C:3)	Delta 88; w/CPD; CPE; or HEL on Wiring Harness	RE0206P AFS0206P		RF0002
1987-86	V6 3.8L (3)		RE0206P AFS0206P		RF0002
98, NINETY EIGHT, REGENCY					
1998-95	V6 3.8L (K)	98 Regency	RE0212P AFS0212P		RF0011
1995-92	V6 3.8L (1)	Ninety Eight w/ Supercharge	AFS0211P		RF0012
1994	V6 3.8L (L)	98; w/ CRC on Sender	RE0212P AFS0212P		RF0011
1994	V6 3.8L (L)	98; w/ CAC on Sender	RE0214P AFS0214P		RF0011
1993	V6 3.8L (L)		RE0214P AFS0214P		RF0011
1992-91	V6 3.8L (L)		AFS0205P		RF0012
1992-91	V6 3.8L (L)	Code CAB, CPZ		RE1013S AFS1013S	
1990-89	V6 3.8L (C)		AFS0205P		RF0012
1988	V6 3.8L (C)	w/CPB or CPC on Wiring Harness	AFS0205P		RF0012

AFS = New Fuel Pump/Assembly REO = Remanufactured Fuel Pump/Assembly

Year	Engine	Application Description	AFS/REO Pump Only Number	AFS/REO Assembly Number	Strainer Filter Number
OLDSMOBILE (cont.)					
98, NINETY EIGHT, REGENCY (cont.)					
1988	V6 3.8L (C)	w/HEL or HEM on Wiring Harness	RE0206P AFS0206P		RF0002
1987	V6 3.8L (3)		RE0206P AFS0206P		RF0002
1986	V6 3.8L (B)		RE0206P AFS0206P		RF0002
1985	V6 3.8L		RE0206P AFS0206P		RF0002
ACHIEVA					
1995	L4 2.3L (D)		RE0216P AFS0216P	RE0234S AFS0234S	RF0003 RF0010
1994-93	L4 2.3L (A;D;3)		RE0216P AFS0216P	RE0234S AFS0234S	RF0003 RF0010
1992	L4 2.3L (A;D;3)			RE0233S AFS0233S	
1998-96	L4 2.4L (T)			RE0235S AFS0235S	
1998-96	V6 3.1L (M)			RE0235S AFS0235S	
1995-94	V6 3.1L (M)		RE0216P AFS0216P	RE0234S AFS0234S	RF0003 RF0010
1993	V6 3.3L (N)		RE0216P AFS0216P	RE0234S AFS0234S	RF0003 RF0010
1992	V6 3.3L (N)			RE0233S AFS0233S	
ALERO					
2004-02	L4 2.2L (F)			RE0544S AFS0544S	
2001-00	L4 2.4L (T)			RE0544S AFS0544S	
1999	L4 2.4L (T)			RE0434S AFS0434S	
2004-00	V6 3.4L (E)			RE0544S AFS0544S	
1999	V6 3.4L (E)			RE0434S AFS0434S	
AURORA					
2002-01	V6 3.5L (H)			RE0548S AFS0548S	
2003-01	V8 4.0L (C)			RE0548S AFS0548S	
1999-98	V8 4.0L (C)			RE0547S AFS0547S	
1997	V8 4.0L (C)			RE0423S AFS0423S	
1996-95	V8 4.0L (C)			RE0413S AFS0413S	
CALAIS, CUTLASS CALAIS					
1991	L4 2.3L (D)		RE0207P AFS0207P		RF0002
1991-89	L4 2.3L (A)		RE0207P AFS0207P		RF0002
1990-87	L4 2.3L (D)		RE0206P AFS0206P		RF0002
1991-88	L4 2.5L (U)		RE0204P AFS0204P		RF0002

AFS = New Fuel Pump/Assembly RE0 = Remanufactured Fuel Pump/Assembly

Year	Engine	Application Description	AFS/RE0 Pump Only Number	AFS/RE0 Assembly Number	Strainer Filter Number
OLDSMOBILE (cont.)					
CALAIS, CUTLASS CALAIS (cont.)					
1991	V6 3.3L (N)		RE0207P AFS0207P		RF0002
1990-89	V6 3.3L (N)		RE0206P AFS0206P		RF0002
CIERA, CUTLASS CIERA					
1996-93	L4 2.2L (4)		RE0212P AFS0212P		RF0011
1992-89	L4 2.5L (R)		RE0204P AFS0204P		RF0002
1988	L4 2.5L (R)	w/APH on Wiring Harness	RE0206P AFS0206P		RF0002
1988	L4 2.5L (R)	w/ARA on Wiring Harness	AFS0205P		RF0012
1987-86	L4 2.5L (R)		RE0220P AFS0220P		RF0002
1985	L4 2.5L (R)	w/o Digital	RE0219P AFS0219P		RF0002
1985	L4 2.5L (R)	w/Digital	RE0220P AFS0220P		RF0002
1984	L4 2.5L (R)		RE0219P AFS0219P		RF0001
1983-82	L4 2.5L (R)	w/T.B.I.	RE0219P AFS0219P		RF0001
1989	V6 2.8L	2 Dr. Coupe, 4 Dr. Sedan		RE1015S AFS1015S	
1989-87	V6 2.8L (W)	Exc. Wagon	RE0206P AFS0206P		RF0002
1989-87	V6 2.8L (W)	Wagon	AFS0205P		RF0012
1985	V6 3.0L				RF0002
1996-94	V6 3.1L (M)		RE0212P AFS0212P		RF0011
1993	V6 3.3L (N)		RE0212P AFS0212P		RF0011
1992-89	V6 3.3L	2 Dr. Coupe, 4 Dr. Sedan		RE1015S AFS1015S	
1992-89	V6 3.3L (N)	Exc. Wagon	RE0206P AFS0206P		RF0002
1992-89	V6 3.3L (N)	Wagon	AFS0205P		RF0012
1988-87	V6 3.8L (3)	Exc. Wagon	RE0220P AFS0220P		RF0002
1988-87	V6 3.8L (3)	Wagon	RE0204P AFS0204P		RF0012
1986	V6 3.8L (B)		RE0206P AFS0206P		RF0002
1986	V6 3.8L (W)	w/M.F.I.	RE0206P AFS0206P		RF0002
1986-84	V6 3.8L (3)	3 Dr.	RE0206P AFS0206P		RF0002
CUTLASS, (CRUISER, SALON, SUPREME), VISTA CRUISER					
1991	L4 2.3L (D)	Cutlass Supreme	RE0207P AFS0207P		RF0005
1999-98	V6 3.1L (M)			RE0434S AFS0434S	
1997	V6 3.1L (M)	Cutlass		RE0529S AFS0529S	
1997-94	V6 3.1L (M)	Cutlass; Cutlass Supreme	RE0207P AFS0207P		RF0001

AFS = New Fuel Pump/Assembly RE0 = Remanufactured Fuel Pump/Assembly

Year	Engine	Application Description	AFS/RE0 Pump Only Number	AFS/RE0 Assembly Number	Strainer Filter Number
OLDSMOBILE (cont.)					
CUTLASS, (CRUISER, SALON, SUPREME), VISTA CRUISER (cont.)					
1993	V6 3.1L (M;T)	Cutlass; Cutlass Supreme	RE0207P AFS0207P		RF0001
1992-90	V6 3.1L (T)	Cutlass Supreme	RE0207P AFS0207P		RF0005
1996-93	V6 3.4L (X)	Cutlass; Cutlass Supreme	RE0207P AFS0207P		RF0001
1992-91	V6 3.4L (X)	Cutlass Supreme	RE0207P AFS0207P		RF0005
FIRENZA					
1986-85	L4 1.8L		RE0220P AFS0220P		RF0002
1984-83	L4 1.8L		RE0219P AFS0219P		RF0003
1982	L4 1.8L (O)	Fuel Inj.	RE0219P AFS0219P		RF0002
1988	L4 2.0L (K)		RE0204P AFS0204P		RF0002
1988-87	L4 2.0L (1)		RE0204P AFS0204P		RF0002
1987	L4 2.0L (K)		RE0220P AFS0220P		RF0002
1986-85	L4 2.0L		RE0220P AFS0220P		RF0002
1984	L4 2.0L (P)		RE0219P AFS0219P		RF0003
1983	L4 2.0L (P)	Exc. Canada	RE0219P AFS0219P		RF0003
1987-85	V6 2.8L (W)		RE0206P AFS0206P		RF0002
INTRIGUE					
2002-01	V6 3.5L (H)			RE0759S AFS0759S	
2000-99	V6 3.5L (H)			RE0406S AFS0406S	
1999-98	V6 3.8L (K)			RE0406S AFS0406S	
LSS					
1999-96	V6 3.8L (1)		RE0217P AFS0217P		RF0002
1999-96	V6 3.8L (K)		RE0212P AFS0212P		RF0011
OMEGA					
1984	L4 2.5L (R)		RE0219P AFS0219P		RF0001
1983-82	L4 2.5L (R)	w/ T.B.I.	RE0219P AFS0219P		RF0001
TORONADO					
1992-91	V6 3.8L (L)		RE0207P AFS0207P		RF0006
1990-88	V6 3.8L (C)		RE0206P AFS0206P		RF0006
1987	V6 3.8L (3)		RE0206P AFS0206P		RF0006
1986	V6 3.8L (B)		RE0206P AFS0206P		RF0002

AFS = New Fuel Pump/Assembly RE0 = Remanufactured Fuel Pump/Assembly

Year	Engine	Application Description	AFS/RE0 Pump Only Number	AFS/RE0 Assembly Number	Strainer Filter Number
OLDSMOBILE TRUCK					
BRAVADA					
2004-03	L6 4.2L (S)			RE0893S AFS0893S	
2002	4.2L, (S)			RE0893S AFS0893S	
2001-99	V6 4.3L (W)			RE0481S AFS0481S	
1998	V6 4.3L (W)	w/ 18 Gallon Tank		RE0481S AFS0481S	
1998-97	V6 4.3L (W)	Exc. 18 Gallon Tank		RE0545S AFS0545S	
1996	V6 4.3L (W)			RE0240S AFS0240S	
1994-92	V6 4.3L (W)	CPI	RE0209P AFS0209P	AFS0780S	RF0004
1992-91	V6 4.3L (Z)	TBI	RE0220P AFS0220P	AFS0846S	RF0004
SILHOUETTE					
1994-90	V6 3.1L (D)		RE0220P AFS0220P		RF0005
1994-90	V6 3.1L (D)	w/ Harness Code UAG		AFS0800S	
2004	V6 3.4L (E)			RE0831S AFS0831S	
2004	V6 3.4L (E)	Extended		RE0829S AFS0829S	
2004-02	V6 3.4L (E)	Standard		RE0830S AFS0830S	
2003-02	V6 3.4L (E)	Extended or AWD		RE0831S AFS0831S	
2001-98	V6 3.4L (E)			RE0546S AFS0546S	
1997	V6 3.4L (E)			RE0463S AFS0463S	
1996	V6 3.4L (E)		RE0207P AFS0207P		RF0001
1995	V6 3.8L (D)	w/ Harness Code UAF-22		AFS0799S	
1995-92	V6 3.8L (L)		RE0207P AFS0207P		RF0001
1994-92	V6 3.8L (D)	w/o Flex Fuel; w/ Harness Code UAF-22		AFS0799S	
PEUGEOT					
505					
1991-89	L4 2.2L	Turbo	RE1050P AFS1050P		
1991-87	L4 2.2L	505, DL	RE1050P AFS1050P		
1988-85	L4 2.2L	Turbo	RE1050P AFS1050P		
1989-87	V6 2.8L	505	RE1050P AFS1050P		
PLYMOUTH					
ACCLAIM					
1995-91	L4 2.5L (K)	Exc. Flex Fuel		RE0268F AFS0268F	
1994-93	L4 2.5L (V)	Flex Fuel		RE0490F	
1991	L4 2.5L (J)	Turbo		RE0268F AFS0268F	

AFS = New Fuel Pump/Assembly RE0 = Remanufactured Fuel Pump/Assembly

Year	Engine	Application Description	AFS/RE0 Pump Only Number	AFS/RE0 Assembly Number	Strainer Filter Number
PLYMOUTH (cont.)					
ACCLAIM (cont.)					
1990-89	L4 2.5L (J)	Turbo		RE0288F AFS0288F	
1990-89	L4 2.5L (K)	Exc. Turbo		RE0287F AFS0287F	
1995-91	V6 3.0L (3)			RE0268F AFS0268F	
1990-89	V6 3.0L (3)			RE0288F AFS0288F	
BREEZE					
2000-98	L4 2.0L (C)			RE0500S AFS0500S	
1997-96	L4 2.0L (C)	SOHC		RE0301S AFS0301S	
2000-98	L4 2.4L (X)			RE0500S AFS0500S	
1997-96	L4 2.4L (X)			RE0301S AFS0301S	
CARAVELLE					
1988-86	L4 2.2L	Turbo		RE0288F AFS0288F	
1988-86	L4 2.2L	w/E.F.I.; Non-Turbo		RE0287F AFS0287F	
1985	L4 2.2L	w/E.F.I.; Non-Turbo	RE1027P AFS1027P		
1985	L4 2.2L	w/ T.B.I.	RE1027P AFS1027P		
1988-86	L4 2.5L	w/E.F.I.; Non-Turbo		RE0287F AFS0287F	
COLT, COLT VISTA					
1994-91	L4 1.5L (A)		RE0427P AFS0427P		RF0051
1990-89	L4 1.5L (X)		RE0327P AFS0327P		RF0021
1988	L4 1.5L	Fuel Inj. Wagon	AFS0205P		RF0021
1990-89	L4 1.6L (Y)	DOHC	RE0327P AFS0327P		RF0021
1990-89	L4 1.6L (Z)	Turbo	RE0327P AFS0327P		RF0021
1988-85	L4 1.6L (F)	Turbo	AFS0205P		RF0021
1984	L4 1.6L	Turbo	AFS0318P		
1994-93	L4 1.8L (C)		RE0427P AFS0427P		RF0051
1994-93	L4 1.8L (C)	2WD	RE0427P AFS0427P		RF0051
1994-93	L4 1.8L (C)	4WD	RE0427P AFS0427P		RF0051
1992	L4 1.8L (D)	2WD	RE0427P AFS0427P		RF0051
1992	L4 1.8L (D)	4WD	RE0427P AFS0427P		RF0051
1990-89	L4 1.8L (T)	Wagon	AFS0205P		RF0021
1991-89	L4 2.0L (V)	2WD	AFS0205P		RF0034
1990-89	L4 2.0L (V)	4WD	AFS0205P		RF0034
1988	L4 2.0L (D)		AFS0205P		RF0034
1987	L4 2.0L	T.B.I.; After 11/86; FWD & 4WD; w/Ext. Mntd. Elect. Pump	AFS0318P		
1987	L4 2.0L	E.F.I.; w/In Tank Pump	AFS0205P		RF0034

AFS = New Fuel Pump/Assembly RE0 = Remanufactured Fuel Pump/Assembly

Year	Engine	Application Description	AFS/RE0 Pump Only Number	AFS/RE0 Assembly Number	Strainer Filter Number
PLYMOUTH (cont.)					
COLT, COLT VISTA (cont.)					
1994-93	L4 2.4L (G)	2WD	RE0427P AFS0427P		RF0051
1994-93	L4 2.4L (G)	4WD	RE0427P AFS0427P		RF0051
1992	L4 2.4L (W)	2WD	RE0427P AFS0427P		RF0051
1992	L4 2.4L (W)	4WD	RE0427P AFS0427P		RF0051
CONQUEST					
1986-84	L4 2.6L		AFS0318P		
HORIZON, TC3					
1990-88	L4 2.2L	Exc. Turbo	RE0257P AFS0257P		RF0020
LASER					
1994-92	L4 1.8L	w/1 1/2" Dia. Pump	RE0427P AFS0427P		RF0051
1994-92	L4 1.8L	w/2" Dia. Pump	RE0327P AFS0327P		RF0034
1991-90	L4 1.8L		RE0327P AFS0327P		RF0034
1994-92	L4 2.0L	Turbo	RE0327P AFS0327P		RF0034
1994-92	L4 2.0L	w/1 1/2" Dia. Pump	RE0427P AFS0427P		RF0051
1994-92	L4 2.0L	w/2" Dia. Pump	RE0327P AFS0327P		RF0034
1991-90	L4 2.0L	Includes Turbo	RE0327P AFS0327P		RF0034
NEON					
2001	L4 2.0L (C)			RE0811S AFS0811S	
2000	L4 2.0L (C)			RE0763S AFS0763S	
1999-98	L4 2.0L (C;Y)			RE0307S AFS0307S	
1997-96	L4 2.0L (C;Y)	w/o Plastic Tank		RE0292S AFS0292S	
1997-96	L4 2.0L (C;Y)	w/ Plastic Tank		RE0307S AFS0307S	
1995	L4 2.0L (C;Y)			RE0292S AFS0292S	
RELIANT					
1989-86	L4 2.2L	w/E.F.I.; Non-Turbo		RE0287F AFS0287F	
1986	L4 2.2L	Turbo		RE0288F AFS0288F	
1989-86	L4 2.5L	w/E.F.I.; Non-Turbo		RE0287F AFS0287F	
SUNDANCE					
1994-91	L4 2.2L (D)			RE0268F AFS0268F	
1990-87	L4 2.2L	w/E.F.I.; Non-Turbo		RE0287F AFS0287F	
1988-87	L4 2.2L	Turbo		RE0288F AFS0288F	

AFS = New Fuel Pump/Assembly RE0 = Remanufactured Fuel Pump/Assembly

Year	Engine	Application Description	AFS/RE0 Pump Only Number	AFS/RE0 Assembly Number	Strainer Filter Number
PLYMOUTH (cont.)					
SUNDANCE (cont.)					
1994-91	L4 2.5L (K)			RE0268F AFS0268F	
1992-91	L4 2.5L (J)	Turbo		RE0268F AFS0268F	
1990-89	L4 2.5L (J)	Turbo		RE0288F AFS0288F	
1990-88	L4 2.5L	w/E.F.I.; Non-Turbo		RE0287F AFS0287F	
1994-92	V6 3.0L (3)			RE0268F AFS0268F	
PLYMOUTH TRUCK					
VOYAGER, GRAND VOYAGER					
2000-96	L4 2.4L (B)			RE0304S AFS0304S	
1995-94	L4 2.5L (K)	2WD		RE0294S AFS0294S	
1995-94	L4 2.5L (K)	4WD		RE0280S	
1993-91	L4 2.5L (K)	2WD		RE0265S AFS0265S	
1993-91	L4 2.5L (K)	4WD: w/ 5 Pin Electric Connector		RE0264S	
1993-91	L4 2.5L (K)	AWD w/ 3 Pin Connector		RE0280S	
1990-89	L4 2.5L (G;K)	Exc. Turbo		RE0286F	
1990-89	L4 2.5L (J)	Turbo		RE0291F AFS0291F	
1987-84	L4 2.6L	In-Tank	RE1038P AFS1038P		RF0014
2000-96	V6 3.0L (3)			RE0304S AFS0304S	
1995-94	V6 3.0L (3)	2WD		RE0294S AFS0294S	
1995-94	V6 3.0L (3)	4WD		RE0280S AFS0280S	
1993-91	V6 3.0L (3)	2WD		RE0265S AFS0265S	
1993-91	V6 3.0L (3)	4WD: w/ 5 Pin Electric Connector		RE0264S	
1993-91	V6 3.0L (3)	AWD w/ 3 Pin Connector		RE0280S	
1990-87	V6 3.0L (3)			RE0291F AFS0291F	
2000-98	V6 3.3L (G)	Flex Fuel		RE1028S AFS1028S	
2000-96	V6 3.3L (R)			RE0304S AFS0304S	
1995-94	V6 3.3L (R)	AWD		RE0280S AFS0280S	
1995-94	V6 3.3L (R;T)	2WD		RE0294S AFS0294S	
1993-91	V6 3.3L (R)	2 WD		RE0265S AFS0265S	
1993-91	V6 3.3L (R)	4WD; w/ 5 Pin Electric Connector		RE0264S AFS0264S	
1993-91	V6 3.3L (R)	AWD w/ 3 Pin Connector		RE0280S AFS0280S	
1990	V6 3.3L (R)			RE0291F AFS0291F	
1999-96	V6 3.8L (L)			RE0304S AFS0304S	

AFS = New Fuel Pump/Assembly RE0 = Remanufactured Fuel Pump/Assembly

Year	Engine	Application Description	AFS/RE0 Pump Only Number	AFS/RE0 Assembly Number	Strainer Filter Number
PLYMOUTH TRUCK (cont.)					
VOYAGER, GRAND VOYAGER (cont.)					
1995-94	V6 3.8L (L)	2WD		RE0294S AFS0294S	
1995-94	V6 3.8L (L)	4WD		RE0280S	
PONTIAC					
6000					
1991-89	L4 2.5L (R)		RE0204P AFS0204P		RF0002
1988	L4 2.5L (R)	1st Design-w/ APH On Wiring Harness	RE0220P AFS0220P		RF0002
1988	L4 2.5L (R)	2nd Design-w/ ARA on Wiring Harness	RE0204P AFS0204P		RF0002
1987-86	L4 2.5L (R)		RE0220P AFS0220P		RF0002
1989	V6 2.8L	4 Dr. Sedan		RE1015S AFS1015S	
1989-87	V6 2.8L (W)	Exc. Wagon	RE0206P AFS0206P		RF0002
1989-87	V6 2.8L (W)	Wagon	AFS0205P		RF0012
1991-90	V6 3.1L	4 Dr. Sedan		RE1015S AFS1015S	
1991-90	V6 3.1L (T)	Exc. Wagon	RE0206P AFS0206P		RF0002
1991-90	V6 3.1L (T)	Wagon	AFS0205P		RF0012
1989-88	V6 3.1L (T)	Sedan 4WD	RE0202P AFS0202P		RF0001
BONNEVILLE					
2005-01	V6 3.8L (K)			RE0548S AFS0548S	
2003-01	V6 3.8L (1)	Supercharged		RE0401S	
2000	V6 3.8L (1)	Supercharged; 1st Design to VIN# Y4120923		RE0547S AFS0547S	
2000	V6 3.8L (1)	Supercharged; 2nd Design After VIN# Y4120924		RE0403S AFS0403S	
2000	V6 3.8L (K)	1st Design; To VIN #Y4120965		RE0547S AFS0547S	
2000	V6 3.8L (K)	2nd Design; After VIN #Y4120965		RE0548S AFS0548S	
2000-98	V6 3.8L (1)	Supercharged		RE0456S AFS0456S	
1999-96	V6 3.8L (1)	Supercharged	RE0217P AFS0217P		RF0002
1999-95	V6 3.8L (K)		RE0212P AFS0212P		RF0011
1997	V6 3.8L (1)	1st Design; w/ Module Code WFL; Supercharged		RE0426S	
1997	V6 3.8L (1)	2nd Design, w/ Module Code WFP, Supercharged		RE0467S AFS0467S	
1995-92	V6 3.8L (1)	Supercharged	AFS0211P		RF0012
1994	V6 3.8L (L)	w/CRC on Sender	RE0212P AFS0212P		RF0011
1994	V6 3.8L (L)	w/CAC on Sender	RE0214P AFS0214P		RF0011
1993	V6 3.8L (L)		RE0214P AFS0214P		RF0011
1992	V6 3.8L (L)		AFS0205P		RF0012
1991-90	V6 3.8L (C)		AFS0205P		RF0012

AFS = New Fuel Pump/Assembly RE0 = Remanufactured Fuel Pump/Assembly

Year	Engine	Application Description	AFS/RE0 Pump Only Number	AFS/RE0 Assembly Number	Strainer Filter Number
PONTIAC (cont.)					
BONNEVILLE (cont.)					
1989	V6 3.8L (C)	w/CPJ, CPK, or CPV on Wiring Harness	RE0206P AFS0206P		RF0002
1988	V6 3.8L (C:3)	w/CPB or CPC on Wiring Harness	AFS0205P		RF0012
1988	V6 3.8L (C:3)	w/CPD, CPE, or HEL on Wiring Harness	RE0206P AFS0206P		RF0002
2005-04	V6 4.6L (Y)	GXP		RE0548S AFS0548S	
FIERO					
1988-85	L4 2.5L (R)		RE0220P AFS0220P		RF0001
1984	L4 2.5L (R)		RE0219P AFS0219P		RF0001
1988-85	V6 2.8L (9)		RE0206P AFS0206P		RF0001
FIREBIRD, TRANS AM					
1986-85	L4 2.5L (2)		RE0220P AFS0220P		RF0003
1984	L4 2.5L (2)		RE0219P AFS0219P		RF0003
1983-82	L4 2.5L (2)		RE0219P AFS0219P		RF0004
1989-85	V6 2.8L (S)		RE0206P AFS0206P		RF0003
1992-90	V6 3.1L (T)		RE0206P AFS0206P		RF0004
1995-93	V6 3.4L (S)		AFS0411P		
2002-99	V6 3.8L (K)			RE0386S AFS0386S	
1997-96	V6 3.8L (K)		RE1019P AFS1019P	RE0471S AFS0471S	
1995	V6 3.8L (K)		AFS0411P		
1992-90	V8 5.0L (E)		RE0220P AFS0220P		RF0004
1989-88	V8 5.0L (E)		RE0220P AFS0220P		RF0003
1987	V8 5.0L (F)	Fuel Inj.	RE0202P AFS0202P		RF0003
1986	V8 5.0L (F)		RE0202P AFS0202P		RF0003
1985	V8 5.0L (F)		RE0202P AFS0202P		RF0003
1983	V8 5.0L (W)	w/T.B.I.	RE0219P AFS0219P		RF0003
2002-99	V8 5.7L (G)			RE0385S AFS0385S	
2002-99	V8 5.7L (G)			RE0385S AFS0385S	
1998	V8 5.7L (G)			RE1024S AFS1024S	
1997-96	V8 5.7L (P)		RE1019P AFS1019P	RE0420S AFS0420S	
1995-93	V8 5.7L (P)		AFS0226P		
1992-88	V8 5.7L (8)		RE0202P AFS0202P		RF0004
1992-88	V8 5.7L (F)		RE0202P AFS0202P		RF0004

AFS = New Fuel Pump/Assembly RE0 = Remanufactured Fuel Pump/Assembly

Year	Engine	Application Description	AFS/RE0 Pump Only Number	AFS/RE0 Assembly Number	Strainer Filter Number
PONTIAC (cont.)					
FIREBIRD, TRANS AM (cont.)					
1987	V8 5.7L (8)		RE0202P AFS0202P		RF0003
GRAND AM					
1989-87	L4 2.0L (M)	Turbo	RE0206P AFS0206P		RF0002
2005-02	L4 2.2L (F)			RE0544S AFS0544S	
1995	L4 2.3L (D)		RE0216P AFS0216P	RE0234S AFS0234S	RF0003 RF0010
1994-93	L4 2.3L (3)		RE0216P AFS0216P	RE0234S AFS0234S	RF0003 RF0010
1994-93	L4 2.3L (A)		RE0216P AFS0216P	RE0234S AFS0234S	RF0003 RF0010
1994-93	L4 2.3L (D)		RE0216P AFS0216P	RE0234S AFS0234S	RF0003 RF0010
1992	L4 2.3L (3)			RE0233S	
1992	L4 2.3L (A;D)			RE0233S AFS0233S	
1992	L4 2.3L (3,D)			RE0233S	
1991-89	L4 2.3L (A)		RE0206P AFS0206P		RF0002
1991-88	L4 2.3L (D)		RE0206P AFS0206P		RF0002
2001-00	L4 2.4L (T)			RE0544S AFS0544S	
1999	L4 2.4L (T)			RE0434S AFS0434S	
1998-96	L4 2.4L (T)			RE0235S AFS0235S	
1991-88	L4 2.5L (U)		RE0204P AFS0204P		RF0002
1987-85	L4 2.5L (U)		RE0220P AFS0220P		RF0002
1987-85	V6 3.0L (L)		RE0206P AFS0206P		RF0002
1998-94	V6 3.1L (M)		RE0216P AFS0216P	RE0235S AFS0235S	RF0003 RF0010
1993	V6 3.3L (N)		RE0216P AFS0216P	RE0234S AFS0234S	
1992	V6 3.3L (N)			RE0233S AFS0233S	
2005-00	V6 3.4L (E)			RE0544S AFS0544S	
1999	V6 3.4L (E)			RE0434S AFS0434S	
GRAND PRIX					
1991-90	L4 2.3L (D)		RE0207P AFS0207P		RF0005
2003-01	V6 3.1L (J)			RE0759S AFS0759S	
2000	V6 3.1L (J)			RE0406S AFS0406S	
1999-98	V6 3.1L (M)			RE0406S AFS0406S	
1997	V6 3.1L (M)	1st Design; w/ Module Code WFA		RE0466S AFS0466S	

AFS = New Fuel Pump/Assembly RE0 = Remanufactured Fuel Pump/Assembly

Year	Engine	Application Description	AFS/RE0 Pump Only Number	AFS/RE0 Assembly Number	Strainer Filter Number
PONTIAC (cont.)					
GRAND PRIX (cont.)					
1997	V6 3.1L (M)	2nd Design; w/ Module Code WFR		RE0466S AFS0466S	
1996-94	V6 3.1L (M)		RE0207P AFS0207P		RF0001
1993	V6 3.1L (T)		RE0207P AFS0207P		RF0001
1992-90	V6 3.1L (T)		RE0207P AFS0207P		RF0005
1990	V6 3.1L (V)	w/WAA or WEK on Wiring Harness	RE0207P AFS0207P		RF0005
1990	V6 3.1L (V)	w/ WEG or WES on Wiring Harness	RE0202P AFS0202P		RF0005
1989	V6 3.1L (V)		RE0202P AFS0202P		RF0005
1996-93	V6 3.4L (X)		RE0207P AFS0207P		RF0001
1992-91	V6 3.4L (X)		RE0207P AFS0207P		RF0005
2008-05	V6 3.8L (2)			AFS0962S	
2005-01	V6 3.8L (K;1)			RE0759S AFS0759S	
2004	V6 3.8L (2)	SFI; w/o Turbo w/Regulator		RE0828S AFS0828S	
2000-98	V6 3.8L (1)	Supercharged		RE0456S AFS0456S	
2000-98	V6 3.8L (K)			RE0406S AFS0406S	
1997	V6 3.8L (1)	1st Design; w/ Module Code WFL; Supercharged		RE0426S AFS0426S	
1997	V6 3.8L (1)	2nd Design; w/ Module Code WFP		RE0467S AFS0467S	
1997	V6 3.8L (K)	1st. Design; w/ Module Code WFA		RE0466S AFS0466S	
1997	V6 3.8L (K)	2nd. Design; w/ Module Code WFR		RE0466S AFS0466S	
LEMANS, GRAND LEMANS, LEMANS SAFARI, GRAND LEMANS SAFARI					
1993-88	L4 1.6L (6)		RE0219P AFS0219P		RF0001
1990-89	L4 2.0L (K)		RE0219P AFS0219P		RF0001
PARISIENNE					
1986	V6 4.3L (Z)		RE0220P AFS0220P		RF0004
1985	V6 4.3L (Z)	Exc. Wagon	RE0220P AFS0220P		RF0004
1985	V6 4.3L (Z)	Wagon	RE0220P AFS0220P		RF0001
PHOENIX					
1984	L4 2.5L		RE0219P AFS0219P		RF0001
1983-82	L4 2.5L (R)	w/ T.B.I.	RE0219P AFS0219P		RF0001

AFS = New Fuel Pump/Assembly RE0 = Remanufactured Fuel Pump/Assembly

Year	Engine	Application Description	AFS/RE0 Pump Only Number	AFS/RE0 Assembly Number	Strainer Filter Number
PONTIAC (cont.)					
SUNBIRD, J2000					
1986	L4 1.8L (J)	w/ M.F.I.; w/ Turbo	RE0206P AFS0206P		RF0002
1986	L4 1.8L (O)	w/ E.F.I.	RE0220P AFS0220P		RF0002
1985	L4 1.8L (J)	Turbo	RE0206P AFS0206P		RF0002
1985	L4 1.8L (O)	w/T.B.I.	RE0220P AFS0220P		RF0002
1994-93	L4 2.0L (H)		RE0216P AFS0216P	RE0234S AFS0234S	RF0003 RF0010
1992	L4 2.0L (H)			RE0233S AFS0233S	
1991	L4 2.0L (K)	w/o Turbo	RE0204P AFS0204P		RF0002
1990-87	L4 2.0L (M)	Turbo	RE0204P AFS0204P		RF0002
1987	L4 2.0L (K)	w/o Turbo	RE0220P AFS0220P		RF0002
1986-85	L4 2.0L (P)		RE0220P AFS0220P		RF0002
1994-93	V6 3.1L (T)			RE0234S AFS0234S	
1992	V6 3.1L (T)			RE0233S AFS0233S	
1991	V6 3.1L (T)		RE0207P AFS0207P		RF0002
SUNFIRE					
2005-02	L4 2.2L (F)			RE0544S AFS0544S	
2002-01	L4 2.2L (4)			RE0544S AFS0544S	
1999	L4 2.2L (4)			RE0434S AFS0434S	
1998-96	L4 2.2L (4)			RE0235S AFS0235S	
1995	L4 2.2L (4)			RE0231S AFS0231S	
1995	L4 2.2L (D)			RE0231S AFS0231S	
2002-01	L4 2.4L (T)			RE0544S AFS0544S	
1999	L4 2.4L (T)			RE0434S AFS0434S	
1998-96	L4 2.4L (T)			RE0235S AFS0235S	
VIBE					
2006-03	L4 1.8L	AWD	RE0416P AFS0416P		RF0093
WAVE					
2007-06	L4 1.6L			RE1017S AFS1017S	
2005	L4 1.6L			RE1012S AFS1012S	

AFS = New Fuel Pump/Assembly RE0 = Remanufactured Fuel Pump/Assembly

Year	Engine	Application Description	AFS/RE0 Pump Only Number	AFS/RE0 Assembly Number	Strainer Filter Number
PONTIAC TRUCK					
AZTEK					
2004	V6 3.4L (E)	1st Design		RE0822S AFS0822S	
2003-01	V6 3.4L (E)			RE0822S AFS0822S	
MONTANA					
2005-04	V6 3.4L (E)	AWD, w/o Extended WB		RE0829S AFS0829S	
2005-02	V6 3.4L (E)	w/o Extended WB		RE0831S AFS0831S	
2003-02	V6 3.4L (E)	w/o Extended WB		RE0830S AFS0830S	
2001	V6 3.4L (E)	Extended Van		RE0546S AFS0546S	
2001	V6 3.4L (E)	Exc. Extended Van		RE0832S	
2000-99	V6 3.4L (E)			RE0546S AFS0546S	
2006-05	V6 3.5L (L)	w/ 121.1" WB		AFS0959S	
2006-05	V6 3.5L (L)	w/ 113.0" WB		AFS0960S	
2007-06	V6 3.9L (1)	w/ 121.1" WB		AFS0959S	
TRANS SPORT					
1995-90	V6 3.1L (D)	w/ Harness Code UAG		AFS0800S	
1994-90	V6 3.1L (D)		RE0220P AFS0220P		RF0005
1998	V6 3.4L (E)			RE0546S AFS0546S	
1997	V6 3.4L (E)			RE0463S AFS0463S	
1996	V6 3.4L (E)		RE0207P AFS0207P		RF0001
1995	V6 3.8L (D)	w/ Harness Code UAF-22		AFS0799S	
1995-92	V6 3.8L (L)		RE0207P AFS0207P		RF0001
1994-92	V6 3.8L (D)	w/o Flex Fuel; w/ Harness Code UAF-22		AFS0799S	
PORSCHE					
911					
1983-78	H6 2.7L	w/o Turbo	RE1052P AFS1052P		
1977	H6 2.7L		RE1052P AFS1052P		
1989-84	H6 3.2L		RE1055P AFS1055P		
1992-86	H6 3.3L		RE1052P AFS1052P		
1994-93	H6 3.6L		RE1052P AFS1052P		
912					
1976	H4 2.0L		RE1063P AFS1063P		
914					
1975	H4 1.8L		RE1063P AFS1063P		
1976	H4 2.0L		RE1063P AFS1063P		
1975	H4 2.0L		RE1063P AFS1063P		

AFS = New Fuel Pump/Assembly RE0 = Remanufactured Fuel Pump/Assembly

Year	Engine	Application Description	AFS/RE0 Pump Only Number	AFS/RE0 Assembly Number	Strainer Filter Number
PORSCHE (cont.)					
924					
1982-77	L4 2.0L	Ext. Mount	RE1052P AFS1052P		
1988-87	L4 2.5L		RE1055P AFS1055P		
928					
1982-77	V8 4.5L	Ext. Mount	RE1052P AFS1052P		
944					
1988-86	L4 2.5L	Turbo	RE1055P AFS1055P		
1988-83	L4 2.5L	w/o Turbo	RE1050P AFS1050P		
1989	L4 2.7L		RE1050P AFS1050P		
1991-89	L4 3.0L		RE1050P AFS1050P		
968					
1995-92	L4 3.0L		RE1050P AFS1050P		
RENAULT					
ALLIANCE, ENCORE					
1987	L4 1.4L	w/Walbro Pump	RE0258P AFS0258P		RF0016
1986	L4 1.4L	w/Electronic Instrument Cluster; w/Walbro Pump	RE0258P AFS0258P		RF0016
1987	L4 1.7L	w/Walbro Pump	RE0258P AFS0258P		RF0016
1986	L4 1.7L	w/Electronic Instrument Cluster; w/Walbro Pump	RE0258P AFS0258P		RF0016
1987	L4 2.0L	w/Walbro Pump	RE0258P AFS0258P		RF0016
SAAB					
9-3					
2002-99	L4 2.0L			RE1077S AFS1077S	
2002-99	L4 2.3L			RE1077S AFS1077S	
2009-06	V6 2.8L	Turbo		RE1107S AFS1107S	
9-5					
2000	L4 2.3L	Turbo; High Output	RE0592P AFS0592P		
2000-99	V6 3.0L	Turbo; High Output	RE0592P AFS0592P		
900					
1998-94	L4 2.0L	Turbo	RE0592P AFS0592P		
1993-91	L4 2.0L		RE1056P AFS1056P		
1989	L4 2.0L	DOHC; Non Turbo; w5/16" outlet nipple; w/o RFI filter	RE0016P AFS0016P		RF0040
1989	L4 2.0L	DOHC; Non Turbo w1/4" outlet nipple w/ RFI filter	RE0592P AFS0592P		

AFS = New Fuel Pump/Assembly RE0 = Remanufactured Fuel Pump/Assembly

Year	Engine	Application Description	AFS/RE0 Pump Only Number	AFS/RE0 Assembly Number	Strainer Filter Number
SAAB (cont.)					
900 (cont.)					
1994	L4 2.1L		RE0592P AFS0592P		
1993-91	L4 2.1L		RE1056P AFS1056P		
1998-94	L4 2.3L		RE0592P AFS0592P		
1997-94	L4 2.5L (V)		RE0592P AFS0592P		
9000					
1990	L4 2.0L		RE1056P AFS1056P		
1989-88	L4 2.0L	DOHC; From VIN J1026230	RE0592P AFS0592P		
1998-93	L4 2.3L	Includes Turbo	RE0592P AFS0592P		
1992-90	L4 2.3L		RE1056P AFS1056P		
1997-95	V6 3.0L		RE0592P AFS0592P		
SAAB TRUCK					
9-7X					
2009-08	L6 4.2L			RE1022S AFS1022S	
2007-05	L6 4.2L			RE0910S AFS0910S	
2009-08	V8 5.3L			RE1022S AFS1022S	
2007-05	V8 5.3L			RE0910S AFS0910S	
2009-08	V8 6.0L			RE1022S AFS1022S	
SATURN					
L SERIES					
2004	L4 2.2L	L300-1		AFS0969S	
2003-01	L4 2.2L	L200		AFS0969S	
2002-01	L4 2.2L	L100		AFS0969S	
2005-01	V6 3.0L	L300		AFS0969S	
2004	V6 3.0L	L300-2		AFS0969S	
2004	V6 3.0L	L300-3		AFS0969S	
LS SERIES					
2000	L4 2.2L	w/o Tank Flange		RE1018S AFS1018S	
2000	V6 3.0L	w/o Tank Flange		RE1018S AFS1018S	
LW SERIES					
2003-01	L4 2.2L	LW200		AFS0969S	
2000	L4 2.2L	w/o Tank Flange		RE1018S AFS1018S	
2003-01	V6 3.0L	LW300		AFS0969S	
2000	V6 3.0L	w/o Tank Flange		RE1018S AFS1018S	

AFS = New Fuel Pump/Assembly RE0 = Remanufactured Fuel Pump/Assembly

Year	Engine	Application Description	AFS/RE0 Pump Only Number	AFS/RE0 Assembly Number	Strainer Filter Number
SATURN (cont.)					
OUTLOOK					
2008-07	V6 3.6L (7)			RE1020S AFS1020S	
Relay					
2006-05	V6 3.5L (L)			AFS0959S	
2005	V6 3.5L	121.1" Wheelbase		AFS0960S	
2007-06	V6 3.9L (1)			AFS0959S	
SC SERIES					
2002-98	L4 1.9L (7)	DOHC	RE1007P AFS1007P	RE0436S AFS0436S	
2002-98	L4 1.9L (8)	SOHC	RE1007P AFS1007P	RE0436S AFS0436S	
1997	L4 1.9L (7)	DOHC	RE1007P AFS1007P	RE0430S AFS0430S	
1997	L4 1.9L (8)	SOHC	RE1007P AFS1007P	RE0430S AFS0430S	
1996-95	L4 1.9L (8)	SOHC	AFS0228P	RE0410S AFS0410S	
1996-93	L4 1.9L (9)	SOHC	AFS0228P	RE0412S	
1996-91	L4 1.9L (7)	DOHC	AFS0228P	RE0410S AFS0410S	
SL SERIES					
2002-98	L4 1.9L (7)	DOHC	RE1007P AFS1007P	RE0436S AFS0436S	
2002-98	L4 1.9L (8)	SOHC	RE1007P AFS1007P	RE0436S AFS0436S	
1997	L4 1.9L (7)	DOHC	RE1007P AFS1007P	RE0430S AFS0430S	
1997	L4 1.9L (8)	SOHC	RE1007P AFS1007P	RE0430S AFS0430S	
1996-95	L4 1.9L (8)	SOHC	AFS0228P	RE0410S AFS0410S	
1996-91	L4 1.9L (7)	DOHC	AFS0228P	RE0410S AFS0410S	
1994-91	L4 1.9L (9)	SOHC	AFS0228P	RE0412S	
SW SERIES					
2001-98	L4 1.9L (7)	DOHC	RE1007P AFS1007P	RE0436S AFS0436S	
1999-98	L4 1.9L (8)	SOHC	RE1007P AFS1007P	RE0436S AFS0436S	
1997	L4 1.9L (7)	DOHC	RE1007P AFS1007P	RE0430S AFS0430S	
1997	L4 1.9L (8)	SOHC	RE1007P AFS1007P	RE0430S AFS0430S	
1996-95	L4 1.9L (8)	SOHC	AFS0228P	RE0410S AFS0410S	
1996-93	L4 1.9L (7)	DOHC	AFS0228P	RE0410S AFS0410S	
1994-93	L4 1.9L (9)	SOHC	AFS0228P	RE0412S	
VUE					
2003-02	L4 2.2L	Primary		AFS0958S	
2003-02	V6 3.0L	Primary		AFS0958S	

AFS = New Fuel Pump/Assembly RE0 = Remanufactured Fuel Pump/Assembly

Year	Engine	Application Description	AFS/RE0 Pump Only Number	AFS/RE0 Assembly Number	Strainer Filter Number
SCION					
TC					
2010-05	L4 2.4L		RE0725P AFS0725P		RF0055
XA					
2006-04	L4 1.5L		AFS0416P		RF0093
XB					
2006-04	L4 1.5L		AFS0416P		RF0093
STERLING					
825					
1988-87	V6 2.5L		RE0327P AFS0327P		RF0031
827					
1991-89	V6 2.7L		RE0327P AFS0327P		RF0031
SUBARU					
DL					
1987-84	H4 1.8L		RE1043P AFS1043P		
1984-83	H4 1.6L	Turbo Wagon	AFS0322P		
1983-82	H4 1.6L	Exc. Turbo	AFS0324P		
1989-85	H4 1.8L	Turbo	AFS0322P		
1988-85	H4 1.8L	Carb.	AFS0324P		
1984-83	H4 1.8L	Turbo Wagon	AFS0322P		
1983-82	H4 1.8L	Exc. Turbo	AFS0324P		
GL, GL-10, GF, GLF, STANDARD					
1987-86	H4 1.6L		RE1043P AFS1043P		
1987-84	H4 1.6L	Standard	RE1043P AFS1043P		
1989-86	H4 1.8L	w/ Carb; w/o Turbo	RE1043P AFS1043P		
1989-85	H4 1.8L	Turbo	AFS0322P		
1988-85	H4 1.8L	Carb.	AFS0324P		
1985	H4 1.8L	Fuel Injected; GL10 4 Dr; Wagon	AFS0322P		
IMPREZA					
1998	H4 2.2L			RE1071S AFS1071S	
2007-06	H4 2.5L	SOHC	RE0894P AFS0894P		RF0095
2004-02	H4 2.5L	RS & TS	RE0894P AFS0894P		RF0095
2001-98	H4 2.5L	SOHC	RE0427P AFS0427P		RF0095
1998	H4 2.5L			RE1071S AFS1071S	
1997	H4 1.8L	AWD	AFS0355P		RF0063
1996-93	H4 1.8L		AFS0355P		RF0063
1997	H4 2.2L	w/ Centered Mounting Neck Filter	RE0427P AFS0427P		RF0095
1997	H4 2.2L	w/ Offset Mounting Neck Filter	RE0427P AFS0427P		RF0057
1996-95	H4 2.2L	AWD; SOHC	RE0427P AFS0427P		RF0057
2001-98	H4 2.2L		RE0427P AFS0427P		RF0095

AFS = New Fuel Pump/Assembly RE0 = Remanufactured Fuel Pump/Assembly

Year	Engine	Application Description	AFS/RE0 Pump Only Number	AFS/RE0 Assembly Number	Strainer Filter Number
SUBARU (cont.)					
IMPREZA OUTBACK					
2004-02	H4 2.5L		RE0894P AFS0894P		RF0095
2001-98	H4 2.2L		RE0427P AFS0427P		RF0095
1997	H4 2.2L	w/ Centered Mounting Neck Filter	RE0427P AFS0427P		RF0095
1997	H4 2.2L	w/ Offset Mounting Neck Filter	RE0427P AFS0427P		RF0057
1996	H4 2.2L		RE0427P AFS0427P		RF0057
JUSTY					
1994-90	L3 1.2L	Fuel Inj.	RE0427P AFS0427P		RF0052
1988-87	L3 1.2L		AFS0324P		
LEGACY					
1999	H4 2.2L		RE0427P AFS0427P		RF0095
1998-97	H4 2.2L	Brighton, L and Postal Models, w/ EJ22E and EJ22EZ Engines	AFS0355P		RF0063
1996-95	H4 2.2L	AWD	AFS0355P		RF0063
1996-95	H4 2.2L	FWD; w/ 1-1/2" Diameter Pump; w/ Plug Type Electrical Connector	RE0427P AFS0427P		RF0057
1996-95	H4 2.2L	FWD; w/ 2" Diameter Pump; w/ Threaded Terminals	AFS0355P		RF0063
1994-92	H4 2.2L	w/ 1-1/2" Diameter Pump, w/ Plug Type Electrical Connector	RE0427P AFS0427P		RF0057
1994-92	H4 2.2L	w/ 2" Diameter Pump, w/ Threaded Terminals	AFS0355P		RF0063
1991-90	H4 2.2L	FWD; w/ 1-1/2" Diameter Pump; w/ Plug Type Electrical Connector	RE0427P AFS0427P		RF0057
1991-90	H4 2.2L	FWD; w/ 2" Diameter Pump; w/ Threaded Terminals	AFS0355P		RF0063
2003-00	H4 2.5L		RE0427P AFS0427P		RF0111
1999	H4 2.5L		RE0427P AFS0427P		RF0095
1998-96	H4 2.5L		AFS0355P		RF0063
LEGACY OUTBACK					
1996	H4 2.2L		AFS0355P		RF0063
1999	H4 2.5L		RE0427P AFS0427P		RF0095
1998-96	H4 2.5L		AFS0355P		RF0063
LOYALE					
1990	L4 1.8L	Turbo	AFS0322P		
OUTBACK					
2003-00	H4 2.5L		RE0427P AFS0427P		RF0111
2004-01	H6 3.0L		RE0894P AFS0894P		RF0111
RX					
1988-86	H4 1.8L	Carb.	AFS0324P		
SVX					
1997-92	V6 3.3L		AFS0355P		RF0056

AFS = New Fuel Pump/Assembly RE0 = Remanufactured Fuel Pump/Assembly

Year	Engine	Application Description	AFS/RE0 Pump Only Number	AFS/RE0 Assembly Number	Strainer Filter Number
SUBARU (cont.)					
XT, XT6					
1991-85	H4 1.8L	Includes Turbo	AFS0322P		
1991-88	H6 2.7L		AFS0322P		
SUBARU TRUCK					
BAJA					
2003	H4 2.5L		RE0427P AFS0427P		RF0111
BRAT					
1987-85	H4 1.8L		RE1043P AFS1043P		
1984	H4 1.8L	w/o Turbo	RE1043P AFS1043P		
1984-83	H4 1.8L	Turbo	AFS0322P		
1982	H4 1.8L	Exc. Turbo	AFS0324P		
FORESTER					
2008-06	H4 2.5L	SOHC	RE0894P AFS0894P		RF0095
2005	H4 2.5L	SOHC	RE0427P AFS0427P		RF0095
2004	H4 2.5L	SOHC	RE0894P AFS0894P		RF0095
2003	H4 2.5L		RE0894P AFS0894P		RF0095
2002-98	H4 2.5L		RE0427P AFS0427P		RF0095
1998	H4 2.5L			RE1071S AFS1071S	
SUZUKI					
AERIO					
2003-02	L4 2.0L		RE0427P AFS0427P		RF0093
2007-04	L4 2.3L		RE0427P AFS0427P		RF0093
ESTEEM					
2000	L4 1.6L		RE0894P AFS0894P		RF0093
1999-95	L4 1.6L		RE0427P AFS0427P		RF0051
2002-99	L4 1.8L		RE0894P AFS0894P		RF0093
SWIFT					
2001-98	L4 1.3L		RE0427P AFS0427P		RF0055
1997-95	L4 1.3L		RE0427P AFS0427P		RF0051
1994-89	L4 1.3L	SOHC	AFS0343P		RF0048
1994-89	L4 1.3L	DOHC	RE0327P AFS0327P		RF0022

AFS = New Fuel Pump/Assembly RE0 = Remanufactured Fuel Pump/Assembly

Year	Engine	Application Description	AFS/RE0 Pump Only Number	AFS/RE0 Assembly Number	Strainer Filter Number
SUZUKI TRUCK					
GRAND VITARA					
2005-99	V6 2.5L		RE0427P AFS0427P		RF0093
SAMURAI					
1995-90	L4 1.3L		AFS0023P		RF0051
SIDEKICK					
1998-96	L4 1.6L		RE0427P AFS0427P	RE0458F	RF0051
1995	L4 1.6L	2 Dr.; 8 Valve	AFS0023P	RE0658F AFS0658F	RF0059
1995	L4 1.6L	4 Dr.; 16 Valve; Canada Built	RE0427P AFS0427P	RE0458F	RF0051
1995	L4 1.6L	4 Dr.; 16 Valve; Japan Built	AFS0023P	RE0658F AFS0658F	RF0059
1994-92	L4 1.6L		AFS0023P	RE0658F AFS0658F	RF0059
1991	L4 1.6L	4 Dr.	AFS0023P	RE0658F	RF0059
1991-89	L4 1.6L	2 Dr.	RE0327P AFS0327P		RF0030
1998-96	L4 1.8L	Sidekick Sport	RE0427P AFS0427P		RF0051
VITARA					
2002-99	L4 1.6L		RE0427P AFS0427P		RF0093
2003-99	L4 2.0L		RE0427P AFS0427P		RF0093
2004	V6 2.5L		RE0427P AFS0427P		RF0093
X-90					
1998-96	L4 1.6L		RE0427P AFS0427P	RE0458F	RF0051
TOYOTA					
AVALON					
2004-02	V6 3.0L	1MZFE	RE0416P AFS0416P		RF0093
2001	V6 3.0L	1MZFE	RE0728P AFS0728P		RF0093
2000	V6 3.0L	1MZFE	RE0725P AFS0725P		RF0055
1999-97	V6 3.0L	1MZFE	RE0416P AFS0416P		RF0093
1996-95	V6 3.0L	1MZFE	AFS0416P		RF0072
2010-05	V6 3.5L	2GRFE	RE0416P AFS0416P		RF0093
CAMRY					
1991-87	L4 2.0L	3SFE	RE0327P AFS0327P		RF0034
1986-85	L4 2.0L	2SELC	RE0327P AFS0327P		RF0015
1984-83	L4 2.0L	2SELC Gas; Ext. Mntd.	AFS0318P		
2001	L4 2.2L	5SFE; Japan Built	RE0416P AFS0416P		RF0093
2001	L4 2.2L	5SFE; USA Built	RE0729P AFS0729P		RF0093
2000-97	L4 2.2L	5SFE	RE0416P AFS0416P		RF0093

AFS = New Fuel Pump/Assembly RE0 = Remanufactured Fuel Pump/Assembly

Year	Engine	Application Description	AFS/RE0 Pump Only Number	AFS/RE0 Assembly Number	Strainer Filter Number
TOYOTA (cont.)					
CAMRY (cont.)					
1996-95	L4 2.2L	5SFE	RE0416P AFS0416P		RF0072
1994	L4 2.2L	5SFE; DOHC; Japan Built	RE0416P AFS0416P		RF0055
1994	L4 2.2L	5SFE; DOHC; USA Built	RE0416P AFS0416P		RF0072
1993	L4 2.2L	5SFE; 4 Dr. Wagon	RE0416P AFS0416P		RF0055
1993	L4 2.2L	5SFE; DOHC; Japan Built; Exc. Wagon	RE0416P AFS0416P		RF0055
1993	L4 2.2L	5SFE; DOHC; USA Built; Exc. Wagon	RE0416P AFS0416P		RF0072
1992	L4 2.2L	5SFE; DOHC; Japan Built	RE0416P AFS0416P		RF0055
1992	L4 2.2L	5SFE; DOHC; USA Built	RE0416P AFS0416P		RF0072
2006-02	L4 2.4L		RE0725P AFS0725P		RF0093
1991-88	V6 2.5L	2VZFE	RE0327P AFS0327P		RF0034
2006-04	V6 3.0L	1MZFE	RE0416P AFS0416P		RF0093
2003-02	V6 3.0L	1MZFE	RE0725P AFS0725P		RF0093
2001	V6 3.0L	1MZFE; Japan Built	RE0416P AFS0416P		RF0093
2001	V6 3.0L	1MZFE; USA Built	RE0729P AFS0729P		RF0093
2000-97	V6 3.0L	1MZFE	RE0416P AFS0416P		RF0093
1996-95	V6 3.0L	1MZFE	RE0416P AFS0416P		RF0072
1994	V6 3.0L	1MZFE; Japan Built	RE0416P AFS0416P		RF0055
1994	V6 3.0L	1MZFE; USA Built	RE0416P AFS0416P		RF0072
1993-92	V6 3.0L	3VZFE; Japan Built	RE0416P AFS0416P		RF0055
1993-92	V6 3.0L	3VZFE; USA Built	RE0416P AFS0416P		RF0072
2006-04	V6 3.3L	3MZFE	RE0416P AFS0416P		RF0093
2010-07	V6 3.5L	2GRFE	RE0416P AFS0416P		RF0093
CELICA					
1993	L4 1.6L	4AFE	RE0895P AFS0895P		RF0021
1992-90	L4 1.6L	4AFE	RE0895P AFS0895P		RF0037
2005-00	L4 1.8L	1ZZFE	RE0416P AFS0416P		RF0093
2005-00	L4 1.8L	2ZZGE	RE0416P AFS0416P		RF0093
1997-94	L4 1.8L	7AFE	RE0416P AFS0416P		RF0055
1993-90	L4 2.0L	3SGTE; Turbo	RE0895P AFS0895P		RF0034

AFS = New Fuel Pump/Assembly RE0 = Remanufactured Fuel Pump/Assembly

Year	Engine	Application Description	AFS/RE0 Pump Only Number	AFS/RE0 Assembly Number	Strainer Filter Number
TOYOTA (cont.)					
CELICA (cont.)					
1989-88	L4 2.0L	3SFE; 3SGELC; 3SGTE	RE0327P AFS0327P		RF0034
1987-86	L4 2.0L	3SFE; 3SGELC	RE0327P AFS0327P		RF0034
1986	L4 2.0L	2SELG; SOHC	RE0327P AFS0327P		RF0034
1986	L4 2.0L	3SGELC; DOHC	RE0327P AFS0327P		RF0034
1999-94	L4 2.2L	5SFE	RE0416P AFS0416P		RF0055
1993	L4 2.2L	5SFE	RE0895P AFS0895P		RF0021
1992-90	L4 2.2L	5SFE	RE0895P AFS0895P		RF0037
1985-83	L4 2.4L	22REC Gas; In-Tank	RE0327P AFS0327P		RF0034
1983	L4 2.4L	22REC Gas; Ext. Mntd.	AFS0318P		
COROLLA					
1997-94	L4 1.6L	4AFE; USA Built; Base Model	RE0416P AFS0416P		RF0055
1997-93	L4 1.6L	4AFE; DX Series; USA Built	RE0416P AFS0461P		RF0055
1997-93	L4 1.6L	4AFE; Japan Built; Base Model & DX Series	RE0416P AFS0416P		RF0055
1993	L4 1.6L	4AFE, Wagon	RE0895P AFS0895P		RF0034
1992-90	L4 1.6L	4AFE	RE0895P AFS0895P		RF0034
1991-90	L4 1.6L	4AGE, 2wd	RE0895P AFS0895P		RF0015
1989	L4 1.6L	4AFE	RE0327P AFS0327P		RF0034
1989-88	L4 1.6L	4AGE	RE0327P AFS0327P		RF0015
1988	L4 1.6L	4AFE; DLX; SR5; All Trac Wagon	RE0327P AFS0327P		RF0034
1988-87	L4 1.6L	4AGELC	RE0327P AFS0327P		RF0034
1987-85	L4 1.6L	4AGEC	RE0327P AFS0327P		RF0034
2006-03	L4 1.8L	1ZZFE	RE0725P AFS0725P		RF0093
2002-98	L4 1.8L	1ZZFE	RE0416P AFS0416P		RF0093
1997-96	L4 1.8L	7AFE; DX Series; USA Built	RE0416P AFS0416P		RF0055
1997-96	L4 1.8L	7AFE; Japan Built	RE0416P AFS0416P		RF0055
1997-96	L4 1.8L	7AFE; LE Series; USA Built	RE0416P AFS0461P		RF0055
1995-93	L4 1.8L	7AFE; DX Sedan; w/Manual Trans.; USA Built	RE0416P AFS0416P		RF0055
1995-93	L4 1.8L	7AFE; LE Sedan; w/Manual Trans.; USA Built	RE0416P AFS0461P		RF0055
1995-93	L4 1.8L	7AFE; Sedan; Japan Built	RE0416P AFS0416P		RF0055
1995-93	L4 1.8L	7AFE; Sedan; w/Auto. Trans.; USA Built	RE0416P AFS0416P		RF0055

AFS = New Fuel Pump/Assembly REO = Remanufactured Fuel Pump/Assembly

Year	Engine	Application Description	AFS/REO Pump Only Number	AFS/REO Assembly Number	Strainer Filter Number
TOYOTA (cont.)					
COROLLA (cont.)					
1995-93	L4 1.8L	7AFE; Wagon	RE0416P AFS0416P		RF0055
CORONA, CORONA MARK II					
1979-75	L4 2.2L	20R Elect. Pump			RF0004
CRESSIDA					
1980	L6 2.6L	4ME Ext. Mntd.	AFS0318P		
1988-85	L6 2.8L	5MGE	RE0327P AFS0327P		RF0034
1984-81	L6 2.8L	5ME; 5MGE; Ext. Mntd.	AFS0318P		
1992-91	L6 3.0L	7MGE	RE0327P AFS0327P		RF0034
1990-89	L6 3.0L	7MGE; Denso	RE0327P AFS0327P		RF0034
1990-89	L6 3.0L	7MGE; Asian	RE0895P AFS0895P		RF0034
ECHO					
2005-00	L4 1.5L	1NZFE	RE0416P AFS0416P		RF0093
MATRIX					
2006-03	L4 1.8L	2ZZGE	RE0725P AFS0725P		RF0093
2006-03	L4 1.8L	1ZZFE; AWD	RE0725P AFS0725P		RF0093
MR2 SPYDER					
1989-88	L4 1.6L	4AGZE; Supercharged	RE0327P AFS0327P		RF0034
1989-85	L4 1.6L	4AGELC	RE0327P AFS0327P		RF0034
2005-00	L4 1.8L	1ZZFE	RE0729P AFS0729P		RF0093
1995-91	L4 2.0L	3SGTE; Turbo	RE0895P AFS0895P		RF0034
1995-91	L4 2.2L	5SFE	RE0327P AFS0327P		RF0034
PASEO					
1998-93	L4 1.5L	5EFE	RE0416P AFS0416P		RF0055
1992	L4 1.5L	5EFE	RE0416P AFS0416P		RF0038
SOLARA					
2001-99	L4 2.2L	5SFE	RE0729P AFS0729P		RF0093
2006-02	L4 2.4L	2AZFE	RE0725P AFS0725P		RF0093
2003-99	V6 3.0L	1MZFE	RE0729P AFS0729P		RF0093
2008-04	V6 3.3L	3MZFE	RE0416P AFS0416P		RF0093
SUPRA					
1998-93	L6 3.0L	2JZGE; Exc. Turbo	RE0668P AFS0668P		RF0093
1998-93	L6 3.0L	2JZGTE; Turbo	AFS0669P		RF0021
1992	L6 3.0L		RE0895P AFS0895P		RF0034

AFS = New Fuel Pump/Assembly RE0 = Remanufactured Fuel Pump/Assembly

Year	Engine	Application Description	AFS/RE0 Pump Only Number	AFS/RE0 Assembly Number	Strainer Filter Number
TOYOTA (cont.)					
SUPRA (cont.)					
1991-87	L6 3.0L	7MGE, 7MGTE	RE0327P AFS0327P		RF0034
1988-86	L6 3.0L	7MGE; Denso	RE0327P AFS0327P		RF0034
1988-86	L6 3.0L	7MGE; Asian	RE0895P AFS0895P		RF0034
TERCEL					
1998-95	L4 1.5L	5EFE; DOHC	RE0416P AFS0416P		RF0055
1994-93	L4 1.5L	3EE	RE0416P AFS0416P		RF0055
1992-90	L4 1.5L	3EE	RE0416P AFS0416P		RF0038
TOYOTA TRUCK					
4RUNNER					
1995	L4 2.4L	22RE; Japan Built	RE0416P AFS0416P		RF0038
1995	L4 2.4L	22RE; USA Built	RE0416P AFS0416P		RF0055
1994-92	L4 2.4L	22RE	RE0416P AFS0416P		RF0038
1991-89	L4 2.4L	22RE; Fuel Inj.	RE0327P AFS0327P		RF0021
1989-85	L4 2.4L	22REC; Fuel Inj.	RE0327P AFS0327P		RF0034
1988-85	L4 2.4L	22RTEC; Turbo	RE0327P AFS0327P		RF0034
2000-96	L4 2.7L	3RZFE	RE0416P AFS0416P		RF0093
1995	V6 3.0L	3VZE; Japan Built	RE0416P AFS0416P		RF0038
1995	V6 3.0L	3VZE; USA Built	RE0416P AFS0416P		RF0055
1994-92	V6 3.0L	3VZE	RE0416P AFS0416P		RF0038
1991-88	V6 3.0L	3VZE	RE0327P AFS0327P		RF0021
2002-96	V6 3.4L	5VZFE	RE0416P AFS0416P		RF0055
HIGHLANDER					
2003-01	L4 2.4L	2AZFE	RE0725P AFS0725P		RF0055
2003-01	V6 3.0L	1MZFE	RE0725P AFS0725P		RF0055
2008-06	V6 3.3L	3MZFE	RE0725P AFS0725P		RF0055
LAND CRUISER					
1992-90	L6 4.0L	3FE; From 1/90	RE0327P AFS0327P		RF0037
1990-88	L6 4.0L	3FE; To 1/90	RE0327P AFS0327P		RF0021
1997-93	L6 4.5L	1FZFE	RE0435P AFS0435P		RF0055
2007-98	V8 4.7L	2UZFE	RE0435P AFS0435P		RF0093

AFS = New Fuel Pump/Assembly RE0 = Remanufactured Fuel Pump/Assembly

Year	Engine	Application Description	AFS/RE0 Pump Only Number	AFS/RE0 Assembly Number	Strainer Filter Number
TOYOTA TRUCK (cont.)					
PICKUP					
1995	L4 2.4L	22RE; Japan Built	RE0416P AFS0416P		RF0038
1995	L4 2.4L	22RE; USA Built	RE0416P AFS0416P		RF0055
1994-92	L4 2.4L	22RE	RE0416P AFS0416P		RF0038
1991-89	L4 2.4L	22RE; Fuel Inj.	RE0327P AFS0327P		RF0021
1988-85	L4 2.4L	22RTEC; Turbo	RE0327P AFS0327P		RF0034
1988-84	L4 2.4L	22REC; Fuel Inj.	RE0327P AFS0327P		RF0034
1995	V6 3.0L	3VZE; Japan Built	RE0416P AFS0416P		RF0038
1995	V6 3.0L	3VZE; USA Built	RE0416P AFS0416P		RF0055
1994-92	V6 3.0L	3VZE	RE0416P AFS0416P		RF0038
1991-89	V6 3.0L	3VZE	RE0327P AFS0327P		RF0021
PREVIA					
1997-94	L4 2.4L	2TZFE	RE0435P AFS0435P		RF0055
1995	L4 2.4L	2TZFE; USA only.	RE0416P AFS0416P		RF0055
1994	L4 2.4L	2TZFE; USA only; From 1/94	RE0416P AFS0416P		RF0055
1994	L4 2.4L	2TZFE; USA only; To 1/94	RE0327P AFS0327P		RF0021
1993-92	L4 2.4L	2TZFE; USA only.	RE0327P AFS0327P		RF0037
1991	L4 2.4L	2TZFE	RE0327P AFS0327P		RF0037
RAV4					
2003-01	L4 2.0L	1AZFE	RE0729P AFS0729P		RF0093
2000-98	L4 2.0L	3SFE	RE0416P AFS0416P		RF0093
1997-96	L4 2.0L	3SFE	RE0416P AFS0416P		RF0055
2005-04	L4 2.4L	2AZFE	RE0729P AFS0729P		RF0093
SEQUOIA					
2003-01	V8 4.7L	2UZFE	RE0435P AFS0435P		RF0093
SIENNA					
2003-01	V6 3.0L	1MZFE	RE0728P AFS0728P		RF0093
2000-98	V6 3.0L	1MZFE	RE0416P AFS0416P		RF0093
T100					
1998-94	L4 2.7L	3RZFE	RE0416P AFS0416P		RF0093
1994-93	V6 3.0L	3VZE	RE0416P AFS0416P		RF0038

AFS = New Fuel Pump/Assembly RE0 = Remanufactured Fuel Pump/Assembly

Year	Engine	Application Description	AFS/RE0 Pump Only Number	AFS/RE0 Assembly Number	Strainer Filter Number
TOYOTA TRUCK (cont.)					
T100 (cont.)					
1998-95	V6 3.4L	5VZFE	RE0416P AFS0416P		RF0093
TACOMA					
2004-95	L4 2.4L	2RZFE	RE0416P AFS0416P		RF0055
2004-95	L4 2.7L	3RZFE	RE0416P AFS0416P		RF0055
2004-97	V6 3.4L	5VZFE	RE0416P AFS0416P		RF0055
1996-95	V6 3.4L	5VZFE; 4WD	RE0416P AFS0416P		RF0055
TUNDRA					
2004-00	V6 3.4L	5VZFE	RE0725P AFS0725P		RF0093
2004-00	V8 4.7L	2UZFE	RE0435P AFS0435P		RF0093
VAN					
1985-84	L4 2.0L	3YEC	RE0327P AFS0327P		RF0034
1989-86	L4 2.2L	4YEC	RE0327P AFS0327P		RF0015
UNIVERSAL APPLICATION ELECTRIC FUEL PUMPS					
Universal					
	DIESEL, GAS	Universal - 4 to 5.75 PSI - 72 GPH Wide Open	AFS0505P		
	DIESEL, GAS	Universal - 5 to 9 PSI - 30 GPH Wide Open	AFS0561P		
	DIESEL, GAS	Universal - 2.5 to 4.5 PSI - 30 GPH Wide Open	AFS0324P		
VOLKSWAGEN					
BEETLE (includes Super Beetle)					
1980-75	H4 1.6L	Beetle, Super Beetle; w/ Fuel Injection	RE1063P AFS1063P		
2005	L4 1.8L	Exc. Fuel Tank w/ protective coating		RE0909S AFS0909S	
2004-99	L4 1.8L			RE0909S AFS0909S	
2006-04	L4 1.9L	Diesel		RE1095S AFS1095S	
2005	L4 2.0L	w/ Engine designation BGD		RE0909S AFS0909S	
2004-99	L4 2.0L			RE0909S AFS0909S	
2008-06	L5 2.5L	w/ Plastic Tank, Exc. Fuel Tank with Protective Coating		RE0909S AFS0909S	
CABRIO					
2002-97	L4 2.0L			RE0717F AFS0717F	
1995	L4 2.0L	16 Valve; In-Tank		RE0660F	
CABRIOLET					
1993-85	L4 1.8L	In-Tank	AFS0642P		
1989-85	L4 1.8L	Ext. Mntd.	AFS0472P		

AFS = New Fuel Pump/Assembly RE0 = Remanufactured Fuel Pump/Assembly

Year	Engine	Application Description	AFS/RE0 Pump Only Number	AFS/RE0 Assembly Number	Strainer Filter Number
VOLKSWAGEN (cont.)					
CORRADO					
1992-90	L4 1.8L	From Chassis #50-L-005733		RE0724F	
1990	L4 1.8L	In-Tank; To Chassis #50-L-005732	AFS0642P		
1995-92	V6 2.8L			RE0724F	
DASHER					
1980-77	L4 1.6L	Fuel Inj.	AFS0472P		
FOX					
1993-91	L4 1.8L	In-Tank; From 10/90	AFS0642P		
1991-87	L4 1.8L	Ext. Mntd.; To 10/90	AFS0473P		
1991-87	L4 1.8L	In-Tank; To 10/90	AFS0642P		
GOLF / GOLF GTI					
2005-00	L4 1.8L			RE0909S AFS0909S	
1992-87	L4 1.8L	Exc. 16 Valve; In-Tank	AFS0642P		
1989-87	L4 1.8L	16 Valve; In-Tank	AFS0642P		
1989-87	L4 1.8L	DOHC, Ext. Mounted, 2" Dia.	RE1068P AFS1068P		
1986-85	L4 1.8L	In-Tank	AFS0642P		
2006-04	L4 1.9L	Diesel		RE1095S AFS1095S	
2006-02	L4 2.0L	Exc. GTI		RE0909S AFS0909S	
2001-00	L4 2.0L	Engine Code AEG		RE0909S AFS0909S	
1999	L4 2.0L	GTI Engine Code ABA Mexico Built		RE0717F AFS0717F	
1999	L4 2.0L	GL Engine Code ABA		RE0717F AFS0717F	
1999	L4 2.0L	GL, GLS w/ engine code AEG		RE0909S AFS0909S	
1999	L4 2.0L	GTI Engine Code ABA or AEG, German Built		RE0909S AFS0909S	
1998-97	L4 2.0L	Engine Code ABA		RE0717F AFS0717F	
1996-93	L4 2.0L			RE0717F AFS0717F	
1992-90	L4 2.0L	16 Valve; In-Tank	AFS0642P		
1992-90	L4 2.0L	DOHC, 16 Valve, Ext. Mounted, 2" Dia.	RE1068P AFS1068P		
2005-00	V6 2.8L			RE0909S AFS0909S	
1999	V6 2.8L	GTI Engine Code AAA, German Built		RE0909S AFS0909S	
1999	V6 2.8L	Engine Code AFP, German or Mexico Built		RE0909S AFS0909S	
1999	V6 2.8L	GTI Engine Code AAA Mexico Built		RE0717F AFS0717F	
1998-95	V6 2.8L			RE0717F AFS0717F	
JETTA / JETTA GL					
1984-80	L4 1.8L, 1.6L, 1.7L		AFS0472P		
2005-00	L4 1.8L			RE0909S AFS0909S	
1992-85	L4 1.8L	SOHC; 16 Valve; In-Tank	AFS0642P		
1989-87	L4 1.8L	DOHC; 16 Valve; In-Tank	AFS0642P		
1989-87	L4 1.8L	DOHC, 16 Valve, Ext. Mounted, 2" Dia.	RE1068P AFS1068P		

AFS = New Fuel Pump/Assembly RE0 = Remanufactured Fuel Pump/Assembly

Year	Engine	Application Description	AFS/RE0 Pump Only Number	AFS/RE0 Assembly Number	Strainer Filter Number
VOLKSWAGEN (cont.)					
JETTA / JETTA GL (cont.)					
2005-04	L4 1.9L	Diesel, Engine Code BEW		RE1095S AFS1095S	
2005-00	L4 2.0L			RE0909S AFS0909S	
1999	L4 2.0L	Old Body Style		RE0717F AFS0717F	
1999	L4 2.0L	w/ new body style		RE0909S AFS0909S	
1998-96	L4 2.0L	Engine Code ABA		RE0717F AFS0717F	
1995-93	L4 2.0L			RE0717F AFS0717F	
1992-90	L4 2.0L	16 Valve; In-Tank	AFS0642P		
1992-90	L4 2.0L	DOHC, 16 Valve, Ext. Mounted, 2" Dia.	RE1068P AFS1068P		
2004-00	V6 2.8L			RE0909S AFS0909S	
1999	V6 2.8L	Old Body Style		RE0717F AFS0717F	
1999	V6 2.8L	New Body Style; w/ Engine Code AFP		RE0909S AFS0909S	
1998-95	V6 2.8L			RE0717F AFS0717F	
1994	V6 2.8L	German Built		RE0724F	
1994	V6 2.8L	Mexico Built		RE0717F AFS0717F	
PASSAT / PASSAT SYNCRO					
2005-02	L4 1.8L	Engine Code AWM		AFS0718F	
2001	L4 1.8L	Engine Code ATW, AWN		AFS0718F	
2000	L4 1.8L	Engine Code ATW, AUG		AFS0718F	
1999-98	L4 1.8L			AFS0718F	
1996-95	L4 2.0L			RE0660F	
1993-90	L4 2.0L	16 Valve; In-Tank	AFS0642P		
1993-90	L4 2.0L	DOHC, 16 Valve, Ext. Mounted, 2" Dia.	RE1068P AFS1068P		
2005-01	V6 2.8L	FWD		AFS0718F	
2005-01	V6 2.8L	4 Motion Only		RE0722F AFS0722F	
2000-98	V6 2.8L			AFS0718F	
1997-96	V6 2.8L	German Built		RE0724F	
1997-96	V6 2.8L	Mexico Built		RE0660F	
1995-93	V6 2.8L			RE0724F	
RABBIT, RABBIT CONVERTIBLE, RABBIT PICK-UP					
1977	L4 1.6L	From Chassis #1773075171	AFS0472P		
1984-78	L4 1.5L, 1.7L, 1.8L	Ext. Mntd.	AFS0472P		
SCIROCCO					
1977	L4 1.6L	w/Elect. Pump; From Chassis #5372014551	AFS0472P		
1983-78	L4 1.5L, 1.6L, 1.7L		AFS0472P		
1988-85	L4 1.8L	Includes 16 Valve; Ext. Mntd.	AFS0472P		
1988-85	L4 1.8L	Includes 16 Valve; In-Tank	AFS0642P		

AFS = New Fuel Pump/Assembly RE0 = Remanufactured Fuel Pump/Assembly

Year	Engine	Application Description	AFS/RE0 Pump Only Number	AFS/RE0 Assembly Number	Strainer Filter Number
VOLKSWAGEN TRUCK					
EUROVAN					
1996-94	L5 2.5L			RE0660F	
1993	L5 2.5L	From Chassis #70-P-030001		RE0660F	
2003-99	V6 2.8L			RE0660F	
TRANSPORTER					
1975	H4 1.8L		RE1063P AFS1063P		
1976-75	H4 2.0L		RE1063P AFS1063P		
VANAGON					
1985-83	H4 1.9L		RE1063P AFS1063P		
1991-86	H4 2.1L		RE1063P AFS1063P		
1983-80	H4 2.0L		RE1063P AFS1063P		
VOLVO					
140 SERIES					
1974-72	L4 2.0L	B20E (Ext. Mounted, High Pressure Pump)	AFS0143P		
1989-88	L4 2.5L		RE1026P	AFS1026P	RF0016
1991-89	L6 4.9L	In-Tank; w/16 Gal. Center Tank; 138" Wheelbase		RE0102S AFS0102S	
2007-03	V8 6.0L (P)	Frame Mount	AFS0972P		
1995-88	V8 7.4L (N)	w/ Driver Side Mount; Exc. Cab Chassis	RE0220P AFS0220P	AFS0779S	RF0004
160 SERIES					
1975-72	L6 3.0L	B30E (Ext. Mounted, High Pressure Pump)	AFS0143P	RE0903S AFS0440S	
240 SERIES					
1979-75	L4 2.0L	External Mount High Pressure Pump; w/ Bosch #0580-254-996	AFS0143P		
1982	L4 2.1L	B21F; w/ LH-Jetronic; Except VDO Pump; Ext. Mtd. High Pressure Pump	AFS0319P		
1979-76	L4 2.1L	External Mount High Pressure Pump; w/ Bosch #0580-254-996	AFS0143P		
1993-85	L4 2.3L	B230F Fuel Inj., Externally Mounted High Pressure Pump	AFS0319P		
1984-83	L4 2.3L	B23F; w/ LH-Jetronic; Except VDO Pump; Ext. Mtd. High Pressure Pump	AFS0319P		
260 SERIES					
1979-76	V6 2.7L	B27F; Fuel Inj.; Ext. Mntd.; w/ Bosch #0580-254-996	AFS0143P		
740 SERIES					
1992-91	L4 2.3L	B230F; Ext. Mntd.; Exc. Regina Fuel/Ignition System	AFS0319P		
1992-91	L4 2.3L	B230F, w/Regina Fuel/Ing. System	RE1061P		
1992-88	L4 2.3L	B230FT; Turbo; In-Tank	RE0635P AFS0635P		RF0001
1990	L4 2.3L	B230F; In-Tank; High Pressure Pump; Used w/o Externally Mntd. Pump	RE0202P AFS0202P		RF0001
1990	L4 2.3L	B230F; In-Tank; Low Pressure Pump; Used with Externally Mntd. Pump	AFS0005P		RF0001
1990-89	L4 2.3L	B234F; DOHC; In-Tank	AFS0005P		RF0001
1990-89	L4 2.3L	B234F; DOHC; Ext. Mntd.	AFS0319P		
1990-88	L4 2.3L	B230FT; Turbo; In-Tank	RE0635P		RF0001

AFS = New Fuel Pump/Assembly RE0 = Remanufactured Fuel Pump/Assembly

Year	Engine	Application Description	AFS/RE0 Pump Only Number	AFS/RE0 Assembly Number	Strainer Filter Number
VOLVO (cont.)					
740 SERIES (cont.)					
1989-88	L4 2.3L	B230F Fuel Inj., Externally Mounted High Pressure Pump	AFS0319P		
1987-85	L4 2.3L	B230F Fuel Inj.; B230FT Turbo; Externally Mounted High Pressure Pump	AFS0319P		
760 SERIES					
1990-88	L4 2.3L	B230FT; Turbo; In-Tank	RE1057P AFS1057P		RF0001
1990-85	L4 2.3L	B230FT; Turbo; Ext. Mntd.	AFS0319P		
1987	L4 2.3L	B230FT; Turbo; In-Tank 2nd Design 5 1/4" Long	RE0219P AFS0219P		RF0001
1984	L4 2.3L	B23FT; Turbo; Ext. Mntd.	AFS0319P		
1990-88	L4 2.8L	B280F, w/ LH-Jetronic, In-Tank	RE1057P AFS1057P		RF0001
1990-88	V6 2.8L	B280F; w/LH-Jetronic Ext. Mntd.	AFS0319P		
1987	V6 2.8L	B280F; In-Tank 2nd Design 5 1/4" Long	RE0219P AFS0219P		RF0003
1987	V6 2.8L	B280F; Ext. Mntd.	AFS0319P		
780 SERIES					
1991-89	L4 2.3L	B230FT; Turbo; Ext. Mntd.	AFS0319P		
1991-89	L4 2.3L	B230FT; Turbo; In-Tank	RE0635P AFS0635P		RF0001
1990-87	V6 2.8L	B280F; Ext. Mntd.	AFS0319P		
1990-87	V6 2.8L	B280F, In-Tank	RE0635P AFS0635P		RF0001
850 SERIES					
1997-96	L5 2.3L	B5234T1; B5234T5 (Turbo)		RE0720F	
1994	L5 2.3L	B5254FT Turbo		RE0720F	
1997	L5 2.4L	B5254T Turbo		RE0720F	
1997-95	L5 2.4L	B5254S; w / Blade Type Electrical Connector	RE0665P AFS0665P	RE0720F	
1994-93	L5 2.4L	B5254F; w / Blade Type Electrical Connector	RE0665P AFS0665P	RE0720F	
940 SERIES					
1995	L4 2.3L	B230FD; B230FT Turbo; Low Pressure; In-Tank	RE0635P		RF0001
1995	L4 2.3L	B230FD; B230FT Turbo; External Mount	AFS0319P		
1995	L4 2.3L	B230FD; B230FT Turbo; High Pressure; In-Tank; w/ Blade Type Electrical Connector	RE0665P AFS0665P		
1994	L4 2.3L	B230F, SOHC, w/Regina Fuel Ing. System, w/o Turbo, High Pressure, In-Tank	RE1061P AFS1061P		
1994-92	L4 2.3L	B230FT; SOHC; Turbo; Low Pressure; In-Tank	RE0635P		RF0001
1994-92	L4 2.3L	B230FT; SOHC; Turbo; High Pressure; In-Tank; w/ Blade Type Connector	RE0665P AFS0665P		
1994-92	L4 2.3L	B230F; SOHC; w/o Regina Fuel/Ignition System; B230FT; Turbo; External Mount	AFS0319P		
1991	L4 2.3L	B234F; DOHC; Low Pressure; In-Tank	AFS0005P		RF0001
1991	L4 2.3L	B230FT; SOHC; Turbo; Low Pressure; In-Tank	RE0635P		RF0001
1991	L4 2.3L	B230FT; SOHC; Turbo; High Pressure; In-Tank; w/ Blade Type Connector	RE0665P AFS0665P		
1991	L4 2.3L	B230FT, SOHC, Turbo; B234F, DOHC; External Mount	AFS0319P		
960 SERIES					
1997-95	L6 2.9L	B6304S2; DOHC; High Pressure Pump In-Tank Pump	RE0635P		RF0001
1997-92	L6 2.9L	B6304F; DOHC; In-Tank	RE0665P AFS0665P		
1997-92	L6 2.9L	B6304F; DOHC; Ext. Mntd.	AFS0319P		

AFS = New Fuel Pump/Assembly RE0 = Remanufactured Fuel Pump/Assembly

Year	Engine	Application Description	AFS/RE0 Pump Only Number	AFS/RE0 Assembly Number	Strainer Filter Number
VOLVO (cont.)					
960 SERIES (cont.)					
1994-92	L6 2.9L	B6304F; DOHC; Low Pressure In-Tank Pump; Used w/ High Pressure Externally Mounted Pump	RE0635P	AFS0635P	RF0001
C70					
2004-98	L5 2.3L	B5234T3, B5234T9		RE0720F	
2004-98	L5 2.4L	B5254T, B5244T, B5244T7		RE0720F	
S60					
2002-01	L5 2.3L	w/ Plastic Tank		RE1093S AFS1093S	
2002-01	L5 2.4L	w/ Plastic Tank		RE1093S AFS1093S	
S70					
2002-01	L5 2.3L	w/ Plastic Tank		RE1093S AFS1093S	
2000-98	L5 2.3L	B5234T3, Turbo		RE0720F	
2002-01	L5 2.4L	w/ Plastic Tank		RE1093S AFS1093S	
2000-99	L5 2.4L	B5254S, B5254T, FWD; Includes Turbo		RE0720F	
S80					
2001-99	L6 2.8L			RE1093S AFS1093S	
2002-01	L6 2.9L			RE1093S AFS1093S	
S90					
1998	L6 2.9L	B6304S2; DOHC; Ext. Mntd. High Pressure Pump	AFS0319P		
1998	L6 2.9L	B6304S2; DOHC; Low Pressure In-Tank Pump; Used w/ High Pressure Externally Mounted Pump	RE0635P	AFS0635P	RF0001
1998	L6 2.9L	B6304S2; DOHC; High Pressure Pump In-Tank Pump w/ Blade Type Conjector; w/o Externally Mounted Pump	RE0665P AFS0665P		
V70					
2000-98	L5 2.3L	FWD; Turbo		RE0720F	
2000-98	L5 2.4L	FWD; Includes Turbo		RE0720F	
V90					
1998	L6 2.9L	B6304S2; DOHC; Ext. Mntd. High Pressure Pump	AFS0319P		
1998	L6 2.9L	B6304S2; DOHC; Low Pressure In-Tank Pump; Used w/ High Pressure Externally Mounted Pump	RE0635P ³	AFS0635P	RF0001
1998	L6 2.9L	B6304S2; DOHC; High Pressure Pump In-Tank Pump w/ Blade Type Conjector; w/o Externally Mounted Pump	RE0665P AFS0665P		

³ Strainer Included with Pump

Buyer's Guide - Fuel Pumps

Part No.	Year	Make	Model
AFS0001P	1991-85	FORD TRUCK	AEROSTAR, BRONCO II, E-150, E-150 ECONOLINE, E-250, E-250 ECONOLINE, E-250 SUPER DUTY, E-350, E-350 ECONOLINE, E-350 SUPER DUTY, F-150, F-150 HERITAGE, F-250, F-250 PICKUP, F-350, F-350 PICKUP, RANGER
	1988-83	FORD	LTD, LTD CROWN VICTORIA, COUNTRY SQUIRE, LX, MUSTANG, MUSTANG II, THUNDERBIRD
	1984-83	LINCOLN	CONTINENTAL, MARK III, IV, V VI, VII, VIII
	1986-83	MERCURY	CAPRI, COUGAR, XR7, MARQUIS, MARQUIS BROUGHAM, GRAND MARQUIS
	1989-85	MERKUR	XR4TI
AFS0005P	1991-90	FORD TRUCK	E-150, E-150 ECONOLINE, E-250, E-250 ECONOLINE, E-250 SUPER DUTY, E-350, E-350 ECONOLINE, E-350 SUPER DUTY, F-350, F-350 PICKUP
	1991-89	VOLVO	740 SERIES, 940 SERIES
AFS0007P	1987	FORD	TEMPO
	1987	MERCURY	TOPAZ
AFS0013P	1986-83	FORD	LTD, LTD CROWN VICTORIA, COUNTRY SQUIRE, LX, MUSTANG, MUSTANG II, THUNDERBIRD
	1986-85	MERCURY	MARQUIS, MARQUIS BROUGHAM, GRAND MARQUIS
AFS0016P	1995-86	FORD	ESCORT, ESCORT GT, EXP, ZX2, TAURUS
	1995-86	MERCURY	SABLE
	1989	SAAB	900
AFS0017P	1997-95	FORD TRUCK	WINDSTAR
	1997-85	FORD	LTD, LTD CROWN VICTORIA, COUNTRY SQUIRE, LX, THUNDERBIRD
	1992-86	LINCOLN	MARK III, IV, V VI, VII, VIII, TOWN CAR
	1997-89	MERCURY	COUGAR, XR7, MARQUIS, MARQUIS BROUGHAM, GRAND MARQUIS
AFS0022P	1997-89	FORD TRUCK	BRONCO II, E-150, E-150 ECONOLINE, E-250, E-250 ECONOLINE, E-250 SUPER DUTY, E-350, E-350 ECONOLINE, E-350 SUPER DUTY, EXPLORER, F-150, F-150 HERITAGE, F-250, F-250 PICKUP, F-350, F-350 PICKUP
AFS0023P	1995-89	CHEVROLET / GEO TRUCK	TRACKER (Chevrolet and GEO)
	2005-99	MAZDA	MIATA
	1995-90	SUZUKI TRUCK	SAMURAI, SIDEKICK
AFS0026P	1997-90	FORD TRUCK	F-150, F-150 HERITAGE, F-250, F-250 PICKUP, F-350, F-350 PICKUP
AFS0027P	1996-94	FORD	ESCORT, ESCORT GT, EXP, ZX2
	1996-94	MERCURY	TRACER
AFS0028P	1998-93	NISSAN TRUCK	QUEST
AFS0029P	1997-95	FORD TRUCK	WINDSTAR
	1996-93	FORD	LTD, LTD CROWN VICTORIA, COUNTRY SQUIRE, LX
	1996-93	LINCOLN	TOWN CAR
	1998-97	MERCURY TRUCK	VILLAGER
	1996-93	MERCURY	MARQUIS, MARQUIS BROUGHAM, GRAND MARQUIS, TOPAZ
AFS0031S	1997	FORD	TAURUS
	1997	MERCURY	SABLE
AFS0036S	1995-86	FORD	TAURUS
	1995-86	MERCURY	SABLE
AFS0037S	1995-86	FORD	TAURUS
	1994-88	LINCOLN	CONTINENTAL
	1995-86	MERCURY	SABLE
AFS0038S	1997-89	FORD TRUCK	RANGER
	1997-95	MAZDA TRUCK	B2300, B3000, B4000
AFS0039S	1989-86	FORD	TAURUS
	1989-86	MERCURY	SABLE
AFS0040S	1989-86	FORD TRUCK	AEROSTAR
AFS0042S	1990-87	FORD	ESCORT, ESCORT GT, EXP, ZX2
	1987	MERCURY	LYNX, LN7
AFS0044F	1989-83	LINCOLN	TOWN CAR
	1989-86	MERCURY	MARQUIS, MARQUIS BROUGHAM, GRAND MARQUIS
AFS0046F	1986-83	FORD	LTD, LTD CROWN VICTORIA, COUNTRY SQUIRE, LX
	1991-83	MERCURY	COLONY PARK
AFS0056S	1997-89	FORD	THUNDERBIRD
	1997-89	MERCURY	COUGAR, XR7
AFS0059S	1994-88	FORD	TEMPO
AFS0060S	1989-87	FORD TRUCK	F-150, F-150 HERITAGE, F-250, F-250 PICKUP, F-350, F-350 PICKUP
AFS0061S	1989-87	FORD TRUCK	F-150, F-150 HERITAGE, F-250, F-250 PICKUP, F-350, F-350 PICKUP
AFS0062S	1989-87	FORD TRUCK	F-150, F-150 HERITAGE, F-250, F-250 PICKUP, F-350, F-350 PICKUP
AFS0063S	1993-91	FORD	ESCORT, ESCORT GT, EXP, ZX2
	1993-91	MERCURY	TRACER
AFS0064S	1997-90	FORD TRUCK	RANGER

Buyer's Guide - Fuel Pumps

Part No.	Year	Make	Model
AFS0064S co	1997-95	MAZDA TRUCK	B2300, B3000, B4000
AFS0065S	1997-89	FORD TRUCK	AEROSTAR
AFS0066S	1995-90	FORD	TAURUS
	1995-90	MERCURY	SABLE
AFS0067F	1993-85	FORD	MUSTANG, MUSTANG II
AFS0069S	1996-95	FORD	LTD, LTD CROWN VICTORIA, COUNTRY SQUIRE, LX
	1996-95	LINCOLN	TOWN CAR
	1996-95	MERCURY	MARQUIS, MARQUIS BROUGHAM, GRAND MARQUIS
AFS0070F	1996-93	MERCURY TRUCK	VILLAGER
AFS0071S	1995-89	FORD	TAURUS
AFS0072F	1997-95	FORD TRUCK	WINDSTAR
AFS0075S	1991-90	FORD	LTD, LTD CROWN VICTORIA, COUNTRY SQUIRE, LX
	1991-90	MERCURY	MARQUIS, MARQUIS BROUGHAM, GRAND MARQUIS
AFS0078S	1994-92	FORD	LTD, LTD CROWN VICTORIA, COUNTRY SQUIRE, LX
	1994-90	LINCOLN	TOWN CAR
	1994-93	MERCURY	MARQUIS, MARQUIS BROUGHAM, GRAND MARQUIS
AFS0088S	1990-86	FORD TRUCK	E-150, E-150 ECONOLINE, E-250, E-250 ECONOLINE, E-250 SUPER DUTY, E-350, E-350 ECONOLINE, E-350 SUPER DUTY
AFS0090S	1991-86	FORD TRUCK	E-150, E-150 ECONOLINE, E-250, E-250 ECONOLINE, E-250 SUPER DUTY, E-350, E-350 ECONOLINE, E-350 SUPER DUTY
AFS0091S	1990-87	FORD	ESCORT, ESCORT GT, EXP, ZX2
	1987	MERCURY	LYNX, LN7
AFS0099S	1994-91	FORD TRUCK	EXPLORER
AFS0100S	1998	FORD	TAURUS
	1998	MERCURY	SABLE
AFS0102S	1991-89	FORD TRUCK	E-150, E-150 ECONOLINE, E-250, E-250 ECONOLINE, E-250 SUPER DUTY, E-350, E-350 ECONOLINE, E-350 SUPER DUTY
	1991-89	VOLVO	140 SERIES
AFS0104S	1986-85	FORD TRUCK	F-150, F-150 HERITAGE, F-250, F-250 PICKUP
AFS0105F	1996-94	FORD	ESCORT, ESCORT GT, EXP, ZX2
	1996-94	MERCURY	TRACER
AFS0106S	1996	FORD	TAURUS
	1996	MERCURY	SABLE
AFS0109P	2001-00	FORD TRUCK	E-250, E-250 ECONOLINE, E-250 SUPER DUTY, E-350, E-350 ECONOLINE, E-350 SUPER DUTY
	1996-93	FORD	LTD, LTD CROWN VICTORIA, COUNTRY SQUIRE, LX
	1994-93	LINCOLN	TOWN CAR
	2002-95	MAZDA	626
	1996-93	MERCURY	MARQUIS, MARQUIS BROUGHAM, GRAND MARQUIS
AFS0111S	2000-97	FORD	LTD, LTD CROWN VICTORIA, COUNTRY SQUIRE, LX
	2000-97	LINCOLN	TOWN CAR
	2000-97	MERCURY	MARQUIS, MARQUIS BROUGHAM, GRAND MARQUIS
AFS0121P	1983-81	FIAT	124, 124 SPIDER, BRAVA, X-1/9
	1982-80	LINCOLN	CONTINENTAL, MARK III, IV, V VI, VII, VIII, TOWN CAR
	1982	MERCURY	COLONY PARK
AFS0123S	1991-89	FORD TRUCK	E-350, E-350 ECONOLINE, E-350 SUPER DUTY
AFS0124F	1996-93	LINCOLN	MARK III, IV, V VI, VII, VIII
AFS0125F	1997-94	FORD	ASPIRE
AFS0126F	1997-94	FORD	ASPIRE
AFS0128S	2000-95	FORD TRUCK	EXPLORER
AFS0129S	1995	FORD TRUCK	EXPLORER
AFS0130S	1996	FORD	TAURUS
	1996	MERCURY	SABLE
AFS0131S	1996-95	LINCOLN	CONTINENTAL
AFS0140F	1997	FORD	ESCORT, ESCORT GT, EXP, ZX2
AFS0143P	1976-72	BMW	2000 SERIES, 530 SERIES
	1980-75	CADILLAC	DEVILLE, DEVILLE CONCOURS, ELDORADO, SEVILLE
	1986-84	FORD	ESCORT, ESCORT GT, EXP, ZX2
	1986-83	MERCURY	LYNX, LN7
	1979-72	VOLVO	140 SERIES, 160 SERIES, 240 SERIES, 260 SERIES
AFS0159S	1995-92	FORD TRUCK	E-150, E-150 ECONOLINE, E-250, E-250 ECONOLINE, E-250 SUPER DUTY, E-350, E-350 ECONOLINE, E-350 SUPER DUTY, F-350, F-350 PICKUP
AFS0161S	1995-92	FORD TRUCK	E-150, E-150 ECONOLINE, E-250, E-250 ECONOLINE, E-250 SUPER DUTY, E-350, E-350 ECONOLINE, E-350 SUPER DUTY, F-350, F-350 PICKUP
AFS0162S	1995-92	FORD TRUCK	E-150, E-150 ECONOLINE, E-250, E-250 ECONOLINE, E-250 SUPER DUTY, E-350, E-350 ECONOLINE, E-350 SUPER DUTY, F-350, F-350 PICKUP
AFS0179S	1996	FORD TRUCK	E-150, E-150 ECONOLINE, E-250, E-250 ECONOLINE, E-250 SUPER

Buyer's Guide - Fuel Pumps

Part No.	Year	Make	Model
AFS0179S co			DUTY, E-350, E-350 ECONOLINE, E-350 SUPER DUTY, F-350, F-350 PICKUP
AFS0180S	1996	FORD TRUCK	E-150, E-150 ECONOLINE, E-250, E-250 ECONOLINE, E-250 SUPER DUTY, E-350, E-350 ECONOLINE, E-350 SUPER DUTY, F-350, F-350 PICKUP
AFS0197S	1998-97	FORD TRUCK	EXPEDITION
	1998	LINCOLN TRUCK	NAVIGATOR
AFS0198S	1998-97	FORD TRUCK	EXPLORER
	1998-97	MERCURY TRUCK	MOUNTAINEER
AFS0200S	1998-97	FORD TRUCK	WINDSTAR
AFS0201P	1998-88	CHEVROLET / GEO TRUCK	C1500 PICKUP, C2500 PICKUP, C3500 PICKUP, G SERIES VANS, K1500 PICKUP, K2500 PICKUP, K3500 PICKUP, P SERIES VAN, R SERIES PICKUP, V SERIES PICKUP
	1993-88	GMC TRUCK	C1500 PICKUP, C2500 PICKUP, C3500 PICKUP, G SERIES VANS, K1500 PICKUP, K2500 PICKUP, K3500 PICKUP, P SERIES VAN, R SERIES PICKUP, V SERIES PICKUP
AFS0202P	1996-85	CHEVROLET	CAMARO, CAPRICE, CORVETTE
	1992-85	PONTIAC	6000, FIREBIRD, TRANS AM, GRAND PRIX
	1990	VOLVO	740 SERIES
AFS0204P	1992-87	BUICK	CENTURY, SKYHAWK, SKYLARK
	1989-85	CADILLAC	COMMERCIAL CHASSIS, DEVILLE, DEVILLE CONCOURS, ELDORADO, FLEETWOOD, SEVILLE
	1997-92	CHEVROLET / GEO TRUCK	C2500 PICKUP, G SERIES VANS, K3500 PICKUP, P SERIES VAN, SUBURBAN - CHEVROLET
	1993-87	CHEVROLET	BERETTA, CAVALIER, CELEBRITY, CORSICA, LUMINA
	1999-94	GMC TRUCK	C2500 PICKUP, C3500 PICKUP, G SERIES VANS, K2500 PICKUP, K3500 PICKUP, P SERIES VAN, SUBURBAN - GMC
	1992-87	OLDSMOBILE	CALAIS, CUTLASS CALAIS, CIERA, CUTLASS CIERA, FIRENZA
	1991-87	PONTIAC	6000, GRAND AM, SUNBIRD, J2000
AFS0205P	1992-86	BUICK	CENTURY, ELECTRA, ELECTRA ESTATE WAGON, ELECTRA PARK AVENUE, PARK AVENUE, LESABRE
	1993-86	CADILLAC	COMMERCIAL CHASSIS, DEVILLE, DEVILLE CONCOURS, FLEETWOOD
	1990-87	CHEVROLET	CELEBRITY, SPECTRUM (Chevrolet and GEO)
	1990-89	DODGE TRUCK	RAIDER, RAM 50, POWER RAM 50, D50
	1991-85	DODGE	COLT, COLT VISTA
	1989-87	ISUZU	I-MARK
	1991-87	MITSUBISHI TRUCK	MIGHTY MAX, MONTERO, VAN
	1988-85	MITSUBISHI	MIRAGE
	1992-87	OLDSMOBILE	88, CUSTOM CRUISER, DELTA 88, EIGHTY EIGHT, 98, NINETY EIGHT, REGENCY, CIERA, CUTLASS CIERA
	1991-85	PLYMOUTH	COLT, COLT VISTA
	1992-87	PONTIAC	6000, BONNEVILLE
AFS0206P	1991	BMW	318 SERIES
	1992-84	BUICK	CENTURY, ELECTRA, ELECTRA ESTATE WAGON, ELECTRA PARK AVENUE, PARK AVENUE, LESABRE, REATTA, REGAL, RIVIERA, SKYHAWK, SKYLARK, SOMERSET
	1993-85	CADILLAC	ALLANTE, CIMARRON, DEVILLE, DEVILLE CONCOURS, FLEETWOOD
	1995-94	CHEVROLET / GEO TRUCK	S-10 PICKUP
	1992-85	CHEVROLET	BERETTA, CAMARO, CAVALIER, CELEBRITY, CITATION, CORSICA
	1995-94	GMC TRUCK	S-15 SONOMA / S-15 PICKUP
	1992-84	OLDSMOBILE	88, CUSTOM CRUISER, DELTA 88, EIGHTY EIGHT, 98, NINETY EIGHT, REGENCY, CALAIS, CUTLASS CALAIS, CIERA, CUTLASS CIERA, FIRENZA, TORONADO
	1992-85	PONTIAC	6000, BONNEVILLE, FIERO, FIREBIRD, TRANS AM, GRAND AM, SUNBIRD, J2000
AFS0207P	1996-89	BUICK	REATTA, REGAL, RIVIERA
	1992-88	CADILLAC	ALLANTE, ELDORADO, SEVILLE
	1996-92	CHEVROLET / GEO TRUCK	LUMINA APV VAN
	1996-88	CHEVROLET	BERETTA, CAVALIER, CORSICA, CORVETTE, LUMINA, MONTE CARLO
	1996-92	OLDSMOBILE TRUCK	SILHOUETTE
	1997-89	OLDSMOBILE	CALAIS, CUTLASS CALAIS, CUTLASS, (CRUISER, SALON, SUPREME), VISTA CRUISER, TORONADO
	1996-92	PONTIAC TRUCK	TRANS SPORT
	1996-90	PONTIAC	GRAND PRIX, SUNBIRD, J2000
AFS0208P	1993-91	BUICK	ROADMASTER

Buyer's Guide - Fuel Pumps

Part No.	Year	Make	Model
AFS0208P co	1993	CADILLAC	COMMERCIAL CHASSIS, FLEETWOOD
	1996-87	CHEVROLET / GEO TRUCK	P SERIES VAN
	1993-91	CHEVROLET	CAPRICE
	1996-87	GMC TRUCK	G SERIES VANS, P SERIES VAN
AFS0209P	1996-94	BUICK	ROADMASTER
	1996-94	CADILLAC	COMMERCIAL CHASSIS, FLEETWOOD
	1997-92	CHEVROLET / GEO TRUCK	ASTRO VAN, C1500 PICKUP, C2500 PICKUP, C3500 PICKUP, K1500 PICKUP, K2500 PICKUP, K3500 PICKUP, P SERIES VAN, S-10 BLAZER, S-10 PICKUP, SUBURBAN - CHEVROLET, TAHOE
	1996-94	CHEVROLET	CAPRICE, IMPALA, IMPALA SS
	1997-91	GMC TRUCK	C1500 PICKUP, C2500 PICKUP, C3500 PICKUP, K1500 PICKUP, K2500 PICKUP, K3500 PICKUP, P SERIES VAN, S-15 JIMMY, S-15 SONOMA / S-15 PICKUP, S-15 SYCLONE, S-15 TYPHOON, SAFARI VAN, SUBURBAN - GMC, YUKON, YUKON DENALI, YUKON DENALI XL
AFS0212P	1999-93	BUICK	CENTURY, ELECTRA, ELECTRA ESTATE WAGON, ELECTRA PARK AVENUE, PARK AVENUE, LESABRE
	1999-93	OLDSMOBILE	88, CUSTOM CRUISER, DELTA 88, EIGHTY EIGHT, 98, NINETY EIGHT, REGENCY, CIERA, CUTLASS CIERA, LSS
	1999-94	PONTIAC	BONNEVILLE
AFS0213S	1998	FORD	ESCORT, ESCORT GT, EXP, ZX2
	1998	MERCURY	TRACER
AFS0214P	1994-93	BUICK	ELECTRA, ELECTRA ESTATE WAGON, ELECTRA PARK AVENUE, PARK AVENUE, LESABRE
	1994-93	OLDSMOBILE	88, CUSTOM CRUISER, DELTA 88, EIGHTY EIGHT, 98, NINETY EIGHT, REGENCY
	1994-93	PONTIAC	BONNEVILLE
AFS0215S	1998	FORD	TAURUS
	1998	MERCURY	SABLE
AFS0216P	1995-92	BUICK	SKYLARK
	1995-92	CHEVROLET	BERETTA, CAVALIER, CORSICA
	1995-93	OLDSMOBILE	ACHIEVA
	1998-93	PONTIAC	GRAND AM, SUNBIRD, J2000
AFS0217P	1996	BUICK	ELECTRA, ELECTRA ESTATE WAGON, ELECTRA PARK AVENUE, PARK AVENUE
	1999-96	OLDSMOBILE	LSS
	1999-96	PONTIAC	BONNEVILLE
AFS0219P	1985-82	BUICK	CENTURY, SKYHAWK, SKYLARK
	1985-80	CADILLAC	CIMARRON, COMMERCIAL CHASSIS, DEVILLE, DEVILLE CONCOURS, ELDORADO, FLEETWOOD, SEVILLE
	1985-82	CHEVROLET	CAMARO, CAVALIER, CELEBRITY, CHEVETTE, CITATION
	1985-82	OLDSMOBILE	CIERA, CUTLASS CIERA, FIRENZA, OMEGA
	1993-82	PONTIAC	FIERO, FIREBIRD, TRANS AM, LEMANS, GRAND LEMANS, LEMANS SAFARI, GRAND LEMANS SAFARI, PHOENIX
AFS0220P	1987	VOLVO	760 SERIES
	1988-85	BUICK	CENTURY, SKYHAWK, SKYLARK, SOMERSET
	1992-85	CADILLAC	CIMARRON, COMMERCIAL CHASSIS, DEVILLE, DEVILLE CONCOURS, FLEETWOOD
	1995-85	CHEVROLET / GEO TRUCK	ASTRO VAN, BLAZER FULL SIZE, C1500 PICKUP, C2500 PICKUP, C3500 PICKUP, EL CAMINO, G SERIES VANS, K1500 PICKUP, K2500 PICKUP, K3500 PICKUP, LUMINA APV VAN, R SERIES PICKUP, S-10 BLAZER, S-10 PICKUP, SUBURBAN - CHEVROLET, V SERIES PICKUP
	1992-85	CHEVROLET	CAMARO, CAPRICE, CAVALIER, CELEBRITY, IMPALA, IMPALA SS, LLV POSTAL VEHICLE, MONTE CARLO
	1996-85	GMC TRUCK	C1500 PICKUP, C2500 PICKUP, C3500 PICKUP, CABALLERO, G SERIES VANS, JIMMY (Full Size), K1500 PICKUP, K2500 PICKUP, K3500 PICKUP, R SERIES PICKUP, S-15 JIMMY, S-15 SONOMA / S-15 PICKUP, SAFARI VAN, SUBURBAN - GMC, V SERIES PICKUP, YUKON, YUKON DENALI, YUKON DENALI XL
	1994-90	OLDSMOBILE TRUCK	BRAVADA, SILHOUETTE
	1988-85	OLDSMOBILE	CIERA, CUTLASS CIERA, FIRENZA
	1994-90	PONTIAC TRUCK	TRANS SPORT
	1992-85	PONTIAC	6000, FIERO, FIREBIRD, TRANS AM, GRAND AM, PARISIENNE, SUNBIRD, J2000
1995-88	VOLVO	140 SERIES	
AFS0223S	1998	LINCOLN	CONTINENTAL
AFS0226P	1995-93	CHEVROLET	CAMARO

Buyer's Guide - Fuel Pumps

Part No.	Year	Make	Model
AFS0226P	1995-93	PONTIAC	FIREBIRD, TRANS AM
AFS0228P	1996-91	SATURN	SC SERIES, SL SERIES, SW SERIES
AFS0229S	1998	FORD	MUSTANG, MUSTANG II
AFS0230S	1998	FORD	MUSTANG, MUSTANG II
AFS0231S	1995	CHEVROLET	CAVALIER
	1995	PONTIAC	SUNFIRE
AFS0232S	2004-99	FORD TRUCK	F-250 SUPER DUTY, F-350 SUPER DUTY, F-450 SUPER DUTY, F-550 SUPER DUTY
AFS0233S	1992	BUICK	SKYLARK
	1992	CHEVROLET	CAVALIER
	1992	OLDSMOBILE	ACHIEVA
	1992	PONTIAC	GRAND AM, SUNBIRD, J2000
AFS0234S	1995-93	BUICK	SKYLARK
	1995-92	CHEVROLET	BERETTA, CAVALIER, CORSICA
	1995-93	OLDSMOBILE	ACHIEVA
	1995-93	PONTIAC	GRAND AM, SUNBIRD, J2000
AFS0235S	1998-96	BUICK	SKYLARK
	1998-96	CHEVROLET	CAVALIER
	1998-96	OLDSMOBILE	ACHIEVA
	1998-94	PONTIAC	GRAND AM, SUNFIRE
AFS0236S	1999	FORD TRUCK	F-250 SUPER DUTY, F-350 SUPER DUTY, F-450 SUPER DUTY, F-550 SUPER DUTY
AFS0237S	2004-99	FORD TRUCK	F-250 SUPER DUTY, F-350 SUPER DUTY, F-450 SUPER DUTY, F-550 SUPER DUTY
AFS0238S	2004-99	FORD TRUCK	F-250 SUPER DUTY, F-350 SUPER DUTY, F-450 SUPER DUTY, F-550 SUPER DUTY
AFS0239S	1996	CHEVROLET / GEO TRUCK	S-10 PICKUP
	1996	GMC TRUCK	S-15 SONOMA / S-15 PICKUP
	1996	ISUZU TRUCK	HOMBRE
AFS0240S	1996	CHEVROLET / GEO TRUCK	S-10 BLAZER
	1996	GMC TRUCK	S-15 JIMMY
	1996	OLDSMOBILE TRUCK	BRAVADA
AFS0242S	2004-99	FORD TRUCK	F-250 SUPER DUTY, F-350 SUPER DUTY, F-450 SUPER DUTY, F-550 SUPER DUTY
AFS0243S	1998-97	FORD TRUCK	F-150, F-150 HERITAGE, F-250, F-250 PICKUP
AFS0244S	1996	CHEVROLET / GEO TRUCK	S-10 BLAZER
	1996	GMC TRUCK	S-15 JIMMY
AFS0245S	1995	CHEVROLET / GEO TRUCK	TAHOE
	1995	GMC TRUCK	YUKON, YUKON DENALI, YUKON DENALI XL
AFS0247S	1997-96	CHEVROLET / GEO TRUCK	TAHOE
	1997-96	GMC TRUCK	YUKON, YUKON DENALI, YUKON DENALI XL
AFS0250S	1998-97	FORD TRUCK	F-150, F-150 HERITAGE
AFS0251S	1998	FORD TRUCK	RANGER
	2000-98	MAZDA TRUCK	B2500
AFS0252S	1999-97	CHEVROLET	LUMINA, MONTE CARLO
AFS0253S	1997	CHEVROLET	LUMINA, MONTE CARLO
AFS0254S	1998	FORD TRUCK	RANGER
AFS0255S	1998	FORD TRUCK	RANGER
	2000-98	MAZDA TRUCK	B2500, B3000, B4000
AFS0256S	2003-97	FORD TRUCK	E-150, E-150 ECONOLINE, E-250, E-250 ECONOLINE, E-250 SUPER DUTY
AFS0257P	1990-87	DODGE TRUCK	CARAVAN, MINI RAM VAN, GRAND CARAVAN, ROYAL MIN RAM
	1990-86	DODGE	DAYTONA, OMNI, 024
	1990-88	PLYMOUTH	HORIZON, TC3
AFS0258P	1990-86	JEEP	CHEROKEE, COMANCHE, WRANGLER
	1987-86	RENAULT	ALLIANCE, ENCORE
AFS0260S	2002-97	FORD TRUCK	E-150, E-150 ECONOLINE, E-250, E-250 ECONOLINE, E-250 SUPER DUTY
AFS0261P	1993-88	CHRYSLER	NEW YORKER
	1990-89	DODGE TRUCK	CARAVAN, MINI RAM VAN, GRAND CARAVAN, ROYAL MIN RAM
	1988-85	DODGE	CHARGER, CHARGER SE, CHARGER SHELBY, DYNASTY, OMNI, 024
AFS0262P	1990-88	DODGE TRUCK	1500 RAM VAN / B SERIES VAN, 2500 RAM VAN / B SERIES, 3500 RAM VAN / B SERIES, D SERIES, DAKOTA, RAMCHARGER, W SERIES

Buyer's Guide - Fuel Pumps

Part No.	Year	Make	Model
AFS0264S	1993-92	CHRYSLER TRUCK	TOWN & COUNTRY
	1993-91	DODGE TRUCK	CARAVAN, MINI RAM VAN, GRAND CARAVAN, ROYAL MIN RAM
	1993-91	PLYMOUTH TRUCK	VOYAGER, GRAND VOYAGER
AFS0265S	1993-91	CHRYSLER TRUCK	TOWN & COUNTRY
	1993-91	DODGE TRUCK	CARAVAN, MINI RAM VAN, GRAND CARAVAN, ROYAL MIN RAM
	1993-91	PLYMOUTH TRUCK	VOYAGER, GRAND VOYAGER
AFS0268F	1995-91	CHRYSLER	IMPERIAL, LEBARON, NEW YORKER, TC MASERATI
	1995-91	DODGE	DAYTONA, DYNASTY, SHADOW, SPIRIT
	1995-91	PLYMOUTH	ACCLAIM, SUNDANCE
AFS0271S	1993-91	DODGE TRUCK	D SERIES, W SERIES
AFS0272S	2004-00	FORD TRUCK	F-250 SUPER DUTY, F-350 SUPER DUTY, F-450 SUPER DUTY, F-550 SUPER DUTY
AFS0273S	1993-91	DODGE TRUCK	1500 RAM VAN / B SERIES VAN, 2500 RAM VAN / B SERIES, 3500 RAM VAN / B SERIES
AFS0274S	1996-91	DODGE TRUCK	DAKOTA
AFS0275S	1999	FORD	TAURUS
	1999	MERCURY	SABLE
AFS0277S	1995-93	CHRYSLER	CONCORDE, LHS, NEW YORKER
	1995-93	DODGE	INTREPID
	1995-93	EAGLE	VISION
AFS0278S	1994-93	JEEP	GRAND CHEROKEE, GRAND WAGONEER
AFS0279S	2000-99	FORD TRUCK	WINDSTAR
AFS0280S	1995-92	CHRYSLER TRUCK	TOWN & COUNTRY
	1995-91	DODGE TRUCK	CARAVAN, MINI RAM VAN, GRAND CARAVAN, ROYAL MIN RAM
	1995-91	PLYMOUTH TRUCK	VOYAGER, GRAND VOYAGER
AFS0281S	1995-94	DODGE TRUCK	DAKOTA
AFS0282S	1995-92	DODGE TRUCK	1500 RAM VAN / B SERIES VAN, 2500 RAM VAN / B SERIES, 3500 RAM VAN / B SERIES
AFS0283S	1993-92	DODGE TRUCK	D SERIES, RAMCHARGER, W SERIES
AFS0284S	1994	DODGE TRUCK	RAM 1500 PICKUP, RAM 2500 PICKUP, RAM 3500 PICKUP
AFS0287F	1990-86	CHRYSLER	LASER, LEBARON, NEW YORKER
	1990-86	DODGE	600, ARIES, DAYTONA, SHADOW, SPIRIT
	1990-86	PLYMOUTH	ACCLAIM, CARAVELLE, RELIANT, SUNDANCE
AFS0288F	1990-84	CHRYSLER	E CLASS, IMPERIAL, LASER, LEBARON, NEW YORKER, TC MASERATI
	1990-84	DODGE	600, ARIES, CHARGER, CHARGER SE, CHARGER SHELBY, DAYTONA, DYNASTY, LANCER, SHADOW, SPIRIT
	1990-86	PLYMOUTH	ACCLAIM, CARAVELLE, RELIANT, SUNDANCE
AFS0289S	1993-91	JEEP	CHEROKEE
AFS0291F	1990	CHRYSLER TRUCK	TOWN & COUNTRY
	1990-87	DODGE TRUCK	CARAVAN, MINI RAM VAN, GRAND CARAVAN, ROYAL MIN RAM
	1990-87	PLYMOUTH TRUCK	VOYAGER, GRAND VOYAGER
AFS0292S	1997-95	DODGE	NEON
	1997-95	PLYMOUTH	NEON
AFS0293S	1995-94	CHRYSLER	CONCORDE
	1995-94	DODGE	INTREPID
	1994	EAGLE	VISION
AFS0294S	1995-94	CHRYSLER TRUCK	TOWN & COUNTRY
	1995-94	DODGE TRUCK	CARAVAN, MINI RAM VAN, GRAND CARAVAN, ROYAL MIN RAM
	1995-94	PLYMOUTH TRUCK	VOYAGER, GRAND VOYAGER
AFS0295S	2002-99	LINCOLN	CONTINENTAL
AFS0297F	2000-95	CHRYSLER	SEBRING
	2000-95	DODGE	AVENGER
	1998-95	EAGLE	TALON
	1999-94	MITSUBISHI	ECLIPSE, GALANT
AFS0299S	1995	DODGE TRUCK	RAM 1500 PICKUP, RAM 2500 PICKUP, RAM 3500 PICKUP
AFS0301S	1998-95	CHRYSLER	CIRRUS, SEBRING
	1997-95	DODGE	STRATUS
	1997-96	PLYMOUTH	BREEZE
AFS0302S	1990-87	JEEP	CHEROKEE, WAGONEER
AFS0303S	2000	CHRYSLER TRUCK	GRAND VOYAGER
	1997-96	DODGE TRUCK	RAM 1500 PICKUP, RAM 2500 PICKUP, RAM 3500 PICKUP
AFS0304S	2000-96	CHRYSLER TRUCK	TOWN & COUNTRY
	2000-96	DODGE TRUCK	CARAVAN, MINI RAM VAN, GRAND CARAVAN, ROYAL MIN RAM
	2000-96	PLYMOUTH TRUCK	VOYAGER, GRAND VOYAGER
AFS0305S	1996	DODGE TRUCK	DAKOTA
AFS0306S	1996	DODGE TRUCK	DAKOTA
AFS0307S	1999-96	DODGE	NEON
	1999-96	PLYMOUTH	NEON
AFS0308S	1996	DODGE TRUCK	1500 RAM VAN / B SERIES VAN, 2500 RAM VAN / B SERIES, 3500

Buyer's Guide - Fuel Pumps

Part No.	Year	Make	Model
AFS0308S	co		RAM VAN / B SERIES
AFS0309S	2002-97	FORD TRUCK	EXPEDITION
AFS0310S	1997	DODGE TRUCK	1500 RAM VAN / B SERIES VAN, 2500 RAM VAN / B SERIES, 3500 RAM VAN / B SERIES
AFS0312S	2002-97 2002-99	FORD TRUCK LINCOLN TRUCK	EXPEDITION NAVIGATOR
AFS0313S	2002-99 2002-99	FORD TRUCK LINCOLN TRUCK	EXPEDITION NAVIGATOR
AFS0315S	2004-97	FORD TRUCK	F-150, F-150 HERITAGE, F-250, F-250 PICKUP
AFS0317S	2004-97	FORD TRUCK	F-150, F-150 HERITAGE
AFS0318P	1989-86 1989-87 1992-90 1987-84 1987-85 1985-84 1988-83 1987-84 1984-80	ACURA CHRYSLER DAIHATSU DODGE HONDA MAZDA MITSUBISHI PLYMOUTH TOYOTA	INTEGRA CONQUEST ROCKY COLT, COLT VISTA, CONQUEST ACCORD, CIVIC, CRX, PRELUDE, WAGOVAN RX-7 CORDIA, TREDIA COLT, COLT VISTA, CONQUEST CAMRY, CELICA, CRESSIDA
AFS0319P	1992-88 1998-82	JAGUAR VOLVO	SOVEREIGN, VANDEN PLAS, XJ6 240 SERIES, 740 SERIES, 760 SERIES, 780 SERIES, 940 SERIES, 960 SERIES, S90, V90
AFS0322P	1987-83 1986 1988-75 1984-83 1991-83	ISUZU NISSAN TRUCK NISSAN SUBARU TRUCK SUBARU	IMPULSE 720 PICKUP 280Z, 280ZX, 810, MAXIMA, MULTI, STANZA BRAT DL, GL, GL-10, GF, GLF, STANDARD, LOYALE, XT, XT6
AFS0323S	1999	FORD TRUCK	RANGER
AFS0324P	1979-77 1982 1988-82	NISSAN TRUCK SUBARU TRUCK SUBARU UNIVERSAL APPLICATION ELECTRIC FUEL PUMPS	620 PICKUP BRAT DL, GL, GL-10, GF, GLF, STANDARD, JUSTY, RX Universal
AFS0325S	1999 1998	FORD TRUCK MAZDA TRUCK	RANGER B3000
AFS0327P	1995-87 1991-87 1992-88 1990-89 1994-89 1993-89 1996-86 1991-90 1995-89 1992-86 1994-88 1994-85 1994-89 1991-87 1991-89 1994-89 1994-84 1995-83	ACURA CHEVROLET DAIHATSU DODGE EAGLE FORD HONDA LEXUS MAZDA TRUCK MAZDA MERCURY MITSUBISHI PLYMOUTH STERLING SUZUKI TRUCK SUZUKI TOYOTA TRUCK TOYOTA	LEGEND, VIGOR METRO (Chevrolet and GEO), NOVA, PRIZM (Chevrolet and GEO), SPRINT CHARADE COLT, COLT VISTA SUMMIT, TALON FESTIVA, PROBE ACCORD, CIVIC, CRX, PRELUDE ES SERIES B2200, B2600, MPV 323, 626, 929, MX-6, PROTEGE, RX-7 CAPRI, TRACER ECLIPSE, GALANT, MIRAGE, SIGMA COLT, COLT VISTA, LASER 825, 827 SIDEKICK SWIFT 4RUNNER, LAND CRUISER, PICKUP, PREVIA, VAN CAMRY, CELICA, COROLLA, CRESSIDA, MR2 SPYDER, SUPRA
AFS0328S	1999 1999	FORD TRUCK MAZDA TRUCK	RANGER B4000
AFS0329P	1996-88	NISSAN TRUCK	PICKUP, D21 PICKUP
AFS0330S	1999	FORD TRUCK	RANGER
AFS0332S	1999 1999-98	FORD TRUCK MAZDA TRUCK	RANGER B4000
AFS0333S	2000-99	FORD	MUSTANG, MUSTANG II
AFS0336S	2003-99 1999	FORD MERCURY	ESCORT, ESCORT GT, EXP, ZX2 TRACER
AFS0338S	2003-97	FORD TRUCK	E-150, E-150 ECONOLINE, E-250, E-250 ECONOLINE, E-250 SUPER DUTY, E-350, E-350 ECONOLINE, E-350 SUPER DUTY, E-450, E-450 ECONOLINE, E-450 SUPER DUTY
AFS0340S	2000 2000	FORD MERCURY	TAURUS SABLE

Buyer's Guide - Fuel Pumps

Part No.	Year	Make	Model
AFS0341S	2001-00	FORD TRUCK	RANGER
	2001	MAZDA TRUCK	B2500
AFS0342S	2001-00	FORD TRUCK	RANGER
AFS0343P	1994-89	CHEVROLET	METRO (Chevrolet and GEO)
	1994-89	SUZUKI	SWIFT
AFS0344S	2001-00	FORD TRUCK	RANGER
	2000	MAZDA TRUCK	B4000
AFS0345F	1995-88	ISUZU TRUCK	AMIGO, PICKUP, RODEO, TROOPER, TROOPER II
AFS0347S	1998	FORD	TAURUS
AFS0349S	2004-99	FORD TRUCK	F-250 SUPER DUTY, F-350 SUPER DUTY, F-450 SUPER DUTY, F-550 SUPER DUTY
AFS0353S	2003-97	FORD TRUCK	E-150, E-150 ECONOLINE, E-250, E-250 ECONOLINE, E-250 SUPER DUTY, E-350, E-350 ECONOLINE, E-350 SUPER DUTY, E-450, E-450 ECONOLINE, E-450 SUPER DUTY, E-550 SUPER DUTY
AFS0354S	2003-00	FORD	TAURUS
AFS0355P	1995-94	HONDA TRUCK	PASSPORT
	1997-91	INFINITI	G20, J30
	1995-88	ISUZU TRUCK	AMIGO, PICKUP, RODEO, TROOPER, TROOPER II
	1989-85	ISUZU	IMPULSE
	1991-90	NISSAN TRUCK	AXXESS
	1998-89	NISSAN	240SX, MAXIMA, STANZA
	1998-90	SUBARU	IMPREZA, LEGACY OUTBACK, SVX
AFS0356S	2005-00	FORD TRUCK	EXCURSION
AFS0358P	1995-87	NISSAN TRUCK	PATHFINDER
AFS0366S	2003-01	FORD TRUCK	WINDSTAR
AFS0383P	1994-93	CADILLAC	DEVILLE, DEVILLE CONCOURS, ELDORADO, SEVILLE
AFS0384P	1999-94	CHEVROLET / GEO TRUCK	BLAZER FULL SIZE, C1500 PICKUP, C2500 PICKUP, C3500 PICKUP, EXPRESS 2500, EXPRESS 3500, G SERIES VANS, K1500 PICKUP, K2500 PICKUP, P SERIES VAN, SUBURBAN - CHEVROLET, TAHOE
	1999-94	GMC TRUCK	C1500 PICKUP, C2500 PICKUP, C3500 PICKUP, G SERIES VANS, K1500 PICKUP, K2500 PICKUP, K3500 PICKUP, P SERIES VAN, SAVANA 2500, SAVANA 3500, SUBURBAN - GMC, YUKON, YUKON DENALI, YUKON DENALI XL
AFS0385S	2002-99	CHEVROLET	CAMARO
	2002-99	PONTIAC	FIREBIRD, TRANS AM
AFS0386S	2002-99	CHEVROLET	CAMARO
	2002-99	PONTIAC	FIREBIRD, TRANS AM
AFS0389S	2004-99	CHEVROLET / GEO TRUCK	SILVERADO 1500, SILVERADO 1500 HD, SILVERADO 2500, SILVERADO 2500 HD, SILVERADO 3500, SILVERADO 3500 HD
	2004-99	GMC TRUCK	SIERRA 1500, SIERRA 1500 HD, SIERRA 2500, SIERRA 2500 HD, SIERRA 3500, SIERRA 3500 HD, SIERRA DENALI
AFS0390S	2003-02	CADILLAC TRUCK	ESCALADE
	2003-00	CHEVROLET / GEO TRUCK	TAHOE
	2003-00	GMC TRUCK	YUKON, YUKON DENALI, YUKON DENALI XL
AFS0391S	2001-00	CHEVROLET / GEO TRUCK	SUBURBAN - CHEVROLET
	2001-00	GMC TRUCK	YUKON XL 1500, YUKON, YUKON DENALI, YUKON DENALI XL
AFS0392S	2001-00	CHEVROLET / GEO TRUCK	SUBURBAN - CHEVROLET
	2001-00	GMC TRUCK	YUKON XL 2500
AFS0393S	2000-98	CHEVROLET / GEO TRUCK	EXPRESS 3500
	2000-98	GMC TRUCK	SAVANA 3500
AFS0394S	2001-00	CHEVROLET / GEO TRUCK	SUBURBAN - CHEVROLET
	2001-00	GMC TRUCK	YUKON XL 2500
AFS0397P	2011-01	CHEVROLET / GEO TRUCK	SILVERADO 2500, SILVERADO 2500 HD, SILVERADO 3500, SILVERADO 3500 HD
	2008-01	GMC TRUCK	SIERRA 2500, SIERRA 2500 HD, SIERRA 3500, SIERRA 3500 HD, SIERRA DENALI
AFS0398S	1999	CHEVROLET	LUMINA, MONTE CARLO
AFS0402S	1999	CADILLAC TRUCK	ESCALADE
	1999-98	CHEVROLET / GEO TRUCK	TAHOE
	1999-98	GMC TRUCK	YUKON, YUKON DENALI, YUKON DENALI XL
AFS0403S	2000	BUICK	ELECTRA, ELECTRA ESTATE WAGON, ELECTRA PARK AVENUE, PARK AVENUE
	2000	PONTIAC	BONNEVILLE
AFS0406S	1999-98	BUICK	CENTURY, REGAL

Buyer's Guide - Fuel Pumps

Part No.	Year	Make	Model
AFS0406S co	2000-98	OLDSMOBILE	INTRIGUE
	2000-98	PONTIAC	GRAND PRIX
AFS0407P	2002-95	CHEVROLET / GEO TRUCK	C2500 PICKUP, C3500 PICKUP, EXPRESS 2500, EXPRESS 3500, K2500 PICKUP, K3500 PICKUP, P SERIES VAN
	2002-95	GMC TRUCK	C2500 PICKUP, C3500 PICKUP, K3500 PICKUP, P SERIES VAN, SAVANA 2500, SAVANA 3500
AFS0410S	1996-91	SATURN	SC SERIES, SL SERIES, SW SERIES
AFS0411P	1995-93	CHEVROLET	CAMARO
	1995-93	PONTIAC	FIREBIRD, TRANS AM
AFS0413S	1996-95	BUICK	RIVIERA
	1996-95	OLDSMOBILE	AURORA
AFS0414F	1992-91	ISUZU TRUCK	RODEO
AFS0415P	1993-90	HYUNDAI	EXCEL
	1993-90	MITSUBISHI	PRECIS
AFS0416P	2002-93	CHEVROLET	PRIZM (Chevrolet and GEO)
	2010-92	LEXUS	ES SERIES
	2006-03	PONTIAC	VIBE
	2006-04	SCION	XA, XB
	2004-92	TOYOTA TRUCK	4RUNNER, PICKUP, PREVIA, RAV4, SIENNA, T100, TACOMA
	2010-90	TOYOTA	AVALON, CAMRY, CELICA, COROLLA, ECHO, PASEO, SOLARA, TERCEL
AFS0418S	1996	CHEVROLET	BERETTA, CORSICA
AFS0419S	1996	BUICK	RIVIERA
AFS0420S	1997-96	CHEVROLET	CAMARO
	1997-96	PONTIAC	FIREBIRD, TRANS AM
AFS0422S	1997	CADILLAC	DEVILLE, DEVILLE CONCOURS, ELDORADO, SEVILLE
AFS0423S	1997	BUICK	RIVIERA
	1997	OLDSMOBILE	AURORA
AFS0425S	1997	BUICK	RIVIERA
AFS0426S	1997	PONTIAC	GRAND PRIX
AFS0427P	1997-96	ACURA TRUCK	SLX
	2004-95	ACURA	CL, INTEGRA, RSX, TL
	2004-96	CHEVROLET / GEO TRUCK	TRACKER (Chevrolet and GEO)
	2001-90	CHEVROLET	METRO (Chevrolet and GEO), STORM
	2005-95	CHRYSLER	SEBRING
	1993-91	DODGE TRUCK	RAM 50, POWER RAM 50, D50
	2005-91	DODGE	AVENGER, COLT, COLT VISTA, STEALTH, STRATUS
	1998-91	EAGLE	2000 GTX, SUMMIT, TALON
	1999-94	HONDA TRUCK	CR-V, ODYSSEY, PASSPORT
	2004-94	HONDA	ACCORD, CIVIC DEL SOL
	2005-92	HYUNDAI	ACCENT, ELANTRA, SONATA, TIBURON
	1999-96	INFINITI	G20, I30, QX4
	1999-93	ISUZU TRUCK	OASIS, RODEO, TROOPER, TROOPER II
	1993-90	ISUZU	IMPULSE, STYLUS
	1999-95	KIA TRUCK	SPORTAGE
	1997-94	KIA	SEPHIA
	1998-95	MAZDA TRUCK	MPV
	2003-90	MAZDA	323, 626, 929, MIATA, MILLENIA, MX-3, MX-6, PROTEGE
	1998-91	MITSUBISHI TRUCK	EXPO, EXPO LRV, MIGHTY MAX, MONTERO SPORT
	2005-90	MITSUBISHI	3000GT, DIAMANTE, ECLIPSE, GALANT, MIRAGE
2004-95	NISSAN TRUCK	FRONTIER, PATHFINDER, PICKUP, D21 PICKUP	
2001-95	NISSAN	200SX, ALTIMA, MAXIMA, SENTRA	
1994-91	PLYMOUTH	COLT, COLT VISTA, LASER	
2005-98	SUBARU TRUCK	BAJA, FORESTER	
2003-90	SUBARU	IMPREZA OUTBACK, JUSTY, LEGACY OUTBACK, OUTBACK	
2005-95	SUZUKI TRUCK	GRAND VITARA, SIDEKICK, VITARA, X-90	
2007-95	SUZUKI	AERIO, ESTEEM, SWIFT	
AFS0429S	2000-97	CHEVROLET / GEO TRUCK	S-10 PICKUP
	2000-97	GMC TRUCK	S-15 SONOMA / S-15 PICKUP
	2000-97	ISUZU TRUCK	HOMBRE
AFS0430S	1997	SATURN	SC SERIES, SL SERIES, SW SERIES
AFS0433P	1993-87	MAZDA TRUCK	B2200, B2600
AFS0434S	2000-98	CHEVROLET	CAVALIER, MALIBU (Including CLASSIC)
	1999-98	OLDSMOBILE	ALERO, CUTLASS, (CRUISER, SALON, SUPREME), VISTA CRUISER
	1999	PONTIAC	GRAND AM, SUNFIRE
AFS0435P	2007-96	LEXUS TRUCK	LX450, LX470
	2004-92	LEXUS	GS300, GS400, IS300, SC300, SC400
	2007-93	TOYOTA TRUCK	LAND CRUISER, PREVIA, SEQUOIA, TUNDRA

Buyer's Guide - Fuel Pumps

Part No.	Year	Make	Model
AFS0436S	2002-98	SATURN	SC SERIES, SL SERIES, SW SERIES
AFS0437S	2002-97	CHEVROLET / GEO TRUCK	S-10 PICKUP
	2002-97	GMC TRUCK	S-15 SONOMA / S-15 PICKUP
	2000-97	ISUZU TRUCK	HOMBRE
AFS0438S	2002-97	CHEVROLET / GEO TRUCK	S-10 BLAZER
	2001-97	GMC TRUCK	S-15 JIMMY
AFS0439S	2000-98	CHEVROLET / GEO TRUCK	C1500 PICKUP, C2500 PICKUP, C3500 PICKUP, K3500 PICKUP
	2002-98	GMC TRUCK	C3500 PICKUP, K3500 PICKUP
AFS0442S	2000-98	CHEVROLET / GEO TRUCK	C2500 PICKUP, C3500 PICKUP, K2500 PICKUP, K3500 PICKUP
	2000-98	GMC TRUCK	C2500 PICKUP, C3500 PICKUP, K2500 PICKUP, K3500 PICKUP
AFS0443S	1999-98	CHEVROLET / GEO TRUCK	TAHOE
AFS0446P	2001-97	CADILLAC	CATERA
AFS0448P	1998-90	AUDI	100, 100LS, 100 QUATTRO, 90, 90 QUATTRO, A6, A6 QUATTRO, S4, S6, V8 QUATTRO
AFS0449S	2002-96	CHEVROLET / GEO TRUCK	EXPRESS 1500, EXPRESS 2500, EXPRESS 3500, G SERIES VANS
	2002-96	GMC TRUCK	SAVANA 1500, SAVANA 2500, SAVANA 3500
AFS0451S	1999-98	CHEVROLET / GEO TRUCK	SUBURBAN - CHEVROLET
	1999-98	GMC TRUCK	SUBURBAN - GMC
AFS0452S	1999-98	CHEVROLET / GEO TRUCK	P SERIES VAN
	1999-98	GMC TRUCK	P SERIES VAN
AFS0454S	2002-98	CHEVROLET / GEO TRUCK	EXPRESS 1500, EXPRESS 2500, EXPRESS 3500
	2002-98	GMC TRUCK	SAVANA 1500, SAVANA 2500, SAVANA 3500
AFS0455S	2000-99	CADILLAC TRUCK	ESCALADE
	2000-98	CHEVROLET / GEO TRUCK	TAHOE
	1999-98	GMC TRUCK	YUKON, YUKON DENALI, YUKON DENALI XL
AFS0456S	1999-98	BUICK	REGAL
	2000-98	PONTIAC	BONNEVILLE, GRAND PRIX
AFS0461P	1999-91	ACURA	INTEGRA, LEGEND, RL
	1998-95	EAGLE	TALON
	1999-95	MITSUBISHI	ECLIPSE
	1997-93	TOYOTA	COROLLA
AFS0462P	1994-91	NISSAN	Pulsar NX, SENTRA
AFS0463S	1997	CHEVROLET / GEO TRUCK	VENTURE
	1997	OLDSMOBILE TRUCK	SILHOUETTE
	1997	PONTIAC TRUCK	TRANS SPORT
AFS0466S	1997	PONTIAC	GRAND PRIX
AFS0467S	1997	PONTIAC	BONNEVILLE, GRAND PRIX
AFS0468S	1997	BUICK	CENTURY
AFS0472P	1979-77	AUDI	100, 100LS, 100 QUATTRO, 5000, 5000 QUATTRO, FOX
	1989-77	VOLKSWAGEN	CABRIOLET, DASHER, JETTA / JETTA GL, RABBIT, RABBIT CONVERTIBLE, RABBIT PICK-UP, SCIROCCO
AFS0473P	1998-78	AUDI	4000, 4000 QUATTRO, 5000, 5000 QUATTRO, 80, 80 QUATTRO, 90, 90 QUATTRO, CABRIOLET, COUPE, COUPE GT
	1991-87	VOLKSWAGEN	FOX
AFS0479P	1986-81	NISSAN TRUCK	720 PICKUP
AFS0480S	1999-98	CHEVROLET / GEO TRUCK	C1500 PICKUP, C2500 PICKUP, C3500 PICKUP, K2500 PICKUP, K3500 PICKUP
	1999-98	GMC TRUCK	C2500 PICKUP, C3500 PICKUP, K2500 PICKUP, K3500 PICKUP
AFS0481S	2005-98	CHEVROLET / GEO TRUCK	S-10 BLAZER
	2001-98	GMC TRUCK	S-15 JIMMY
	2001-98	OLDSMOBILE TRUCK	BRAVADA
AFS0482S	1999-98	CHEVROLET / GEO TRUCK	SUBURBAN - CHEVROLET
	1999-98	GMC TRUCK	SUBURBAN - GMC
AFS0483S	1997	CHEVROLET / GEO TRUCK	EXPRESS 3500

Buyer's Guide - Fuel Pumps

Part No.	Year	Make	Model
AFS0483S co	1997	GMC TRUCK	SAVANA 3500
AFS0484S	2000-98	CHEVROLET / GEO TRUCK	EXPRESS 3500
	2000-98	GMC TRUCK	SAVANA 3500
AFS0493S	1995	JEEP	GRAND CHEROKEE
AFS0495S	1996	JEEP	GRAND CHEROKEE
AFS0496S	1997-96	CHRYSLER	CONCORDE, LHS, NEW YORKER
	1997-96	DODGE	INTREPID
	1997-96	EAGLE	VISION
AFS0497S	1998-97	JEEP	GRAND CHEROKEE
AFS0499S	1997	CHEVROLET / GEO TRUCK	EXPRESS 1500
	2002-98	DODGE TRUCK	RAM 1500 PICKUP, RAM 2500 PICKUP, RAM 3500 PICKUP
AFS0500S	2000-98	CHRYSLER	CIRRUS, SEBRING
	2000-98	DODGE	STRATUS
	2000-98	PLYMOUTH	BREEZE
AFS0503P	1996-86	NISSAN TRUCK	PICKUP, D21 PICKUP
AFS0504S	1999-97	DODGE TRUCK	DAKOTA
AFS0505P		UNIVERSAL APPLICATION ELECTRIC FUEL PUMPS	Universal
AFS0506F	1997-94	FORD	MUSTANG, MUSTANG II
AFS0510S	2008-03	FORD	LTD, LTD CROWN VICTORIA, COUNTRY SQUIRE, LX
	2008-03	LINCOLN	TOWN CAR
	2008-03	MERCURY	MARQUIS, MARQUIS BROUGHAM, GRAND MARQUIS
AFS0523S	2000-97	CHEVROLET / GEO TRUCK	C1500 PICKUP, C2500 PICKUP, C3500 PICKUP, K1500 PICKUP, K2500 PICKUP, K3500 PICKUP
	2000-97	GMC TRUCK	C1500 PICKUP, C2500 PICKUP, C3500 PICKUP, K1500 PICKUP, K2500 PICKUP, K3500 PICKUP
AFS0525S	1996	CHEVROLET / GEO TRUCK	EXPRESS 1500, EXPRESS 2500, EXPRESS 3500, G SERIES VANS
	1996	GMC TRUCK	G SERIES VANS, SAVANA 1500, SAVANA 2500, SAVANA 3500
AFS0526S	1996	GMC TRUCK	SAVANA 3500
AFS0527S	1996	CHEVROLET / GEO TRUCK	S-10 PICKUP
	1996	GMC TRUCK	S-15 SONOMA / S-15 PICKUP
AFS0528S	1996-94	CADILLAC	DEVILLE, DEVILLE CONCOURS, ELDORADO, SEVILLE
AFS0529S	1997	CHEVROLET	MALIBU (Including CLASSIC)
	1997	OLDSMOBILE	CUTLASS, (CRUISER, SALON, SUPREME), VISTA CRUISER
AFS0530S	1999-97	CHEVROLET / GEO TRUCK	ASTRO VAN
	1999-97	GMC TRUCK	SAFARI VAN
AFS0544S	2005-00	CHEVROLET	CAVALIER, MALIBU (Including CLASSIC)
	2004-00	OLDSMOBILE	ALERO
	2005-00	PONTIAC	GRAND AM, SUNFIRE
AFS0545S	1998-97	CHEVROLET / GEO TRUCK	S-10 BLAZER
	1998-97	GMC TRUCK	S-15 JIMMY
	1998-97	OLDSMOBILE TRUCK	BRAVADA
AFS0546S	2001-98	CHEVROLET / GEO TRUCK	VENTURE
	2001-98	OLDSMOBILE TRUCK	SILHOUETTE
	2001-98	PONTIAC TRUCK	MONTANA, TRANS SPORT
AFS0547S	2000-98	BUICK	ELECTRA, ELECTRA ESTATE WAGON, ELECTRA PARK AVENUE, PARK AVENUE, LESABRE, RIVIERA
	2000-98	CADILLAC	DEVILLE, DEVILLE CONCOURS, SEVILLE
	1999-98	OLDSMOBILE	AURORA
	2000	PONTIAC	BONNEVILLE
AFS0548S	2005-00	BUICK	ELECTRA, ELECTRA ESTATE WAGON, ELECTRA PARK AVENUE, PARK AVENUE, LESABRE
	2005-00	CADILLAC	DEVILLE, DEVILLE CONCOURS, SEVILLE
	2003-01	OLDSMOBILE	AURORA
	2005-00	PONTIAC	BONNEVILLE
AFS0550S	2004-99	CHEVROLET / GEO TRUCK	SILVERADO 1500, SILVERADO 1500 HD, SILVERADO 2500, SILVERADO 2500 HD, SILVERADO 3500, SILVERADO 3500 HD
	2004-99	GMC TRUCK	SIERRA 1500, SIERRA 1500 HD, SIERRA 2500, SIERRA 2500 HD, SIERRA 3500, SIERRA 3500 HD, SIERRA DENALI

Buyer's Guide - Fuel Pumps

Part No.	Year	Make	Model
AFS0561P		UNIVERSAL APPLICATION ELECTRIC FUEL PUMPS	Universal
AFS0562S	2002-97	JEEP	WRANGLER
AFS0563S	2003-97	DODGE TRUCK	DAKOTA
	2003-02	FORD TRUCK	EXPLORER SPORT TRAC
AFS0564S	2003-98	DODGE TRUCK	DURANGO
AFS0566S	2001-97	JEEP	CHEROKEE
AFS0567S	1999-97	JEEP	WRANGLER
AFS0568S	2003-98	DODGE TRUCK	1500 RAM VAN / B SERIES VAN, 2500 RAM VAN / B SERIES, 3500 RAM VAN / B SERIES
AFS0569S	2002-98	DODGE TRUCK	1500 RAM VAN / B SERIES VAN, 2500 RAM VAN / B SERIES, 3500 RAM VAN / B SERIES
AFS0571S	2000-99	JEEP	GRAND CHEROKEE
AFS0572S	1999-98	CHRYSLER	300M, CONCORDE, LHS
	1999-98	DODGE	INTREPID
AFS0573S	2002-98	DODGE TRUCK	RAM 1500 PICKUP, RAM 2500 PICKUP, RAM 3500 PICKUP
AFS0592P	2000-88	SAAB	900, 9000, 9-5
AFS0597P	1996-90	NISSAN	300ZX
AFS0598P	1996-90	NISSAN	300ZX
AFS0599P	1996-90	NISSAN	300ZX
AFS0635P	1998-87	VOLVO	740 SERIES, 780 SERIES, 960 SERIES, S90, V90
AFS0642P	1993-85	VOLKSWAGEN	CABRIOLET, CORRADO, FOX, GOLF / GOLF GTI, JETTA / JETTA GL, PASSAT / PASSAT SYNCRO, SCIROCCO
AFS0651P	1996-90	INFINITI	Q45
AFS0658F	1996-89	CHEVROLET / GEO TRUCK	TRACKER (Chevrolet and GEO)
	1995-92	SUZUKI TRUCK	SIDEKICK
AFS0662P	1996-95	INFINITI	G20
	1996-93	NISSAN	ALTIMA
AFS0665P	1998-91	VOLVO	850 SERIES, 940 SERIES, 960 SERIES, S90, V90
AFS0668P	1998-93	TOYOTA	SUPRA
AFS0669P	1998-93	TOYOTA	SUPRA
AFS0682P	1998-95	JAGUAR	VANDEN PLAS, XJ12, XJ6, XJR, XK8
AFS0683P	2003-95	MERCEDES-BENZ	230 SERIES, 280 SERIES, 320 SERIES, 430 SERIES, C36
AFS0684P	2008-04	CHRYSLER	CROSSFIRE
	2005-94	MERCEDES-BENZ	230 SERIES, 320 SERIES, 420 SERIES, 430 SERIES, 500 SERIES, 600 SERIES, C36, C43, CL55, CLK55, E55, G55, S55, SLK32
AFS0701F	1995-94	ACURA	INTEGRA
	1995-92	HONDA	CIVIC
AFS0702F	1995	HONDA	ACCORD
AFS0707F	1998-95	ACURA	TL
	1997	HONDA	ACCORD
AFS0709F	1997	ACURA	CL
	1997-96	HONDA	ACCORD
AFS0711F	1999-97	ACURA	CL
	1997-96	HONDA	ACCORD
AFS0712S	2000-98	HONDA TRUCK	PASSPORT
AFS0717F	2002-93	VOLKSWAGEN	CABRIO, GOLF / GOLF GTI, JETTA / JETTA GL
AFS0718F	2004-00	AUDI	A6, A6 QUATTRO
	2005-98	VOLKSWAGEN	PASSAT / PASSAT SYNCRO
AFS0722F	2005-98	AUDI	A6, A6 QUATTRO, ALLROAD QUATTRO, S6
	2005-01	VOLKSWAGEN	PASSAT / PASSAT SYNCRO
AFS0725P	1994-93	DODGE	COLT, COLT VISTA
	2008-99	LEXUS TRUCK	RX300, RX400H
	2001-00	LEXUS	ES SERIES
	2002-90	MINISUBISHI	MIRAGE
	2010-05	SCION	TC
	2008-00	TOYOTA TRUCK	HIGHLANDER, TUNDRA
	2006-00	TOYOTA	AVALON, CAMRY, COROLLA, MATRIX, SOLARA
AFS0728P	2003-01	TOYOTA TRUCK	SIENNA
	2001	TOYOTA	AVALON
AFS0729P	2007	KIA	RONDO
	2008-06	MINISUBISHI	GALANT
	2005-01	TOYOTA TRUCK	RAV4
	2005-99	TOYOTA	CAMRY, MR2 SPYDER, SOLARA
AFS0734P	1999-91	BMW	318 SERIES, 323 SERIES, 325 SERIES, 328 SERIES, M3
AFS0735M	1995-91	BMW	525 SERIES
AFS0741S	2004-00	FORD TRUCK	F-250 SUPER DUTY, F-350 SUPER DUTY, F-450 SUPER DUTY, F-550

Buyer's Guide - Fuel Pumps

Part No.	Year	Make	Model
AFS0741S	co		SUPER DUTY
AFS0743S	2005-00	FORD TRUCK	EXCURSION
AFS0744S	2004-01	FORD TRUCK	ESCAPE
	2004-01	MAZDA TRUCK	TRIBUTE
AFS0746S	2003-01	FORD TRUCK	RANGER
	2003-01	MAZDA TRUCK	B2300, B3000, B4000
AFS0747S	2003-01	FORD TRUCK	RANGER
AFS0753P	2003-99	FORD TRUCK	WINDSTAR
	2000-97	FORD	TAURUS
	2000-97	MERCURY	SABLE
AFS0755S	2005-00	CHEVROLET / GEO TRUCK	ASTRO VAN
	2005-00	GMC TRUCK	SAFARI VAN
AFS0757S	2001-00	CHEVROLET	LUMINA
AFS0759S	2005-00	BUICK	CENTURY, REGAL
	2005-00	CHEVROLET	IMPALA, IMPALA SS, MONTE CARLO
	2002-01	OLDSMOBILE	INTRIGUE
	2005-01	PONTIAC	GRAND PRIX
AFS0763S	2000	DODGE	NEON
	2000	PLYMOUTH	NEON
AFS0764S	2004-01	JEEP	GRAND CHEROKEE
AFS0778S	2003-01	CHRYSLER TRUCK	TOWN & COUNTRY, VOYAGER
	2003-01	DODGE TRUCK	CARAVAN, MINI RAM VAN, GRAND CARAVAN, ROYAL MIN RAM
AFS0779S	1995-88	CHEVROLET / GEO TRUCK	C1500 PICKUP, C2500 PICKUP, C3500 PICKUP, K1500 PICKUP, K2500 PICKUP, K3500 PICKUP
	1995-88	GMC TRUCK	C1500 PICKUP, C2500 PICKUP, C3500 PICKUP, K1500 PICKUP, K2500 PICKUP, K3500 PICKUP
	1995-88	VOLVO	140 SERIES
AFS0780S	1994-92	CHEVROLET / GEO TRUCK	S-10 BLAZER
	1994-92	GMC TRUCK	S-15 JIMMY
	1994-92	OLDSMOBILE TRUCK	BRAVADA
AFS0781S	1991-86	CHEVROLET / GEO TRUCK	S-10 BLAZER
	1991-85	GMC TRUCK	S-15 JIMMY
AFS0783S	1987-85	CHEVROLET / GEO TRUCK	S-10 BLAZER
	1991-87	CHEVROLET	LLV POSTAL VEHICLE
	1989-85	GMC TRUCK	S-15 JIMMY
AFS0784S	1991-87	CHEVROLET / GEO TRUCK	R SERIES PICKUP, V SERIES PICKUP
	1991-87	GMC TRUCK	R SERIES PICKUP, SUBURBAN - GMC, V SERIES PICKUP
AFS0785S	1991-87	CHEVROLET / GEO TRUCK	R SERIES PICKUP, V SERIES PICKUP
	1991-87	GMC TRUCK	JIMMY (Full Size), R SERIES PICKUP, SUBURBAN - GMC, V SERIES PICKUP
AFS0786S	1995-92	CHEVROLET / GEO TRUCK	S-10 PICKUP
	1995-92	GMC TRUCK	S-15 SONOMA / S-15 PICKUP
AFS0787S	1991-87	CHEVROLET / GEO TRUCK	S-10 PICKUP
	1991-87	GMC TRUCK	S-15 SONOMA / S-15 PICKUP
AFS0788S	1995-92	CHEVROLET / GEO TRUCK	S-10 PICKUP
	1995-87	GMC TRUCK	S-15 SONOMA / S-15 PICKUP
AFS0790S	1993-92	CHEVROLET / GEO TRUCK	S-10 PICKUP
	1993-92	GMC TRUCK	S-15 SONOMA / S-15 PICKUP
AFS0791S	1995-91	CHEVROLET / GEO TRUCK	C1500 PICKUP, C2500 PICKUP, C3500 PICKUP, K3500 PICKUP
	1996-91	GMC TRUCK	C3500 PICKUP, K3500 PICKUP
AFS0793S	1991-87	CHEVROLET / GEO TRUCK	BLAZER FULL SIZE, SUBURBAN - CHEVROLET
	1991-87	GMC TRUCK	JIMMY (Full Size), SUBURBAN - GMC
AFS0794S	1991-87	CHEVROLET / GEO TRUCK	SUBURBAN - CHEVROLET
	1991-90	GMC TRUCK	SUBURBAN - GMC
AFS0795S	1994-92	CHEVROLET / GEO TRUCK	BLAZER FULL SIZE

Buyer's Guide - Fuel Pumps

Part No.	Year	Make	Model
AFS0795S co	1994-92	GMC TRUCK	YUKON, YUKON DENALI, YUKON DENALI XL
AFS0797S	1995-87	CHEVROLET / GEO TRUCK	G SERIES VANS
	1996-87	GMC TRUCK	G SERIES VANS
AFS0798S	1996-92	CHEVROLET / GEO TRUCK	ASTRO VAN
	1996-92	GMC TRUCK	SAFARI VAN
AFS0799S	1995-92	CHEVROLET / GEO TRUCK	LUMINA APV VAN
	1995-92	OLDSMOBILE TRUCK	SILHOUETTE
	1995-92	PONTIAC TRUCK	TRANS SPORT
AFS0800S	1995-90	CHEVROLET / GEO TRUCK	LUMINA APV VAN
	1994-90	OLDSMOBILE TRUCK	SILHOUETTE
	1995-90	PONTIAC TRUCK	TRANS SPORT
AFS0801S	1994-87	CHEVROLET / GEO TRUCK	ASTRO VAN
	1994-87	GMC TRUCK	SAFARI VAN
AFS0803S	2004-00	CHRYSLER	300M, CONCORDE, LHS
	2004-00	DODGE	INTREPID
AFS0804S	2002-01	CHRYSLER	SEBRING
	2002-01	DODGE	STRATUS
AFS0806S	2003-01	CHRYSLER	PT CRUISER
AFS0808S	2003	DODGE TRUCK	DAKOTA
AFS0809S	2003-02	DODGE TRUCK	RAM 1500 PICKUP
AFS0810S	2003-02	DODGE TRUCK	RAM 1500 PICKUP
AFS0811S	2005-01	DODGE	NEON
	2001	PLYMOUTH	NEON
AFS0819S	2001	FORD	TAURUS
	2001	MERCURY	SABLE
AFS0820S	2003-02	FORD	TAURUS
	2003-02	MERCURY	SABLE
AFS0822S	2004-02	BUICK TRUCK	RENDEZVOUS
	2004-01	PONTIAC TRUCK	AZTEK
AFS0823S	2002-01	CHEVROLET / GEO TRUCK	EXPRESS 1500, EXPRESS 2500, EXPRESS 3500
	2002-01	GMC TRUCK	SAVANA 1500, SAVANA 2500, SAVANA 3500
AFS0824S	2003-02	CHEVROLET / GEO TRUCK	S-10 PICKUP
	2003-02	GMC TRUCK	S-15 SONOMA / S-15 PICKUP
AFS0825S	2002-98	CHEVROLET / GEO TRUCK	EXPRESS 1500, EXPRESS 2500, EXPRESS 3500
	2002-98	GMC TRUCK	SAVANA 1500, SAVANA 2500, SAVANA 3500
AFS0826S	2002-01	CHEVROLET / GEO TRUCK	EXPRESS 1500, EXPRESS 2500, EXPRESS 3500
	2002-01	GMC TRUCK	SAVANA 2500, SAVANA 3500
AFS0827S	2005-03	CHEVROLET / GEO TRUCK	S-10 BLAZER
AFS0828S	2004	PONTIAC	GRAND PRIX
AFS0829S	2005-01	CHEVROLET / GEO TRUCK	VENTURE
	2004	OLDSMOBILE TRUCK	SILHOUETTE
	2005-04	PONTIAC TRUCK	MONTANA
AFS0830S	2003	CHEVROLET / GEO TRUCK	VENTURE
	2004-02	OLDSMOBILE TRUCK	SILHOUETTE
	2003-02	PONTIAC TRUCK	MONTANA
AFS0831S	2005-02	CHEVROLET / GEO TRUCK	VENTURE
	2004-02	OLDSMOBILE TRUCK	SILHOUETTE
	2005-02	PONTIAC TRUCK	MONTANA
AFS0833S	2004-99	FORD TRUCK	F-350 SUPER DUTY, F-450 SUPER DUTY, F-550 SUPER DUTY
AFS0834S	2004-01	FORD	MUSTANG, MUSTANG II
AFS0838S	2004-03	FORD	FOCUS
AFS0839S	2003-02	FORD	TAURUS

Buyer's Guide - Fuel Pumps

Part No.	Year	Make	Model
AFS0839S co	2003	MERCURY	SABLE
AFS0840S	2002-01	FORD TRUCK	EXPLORER SPORT TRAC
AFS0841S	2003	FORD TRUCK	E-150, E-150 ECONOLINE, E-250, E-250 ECONOLINE, E-250 SUPER DUTY, E-350, E-350 ECONOLINE, E-350 SUPER DUTY, E-450, E-450 ECONOLINE, E-450 SUPER DUTY
AFS0844S	1997-96	CHEVROLET / GEO TRUCK	C1500 PICKUP, C2500 PICKUP, C3500 PICKUP, K1500 PICKUP, K2500 PICKUP, K3500 PICKUP
	1997-96	GMC TRUCK	C1500 PICKUP, C2500 PICKUP, C3500 PICKUP, K1500 PICKUP, K2500 PICKUP, K3500 PICKUP
AFS0845S	1995-94	CHEVROLET / GEO TRUCK	C2500 PICKUP, C3500 PICKUP, K2500 PICKUP, K3500 PICKUP
	1995-94	GMC TRUCK	C2500 PICKUP, C3500 PICKUP, K2500 PICKUP, K3500 PICKUP
AFS0846S	1994-92	CHEVROLET / GEO TRUCK	S-10 BLAZER
	1994-92	GMC TRUCK	S-15 JIMMY, S-15 TYPHOON
	1992-91	OLDSMOBILE TRUCK	BRAVADA
AFS0847S	2003-00	DODGE TRUCK	DAKOTA
	1990-86	DODGE	DYNASTY, LANCER
AFS0849S	2007-04	CHRYSLER TRUCK	TOWN & COUNTRY
	2007-04	DODGE TRUCK	CARAVAN, MINI RAM VAN, GRAND CARAVAN, ROYAL MIN RAM
AFS0850S	2002-01	FORD	LTD, LTD CROWN VICTORIA, COUNTRY SQUIRE, LX
	2002-01	LINCOLN	TOWN CAR
	2002-01	MERCURY	MARQUIS, MARQUIS BROUGHAM, GRAND MARQUIS
AFS0851S	1997	BUICK	REGAL
AFS0852S	2005-04	CHEVROLET / GEO TRUCK	COLORADO
	2005-04	GMC TRUCK	CANYON
AFS0853S	2003-02	CADILLAC TRUCK	ESCALADE ESV/EXT
	2003-02	CHEVROLET / GEO TRUCK	AVALANCHE 1500, SUBURBAN - CHEVROLET
	2003-02	GMC TRUCK	YUKON XL 1500, YUKON XL 2500
AFS0854S	2003-02	CADILLAC TRUCK	ESCALADE ESV/EXT
	2003-02	CHEVROLET / GEO TRUCK	AVALANCHE 2500, SUBURBAN - CHEVROLET
	2003-02	GMC TRUCK	YUKON XL 2500
AFS0855S	2004-03	CHEVROLET / GEO TRUCK	S-10 PICKUP
	2004-03	GMC TRUCK	S-15 SONOMA / S-15 PICKUP
AFS0856S	2004-03	JEEP	WRANGLER
AFS0857S	2007-04	FORD	TAURUS
	2005-04	MERCURY	SABLE
AFS0858S	2003-02	FORD TRUCK	EXPLORER
	2002	MERCURY TRUCK	MOUNTAINEER
AFS0859S	2002	FORD TRUCK	EXPLORER
	2002	MERCURY TRUCK	MOUNTAINEER
AFS0860S	2003	FORD TRUCK	EXPLORER
	2003	MERCURY TRUCK	MOUNTAINEER
AFS0861S	2003	FORD TRUCK	EXPLORER
	2003	MERCURY TRUCK	MOUNTAINEER
AFS0862S	2003-02	FORD TRUCK	EXPLORER
	2003-02	MERCURY TRUCK	MOUNTAINEER
AFS0865S	2003	CADILLAC TRUCK	ESCALADE ESV/EXT
	2003-02	CHEVROLET / GEO TRUCK	AVALANCHE 2500, SUBURBAN - CHEVROLET
	2003-02	GMC TRUCK	YUKON XL 2500
AFS0866S	2003	DODGE TRUCK	RAM 2500 PICKUP, RAM 3500 PICKUP
AFS0867S	2004-03	DODGE TRUCK	RAM 1500 PICKUP, RAM 2500 PICKUP
AFS0869S	2004-03	DODGE TRUCK	RAM 1500 PICKUP, RAM 2500 PICKUP
AFS0870S	2004	DODGE TRUCK	DAKOTA
AFS0871S	2004	DODGE TRUCK	DAKOTA
AFS0872S	2006-04	FORD TRUCK	RANGER
	2006-04	MAZDA TRUCK	B2300, B3000
AFS0873S	2006-04	FORD TRUCK	RANGER
AFS0874S	2006-04	FORD TRUCK	RANGER
	2006-04	MAZDA TRUCK	B2300, B3000, B4000
AFS0875S	2004-02	CHEVROLET / GEO TRUCK	SILVERADO 1500, SILVERADO 1500 HD
	2004-02	GMC TRUCK	SIERRA 1500, SIERRA 1500 HD
AFS0876S	2004-03	FORD TRUCK	EXPLORER

Buyer's Guide - Fuel Pumps

Part No.	Year	Make	Model
AFS0876S co	2004	MERCURY TRUCK	MOUNTAINEER
AFS0877S	2004-03	FORD TRUCK	EXPEDITION
AFS0878S	2004-03	FORD TRUCK	EXPEDITION
AFS0879P	2000-98	FORD	CONTOUR, MUSTANG, MUSTANG II
	2002-99	MERCURY	COUGAR, XR7, MYSTIQUE
AFS0881S	2007-04	CHEVROLET / GEO TRUCK	SILVERADO 1500, SILVERADO 1500 HD, SILVERADO 2500, SILVERADO 2500 HD, SILVERADO 3500, SILVERADO 3500 HD
	2007-04	GMC TRUCK	SIERRA 1500, SIERRA 1500 HD, SIERRA 2500, SIERRA 2500 HD, SIERRA 3500, SIERRA 3500 HD, SIERRA DENALI
AFS0883S	2007-04	CHEVROLET / GEO TRUCK	SILVERADO 2500, SILVERADO 2500 HD, SILVERADO 3500, SILVERADO 3500 HD
	2007-04	GMC TRUCK	SIERRA 2500, SIERRA 2500 HD, SIERRA 3500, SIERRA 3500 HD, SIERRA DENALI
AFS0885S	2002-01	CHEVROLET / GEO TRUCK	EXPRESS 1500, EXPRESS 2500, EXPRESS 3500
	2002-01	GMC TRUCK	SAVANA 3500
AFS0886S	2005-04	FORD TRUCK	FREESTAR VAN
	2005-04	MERCURY TRUCK	MONTEREY VAN
AFS0887P	2003-01	ACURA	CL, TL
	2002-97	FORD	LTD, LTD CROWN VICTORIA, COUNTRY SQUIRE, LX
	2003-98	JAGUAR	VANDEN PLAS, XJ8, XJR, XK8, XKR
	1996	KIA TRUCK	SPORTAGE
	2002-97	LINCOLN	TOWN CAR
	2002-97	MERCURY	MARQUIS, MARQUIS BROUGHAM, GRAND MARQUIS
	2003-94	MITSUBISHI TRUCK	MONTERO SPORT
	2002-99	NISSAN TRUCK	QUEST
	2001-00	NISSAN	SENTRA
AFS0888S	2003	CHEVROLET / GEO TRUCK	EXPRESS 3500
	2003	GMC TRUCK	SAVANA 3500
AFS0890S	2004-03	CHEVROLET / GEO TRUCK	EXPRESS 1500, EXPRESS 2500, EXPRESS 3500
	2004-03	GMC TRUCK	SAVANA 1500, SAVANA 2500, SAVANA 3500
AFS0891S	2006-04	FORD	TAURUS
AFS0892S	2003-01	CHEVROLET / GEO TRUCK	SILVERADO 3500, SILVERADO 3500 HD
	2003-01	GMC TRUCK	SIERRA 3500, SIERRA 3500 HD, SIERRA DENALI
AFS0893P	1992-90	FORD	PROBE
AFS0893S	2004	BUICK TRUCK	RAINIER
	2004-02	CHEVROLET / GEO TRUCK	SSR, TRAILBLAZER
	2004-02	GMC TRUCK	ENVOY
	2004-03	ISUZU TRUCK	ASCENDER
	2004-02	OLDSMOBILE TRUCK	BRAVADA
AFS0894P	2002-98	ACURA TRUCK	MDX, SLX
	2004-94	ACURA	INTEGRA, RL
	2006-95	HONDA TRUCK	CR-V, ODYSSEY
	2005-92	HONDA	CIVIC DEL SOL, PRELUDE, S2000
	2006-01	HYUNDAI TRUCK	SANTA FE
	2009-93	HYUNDAI	ACCENT, ELANTRA, EXCEL, SCOUPE, SONATA, TIBURON, XG300, XG350
	2004-00	INFINITI	G35, I30, I35
	2002-01	ISUZU TRUCK	TROOPER, TROOPER II, VEHICROSS
	1996-91	JEEP	CHEROKEE, WRANGLER
	2008-01	KIA	AMANTI, OPTIMA, RIO, RONDO
	2003-00	NISSAN	MAXIMA
	2008-03	SUBARU TRUCK	FORESTER
	2007-01	SUBARU	IMPREZA OUTBACK, OUTBACK
	2002-99	SUZUKI	ESTEEM
AFS0895P	2005-90	ACURA	INTEGRA, NSX
	1995-91	BUICK	ELECTRA, ELECTRA ESTATE WAGON, ELECTRA PARK AVENUE, PARK AVENUE
	1992-90	CHEVROLET	PRIZM (Chevrolet and GEO)
	1996-91	DODGE	STEALTH
	2000-90	LEXUS	LS400
	2000-89	MAZDA	MILLENNIA, RX-7
	1999-91	MITSUBISHI	3000GT
	1995-86	TOYOTA	CELICA, COROLLA, CRESSIDA, MR2 SPYDER, SUPRA
AFS0896S	2008-04	FORD TRUCK	F-150, F-150 HERITAGE

Buyer's Guide - Fuel Pumps

Part No.	Year	Make	Model
AFS0897S	2008-04	FORD TRUCK	F-150, F-150 HERITAGE
AFS0898S	2008-04	FORD TRUCK	F-150, F-150 HERITAGE
AFS0899S	2006-05	FORD TRUCK	EXPEDITION
	2006-05	LINCOLN TRUCK	NAVIGATOR
AFS0900S	2009-04	CHRYSLER	PT CRUISER
AFS0901S	2010-04	CHRYSLER	PT CRUISER
AFS0902S	2009-05	FORD	MUSTANG, MUSTANG II
AFS0903S	2009-04	FORD TRUCK	E-150, E-150 ECONOLINE, E-250, E-250 ECONOLINE, E-250 SUPER DUTY, E-350, E-350 ECONOLINE, E-350 SUPER DUTY, E-450, E-450 ECONOLINE, E-450 SUPER DUTY
AFS0906S	2004-03	FORD	FOCUS
AFS0908S	2007-05	CHRYSLER TRUCK	TOWN & COUNTRY
	2007-05	DODGE TRUCK	CARAVAN, MINI RAM VAN, GRAND CARAVAN, ROYAL MIN RAM
AFS0909S	2008-99	VOLKSWAGEN	BETLE (includes Super Beetle), GOLF / GOLF GTI, JETTA / JETTA GL
AFS0910S	2007-05	BUICK TRUCK	RAINIER
	2007-05	CHEVROLET / GEO TRUCK	SSR, TRAILBLAZER
	2007-05	GMC TRUCK	ENVOY
	2007-05	ISUZU TRUCK	ASCENDER
	2007-05	SAAB TRUCK	9-7X
AFS0911S	2006-05	CHEVROLET / GEO TRUCK	TRAILBLAZER
	2006-05	GMC TRUCK	ENVOY
	2006-05	ISUZU TRUCK	ASCENDER
AFS0914S	2006-03	CHRYSLER	SEBRING
	2006-03	DODGE	STRATUS
AFS0915S	2006-03	CHRYSLER	SEBRING
	2006-03	DODGE	STRATUS
AFS0916S	2007-05	FORD TRUCK	ESCAPE
	2006-05	MAZDA TRUCK	TRIBUTE
	2007-05	MERCURY TRUCK	MARINER
AFS0917S	2007-05	FORD TRUCK	ESCAPE
	2007-05	MERCURY TRUCK	MARINER
AFS0925P	2005-01	CHRYSLER	SEBRING
	2005-01	DODGE	STRATUS
	2004-03	HONDA TRUCK	CR-V, PILOT
	2007-00	HONDA	ACCORD, CIVIC, INSIGHT
	2001-00	MAZDA TRUCK	MPV
	2005-99	MITSUBISHI	ECLIPSE, GALANT
AFS0926P	2004-99	NISSAN TRUCK	FRONTIER, XTERRA
AFS0927S	2007-05	JEEP	LIBERTY
AFS0928S	2010-05	JEEP	COMMANDER, GRAND CHEROKEE
AFS0929S	2006-05	JEEP	WRANGLER
AFS0930S	2008-05	DODGE TRUCK	DAKOTA
	2009-06	MITSUBISHI TRUCK	RAIDER
AFS0931S	2004	DODGE TRUCK	RAM 2500 PICKUP, RAM 3500 PICKUP
AFS0932S	2006-04	CHEVROLET	MALIBU (Including CLASSIC)
AFS0934S	2005-04	FORD TRUCK	EXPLORER SPORT TRAC
AFS0937S	2007-05	CHEVROLET / GEO TRUCK	SILVERADO 1500, SILVERADO 1500 HD
	2007-05	GMC TRUCK	SIERRA 1500, SIERRA 1500 HD
AFS0940S	2009-04	DODGE TRUCK	RAM 1500 PICKUP, RAM 2500 PICKUP, RAM 3500 PICKUP
AFS0941S	2007-04	DODGE TRUCK	RAM 1500 PICKUP
AFS0942S	2008-04	DODGE TRUCK	RAM 1500 PICKUP, RAM 2500 PICKUP
AFS0943S	2006	ACURA TRUCK	MDX
	2008-05	HONDA TRUCK	PILOT
	2007-03	HONDA	ACCORD
AFS0944S	2006-04	INFINITI	QX56
	2007-04	NISSAN TRUCK	ARMADA, TITAN
AFS0945S	2007-03	HONDA	ACCORD
AFS0946S	2007-05	FORD TRUCK	F-250 SUPER DUTY, F-350 SUPER DUTY, F-450 SUPER DUTY, F-550 SUPER DUTY
AFS0947S	2008-06	FORD TRUCK	F-150, F-150 HERITAGE
AFS0948S	2008-06	FORD TRUCK	F-150, F-150 HERITAGE
AFS0949S	2008-06	FORD TRUCK	F-150, F-150 HERITAGE
AFS0950S	2008-06	FORD TRUCK	F-150, F-150 HERITAGE
AFS0952S	2011-05	NISSAN TRUCK	FRONTIER, PATHFINDER, XTERRA
AFS0953S	2010-08	NISSAN TRUCK	PATHFINDER
AFS0954S	2002-01	HONDA TRUCK	PASSPORT

Buyer's Guide - Fuel Pumps

Part No.	Year	Make	Model
AFS0954S co	2004-01	ISUZU TRUCK	AXIOM, RODEO
AFS0955S	2003-02	ISUZU TRUCK	RODEO SPORT
AFS0956S	2007-04	CADILLAC TRUCK	ESCALADE
	2007-04	CHEVROLET / GEO TRUCK	TAHOE
	2007-04	GMC TRUCK	YUKON, YUKON DENALI, YUKON DENALI XL
AFS0957S	2008-04	CADILLAC TRUCK	ESCALADE ESV/EXT
	2007-04	CHEVROLET / GEO TRUCK	AVALANCHE 1500, SUBURBAN - CHEVROLET
	2007-04	GMC TRUCK	YUKON XL 1500
AFS0958S	2003-02	SATURN	VUE
AFS0959S	2006-05	BUICK TRUCK	TERRAZA
	2007-05	CHEVROLET / GEO TRUCK	UPLANDER
	2007-05	PONTIAC TRUCK	MONTANA
AFS0960S	2007-05	SATURN	Relay
	2007-06	BUICK TRUCK	TERRAZA
	2007-05	CHEVROLET / GEO TRUCK	UPLANDER
AFS0961S	2006-05	PONTIAC TRUCK	MONTANA
	2005	SATURN	Relay
	2007-04	CHEVROLET / GEO TRUCK	AVALANCHE 2500, SUBURBAN - CHEVROLET
AFS0962S	2007-04	GMC TRUCK	YUKON XL 2500
	2008-05	BUICK	LACROSSE
AFS0963S	2008-06	CHEVROLET	IMPALA, IMPALA SS, MONTE CARLO
	2008-05	PONTIAC	GRAND PRIX
	2007-04	BUICK TRUCK	RENDEZVOUS
AFS0964S	2007-04	CHEVROLET / GEO TRUCK	SILVERADO 3500, SILVERADO 3500 HD
	2007-04	GMC TRUCK	SIERRA 3500, SIERRA 3500 HD, SIERRA DENALI
AFS0965S	2007-04	CHEVROLET / GEO TRUCK	SILVERADO 1500, SILVERADO 1500 HD, SILVERADO 2500, SILVERADO 2500 HD, SILVERADO 3500, SILVERADO 3500 HD
	2007-04	GMC TRUCK	SIERRA 3500, SIERRA 3500 HD, SIERRA DENALI
AFS0966S	2008-06	CHEVROLET / GEO TRUCK	COLORADO
	2008-06	GMC TRUCK	CANYON
AFS0967P	2008-05	FORD TRUCK	ESCAPE
	2007-03	FORD	FOCUS, TAURUS
	2002-00	JAGUAR	S-TYPE
	2002-00	LINCOLN	LS
	2008	MAZDA TRUCK	TRIBUTE
	2008-05	MERCURY TRUCK	MARINER
	2005-04	MERCURY	SABLE
AFS0968P	2004	DODGE TRUCK	DAKOTA
	2004-97	JEEP	CHEROKEE, GRAND CHEROKEE, WRANGLER
AFS0969S	2005-01	SATURN	L SERIES, LW SERIES
AFS0970P	2002	DODGE TRUCK	RAM 2500 PICKUP, RAM 3500 PICKUP
AFS0971P	2002-00	FORD	FOCUS
AFS0972P	2007-99	FORD TRUCK	E-350, E-350 ECONOLINE, E-350 SUPER DUTY, E-450, E-450 ECONOLINE, E-450 SUPER DUTY, EXCURSION, F-250 SUPER DUTY, F-350 SUPER DUTY, F-450 SUPER DUTY, F-550 SUPER DUTY
	2007-03	VOLVO	140 SERIES
AFS0973P	2005-99	FORD TRUCK	EXCURSION, F-250 SUPER DUTY, F-250, F-250 PICKUP, F-350 SUPER DUTY, F-450 SUPER DUTY, F-550 SUPER DUTY
AFS0974P	2007-00	FORD TRUCK	F-250 SUPER DUTY, F-350 SUPER DUTY, F-350, F-350 PICKUP, F-450 SUPER DUTY, F-550 SUPER DUTY
	2004-98	FORD	MUSTANG, MUSTANG II
AFS0975P	2007-99	FORD TRUCK	ESCAPE, F-250 SUPER DUTY, F-250, F-250 PICKUP, F-350 SUPER DUTY, F-350, F-350 PICKUP, F-450 SUPER DUTY, F-550 SUPER DUTY, FREESTAR VAN
	2004-02	FORD	FOCUS
	2006-05	MAZDA TRUCK	TRIBUTE
	2007-05	MERCURY TRUCK	MARINER
AFS0976P	1997-87	FORD	MUSTANG, MUSTANG II
AFS0977P	2003-98	FORD TRUCK	E-350, E-350 ECONOLINE, E-350 SUPER DUTY, E-450, E-450 ECONOLINE, E-450 SUPER DUTY, E-550 SUPER DUTY, EXCURSION, F-250 SUPER DUTY, F-350 SUPER DUTY, F-450 SUPER DUTY, F-550 SUPER DUTY
AFS0978P	2001	FORD	TAURUS

Buyer's Guide - Fuel Pumps

Part No.	Year	Make	Model
AFS0978P co	2001	MERCURY	SABLE
AFS0979P	1997-90	FORD TRUCK	AEROSTAR, EXPLORER, RANGER
	1995-89	FORD	LTD, LTD CROWN VICTORIA, COUNTRY SQUIRE, LX, TAURUS
	1997-95	MAZDA TRUCK	B2300, B3000, B4000
	1991-90	MERCURY	MARQUIS, MARQUIS BROUGHAM, GRAND MARQUIS
AFS0980P	1997-86	FORD TRUCK	AEROSTAR, RANGER
	1990-87	FORD	ESCORT, ESCORT GT, EXP, ZX2
	1997-91	MAZDA TRUCK	B2300, B3000, B4000, NAVAJO
	1987	MERCURY	LYNX, LN7
AFS0981P	1988-85	FORD	THUNDERBIRD
	1987-85	LINCOLN	CONTINENTAL, MARK III, IV, V VI, VII, VIII
	1988-85	MERCURY	COUGAR, XR7
AFS0982P	1984-81	CHEVROLET / GEO TRUCK	40-90 Series
AFS0984P	1998-89	FORD TRUCK	F53/F59 STRIPPED CHASSIS, F600, F700, F800, F900
AFS0985S	1987-85	FORD	TEMPO
	1987-85	MERCURY	TOPAZ
AFS0986S	1984-80	FORD TRUCK	F-250, F-250 PICKUP, F-350, F-350 PICKUP
AFS0987S	1988-85	FORD TRUCK	RANGER
AFS0988F	1985	FORD	THUNDERBIRD
	1985	MERCURY	COUGAR, XR7
AFS0989S	1985-84	FORD	LTD, LTD CROWN VICTORIA, COUNTRY SQUIRE, LX, THUNDERBIRD
	1985-84	MERCURY	COUGAR, XR7, MARQUIS, MARQUIS BROUGHAM, GRAND MARQUIS
AFS0990S	1987-83	FORD TRUCK	E-250, E-250 ECONOLINE, E-250 SUPER DUTY, E-350, E-350 ECONOLINE, E-350 SUPER DUTY
AFS0991S	1986-85	FORD TRUCK	F-150, F-150 HERITAGE
AFS0992P	2002-99	LINCOLN TRUCK	NAVIGATOR
AFS0993S	1999	FORD TRUCK	RANGER
	2000	MAZDA TRUCK	B3000
AFS0994P	1997-96	FORD	TAURUS
	1997-96	MERCURY	SABLE
AFS0995P	2004-99	FORD TRUCK	F-250 SUPER DUTY, F-350 SUPER DUTY, F-450 SUPER DUTY, F-550 SUPER DUTY
AFS0996S	2001	FORD	TAURUS
	2005-01	MERCURY	SABLE
AFS0997P	2002-01	FORD TRUCK	EXPLORER SPORT TRAC
AFS0998P	2004-03	FORD	LTD, LTD CROWN VICTORIA, COUNTRY SQUIRE, LX
	2008-03	LINCOLN	TOWN CAR
AFS0999P	2003-02	FORD TRUCK	EXPLORER
	2003-02	MERCURY TRUCK	MOUNTAINEER
AFS1000S	2003	FORD TRUCK	E-150, E-150 ECONOLINE, E-250, E-250 ECONOLINE, E-250 SUPER DUTY
AFS1001S	2005-03	LINCOLN TRUCK	AVIATOR
AFS1002P	2003-99	FORD	ESCORT, ESCORT GT, EXP, ZX2
	1999	MERCURY	TRACER
AFS1003P	1989-80	FORD TRUCK	BRONCO, E-250, E-250 ECONOLINE, E-250 SUPER DUTY, E-350, E-350 ECONOLINE, E-350 SUPER DUTY, F-150, F-150 HERITAGE, F-250, F-250 PICKUP, F-350, F-350 PICKUP
	1985-83	FORD	MUSTANG, MUSTANG II, THUNDERBIRD
	1984-80	LINCOLN	CONTINENTAL, MARK III, IV, V VI, VII, VIII
	1985-83	MERCURY	CAPRI
AFS1004P	1988-85	FORD TRUCK	BRONCO II, RANGER
AFS1005P	2006-96	FORD	TAURUS
	2005-01	MERCURY	SABLE
AFS1006P	1998-90	FORD TRUCK	E-150, E-150 ECONOLINE, E-250, E-250 ECONOLINE, E-250 SUPER DUTY, E-350, E-350 ECONOLINE, E-350 SUPER DUTY, F53/F59 STRIPPED CHASSIS, WINDSTAR
	1997	FORD	TAURUS
	1998	LINCOLN	CONTINENTAL
	1997	MERCURY	SABLE
AFS1007P	2002-97	SATURN	SC SERIES, SL SERIES, SW SERIES
AFS1008S	2003-02	CHEVROLET / GEO TRUCK	AVALANCHE 2500, SUBURBAN - CHEVROLET
	2003-02	GMC TRUCK	YUKON XL 2500
AFS1009S	2003	HUMMER	H2
AFS1010S	2007-04	CHEVROLET / GEO TRUCK	AVALANCHE 2500, SUBURBAN - CHEVROLET
	2007-04	GMC TRUCK	YUKON XL 2500
AFS1011S	2003-01	CHEVROLET / GEO TRUCK	SILVERADO 3500, SILVERADO 3500 HD

Buyer's Guide - Fuel Pumps

Part No.	Year	Make	Model
AFS1011S	2003-01	GMC TRUCK	SIERRA 3500, SIERRA 3500 HD, SIERRA DENALI
AFS1012S	2005-04 2005	CHEVROLET PONTIAC	AVEO WAVE
AFS1013S	1992-91 1992-91	BUICK OLDSMOBILE	ELECTRA, ELECTRA ESTATE WAGON, ELECTRA PARK AVENUE, PARK AVENUE 98, NINETY EIGHT, REGENCY
AFS1014S	1993-91	CADILLAC	DEVILLE, DEVILLE CONCOURS, FLEETWOOD
AFS1015S	1992-89 1989 1992-89 1991-89	BUICK CHEVROLET OLDSMOBILE PONTIAC	CENTURY CELEBRITY CIERA, CUTLASS CIERA 6000
AFS1016S	2007-04	HUMMER	H2
AFS1017S	2008-06 2007-06	CHEVROLET PONTIAC	AVEO, AVEO5 WAVE
AFS1018S	2000	SATURN	LS SERIES, LW SERIES
AFS1019P	1997-96 1997-96	CHEVROLET PONTIAC	CAMARO FIREBIRD, TRANS AM
AFS1020S	2009-08 1992-91 2008-07 2008-07	BUICK TRUCK DODGE GMC TRUCK SATURN	ENCLAVE MONACO, ROYAL MONACO ACADIA OUTLOOK
AFS1021S	2008-07 2008-07	CHEVROLET / GEO TRUCK GMC TRUCK	SILVERADO 1500, SILVERADO 1500 HD, SILVERADO 2500, SILVERADO 2500 HD, SILVERADO 3500, SILVERADO 3500 HD SIERRA 1500, SIERRA 1500 HD, SIERRA 2500, SIERRA 2500 HD, SIERRA 3500, SIERRA 3500 HD, SIERRA DENALI
AFS1022S	2009-08 2009-08 2008 2009-08	CHEVROLET / GEO TRUCK GMC TRUCK ISUZU TRUCK SAAB TRUCK	TRAILBLAZER ENVOY ASCENDER 9-7X
AFS1023P	1995 1995	CHEVROLET / GEO TRUCK GMC TRUCK	TAHOE YUKON, YUKON DENALI, YUKON DENALI XL
AFS1024S	1998 1998	CHEVROLET PONTIAC	CAMARO FIREBIRD, TRANS AM
AFS1025P	1993-87	JEEP	CHEROKEE, COMANCHE, WRANGLER
AFS1026P	1990-88 1989-88	EAGLE VOLVO	PREMIER 140 SERIES
AFS1027P	1985 1985 1995-89 1985	CHRYSLER DODGE FORD PLYMOUTH	LASER ARIES, DAYTONA, LANCER THUNDERBIRD CARAVELLE
AFS1028S	2000-98 2000-98 2000-98 2000-98	CHRYSLER TRUCK DODGE TRUCK NISSAN PLYMOUTH TRUCK	TOWN & COUNTRY, VOYAGER CARAVAN, MINI RAM VAN, GRAND CARAVAN, ROYAL MIN RAM ALTIMA VOYAGER, GRAND VOYAGER
AFS1029S	2003-01 2003-01	CHRYSLER TRUCK DODGE TRUCK	TOWN & COUNTRY CARAVAN, MINI RAM VAN, GRAND CARAVAN, ROYAL MIN RAM
AFS1031S	2009-05	DODGE TRUCK	RAM 2500 PICKUP, RAM 3500 PICKUP
AFS1032S	2004-03	CHRYSLER	PT CRUISER
AFS1033P	2010-04 2008-05 2010-05 2009-06	CHRYSLER DODGE TRUCK JEEP MITSUBISHI TRUCK	PT CRUISER DAKOTA COMMANDER, GRAND CHEROKEE RAIDER
AFS1034P	2009-04 2007-05	CHRYSLER JEEP	PT CRUISER LIBERTY, WRANGLER
AFS1035P	2007-05 2007-05	CHRYSLER TRUCK DODGE TRUCK	TOWN & COUNTRY CARAVAN, MINI RAM VAN, GRAND CARAVAN, ROYAL MIN RAM
AFS1037P	2004-02	DODGE TRUCK	RAM 2500 PICKUP, RAM 3500 PICKUP
AFS1038P	1987-84 1986-85 1987-84	DODGE TRUCK DODGE PLYMOUTH TRUCK	CARAVAN, MINI RAM VAN, GRAND CARAVAN, ROYAL MIN RAM OMNI, 024 VOYAGER, GRAND VOYAGER
AFS1039P			Universal 6 Volt
AFS1040P	1988-87	NISSAN	STANZA
AFS1041P			Universal 12 Volt
AFS1042P			Universal 12 Volt
AFS1043P	1987-84 1989-84	SUBARU TRUCK SUBARU	BRAT DL, GL, GL-10, GF, GLF, STANDARD
AFS1044P	1990-88	NISSAN	Pulsar NX, SENTRA
AFS1046P			Universal 24 Volt Diesel

Buyer's Guide - Fuel Pumps

Part No.	Year	Make	Model
AFS1047P			Universal 24 Volt
AFS1048F	1993-88	BMW	318 SERIES, 325 SERIES
AFS1049F	1993-86	BMW	525 SERIES, 530 SERIES, 735 SERIES, L7, M5
AFS1050P	1991-85 1995-83	PEUGEOT PORSCHE	505 944, 968
AFS1051P			Universal 12 Volt
AFS1052P	1994-77	PORSCHE	911, 924, 928
AFS1053P	1996-84	MERCEDES-BENZ	190 Series, 260E, 300 Series, 320 SERIES, 400 Series, 420 SERIES, 500 SERIES, 560 Series, 600 SERIES, C220
AFS1054P	1992-89	HYUNDAI	SONATA
AFS1055P	1989-84	PORSCHE	911, 924, 944
AFS1056P	1993-90	SAAB	900, 9000
AFS1057P	1990-88	VOLVO	760 SERIES
AFS1058P			Universal 12 Volt
AFS1059P			Universal 12 Volt
AFS1060P	1994-91	JAGUAR	VANDEN PLAS, XJ12, XJ6, XJS
AFS1061P	1994	VOLVO	940 SERIES
AFS1062P	2001-96	AUDI	A4, A4 QUATTRO
AFS1063P	1992-79 1976-75 1991-75 1980-75	JAGUAR PORSCHE VOLKSWAGEN TRUCK VOLKSWAGEN	XJ6, XJS 912, 914 TRANSPORTER, VANAGON BEETLE (includes Super Beetle)
AFS1064P	1991-77	MERCEDES-BENZ	190 Series, 260E, 280 SERIES, 300 Series, 380 Series, 450 Series, 500 SERIES
AFS1065F	1993-90	HONDA	ACCORD
AFS1066F	1989-86	HONDA	ACCORD
AFS1067F	1995-91	ACURA	LEGEND
AFS1068P	1993-87	VOLKSWAGEN	GOLF / GOLF GTI, JETTA / JETTA GL, PASSAT / PASSAT SYNCRO
AFS1069F	1997-96	ACURA	INTEGRA
AFS1070P	1991-84	AUDI	100, 100LS, 100 QUATTRO, 200, 200 QUATTRO, 5000, 5000 QUATTRO, COUPE QUATTRO, V8 QUATTRO
AFS1071S	1998 1998	SUBARU TRUCK SUBARU	FORESTER IMPREZA
AFS1072P	1990-86	HONDA	ACCORD, PRELUDE
AFS1074P	2001-95	BMW	740 SERIES, 750 Series
AFS1075F	2000	KIA	SEPHIA
AFS1076S	2006-99	BMW	323 SERIES, 325 SERIES, 328 SERIES, 330 SERIES
AFS1077S	2002-99	SAAB	9-3
AFS1078P	2002-00	NISSAN	SENTRA
AFS1079P	2000-99 2000-99	INFINITI NISSAN TRUCK	QX4 PATHFINDER
AFS1080P	2003-01 2004-01	INFINITI NISSAN TRUCK	QX4 PATHFINDER
AFS1081F	2002-99	KIA TRUCK	SPORTAGE
AFS1082P			Universal 12 Volt
AFS1083S	2002-99	DAEWOO	LEGANZA
AFS1084S	2002-99	DAEWOO	NUBIRA
AFS1085S	2003-02	NISSAN	ALTIMA
AFS1086S	2002-99	DAEWOO	LANOS
AFS1087S	2002-01	HYUNDAI	ELANTRA
AFS1088S			
AFS1089P	2005 2002-01	HYUNDAI MITSUBISHI TRUCK	TIBURON MONTERO
AFS1090S	2008-04 2009-03	INFINITI NISSAN	G35, M35, M45 350Z
AFS1091S	2008-03	INFINITI	FX45
AFS1092S	2008-03	INFINITI	FX35
AFS1093S	2002-99	VOLVO	S60, S70, S80
AFS1094S	2005-01	KIA	OPTIMA
AFS1095S	2006-04	VOLKSWAGEN	BEETLE (includes Super Beetle), GOLF / GOLF GTI, JETTA / JETTA GL
AFS1096S	2006-05	KIA	OPTIMA
AFS1097S			
AFS1098S	2009-05 2010-05	HYUNDAI TRUCK KIA TRUCK	TUCSON SPORTAGE
AFS1099S	2006-04	KIA	SPECTRA, SPECTRA5
AFS1100S	2011-06 2011-06	HYUNDAI KIA	ACCENT, ELANTRA RIO, RIO5
AFS1101P	2002-99	KIA TRUCK	SPORTAGE

Buyer's Guide - Fuel Pumps

Part No.	Year	Make	Model
AFS1102S	2008-03	HYUNDAI	ELANTRA, TIBURON
AFS1103S	2007-06	HYUNDAI	SONATA
AFS1104F	2011-05	AUDI	A6, A6 QUATTRO, S6
AFS1105S	2010-06	KIA	OPTIMA
AFS1106P	2011-06 2009 2011-06	HYUNDAI KIA TRUCK KIA	ACCENT, ELANTRA BORREGO AMANTI, OPTIMA, RIO, RIO5, RONDO, SPECTRA, SPECTRA5
AFS1107S	2009-06	SAAB	9-3
RE0016P	1995-86 1995-86 1989	FORD MERCURY SAAB	ESCORT, ESCORT GT, EXP, ZX2, TAURUS SABLE 900
RE0022P	1997-89	FORD TRUCK	BRONCO II, E-150, E-150 ECONOLINE, E-250, E-250 ECONOLINE, E-250 SUPER DUTY, E-350, E-350 ECONOLINE, E-350 SUPER DUTY, EXPLORER, F-150, F-150 HERITAGE, F-250, F-250 PICKUP, F-350, F-350 PICKUP
RE0026P	1997-90	FORD TRUCK	F-150, F-150 HERITAGE, F-250, F-250 PICKUP, F-350, F-350 PICKUP
RE0027P	1996-94 1996-94	FORD MERCURY	ESCORT, ESCORT GT, EXP, ZX2 TRACER
RE0028P	1998-93	NISSAN TRUCK	QUEST
RE0029P	1997-95 1996-93 1996-93 1998-97 1996-93	FORD TRUCK FORD LINCOLN MERCURY TRUCK MERCURY	WINDSTAR LTD, LTD CROWN VICTORIA, COUNTRY SQUIRE, LX TOWN CAR VILLAGER MARQUIS, MARQUIS BROUGHAM, GRAND MARQUIS, TOPAZ
RE0030S	1997	LINCOLN	CONTINENTAL
RE0031S	1997 1997	FORD MERCURY	TAURUS SABLE
RE0032S	1998-97 1998-97	FORD MERCURY	CONTOUR MYSTIQUE
RE0036S	1995-86 1995-86	FORD MERCURY	TAURUS SABLE
RE0037S	1995-86 1994-88 1995-86	FORD LINCOLN MERCURY	TAURUS CONTINENTAL SABLE
RE0038S	1997-89 1997-95	FORD TRUCK MAZDA TRUCK	RANGER B2300, B3000, B4000
RE0039S	1989-86 1989-86	FORD MERCURY	TAURUS SABLE
RE0040S	1989-86	FORD TRUCK	AEROSTAR
RE0042S	1990-87 1987	FORD MERCURY	ESCORT, ESCORT GT, EXP, ZX2 LYNX, LN7
RE0043F	1988-85 1992-86 1986-85	FORD LINCOLN MERCURY	THUNDERBIRD MARK III, IV, V VI, VII, VIII COUGAR, XR7
RE0044F	1989-83 1989-83 1989-86	FORD LINCOLN MERCURY	LTD, LTD CROWN VICTORIA, COUNTRY SQUIRE, LX MARK III, IV, V VI, VII, VIII, TOWN CAR MARQUIS, MARQUIS BROUGHAM, GRAND MARQUIS
RE0046F	1991-83 1991-83	FORD MERCURY	LTD, LTD CROWN VICTORIA, COUNTRY SQUIRE, LX COLONY PARK
RE0052S	1988-86	FORD TRUCK	RANGER
RE0055S	1988-86	FORD TRUCK	BRONCO II
RE0056S	1997-89 1997-89	FORD MERCURY	THUNDERBIRD COUGAR, XR7
RE0058F	1988-85 1987-85 1988-85	FORD LINCOLN MERCURY	THUNDERBIRD CONTINENTAL, MARK III, IV, V VI, VII, VIII COUGAR, XR7
RE0059S	1994-88 1994-88	FORD MERCURY	TEMPO TOPAZ
RE0060S	1989-87	FORD TRUCK	F-150, F-150 HERITAGE, F-250, F-250 PICKUP, F-350, F-350 PICKUP
RE0061S	1989-87	FORD TRUCK	F-150, F-150 HERITAGE, F-250, F-250 PICKUP, F-350, F-350 PICKUP
RE0062S	1989-87	FORD TRUCK	F-150, F-150 HERITAGE, F-250, F-250 PICKUP, F-350, F-350 PICKUP
RE0063S	1993-91 1993-91	FORD MERCURY	ESCORT, ESCORT GT, EXP, ZX2 TRACER
RE0064S	1997-90 1997-95	FORD TRUCK MAZDA TRUCK	RANGER B2300, B3000, B4000
RE0065S	1997-89	FORD TRUCK	AEROSTAR
RE0066S	1995-90 1995-90	FORD MERCURY	TAURUS SABLE
RE0067F	1993-85 1986-84	FORD MERCURY	MUSTANG, MUSTANG II CAPRI

Buyer's Guide - Fuel Pumps

Part No.	Year	Make	Model
RE0069S	1996-95	FORD	LTD, LTD CROWN VICTORIA, COUNTRY SQUIRE, LX
	1996-95	LINCOLN	TOWN CAR
	1996-95	MERCURY	MARQUIS, MARQUIS BROUGHAM, GRAND MARQUIS
RE0070F	1996-93	MERCURY TRUCK	VILLAGER
RE0071S	1995-89	FORD	TAURUS
RE0072F	1997-95	FORD TRUCK	WINDSTAR
RE0073S	1996-95	FORD	CONTOUR
	1996-95	MERCURY	MYSTIQUE
RE0074F	1997-94	FORD	PROBE
	1997-95	MAZDA	626, MX-6
RE0075S	1991-90	FORD	LTD, LTD CROWN VICTORIA, COUNTRY SQUIRE, LX
	1991-90	MERCURY	MARQUIS, MARQUIS BROUGHAM, GRAND MARQUIS
RE0078S	1994-92	FORD	LTD, LTD CROWN VICTORIA, COUNTRY SQUIRE, LX
	1994-90	LINCOLN	TOWN CAR
	1994-93	MERCURY	MARQUIS, MARQUIS BROUGHAM, GRAND MARQUIS
RE0088S	1990-86	FORD TRUCK	E-150, E-150 ECONOLINE, E-250, E-250 ECONOLINE, E-250 SUPER DUTY, E-350, E-350 ECONOLINE, E-350 SUPER DUTY, F-350, F-350 PICKUP
RE0090S	1990-86	FORD TRUCK	E-150, E-150 ECONOLINE, E-250, E-250 ECONOLINE, E-250 SUPER DUTY, E-350, E-350 ECONOLINE, E-350 SUPER DUTY, F-350, F-350 PICKUP
RE0091S	1990-87	FORD	ESCORT, ESCORT GT, EXP, ZX2
	1987	MERCURY	LYNX, LN7
RE0096S	1989-87	FORD TRUCK	BRONCO
RE0098S	1989-88	FORD TRUCK	F-150, F-150 HERITAGE, F-250, F-250 PICKUP, F-350, F-350 PICKUP
RE0099S	1994-91	FORD TRUCK	EXPLORER
RE0100S	1998	FORD	TAURUS
	1998	MERCURY	SABLE
RE0102S	1991-89	FORD TRUCK	E-150, E-150 ECONOLINE, E-250, E-250 ECONOLINE, E-250 SUPER DUTY, E-350, E-350 ECONOLINE, E-350 SUPER DUTY, F-350, F-350 PICKUP
	1991-89	VOLVO	140 SERIES
RE0104S	1986-85	FORD TRUCK	F-150, F-150 HERITAGE, F-250, F-250 PICKUP
RE0105F	1996-94	FORD	ESCORT, ESCORT GT, EXP, ZX2
	1996-94	MERCURY	TRACER
RE0106S	1996	FORD	TAURUS
	1996	MERCURY	SABLE
RE0108F	1995-93	FORD	PROBE
	1995-94	MAZDA	626, MX-6
RE0109P	2001-00	FORD TRUCK	E-250, E-250 ECONOLINE, E-250 SUPER DUTY, E-350, E-350 ECONOLINE, E-350 SUPER DUTY
	1996-93	FORD	LTD, LTD CROWN VICTORIA, COUNTRY SQUIRE, LX
	1994-93	LINCOLN	TOWN CAR
	2002-95	MAZDA	626
	1996-93	MERCURY	MARQUIS, MARQUIS BROUGHAM, GRAND MARQUIS
RE0111S	2000-97	FORD	LTD, LTD CROWN VICTORIA, COUNTRY SQUIRE, LX
	2000-97	LINCOLN	TOWN CAR
	2000-97	MERCURY	MARQUIS, MARQUIS BROUGHAM, GRAND MARQUIS
RE0123S	1991-89	FORD TRUCK	E-350, E-350 ECONOLINE, E-350 SUPER DUTY
RE0124F	1996-93	LINCOLN	MARK III, IV, V, VI, VII, VIII
RE0125F	1997-94	FORD	ASPIRE
RE0126F	1997-94	FORD	ASPIRE
RE0127S	1995-93	FORD	TAURUS
RE0128S	2000-95	FORD TRUCK	EXPLORER
RE0129S	1996-95	FORD TRUCK	EXPLORER
RE0130S	1996	FORD	TAURUS
	1996	MERCURY	SABLE
RE0131S	1996-95	LINCOLN	CONTINENTAL
RE0135F	1997-96	FORD	MUSTANG, MUSTANG II
RE0140F	1997	FORD	ESCORT, ESCORT GT, EXP, ZX2
	1997	MERCURY	TRACER
RE0141F	1997	FORD	TAURUS
RE0142S	1997-96	FORD	TAURUS
RE0145S	1990-89	FORD TRUCK	BRONCO II
RE0146S	1991-90	FORD TRUCK	F-150, F-150 HERITAGE, F-250, F-250 PICKUP, F-350, F-350 PICKUP
RE0147S	1991-90	FORD TRUCK	F-150, F-150 HERITAGE, F-250, F-250 PICKUP, F-350, F-350 PICKUP
RE0148S	1991-90	FORD TRUCK	F-150, F-150 HERITAGE, F-250, F-250 PICKUP, F-350, F-350 PICKUP
RE0151F	1998-94	FORD TRUCK	F600, F700, F800, F900
RE0152F	1998-94	FORD TRUCK	F600, F700, F800, F900
RE0153S	1993-92	FORD TRUCK	F-150, F-150 HERITAGE, F-250, F-250 PICKUP, F-350, F-350 PICKUP

Buyer's Guide - Fuel Pumps

Part No.	Year	Make	Model
RE0154S	1993-92	FORD TRUCK	F-150, F-150 HERITAGE, F-250, F-250 PICKUP, F-350, F-350 PICKUP
RE0155S	1993-92	FORD TRUCK	F-150, F-150 HERITAGE, F-250, F-250 PICKUP, F-350, F-350 PICKUP
RE0157S	1993-92	FORD TRUCK	F-150, F-150 HERITAGE, F-250, F-250 PICKUP, F-350, F-350 PICKUP
RE0158S	1993-92	FORD TRUCK	F-150, F-150 HERITAGE, F-250, F-250 PICKUP, F-350, F-350 PICKUP
RE0159S	1995-92	FORD TRUCK	E-150, E-150 ECONOLINE, E-250, E-250 ECONOLINE, E-250 SUPER DUTY, E-350, E-350 ECONOLINE, E-350 SUPER DUTY, F-350, F-350 PICKUP
RE0161S	1995-92	FORD TRUCK	E-150, E-150 ECONOLINE, E-250, E-250 ECONOLINE, E-250 SUPER DUTY, E-350, E-350 ECONOLINE, E-350 SUPER DUTY, F-350, F-350 PICKUP
RE0162S	1995-92	FORD TRUCK	E-150, E-150 ECONOLINE, E-250, E-250 ECONOLINE, E-250 SUPER DUTY, E-350, E-350 ECONOLINE, E-350 SUPER DUTY, F-350, F-350 PICKUP
RE0163F	1998	FORD TRUCK	F700
RE0165S	1995-94	FORD TRUCK	F-150, F-150 HERITAGE, F-250, F-250 PICKUP, F-350, F-350 PICKUP
RE0166S	1995-94	FORD TRUCK	F-150, F-150 HERITAGE, F-250, F-250 PICKUP, F-350, F-350 PICKUP
RE0167S	1995-94	FORD TRUCK	F-150, F-150 HERITAGE, F-250, F-250 PICKUP, F-350, F-350 PICKUP
RE0168S	1995-94	FORD TRUCK	F-150, F-150 HERITAGE, F-250, F-250 PICKUP, F-350, F-350 PICKUP
RE0170S	1995	FORD TRUCK	EXPLORER
RE0171S	1995	FORD TRUCK	EXPLORER
RE0172S	1996-89	FORD TRUCK	F53/F59 STRIPPED CHASSIS
RE0173S	1997-96	FORD TRUCK	F-150, F-150 HERITAGE, F-250, F-250 PICKUP, F-350, F-350 PICKUP
RE0174S	1997-96	FORD TRUCK	F-150, F-150 HERITAGE, F-250, F-250 PICKUP, F-350, F-350 PICKUP
RE0175S	1997-96	FORD TRUCK	F-150, F-150 HERITAGE, F-250, F-250 PICKUP, F-350, F-350 PICKUP
RE0177S	1997-96	FORD TRUCK	F-150, F-150 HERITAGE, F-250, F-250 PICKUP, F-350, F-350 PICKUP
RE0179S	1996	FORD TRUCK	E-150, E-150 ECONOLINE, E-250, E-250 ECONOLINE, E-250 SUPER DUTY, E-350, E-350 ECONOLINE, E-350 SUPER DUTY, F-350, F-350 PICKUP
RE0180S	1996	FORD TRUCK	E-150, E-150 ECONOLINE, E-250, E-250 ECONOLINE, E-250 SUPER DUTY, E-350, E-350 ECONOLINE, E-350 SUPER DUTY, F-350, F-350 PICKUP
RE0183S	1996	FORD TRUCK	EXPLORER
RE0184S	1997-96	FORD TRUCK	F53/F59 STRIPPED CHASSIS
RE0185S	1997	FORD	TAURUS
	1997	MERCURY	SABLE
RE0187S	1998-97	LINCOLN	MARK III, IV, V, VI, VII, VIII
RE0197S	1998-97	FORD TRUCK	EXPEDITION
	1998	LINCOLN TRUCK	NAVIGATOR
RE0198S	1998-97	FORD TRUCK	EXPLORER
	1998-97	MERCURY TRUCK	MOUNTAINEER
RE0200S	1998-97	FORD TRUCK	WINDSTAR
RE0202P	1996-85	CHEVROLET	CAMARO, CAPRICE, CORVETTE
	1992-85	PONTIAC	6000, FIREBIRD, TRANS AM, GRAND PRIX
	1990	VOLVO	740 SERIES
RE0204P	1992-87	BUICK	CENTURY, SKYHAWK, SKYLARK
	1989-85	CADILLAC	COMMERCIAL CHASSIS, DEVILLE, DEVILLE CONCOURS, ELDORADO, FLEETWOOD, SEVILLE
	1997-92	CHEVROLET / GEO TRUCK	G SERIES VANS, K3500 PICKUP, P SERIES VAN, SUBURBAN - CHEVROLET
	1993-87	CHEVROLET	BERETTA, CAVALIER, CELEBRITY, CORSICA, LUMINA
	1999-94	GMC TRUCK	G SERIES VANS, K2500 PICKUP, K3500 PICKUP, P SERIES VAN, SUBURBAN - GMC
	1992-87	OLDSMOBILE	CALAIS, CUTLASS CALAIS, CIERA, CUTLASS CIERA, FIRENZA
	1991-87	PONTIAC	6000, GRAND AM, SUNBIRD, J2000
RE0206P	1991	BMW	318 SERIES
	1992-84	BUICK	CENTURY, ELECTRA, ELECTRA ESTATE WAGON, ELECTRA PARK AVENUE, PARK AVENUE, LESABRE, REATTA, REGAL, RIVIERA, SKYHAWK, SKYLARK, SOMERSET
	1993-85	CADILLAC	ALLANTE, CIMARRON, DEVILLE, DEVILLE CONCOURS, FLEETWOOD
	1995-94	CHEVROLET / GEO TRUCK	S-10 PICKUP
	1992-85	CHEVROLET	BERETTA, CAMARO, CAVALIER, CELEBRITY, CITATION, CORSICA
	1995-94	GMC TRUCK	S-15 SONOMA / S-15 PICKUP
	1992-84	OLDSMOBILE	88, CUSTOM CRUISER, DELTA 88, EIGHTY EIGHT, 98, NINETY EIGHT, REGENCY, CALAIS, CUTLASS CALAIS, CIERA, CUTLASS CIERA, FIRENZA, TORONADO
	1992-85	PONTIAC	6000, BONNEVILLE, FIERO, FIREBIRD, TRANS AM, GRAND AM, SUNBIRD, J2000
RE0207P	1996-89	BUICK	REATTA, REGAL, RIVIERA
	1992-88	CADILLAC	ALLANTE, ELDORADO, SEVILLE

Buyer's Guide - Fuel Pumps

Part No.	Year	Make	Model
RE0207P cont	1996-92	CHEVROLET / GEO TRUCK	LUMINA APV VAN
	1996-88	CHEVROLET	BERETTA, CAVALIER, CORSICA, CORVETTE, LUMINA, MONTE CARLO
	1996-92	OLDSMOBILE TRUCK	SILHOUETTE
	1997-89	OLDSMOBILE	CALAIS, CUTLASS CALAIS, CUTLASS, (CRUISER, SALON, SUPREME), VISTA CRUISER, TORONADO
	1996-92	PONTIAC TRUCK	TRANS SPORT
	1996-90	PONTIAC	GRAND PRIX, SUNBIRD, J2000
RE0208P	1993-91	BUICK	ROADMASTER
	1993	CADILLAC	COMMERCIAL CHASSIS, FLEETWOOD
	1996-87	CHEVROLET / GEO TRUCK	P SERIES VAN
	1993-91 1996-87	CHEVROLET GMC TRUCK	CAPRICE G SERIES VANS, P SERIES VAN
RE0209P	1996-94	BUICK	ROADMASTER
	1996-94	CADILLAC	COMMERCIAL CHASSIS, FLEETWOOD
	1997-92	CHEVROLET / GEO TRUCK	ASTRO VAN, C1500 PICKUP, C2500 PICKUP, C3500 PICKUP, K1500 PICKUP, K2500 PICKUP, K3500 PICKUP, P SERIES VAN, S-10 BLAZER, S-10 PICKUP, SUBURBAN - CHEVROLET, TAHOE
	1996-94 1997-91	CHEVROLET GMC TRUCK	CAPRICE, IMPALA, IMPALA SS C1500 PICKUP, C2500 PICKUP, C3500 PICKUP, K1500 PICKUP, K2500 PICKUP, K3500 PICKUP, P SERIES VAN, S-15 JIMMY, S-15 SONOMA / S-15 PICKUP, S-15 SYCLONE, S-15 TYPHOON, SAFARI VAN, SUBURBAN - GMC, YUKON, YUKON DENALI, YUKON DENALI XL
	1994-92	OLDSMOBILE TRUCK	BRAVADA
	1999-98	FORD	TAURUS
RE0212P	1999-93	BUICK	CENTURY, ELECTRA, ELECTRA ESTATE WAGON, ELECTRA PARK AVENUE, PARK AVENUE, LESABRE
	1999-93	OLDSMOBILE	88, CUSTOM CRUISER, DELTA 88, EIGHTY EIGHT, 98, NINETY EIGHT, REGENCY, CIERA, CUTLASS CIERA, LSS
	1999-94	PONTIAC	BONNEVILLE
RE0213S	1998	FORD	ESCORT, ESCORT GT, EXP, ZX2
	1998	MERCURY	TRACER
RE0214P	1994-93	BUICK	ELECTRA, ELECTRA ESTATE WAGON, ELECTRA PARK AVENUE, PARK AVENUE, LESABRE
	1994-93	OLDSMOBILE	88, CUSTOM CRUISER, DELTA 88, EIGHTY EIGHT, 98, NINETY EIGHT, REGENCY
	1994-93	PONTIAC	BONNEVILLE
RE0215S	1998	FORD	TAURUS
	1998	MERCURY	SABLE
RE0216P	1995-92	BUICK	SKYLARK
	1995-92	CHEVROLET	BERETTA, CAVALIER, CORSICA
	1995-93	OLDSMOBILE	ACHIEVA
	1998-93	PONTIAC	GRAND AM, SUNBIRD, J2000
RE0217P	1996	BUICK	ELECTRA, ELECTRA ESTATE WAGON, ELECTRA PARK AVENUE, PARK AVENUE
	1999-96	OLDSMOBILE	LSS
	1999-96	PONTIAC	BONNEVILLE
RE0219P	1985-82	BUICK	CENTURY, SKYHAWK, SKYLARK
	1985-80	CADILLAC	CIMARRON, COMMERCIAL CHASSIS, DEVILLE, DEVILLE
	1985-82	CHEVROLET	CONCOURS, ELDORADO, FLEETWOOD, SEVILLE
	1985-82	OLDSMOBILE	CAMARO, CAVALIER, CELEBRITY, CHEVETTE, CITATION
	1993-82	PONTIAC	CIERA, CUTLASS CIERA, FIRENZA, OMEGA
	1987	VOLVO	FIERO, FIREBIRD, TRANS AM, LEMANS, GRAND LEMANS, LEMANS SAFARI, GRAND LEMANS SAFARI, PHOENIX 760 SERIES
RE0220P	1988-85	BUICK	CENTURY, SKYHAWK, SKYLARK, SOMERSET
	1992-85	CADILLAC	CIMARRON, COMMERCIAL CHASSIS, DEVILLE, DEVILLE
	1995-85	CHEVROLET / GEO TRUCK	CONCOURS, FLEETWOOD ASTRO VAN, BLAZER FULL SIZE, C1500 PICKUP, C2500 PICKUP, C3500 PICKUP, EL CAMINO, G SERIES VANS, K1500 PICKUP, K2500 PICKUP, K3500 PICKUP, LUMINA APV VAN, R SERIES PICKUP, S-10 BLAZER, S-10 PICKUP, SUBURBAN - CHEVROLET, V SERIES PICKUP
	1992-85	CHEVROLET	CAMARO, CAPRICE, CAVALIER, CELEBRITY, IMPALA, IMPALA SS, LLV POSTAL VEHICLE, MONTE CARLO
	1996-85	GMC TRUCK	C1500 PICKUP, C2500 PICKUP, C3500 PICKUP, CABALLERO, G SERIES VANS, JIMMY (Full Size), K1500 PICKUP, K2500 PICKUP,

Buyer's Guide - Fuel Pumps

Part No.	Year	Make	Model
RE0220P cont			K3500 PICKUP, R SERIES PICKUP, S-15 JIMMY, S-15 SONOMA / S-15 PICKUP, SAFARI VAN, SUBURBAN - GMC, V SERIES PICKUP, YUKON, YUKON DENALI, YUKON DENALI XL
	1994-90	OLDSMOBILE TRUCK	BRAVADA, SILHOUETTE
	1988-85	OLDSMOBILE	CIERA, CUTLASS CIERA, FIRENZA
	1994-90	PONTIAC TRUCK	TRANS SPORT
	1992-85	PONTIAC	6000, FIERO, FIREBIRD, TRANS AM, GRAND AM, PARISIENNE, SUNBIRD, J2000
	1995-88	VOLVO	140 SERIES
RE0223S	1998	LINCOLN	CONTINENTAL
RE0225S	1999-98	FORD	CONTOUR
	1999-98	MERCURY	COUGAR, XR7, MYSTIQUE
RE0227S	1998	FORD	MUSTANG, MUSTANG II
RE0229S	1998	FORD	MUSTANG, MUSTANG II
RE0230S	1998	FORD	MUSTANG, MUSTANG II
RE0231S	1995	CHEVROLET	CAVALIER
	1995	PONTIAC	SUNFIRE
RE0232S	2004-99	FORD TRUCK	F-250 SUPER DUTY, F-350 SUPER DUTY, F-450 SUPER DUTY, F-550 SUPER DUTY
RE0233S	1992	BUICK	SKYLARK
	1992	CHEVROLET	CAVALIER
	1992	OLDSMOBILE	ACHIEVA
	1992	PONTIAC	GRAND AM, SUNBIRD, J2000
RE0234S	1995-93	BUICK	SKYLARK
	1995-92	CHEVROLET	BERETTA, CAVALIER, CORSICA
	1995-93	OLDSMOBILE	ACHIEVA
	1995-93	PONTIAC	GRAND AM, SUNBIRD, J2000
RE0235S	1998-96	BUICK	SKYLARK
	1998-96	CHEVROLET	CAVALIER
	1998-96	OLDSMOBILE	ACHIEVA
	1998-94	PONTIAC	GRAND AM, SUNFIRE
RE0236S	1999	FORD TRUCK	F-250 SUPER DUTY, F-350 SUPER DUTY, F-450 SUPER DUTY, F-550 SUPER DUTY
RE0237S	2004-99	FORD TRUCK	F-250 SUPER DUTY, F-350 SUPER DUTY, F-450 SUPER DUTY, F-550 SUPER DUTY
RE0238S	2004-99	FORD TRUCK	F-250 SUPER DUTY, F-350 SUPER DUTY, F-450 SUPER DUTY, F-550 SUPER DUTY, RANGER
RE0239S	1996	CHEVROLET / GEO TRUCK	S-10 PICKUP
	1996	GMC TRUCK	S-15 SONOMA / S-15 PICKUP
	1996	ISUZU TRUCK	HOMBRE
RE0240S	1996	CHEVROLET / GEO TRUCK	S-10 BLAZER
	1996	GMC TRUCK	S-15 JIMMY
	1996	OLDSMOBILE TRUCK	BRAVADA
RE0241S	1999	FORD TRUCK	F-250 SUPER DUTY, F-350 SUPER DUTY, F-450 SUPER DUTY, F-550 SUPER DUTY
RE0242S	2004-99	FORD TRUCK	F-250 SUPER DUTY, F-350 SUPER DUTY, F-450 SUPER DUTY, F-550 SUPER DUTY
RE0243S	1998-97	FORD TRUCK	F-150, F-150 HERITAGE, F-250, F-250 PICKUP
RE0244S	1996	CHEVROLET / GEO TRUCK	S-10 BLAZER
	1996	GMC TRUCK	S-15 JIMMY
RE0245S	1995	CHEVROLET / GEO TRUCK	TAHOE
	1995	GMC TRUCK	YUKON, YUKON DENALI, YUKON DENALI XL
RE0247S	1997-96	CHEVROLET / GEO TRUCK	TAHOE
	1997-96	GMC TRUCK	YUKON, YUKON DENALI, YUKON DENALI XL
RE0250S	1998-97	FORD TRUCK	F-150, F-150 HERITAGE, F-250, F-250 PICKUP
RE0251S	1998	FORD TRUCK	RANGER
	2000-98	MAZDA TRUCK	B2500, B3000
RE0252S	1999-97	CHEVROLET	LUMINA, MONTE CARLO
RE0253S	1997	CHEVROLET	LUMINA, MONTE CARLO
RE0254S	1998	FORD TRUCK	RANGER
RE0255S	1998	FORD TRUCK	RANGER
	2000-98	MAZDA TRUCK	B2500, B3000, B4000
RE0256S	2003-97	FORD TRUCK	E-150, E-150 ECONOLINE, E-250, E-250 ECONOLINE, E-250 SUPER

Buyer's Guide - Fuel Pumps

Part No.	Year	Make	Model
RE0256S cont			DUTY
RE0257P	1990-87 1990-86 1990-88	DODGE TRUCK DODGE PLYMOUTH	CARAVAN, MINI RAM VAN, GRAND CARAVAN, ROYAL MIN RAM DAYTONA, OMNI, 024 HORIZON, TC3
RE0258P	1990-86 1987-86	JEEP RENAULT	CHEROKEE, COMANCHE, WAGONEER, WRANGLER ALLIANCE, ENCORE
RE0260S	2002-97	FORD TRUCK	E-150, E-150 ECONOLINE, E-250, E-250 ECONOLINE, E-250 SUPER DUTY
RE0261P	1993-88 1990-89 1988-85	CHRYSLER DODGE TRUCK DODGE	NEW YORKER CARAVAN, MINI RAM VAN, GRAND CARAVAN, ROYAL MIN RAM CHARGER, CHARGER SE, CHARGER SHELBY, DYNASTY, OMNI, 024
RE0262P	1990-88	DODGE TRUCK	1500 RAM VAN / B SERIES VAN, 2500 RAM VAN / B SERIES, 3500 RAM VAN / B SERIES, D SERIES, DAKOTA, RAMCHARGER, W SERIES
RE0264S	1993-91 1993-91 1993-91	CHRYSLER TRUCK DODGE TRUCK PLYMOUTH TRUCK	TOWN & COUNTRY CARAVAN, MINI RAM VAN, GRAND CARAVAN, ROYAL MIN RAM VOYAGER, GRAND VOYAGER
RE0265S	1993-91 1993-91 1993-91	CHRYSLER TRUCK DODGE TRUCK PLYMOUTH TRUCK	TOWN & COUNTRY CARAVAN, MINI RAM VAN, GRAND CARAVAN, ROYAL MIN RAM VOYAGER, GRAND VOYAGER
RE0267S	1992-91 1992-91	DODGE EAGLE	MONACO, ROYAL MONACO PREMIER
RE0268F	1995-91 1995-91 1995-91	CHRYSLER DODGE PLYMOUTH	IMPERIAL, LEBARON, NEW YORKER, TC MASERATI DAYTONA, DYNASTY, SHADOW, SPIRIT ACCLAIM, SUNDANCE
RE0271S	1993-91	DODGE TRUCK	D SERIES, W SERIES
RE0272S	2004-00	FORD TRUCK	F-250 SUPER DUTY, F-350 SUPER DUTY, F-450 SUPER DUTY, F-550 SUPER DUTY
RE0273S	1993-91	DODGE TRUCK	1500 RAM VAN / B SERIES VAN, 2500 RAM VAN / B SERIES, 3500 RAM VAN / B SERIES
RE0274S	1996-91	DODGE TRUCK	DAKOTA
RE0275S	1999 1999	FORD MERCURY	TAURUS SABLE
RE0276S	1999	FORD	TAURUS
RE0277S	1995-93 1995-93 1995-93	CHRYSLER DODGE EAGLE	CONCORDE, LHS, NEW YORKER INTREPID VISION
RE0278S	1994-93	JEEP	GRAND CHEROKEE, GRAND WAGONEER
RE0279S	2000-99	FORD TRUCK	WINDSTAR
RE0280S	1995-92 1995-91 1995-91	CHRYSLER TRUCK DODGE TRUCK PLYMOUTH TRUCK	TOWN & COUNTRY CARAVAN, MINI RAM VAN, GRAND CARAVAN, ROYAL MIN RAM VOYAGER, GRAND VOYAGER
RE0281S	1995-94	DODGE TRUCK	DAKOTA
RE0282S	1995-92	DODGE TRUCK	1500 RAM VAN / B SERIES VAN, 2500 RAM VAN / B SERIES, 3500 RAM VAN / B SERIES
RE0283S	1993-92	DODGE TRUCK	D SERIES, RAMCHARGER, W SERIES
RE0284S	1994	DODGE TRUCK	RAM 1500 PICKUP, RAM 2500 PICKUP, RAM 3500 PICKUP
RE0286F	1990-88 1990-89	DODGE TRUCK PLYMOUTH TRUCK	CARAVAN, MINI RAM VAN, GRAND CARAVAN, ROYAL MIN RAM VOYAGER, GRAND VOYAGER
RE0287F	1990-86 1990-86 1990-86	CHRYSLER DODGE PLYMOUTH	LASER, LEBARON, NEW YORKER 600, ARIES, DAYTONA, DYNASTY, LANCER, SHADOW, SPIRIT ACCLAIM, CARAVELLE, RELIANT, SUNDANCE
RE0288F	1990-84 1990-84 1990-86	CHRYSLER DODGE PLYMOUTH	E CLASS, IMPERIAL, LASER, LEBARON, NEW YORKER, TC MASERATI 600, ARIES, CHARGER, CHARGER SE, CHARGER SHELBY, DAYTONA, DYNASTY, LANCER, SHADOW, SPIRIT ACCLAIM, CARAVELLE, RELIANT, SUNDANCE
RE0289S	1993-91	JEEP	CHEROKEE
RE0291F	1990 1990-87 1990-87	CHRYSLER TRUCK DODGE TRUCK PLYMOUTH TRUCK	TOWN & COUNTRY CARAVAN, MINI RAM VAN, GRAND CARAVAN, ROYAL MIN RAM VOYAGER, GRAND VOYAGER
RE0292S	1997-95 1997-95	DODGE PLYMOUTH	NEON NEON
RE0293S	1995-94 1995-94 1994	CHRYSLER DODGE EAGLE	CONCORDE INTREPID VISION
RE0294S	1995-94 1995-94 1995-94	CHRYSLER TRUCK DODGE TRUCK PLYMOUTH TRUCK	TOWN & COUNTRY CARAVAN, MINI RAM VAN, GRAND CARAVAN, ROYAL MIN RAM VOYAGER, GRAND VOYAGER
RE0295S	2002-99	LINCOLN	CONTINENTAL

Buyer's Guide - Fuel Pumps

Part No.	Year	Make	Model	
RE0297F	2000-95	CHRYSLER	SEBRING	
	2000-95	DODGE	AVENGER	
	1998-95	EAGLE	TALON	
	1999-94	MINI	ECLIPSE, GALANT	
RE0299S	1995	DODGE TRUCK	RAM 1500 PICKUP, RAM 2500 PICKUP, RAM 3500 PICKUP	
RE0301S	1998-95	CHRYSLER	CIRRUS, SEBRING	
	1997-95	DODGE	STRATUS	
	1997-96	PLYMOUTH	BREEZE	
RE0303S	2000	CHRYSLER TRUCK	GRAND VOYAGER	
	1997-96	DODGE TRUCK	RAM 1500 PICKUP, RAM 2500 PICKUP, RAM 3500 PICKUP	
RE0304S	2000-96	CHRYSLER TRUCK	TOWN & COUNTRY	
	2000-96	DODGE TRUCK	CARAVAN, MINI RAM VAN, GRAND CARAVAN, ROYAL MIN RAM	
	2000-96	PLYMOUTH TRUCK	VOYAGER, GRAND VOYAGER	
RE0305S	1996	DODGE TRUCK	DAKOTA	
RE0306S	1996	DODGE TRUCK	DAKOTA	
RE0307S	1999-96	DODGE	NEON	
	1999-96	PLYMOUTH	NEON	
RE0308S	1996	DODGE TRUCK	1500 RAM VAN / B SERIES VAN, 2500 RAM VAN / B SERIES, 3500 RAM VAN / B SERIES	
RE0309S	2002-97	FORD TRUCK	EXPEDITION	
RE0310S	1997	DODGE TRUCK	1500 RAM VAN / B SERIES VAN, 2500 RAM VAN / B SERIES, 3500 RAM VAN / B SERIES	
RE0312S	2002-97	FORD TRUCK	EXPEDITION	
	2002-98	LINCOLN TRUCK	NAVIGATOR	
RE0313S	2002-99	FORD TRUCK	EXPEDITION	
	2002-99	LINCOLN TRUCK	NAVIGATOR	
RE0314S	2001-99	FORD TRUCK	EXPLORER SPORT TRAC	
	2001-99	MERCURY TRUCK	MOUNTAINEER	
RE0315S	2004-97	FORD TRUCK	F-150, F-150 HERITAGE, F-250, F-250 PICKUP	
	2002	LINCOLN TRUCK	BLACKWOOD	
RE0317S	2004-97	FORD TRUCK	F-150, F-150 HERITAGE, F-250, F-250 PICKUP	
RE0320S	2004-99	FORD TRUCK	F-150, F-150 HERITAGE	
RE0321S	2000-99	MAZDA TRUCK	B3000	
RE0323S	1999	FORD TRUCK	RANGER	
RE0325S	1999	FORD TRUCK	RANGER	
	2000-99	MAZDA TRUCK	B3000	
RE0327P	1995-87	ACURA	LEGEND, VIGOR	
	1991-87	CHEVROLET	METRO (Chevrolet and GEO), NOVA, PRIZM (Chevrolet and GEO), SPRINT	
	1992-88	DAIHATSU	CHARADE	
	1990-89	DODGE	COLT, COLT VISTA	
	1994-89	EAGLE	SUMMIT, TALON	
	1993-89	FORD	FESTIVA, PROBE	
	1996-86	HONDA	ACCORD, CIVIC, CRX, PRELUDE	
	1991-90	LEXUS	ES SERIES	
	1995-89	MAZDA TRUCK	B2200, B2600, MPV	
	1992-86	MAZDA	323, 626, 929, MX-6, PROTEGE, RX-7	
	1994-88	MERCURY	CAPRI, TRACER	
	1994-85	MINI	ECLIPSE, GALANT, MIRAGE, SIGMA	
	1994-89	PLYMOUTH	COLT, COLT VISTA, LASER	
	1991-87	STERLING	825, 827	
	1991-89	SUZUKI TRUCK	SIDEKICK	
	1994-89	SUZUKI	SWIFT	
	1994-84	TOYOTA TRUCK	4RUNNER, LAND CRUISER, PICKUP, PREVIA, VAN	
	1995-83	TOYOTA	CAMRY, CELICA, COROLLA, CRESSIDA, MR2 SPYDER, SUPRA	
	RE0328S	1999	FORD TRUCK	RANGER
		1999	MAZDA TRUCK	B4000
RE0330S	1999	FORD TRUCK	RANGER	
RE0332S	1999	FORD TRUCK	RANGER	
	1999-98	MAZDA TRUCK	B4000	
RE0333S	2000-99	FORD	MUSTANG, MUSTANG II	
RE0336S	2003-99	FORD	ESCORT, ESCORT GT, EXP, ZX2	
	1999	MERCURY	TRACER	
RE0338S	2003-97	FORD TRUCK	E-150, E-150 ECONOLINE, E-250, E-250 ECONOLINE, E-250 SUPER DUTY, E-350, E-350 ECONOLINE, E-350 SUPER DUTY, E-450, E-450 ECONOLINE, E-450 SUPER DUTY, E-550 SUPER DUTY	
RE0339S	2002-97	FORD TRUCK	E-150, E-150 ECONOLINE, E-250, E-250 ECONOLINE, E-250 SUPER DUTY, E-350, E-350 ECONOLINE, E-350 SUPER DUTY, E-450, E-450 ECONOLINE, E-450 SUPER DUTY	
RE0340S	2000	FORD	TAURUS	

Buyer's Guide - Fuel Pumps

Part No.	Year	Make	Model
RE0340S cont	2000	MERCURY	SABLE
RE0341S	2001-00	FORD TRUCK	RANGER
	2001	MAZDA TRUCK	B2500
RE0342S	2001-00	FORD TRUCK	RANGER
RE0344S	2001-00	FORD TRUCK	RANGER
	2000	MAZDA TRUCK	B4000
RE0345F	1995-88	ISUZU TRUCK	AMIGO, PICKUP, RODEO, TROOPER, TROOPER II
RE0347S	1998	FORD	TAURUS
RE0349S	2004-99	FORD TRUCK	F-250 SUPER DUTY, F-350 SUPER DUTY, F-450 SUPER DUTY, F-550 SUPER DUTY
RE0353S	2003-97	FORD TRUCK	E-150, E-150 ECONOLINE, E-250, E-250 ECONOLINE, E-250 SUPER DUTY, E-350, E-350 ECONOLINE, E-350 SUPER DUTY, E-450, E-450 ECONOLINE, E-450 SUPER DUTY, E-550 SUPER DUTY
RE0354S	2003-00	FORD	TAURUS
RE0356S	2005-00	FORD TRUCK	EXCURSION
RE0357S	2002-00	FORD	FOCUS
RE0366S	2003-01	FORD TRUCK	WINDSTAR
RE0381P	1996-92	CHEVROLET	CORVETTE
RE0383P	1994-93	CADILLAC	ALLANTE, DEVILLE, DEVILLE CONCOURS, ELDORADO, SEVILLE
RE0385S	2002-99	CHEVROLET	CAMARO
	2002-99	PONTIAC	FIREBIRD, TRANS AM
RE0386S	2002-99	CHEVROLET	CAMARO
	2002-99	PONTIAC	FIREBIRD, TRANS AM
RE0389S	2004-99	CHEVROLET / GEO TRUCK	SILVERADO 1500, SILVERADO 1500 HD, SILVERADO 2500, SILVERADO 2500 HD, SILVERADO 3500, SILVERADO 3500 HD
	2004-99	GMC TRUCK	SIERRA 1500, SIERRA 1500 HD, SIERRA 2500, SIERRA 2500 HD, SIERRA 3500, SIERRA 3500 HD, SIERRA DENALI
RE0390S	2003-02	CADILLAC TRUCK	ESCALADE
	2003-00	CHEVROLET / GEO TRUCK	TAHOE
	2003-00	GMC TRUCK	YUKON, YUKON DENALI, YUKON DENALI XL
RE0391S	2001-00	CHEVROLET / GEO TRUCK	SUBURBAN - CHEVROLET
	2001-00	GMC TRUCK	YUKON XL 1500, YUKON, YUKON DENALI, YUKON DENALI XL
RE0392S	2001-00	CHEVROLET / GEO TRUCK	SUBURBAN - CHEVROLET
	2001-00	GMC TRUCK	YUKON XL 2500
RE0393S	2000-98	CHEVROLET / GEO TRUCK	EXPRESS 3500
	2000-98	GMC TRUCK	SAVANA 3500
RE0394S	2001-00	CHEVROLET / GEO TRUCK	SUBURBAN - CHEVROLET
	2001-00	GMC TRUCK	YUKON XL 2500
RE0395S	2001-00	CHEVROLET / GEO TRUCK	SUBURBAN - CHEVROLET
	2001-00	GMC TRUCK	YUKON XL 2500
RE0397P	2011-01	CHEVROLET / GEO TRUCK	SILVERADO 2500, SILVERADO 2500 HD, SILVERADO 3500, SILVERADO 3500 HD
	2008-01	GMC TRUCK	SIERRA 2500, SIERRA 2500 HD, SIERRA 3500, SIERRA 3500 HD, SIERRA DENALI
RE0398S	1999	CHEVROLET	LUMINA, MONTE CARLO
RE0401S	2005-01	BUICK	ELECTRA, ELECTRA ESTATE WAGON, ELECTRA PARK AVENUE, PARK AVENUE
	2003-01	PONTIAC	BONNEVILLE
RE0402S	1999	CADILLAC TRUCK	ESCALADE
	1999-98	CHEVROLET / GEO TRUCK	TAHOE
	1999-98	GMC TRUCK	YUKON, YUKON DENALI, YUKON DENALI XL
RE0403S	2000	BUICK	ELECTRA, ELECTRA ESTATE WAGON, ELECTRA PARK AVENUE, PARK AVENUE
	2000	PONTIAC	BONNEVILLE
RE0405F	1990-86	HONDA	ACCORD, PRELUDE
RE0406S	1999-98	BUICK	CENTURY, REGAL
	2000-98	OLDSMOBILE	INTRIGUE
	2000-98	PONTIAC	GRAND PRIX
RE0409P	1995-90	CHEVROLET	CORVETTE
RE0410S	1996-91	SATURN	SC SERIES, SL SERIES, SW SERIES
RE0412S	1996-91	SATURN	SC SERIES, SL SERIES, SW SERIES
RE0413S	1996-95	BUICK	RIVIERA
	1996-95	OLDSMOBILE	AURORA

Buyer's Guide - Fuel Pumps

Part No.	Year	Make	Model
RE0414F	1992-89	ISUZU TRUCK	RODEO, TROOPER, TROOPER II
RE0415P	1993-90	HYUNDAI	EXCEL, SCOUPE
	1993-90	MINI	COOPER
RE0416P	2002-93	CHEVROLET	PRIZM (Chevrolet and GEO)
	2010-97	LEXUS	ES SERIES
	2006-03	PONTIAC	VIBE
	2004-92	TOYOTA TRUCK	4RUNNER, PICKUP, PREVIA, RAV4, SIENNA, T100, TACOMA
	2010-90	TOYOTA	AVALON, CAMRY, CELICA, COROLLA, ECHO, PASEO, SOLARA, TERCEL
RE0418S	1996	CHEVROLET	BERETTA, CORSICA
RE0419S	1996	BUICK	RIVIERA
RE0420S	1997-96	CHEVROLET	CAMARO
	1997-96	PONTIAC	FIREBIRD, TRANS AM
RE0422S	1997	CADILLAC	DEVILLE, DEVILLE CONCOURS, ELDORADO, SEVILLE
RE0423S	1997	BUICK	RIVIERA
	1997	OLDSMOBILE	AURORA
RE0424S	1997	BUICK	ELECTRA, ELECTRA ESTATE WAGON, ELECTRA PARK AVENUE, PARK AVENUE
RE0425S	1997	BUICK	ELECTRA, ELECTRA ESTATE WAGON, ELECTRA PARK AVENUE, PARK AVENUE, RIVIERA
RE0426S	1997	PONTIAC	BONNEVILLE, GRAND PRIX
RE0427P	1997-96	ACURA TRUCK	SLX
	2004-95	ACURA	CL, INTEGRA, RSX, TL
	2004-96	CHEVROLET / GEO TRUCK	TRACKER (Chevrolet and GEO)
	2001-90	CHEVROLET	METRO (Chevrolet and GEO), STORM
	2005-95	CHRYSLER	SEBRING
	1993-91	DODGE TRUCK	RAM 50, POWER RAM 50, D50
	2005-91	DODGE	AVENGER, COLT, COLT VISTA, STEALTH, STRATUS
	1998-91	EAGLE	2000 GTX, SUMMIT, TALON
	1999-94	HONDA TRUCK	CR-V, ODYSSEY, PASSPORT
	2004-94	HONDA	ACCORD, CIVIC DEL SOL
	2005-92	HYUNDAI	ACCENT, ELANTRA, SONATA, TIBURON
	1999-96	INFINITI	G20, I30, QX4
	1999-93	ISUZU TRUCK	OASIS, RODEO, TROOPER, TROOPER II
	1993-90	ISUZU	IMPULSE, STYLUS
	1999-95	KIA TRUCK	SPORTAGE
	1997-94	KIA	SEPHIA
	1998-95	MAZDA TRUCK	MPV
	2003-90	MAZDA	323, 626, 929, MIATA, MILLENIA, MX-3, MX-6, PROTEGE
	1998-91	MINI TRUCK	EXPO, EXPO LRV, MIGHTY MAX, MONTERO SPORT
	2005-90	MINI	3000GT, DIAMANTE, ECLIPSE, GALANT, MIRAGE
	2004-95	NISSAN TRUCK	FRONTIER, PATHFINDER, PICKUP, D21 PICKUP
	2001-95	NISSAN	200SX, ALTIMA, MAXIMA, SENTRA
	1994-91	PLYMOUTH	COLT, COLT VISTA, LASER
	2005-98	SUBARU TRUCK	BAJA, FORESTER
	2003-90	SUBARU	IMPREZA OUTBACK, JUSTY, LEGACY OUTBACK, OUTBACK
	2005-95	SUZUKI TRUCK	GRAND VITARA, SIDEKICK, VITARA, X-90
	2007-95	SUZUKI	AERIO, ESTEEM, SWIFT
RE0429S	2000-97	CHEVROLET / GEO TRUCK	S-10 PICKUP
	2000-97	GMC TRUCK	S-15 SONOMA / S-15 PICKUP
	2000-97	ISUZU TRUCK	HOMBRE
RE0430S	1997	SATURN	SC SERIES, SL SERIES, SW SERIES
RE0434S	2000-98	CHEVROLET	CAVALIER, MALIBU (Including CLASSIC)
	1999-98	OLDSMOBILE	ALERO, CUTLASS, (CRUISER, SALON, SUPREME), VISTA CRUISER
	1999	PONTIAC	GRAND AM, SUNFIRE
RE0435P	2007-96	LEXUS TRUCK	LX450, LX470
	2004-92	LEXUS	GS300, GS400, IS300, SC300, SC400
	2007-93	TOYOTA TRUCK	LAND CRUISER, PREVIA, SEQUOIA, TUNDRA
RE0436S	2002-98	SATURN	SC SERIES, SL SERIES, SW SERIES
RE0437S	2002-97	CHEVROLET / GEO TRUCK	S-10 PICKUP
	2002-97	GMC TRUCK	S-15 SONOMA / S-15 PICKUP
	2000-97	ISUZU TRUCK	HOMBRE
RE0438S	2002-97	CHEVROLET / GEO TRUCK	S-10 BLAZER
	2001-97	GMC TRUCK	S-15 JIMMY
RE0439S	2000-98	CHEVROLET / GEO TRUCK	C1500 PICKUP, C2500 PICKUP, C3500 PICKUP, K3500 PICKUP

Buyer's Guide - Fuel Pumps

Part No.	Year	Make	Model
RE0439S cont	2002-98	GMC TRUCK	C3500 PICKUP, K3500 PICKUP
RE0440S	2000-98	CHEVROLET / GEO TRUCK	C2500 PICKUP, C3500 PICKUP, K3500 PICKUP
	2002-98	GMC TRUCK	C3500 PICKUP, K3500 PICKUP
RE0442S	2000-98	CHEVROLET / GEO TRUCK	C2500 PICKUP, C3500 PICKUP, K2500 PICKUP, K3500 PICKUP
	2000-98	GMC TRUCK	C2500 PICKUP, C3500 PICKUP, K2500 PICKUP, K3500 PICKUP
RE0443S	1999-98	CHEVROLET / GEO TRUCK	TAHOE
RE0444F	1995-91	ACURA	LEGEND
RE0447S	1999-98	CHEVROLET / GEO TRUCK	P SERIES VAN
	1999-98	GMC TRUCK	P SERIES VAN
RE0449S	2002-96	CHEVROLET / GEO TRUCK	EXPRESS 1500, EXPRESS 2500, EXPRESS 3500, G SERIES VANS
	2002-96	GMC TRUCK	SAVANA 1500, SAVANA 2500, SAVANA 3500
RE0451S	1999-98	CHEVROLET / GEO TRUCK	SUBURBAN - CHEVROLET
	1999-98	GMC TRUCK	SUBURBAN - GMC
RE0452S	1999-98	CHEVROLET / GEO TRUCK	P SERIES VAN
	1999-98	GMC TRUCK	P SERIES VAN
RE0453S	1999-98	CHEVROLET / GEO TRUCK	P SERIES VAN
	1999-98	GMC TRUCK	P SERIES VAN
RE0454S	2002-98	CHEVROLET / GEO TRUCK	EXPRESS 1500, EXPRESS 2500, EXPRESS 3500
	2002-98	GMC TRUCK	SAVANA 1500, SAVANA 2500, SAVANA 3500
RE0455S	2000-99	CADILLAC TRUCK	ESCALADE
	2000-98	CHEVROLET / GEO TRUCK	TAHOE
	1999-98	GMC TRUCK	YUKON, YUKON DENALI, YUKON DENALI XL
RE0456S	1999-98	BUICK	REGAL
	2000-98	PONTIAC	BONNEVILLE, GRAND PRIX
RE0457S	2002-98	CADILLAC	DEVILLE, DEVILLE CONCOURS, ELDORADO
RE0458F	1998-96	CHEVROLET / GEO TRUCK	TRACKER (Chevrolet and GEO)
	1998-95	SUZUKI TRUCK	SIDEKICK, X-90
RE0460F	1989-86	MAZDA	323
RE0463S	1997	CHEVROLET / GEO TRUCK	VENTURE
	1997	OLDSMOBILE TRUCK	SILHOUETTE
	1997	PONTIAC TRUCK	TRANS SPORT
RE0464F	1993-90	CHEVROLET	STORM
	1993-90	ISUZU	IMPULSE, STYLUS
RE0466S	1997	PONTIAC	GRAND PRIX
RE0467S	1997	PONTIAC	BONNEVILLE, GRAND PRIX
RE0468S	1997	BUICK	CENTURY, REGAL
RE0469S	1999-98	CHEVROLET / GEO TRUCK	P SERIES VAN
	1999-98	GMC TRUCK	P SERIES VAN
RE0471S	1997-96	CHEVROLET	CAMARO
	1997-96	PONTIAC	FIREBIRD, TRANS AM
RE0477S			
RE0480S	1999-98	CHEVROLET / GEO TRUCK	C1500 PICKUP, C2500 PICKUP, C3500 PICKUP, K2500 PICKUP, K3500 PICKUP
	1999-98	GMC TRUCK	C2500 PICKUP, C3500 PICKUP, K2500 PICKUP, K3500 PICKUP
RE0481S	2005-98	CHEVROLET / GEO TRUCK	S-10 BLAZER
	2001-98	GMC TRUCK	S-15 JIMMY
	2001-98	OLDSMOBILE TRUCK	BRAVADA
RE0482S	1999-98	CHEVROLET / GEO TRUCK	SUBURBAN - CHEVROLET
	1999-98	GMC TRUCK	SUBURBAN - GMC
RE0483S	1997	CHEVROLET / GEO TRUCK	EXPRESS 3500
	1997	GMC TRUCK	SAVANA 3500
RE0484S	2000-98	CHEVROLET / GEO	EXPRESS 3500

Buyer's Guide - Fuel Pumps

Part No.	Year	Make	Model
RE0484S cont		TRUCK	
	2000-98	GMC TRUCK	SAVANA 3500
RE0485S	1999-98	CHEVROLET / GEO TRUCK	P SERIES VAN
	1999-98	GMC TRUCK	P SERIES VAN
RE0487S	1993-91	DODGE TRUCK	RAMCHARGER
RE0490F	1995	DODGE	SPIRIT
	1994-93	PLYMOUTH	ACCLAIM
RE0491S	1993-92	DODGE TRUCK	D SERIES, W SERIES
RE0493S	1995	JEEP	GRAND CHEROKEE
RE0495S	1996	JEEP	GRAND CHEROKEE
RE0496S	1997-96	CHRYSLER	CONCORDE, LHS, NEW YORKER
	1997-96	DODGE	INTREPID
	1997-96	EAGLE	VISION
RE0497S	1998-97	JEEP	GRAND CHEROKEE
RE0499S	1997	CHEVROLET / GEO TRUCK	EXPRESS 1500, EXPRESS 2500
	2002-98	DODGE TRUCK	RAM 1500 PICKUP, RAM 2500 PICKUP, RAM 3500 PICKUP
	1997	GMC TRUCK	SAVANA 1500, SAVANA 2500
RE0500S	2000-98	CHRYSLER	CIRRUS, SEBRING
	2000-98	DODGE	STRATUS
	2000-98	PLYMOUTH	BREEZE
RE0504S	1999-97	DODGE TRUCK	DAKOTA
RE0506F	1997-94	FORD	MUSTANG, MUSTANG II
RE0510S	2008-03	FORD	LTD, LTD CROWN VICTORIA, COUNTRY SQUIRE, LX
	2008-03	LINCOLN	TOWN CAR
	2008-03	MERCURY	MARAUDER, MARQUIS, MARQUIS BROUGHAM, GRAND MARQUIS
RE0523S	2000-97	CHEVROLET / GEO TRUCK	C1500 PICKUP, C2500 PICKUP, C3500 PICKUP, K1500 PICKUP, K2500 PICKUP, K3500 PICKUP
	2000-97	GMC TRUCK	C1500 PICKUP, C2500 PICKUP, C3500 PICKUP, K1500 PICKUP, K2500 PICKUP, K3500 PICKUP
RE0524S	1996	CHEVROLET / GEO TRUCK	EXPRESS 3500, G SERIES VANS
	1996	GMC TRUCK	G SERIES VANS, SAVANA 3500
RE0525S	1996	CHEVROLET / GEO TRUCK	EXPRESS 1500, EXPRESS 2500, EXPRESS 3500, G SERIES VANS
	1996	GMC TRUCK	G SERIES VANS, SAVANA 1500, SAVANA 2500, SAVANA 3500
RE0526S	1996	CHEVROLET / GEO TRUCK	EXPRESS 3500, G SERIES VANS
	1996	GMC TRUCK	G SERIES VANS, SAVANA 3500
RE0527S	1996	CHEVROLET / GEO TRUCK	S-10 PICKUP
	1996	GMC TRUCK	S-15 SONOMA / S-15 PICKUP
RE0528S	1996-94	CADILLAC	DEVILLE, DEVILLE CONCOURS, ELDORADO, SEVILLE
RE0529S	1997	CHEVROLET	MALIBU (Including CLASSIC)
	1997	OLDSMOBILE	CUTLASS, (CRUISER, SALON, SUPREME), VISTA CRUISER
RE0530S	1999-97	CHEVROLET / GEO TRUCK	ASTRO VAN
	1999-97	GMC TRUCK	SAFARI VAN
RE0544S	2005-00	CHEVROLET	CAVALIER, MALIBU (Including CLASSIC)
	2004-00	OLDSMOBILE	ALERO
	2005-00	PONTIAC	GRAND AM, SUNFIRE
RE0545S	1998-97	CHEVROLET / GEO TRUCK	S-10 BLAZER
	1998-97	GMC TRUCK	S-15 JIMMY
	1998-97	OLDSMOBILE TRUCK	BRAVADA
RE0546S	2001-98	CHEVROLET / GEO TRUCK	VENTURE
	2001-98	OLDSMOBILE TRUCK	SILHOUETTE
	2001-98	PONTIAC TRUCK	MONTANA, TRANS SPORT
RE0547S	2000-98	BUICK	ELECTRA, ELECTRA ESTATE WAGON, ELECTRA PARK AVENUE, PARK AVENUE, LESABRE, RIVIERA
	2000-98	CADILLAC	DEVILLE, DEVILLE CONCOURS, SEVILLE
	1999-98	OLDSMOBILE	AURORA
	2000	PONTIAC	BONNEVILLE
RE0548S	2005-00	BUICK	ELECTRA, ELECTRA ESTATE WAGON, ELECTRA PARK AVENUE, PARK AVENUE, LESABRE
	2005-00	CADILLAC	DEVILLE, DEVILLE CONCOURS, SEVILLE

Buyer's Guide - Fuel Pumps

Part No.	Year	Make	Model
RE0548S cont	2003-01 2005-00	OLDSMOBILE PONTIAC	AURORA BONNEVILLE
RE0550S	2004-99 2004-99	CHEVROLET / GEO TRUCK GMC TRUCK	SILVERADO 1500, SILVERADO 1500 HD, SILVERADO 2500, SILVERADO 2500 HD, SILVERADO 3500, SILVERADO 3500 HD SIERRA 1500, SIERRA 1500 HD, SIERRA 2500, SIERRA 2500 HD, SIERRA 3500, SIERRA 3500 HD, SIERRA DENALI
RE0562S	2002-97	JEEP	WRANGLER
RE0563S	2003-97 2003	DODGE TRUCK FORD TRUCK	DAKOTA EXPLORER SPORT TRAC
RE0564S	2003-98	DODGE TRUCK	DURANGO
RE0566S	2001-97	JEEP	CHEROKEE
RE0567S	1999-97	JEEP	WRANGLER
RE0568S	2003-98	DODGE TRUCK	1500 RAM VAN / B SERIES VAN, 2500 RAM VAN / B SERIES, 3500 RAM VAN / B SERIES
RE0569S	2002-98	DODGE TRUCK	1500 RAM VAN / B SERIES VAN, 2500 RAM VAN / B SERIES, 3500 RAM VAN / B SERIES
RE0570S	1996-94	JEEP	CHEROKEE
RE0571S	2000-99	JEEP	GRAND CHEROKEE
RE0572S	1999-98 1999-98	CHRYSLER DODGE	300M, CONCORDE, LHS INTREPID
RE0573S	2002-98	DODGE TRUCK	RAM 1500 PICKUP, RAM 2500 PICKUP, RAM 3500 PICKUP
RE0592P	2000-88	SAAB	900, 9000, 9-5
RE0635P	1998-87	VOLVO	740 SERIES, 780 SERIES, 940 SERIES, 960 SERIES, S90, V90
RE0658F	1996-89 1995-91	CHEVROLET / GEO TRUCK SUZUKI TRUCK	TRACKER (Chevrolet and GEO) SIDEKICK
RE0660F	2003-93 1997-95	VOLKSWAGEN TRUCK VOLKSWAGEN	EUROVAN CABRIO, PASSAT / PASSAT SYNCRO
RE0665P	1998-91	VOLVO	850 SERIES, 940 SERIES, 960 SERIES, S90, V90
RE0668P	1998-93	TOYOTA	SUPRA
RE0712S	2000-98 2001-99	HONDA TRUCK ISUZU TRUCK	PASSPORT RODEO SPORT
RE0717F	2002-93	VOLKSWAGEN	CABRIO, GOLF / GOLF GTI, JETTA / JETTA GL
RE0720F	2004-93	VOLVO	850 SERIES, C70, S70, V70
RE0722F	2005-98 2005-01	AUDI VOLKSWAGEN	A6, A6 QUATTRO, ALLROAD QUATTRO, S6 PASSAT / PASSAT SYNCRO
RE0724F	1997-90	VOLKSWAGEN	CORRADO, JETTA / JETTA GL, PASSAT / PASSAT SYNCRO
RE0725P	1994-93 2008-99 2001-00 2002-90 2010-05 2008-00 2006-00	DODGE LEXUS TRUCK LEXUS MITSUBISHI SCION TOYOTA TRUCK TOYOTA	COLT, COLT VISTA RX300, RX400H ES SERIES MIRAGE TC HIGHLANDER, TUNDRA AVALON, CAMRY, COROLLA, MATRIX, SOLARA
RE0728P	2003-01 2001	TOYOTA TRUCK TOYOTA	SIENNA AVALON
RE0729P	2007 2008-06 2005-01 2005-99	KIA MITSUBISHI TOYOTA TRUCK TOYOTA	RONDO GALANT RAV4 CAMRY, MR2 SPYDER, SOLARA
RE0736S	1995-94	JEEP	WRANGLER
RE0737S	1995-94	JEEP	WRANGLER
RE0741S	2004-00	FORD TRUCK	F-250 SUPER DUTY, F-350 SUPER DUTY, F-450 SUPER DUTY, F-550 SUPER DUTY
RE0743S	2005-00	FORD TRUCK	EXCURSION
RE0744S	2004-01 2004-01	FORD TRUCK MAZDA TRUCK	ESCAPE TRIBUTE
RE0746S	2003-01 2003-01	FORD TRUCK MAZDA TRUCK	RANGER B2300, B3000, B4000
RE0747S	2003-01	FORD TRUCK	RANGER
RE0753P	2003-01 2007-97 2000-97	FORD TRUCK FORD MERCURY	WINDSTAR TAURUS SABLE
RE0755S	2005-00 2005-00	CHEVROLET / GEO TRUCK GMC TRUCK	ASTRO VAN SAFARI VAN
RE0757S	2001-00	CHEVROLET	LUMINA
RE0759S	2005-00 2005-00	BUICK CHEVROLET	CENTURY, REGAL IMPALA, IMPALA SS, MONTE CARLO

Buyer's Guide - Fuel Pumps

Part No.	Year	Make	Model
RE0759S cont	2002-01	OLDSMOBILE	INTRIGUE
	2005-01	PONTIAC	GRAND PRIX
RE0763S	2000	DODGE	NEON
	2000	PLYMOUTH	NEON
RE0764S	2004-01	JEEP	GRAND CHEROKEE
RE0778S	2003-01	CHRYSLER TRUCK	TOWN & COUNTRY, VOYAGER
	2003-01	DODGE TRUCK	CARAVAN, MINI RAM VAN, GRAND CARAVAN, ROYAL MIN RAM
RE0779S	1995-88	CHEVROLET / GEO TRUCK	C1500 PICKUP, C2500 PICKUP, C3500 PICKUP, K1500 PICKUP, K2500 PICKUP, K3500 PICKUP
	1995-88	GMC TRUCK	C1500 PICKUP, C2500 PICKUP, C3500 PICKUP, K1500 PICKUP, K2500 PICKUP, K3500 PICKUP
RE0803S	2004-00	CHRYSLER	300M, CONCORDE, LHS
	2004-00	DODGE	INTREPID
RE0804S	2002-01	CHRYSLER	SEBRING
	2002-01	DODGE	STRATUS
RE0806S	2003-01	CHRYSLER	PT CRUISER
RE0808S	2003	DODGE TRUCK	DAKOTA
RE0809S	2003-02	DODGE TRUCK	RAM 1500 PICKUP
RE0810S	2003-02	DODGE TRUCK	RAM 1500 PICKUP
RE0811S	2005-01	DODGE	NEON
	2001	PLYMOUTH	NEON
RE0813S	2003-00	GMC TRUCK	S-15 SONOMA / S-15 PICKUP
RE0819S	2001	FORD	TAURUS
	2001	MERCURY	SABLE
RE0820S	2003-02	FORD	TAURUS
	2003-02	MERCURY	SABLE
RE0821P	2002-99	MERCURY TRUCK	VILLAGER
RE0822S	2004-02	BUICK TRUCK	RENDEZVOUS
	2004-01	PONTIAC TRUCK	AZTEK
RE0823S	2002-01	CHEVROLET / GEO TRUCK	EXPRESS 1500, EXPRESS 2500, EXPRESS 3500
	2002-01	GMC TRUCK	SAVANA 1500, SAVANA 2500, SAVANA 3500
RE0824S	2003-02	CHEVROLET / GEO TRUCK	S-10 PICKUP
	2003-02	GMC TRUCK	S-15 SONOMA / S-15 PICKUP
RE0825S	2002-98	CHEVROLET / GEO TRUCK	EXPRESS 1500, EXPRESS 2500, EXPRESS 3500
	2002-98	GMC TRUCK	SAVANA 1500, SAVANA 2500, SAVANA 3500
RE0826S	2002-01	CHEVROLET / GEO TRUCK	EXPRESS 1500, EXPRESS 2500, EXPRESS 3500
	2002-01	GMC TRUCK	SAVANA 2500, SAVANA 3500
RE0827S	2005-03	CHEVROLET / GEO TRUCK	S-10 BLAZER
RE0828S	2004	PONTIAC	GRAND PRIX
RE0829S	2005-01	CHEVROLET / GEO TRUCK	VENTURE
	2004	OLDSMOBILE TRUCK	SILHOUETTE
	2005-04	PONTIAC TRUCK	MONTANA
RE0830S	2003	CHEVROLET / GEO TRUCK	VENTURE
	2004-02	OLDSMOBILE TRUCK	SILHOUETTE
	2003-02	PONTIAC TRUCK	MONTANA
RE0831S	2005-02	CHEVROLET / GEO TRUCK	VENTURE
	2004-02	OLDSMOBILE TRUCK	SILHOUETTE
	2005-02	PONTIAC TRUCK	MONTANA
RE0832S	2001	PONTIAC TRUCK	MONTANA
RE0833S	2004-99	FORD TRUCK	F-250 SUPER DUTY, F-350 SUPER DUTY, F-450 SUPER DUTY, F-550 SUPER DUTY
RE0834S	2004-01	FORD	MUSTANG, MUSTANG II
RE0837S	2005-02	FORD	THUNDERBIRD
	2002-00	JAGUAR	S-TYPE
	2002-00	LINCOLN	LS
RE0838S			
RE0839S	2003-02	FORD	TAURUS
	2003	MERCURY	SABLE
RE0840S	2002-01	FORD TRUCK	EXPLORER SPORT TRAC

Buyer's Guide - Fuel Pumps

Part No.	Year	Make	Model
RE0841S	2003	FORD TRUCK	E-150, E-150 ECONOLINE, E-250, E-250 ECONOLINE, E-250 SUPER DUTY, E-350, E-350 ECONOLINE, E-350 SUPER DUTY, E-450, E-450 ECONOLINE, E-450 SUPER DUTY, E-550 SUPER DUTY
RE0847S	2003-00	DODGE TRUCK	DAKOTA
RE0849S	2007-04 2007-04	CHRYSLER TRUCK DODGE TRUCK	TOWN & COUNTRY CARAVAN, MINI RAM VAN, GRAND CARAVAN, ROYAL MIN RAM
RE0850S	2002-01 2002-01 2002-01	FORD LINCOLN MERCURY	LTD, LTD CROWN VICTORIA, COUNTRY SQUIRE, LX TOWN CAR MARQUIS, MARQUIS BROUGHAM, GRAND MARQUIS
RE0851S	1997	BUICK	REGAL
RE0852S	2005-04 2005-04	CHEVROLET / GEO TRUCK GMC TRUCK	COLORADO CANYON
RE0853S	2003-02 2003-02 2003-02	CADILLAC TRUCK CHEVROLET / GEO TRUCK GMC TRUCK	ESCALADE ESV/EXT AVALANCHE 1500, SUBURBAN - CHEVROLET TRUCK YUKON XL 1500, YUKON XL 2500
RE0854S	2003-02 2003-02 2003-02	CADILLAC TRUCK CHEVROLET / GEO TRUCK GMC TRUCK	ESCALADE ESV/EXT AVALANCHE 2500, SUBURBAN - CHEVROLET TRUCK YUKON XL 2500
RE0855S	2004-03	CHEVROLET / GEO TRUCK	S-10 PICKUP
RE0856S	2004-03	JEEP	WRANGLER
RE0857S	2007-04 2005-04	FORD MERCURY	TAURUS SABLE
RE0858S	2003-02 2002	FORD TRUCK MERCURY TRUCK	EXPLORER MOUNTAINEER
RE0859S	2002 2002	FORD TRUCK MERCURY TRUCK	EXPLORER MOUNTAINEER
RE0860S	2003 2003	FORD TRUCK MERCURY TRUCK	EXPLORER MOUNTAINEER
RE0861S	2003 2003	FORD TRUCK MERCURY TRUCK	EXPLORER MOUNTAINEER
RE0862S	2003-02 2003-02	FORD TRUCK MERCURY TRUCK	EXPLORER MOUNTAINEER
RE0863S	2002	FORD TRUCK	EXPLORER SPORT TRAC
RE0864S	2003-02	FORD TRUCK	EXPLORER SPORT
RE0866S	2003	DODGE TRUCK	RAM 2500 PICKUP, RAM 3500 PICKUP
RE0867S	2004-03	DODGE TRUCK	RAM 1500 PICKUP, RAM 2500 PICKUP
RE0868S	2004-02 2004-02	CHEVROLET / GEO TRUCK GMC TRUCK	TAHOE YUKON, YUKON DENALI, YUKON DENALI XL
RE0869S	2004-03	DODGE TRUCK	RAM 1500 PICKUP, RAM 2500 PICKUP
RE0870S	2004	DODGE TRUCK	DAKOTA
RE0871S	2004	DODGE TRUCK	DAKOTA
RE0872S	2006-04 2006-04	FORD TRUCK MAZDA TRUCK	RANGER B2300, B3000, B4000
RE0873S	2006-04	FORD TRUCK	RANGER
RE0874S	2006-04 2006-04	FORD TRUCK MAZDA TRUCK	RANGER B2300, B3000, B4000
RE0875S	2004-02 2004-02	CHEVROLET / GEO TRUCK GMC TRUCK	SILVERADO 1500, SILVERADO 1500 HD SIERRA 1500, SIERRA 1500 HD
RE0876S	2004-03 2004	FORD TRUCK MERCURY TRUCK	EXPLORER MOUNTAINEER
RE0877S	2004-03	FORD TRUCK	EXPEDITION
RE0878S	2004-03	FORD TRUCK	EXPEDITION
RE0879P	2000-98 2002-99	FORD MERCURY	CONTOUR, MUSTANG, MUSTANG II COUGAR, XR7, MYSTIQUE
RE0880S	2004-02 2004-02	CHEVROLET / GEO TRUCK GMC TRUCK	SUBURBAN - CHEVROLET YUKON XL 1500
RE0881S	2007-04 2007-04	CHEVROLET / GEO TRUCK GMC TRUCK	SILVERADO 1500, SILVERADO 1500 HD, SILVERADO 2500, SILVERADO 2500 HD, SILVERADO 3500, SILVERADO 3500 HD SIERRA 1500, SIERRA 1500 HD, SIERRA 2500, SIERRA 2500 HD, SIERRA 3500, SIERRA 3500 HD, SIERRA DENALI
RE0882S	2007-04 2007-04	CHEVROLET / GEO TRUCK GMC TRUCK	SILVERADO 1500, SILVERADO 1500 HD, SILVERADO 2500, SILVERADO 2500 HD, SILVERADO 3500, SILVERADO 3500 HD SIERRA 1500, SIERRA 1500 HD, SIERRA 2500, SIERRA 2500 HD,

Buyer's Guide - Fuel Pumps

Part No.	Year	Make	Model
RE0882S cont			SIERRA 3500, SIERRA 3500 HD, SIERRA DENALI
RE0883S	2007-04	CHEVROLET / GEO TRUCK	SILVERADO 1500, SILVERADO 1500 HD, SILVERADO 2500, SILVERADO 2500 HD, SILVERADO 3500, SILVERADO 3500 HD
	2007-04	GMC TRUCK	SIERRA 1500, SIERRA 1500 HD, SIERRA 2500, SIERRA 2500 HD, SIERRA 3500, SIERRA 3500 HD, SIERRA DENALI
RE0884S	2007-04	CHEVROLET / GEO TRUCK	SILVERADO 1500, SILVERADO 1500 HD, SILVERADO 2500, SILVERADO 2500 HD, SILVERADO 3500, SILVERADO 3500 HD
	2007-04	GMC TRUCK	SIERRA 1500, SIERRA 1500 HD, SIERRA 2500, SIERRA 2500 HD, SIERRA 3500, SIERRA 3500 HD, SIERRA DENALI
RE0885S	2002-01	CHEVROLET / GEO TRUCK	EXPRESS 1500, EXPRESS 2500, EXPRESS 3500
	2002-01	GMC TRUCK	SAVANA 3500
RE0886S	2005-04	FORD TRUCK	FREESTAR VAN
	2005-04	MERCURY TRUCK	MONTEREY VAN
RE0887P	2003-01	ACURA	CL, TL
	2002-97	FORD	LTD, LTD CROWN VICTORIA, COUNTRY SQUIRE, LX
	2003-98	JAGUAR	VANDEN PLAS, XJ8, XJR, XK8, XKR
	1996	KIA TRUCK	SPORTAGE
	2002-97	LINCOLN	TOWN CAR
	2002-97	MERCURY	MARQUIS, MARQUIS BROUGHAM, GRAND MARQUIS
	2003-94	MITSUBISHI TRUCK	MONTERO SPORT
	2002-99	NISSAN TRUCK	QUEST
	2001-00	NISSAN	SENTRA
RE0888S	2003	CHEVROLET / GEO TRUCK	EXPRESS 3500
	2003	GMC TRUCK	SAVANA 3500
RE0889S	2003	CHEVROLET / GEO TRUCK	EXPRESS 3500
RE0890S	2004-03	CHEVROLET / GEO TRUCK	EXPRESS 1500, EXPRESS 2500, EXPRESS 3500
	2004-03	GMC TRUCK	SAVANA 1500, SAVANA 2500, SAVANA 3500
RE0891S	2006-04	FORD	TAURUS
RE0892S	2003-01	CHEVROLET / GEO TRUCK	SILVERADO 3500, SILVERADO 3500 HD
	2003-01	GMC TRUCK	SIERRA 3500, SIERRA 3500 HD, SIERRA DENALI
RE0893S	2004	BUICK TRUCK	RAINIER
	2004-00	CHEVROLET / GEO TRUCK	S-10 PICKUP, SSR, TRAILBLAZER
	2004-02	GMC TRUCK	ENVOY
	2004-03	ISUZU TRUCK	ASCENDER
	2004-02	OLDSMOBILE TRUCK	BRAVADA
RE0894P	2002-98	ACURA TRUCK	MDX, SLX
	2004-94	ACURA	INTEGRA, RL
	2006-95	HONDA TRUCK	CR-V, ODYSSEY
	2005-92	HONDA	CIVIC DEL SOL, PRELUDE, S2000
	2006-01	HYUNDAI TRUCK	SANTA FE
	2009-93	HYUNDAI	ACCENT, ELANTRA, EXCEL, SCOUPE, SONATA, TIBURON, XG300, XG350
	2004-00	INFINITI	G35, I30, I35
	2002-01	ISUZU TRUCK	TROOPER, TROOPER II, VEHICROSS
	1996-91	JEEP	CHEROKEE, WRANGLER
	2008-01	KIA	AMANTI, OPTIMA, RIO, RONDO
	2003-00	NISSAN	MAXIMA
	2008-03	SUBARU TRUCK	FORESTER
	2007-01	SUBARU	IMPREZA OUTBACK, OUTBACK
	2002-99	SUZUKI	ESTEEM
RE0895P	2005-90	ACURA	INTEGRA, NSX
	1995-91	BUICK	ELECTRA, ELECTRA ESTATE WAGON, ELECTRA PARK AVENUE, PARK AVENUE
	1992-90	CHEVROLET	PRIZM (Chevrolet and GEO)
	1996-91	DODGE	STEALTH
	2000-90	LEXUS	LS400
	2000-89	MAZDA	MILLENNIA, RX-7
	1999-91	MITSUBISHI	3000GT
	1995-86	TOYOTA	CELICA, COROLLA, CRESSIDA, MR2 SPYDER, SUPRA
RE0896S	2008-04	FORD TRUCK	F-150, F-150 HERITAGE
	2008-06	LINCOLN TRUCK	MARK LT
RE0897S	2008-04	FORD TRUCK	F-150, F-150 HERITAGE
RE0898S	2008-04	FORD TRUCK	F-150, F-150 HERITAGE

Buyer's Guide - Fuel Pumps

Part No.	Year	Make	Model
RE0899S	2006-05 2006-05	FORD TRUCK LINCOLN TRUCK	EXPEDITION NAVIGATOR
RE0902S	2009-05	FORD	MUSTANG, MUSTANG II
RE0903S	2009-04 1975-72	FORD TRUCK VOLVO	E-150, E-150 ECONOLINE, E-250, E-250 ECONOLINE, E-250 SUPER DUTY, E-350, E-350 ECONOLINE, E-350 SUPER DUTY, E-450, E-450 ECONOLINE, E-450 SUPER DUTY 160 SERIES
RE0904S	2008-04	FORD TRUCK	E-150, E-150 ECONOLINE, E-250, E-250 ECONOLINE, E-250 SUPER DUTY, E-350, E-350 ECONOLINE, E-350 SUPER DUTY, E-450, E-450 ECONOLINE, E-450 SUPER DUTY
RE0905S	2009-80	FORD TRUCK	E-150, E-150 ECONOLINE, E-250, E-250 ECONOLINE, E-250 SUPER DUTY, E-350, E-350 ECONOLINE, E-350 SUPER DUTY, E-450, E-450 ECONOLINE, E-450 SUPER DUTY, F-350, F-350 PICKUP
RE0906S	2004-03	FORD	FOCUS
RE0907S	2007-05	FORD	FOCUS
RE0908S	2007-05 2007-05	CHRYSLER TRUCK DODGE TRUCK	TOWN & COUNTRY CARAVAN, MINI RAM VAN, GRAND CARAVAN, ROYAL MIN RAM
RE0909S	2008-99	VOLKSWAGEN	BEETLE (includes Super Beetle), GOLF / GOLF GTI, JETTA / JETTA GL
RE0910S	2007-05 2007-05 2007-05 2007-05 2007-05	BUICK TRUCK CHEVROLET / GEO TRUCK GMC TRUCK ISUZU TRUCK SAAB TRUCK	RAINIER SSR, TRAILBLAZER ENVOY ASCENDER 9-7X
RE0911S	2006-05 2006-05 2006-05	CHEVROLET / GEO TRUCK GMC TRUCK ISUZU TRUCK	TRAILBLAZER ENVOY ASCENDER
RE0912S	2008-04 2008-04	CHEVROLET / GEO TRUCK GMC TRUCK	EXPRESS 1500, EXPRESS 2500, EXPRESS 3500 SAVANA 1500, SAVANA 2500, SAVANA 3500
RE0913S	2008-04 2008-04	CHEVROLET / GEO TRUCK GMC TRUCK	EXPRESS 1500, EXPRESS 2500, EXPRESS 3500 SAVANA 1500, SAVANA 2500, SAVANA 3500
RE0914S	2006-03 2006-03	CHRYSLER DODGE	SEBRING STRATUS
RE0916S	2007-05 2006-05 2007-05	FORD TRUCK MAZDA TRUCK MERCURY TRUCK	ESCAPE TRIBUTE MARINER
RE0917S	2007-05 2007-05	FORD TRUCK MERCURY TRUCK	ESCAPE MARINER
RE0918S	2005-04 2005-04	FORD TRUCK MERCURY TRUCK	EXPLORER MOUNTAINEER
RE0919S	2005-04 2005-04	FORD TRUCK MERCURY TRUCK	EXPLORER MOUNTAINEER
RE0920S	2005-04 2005-04	FORD TRUCK MERCURY TRUCK	EXPLORER MOUNTAINEER
RE0921S	2000-99 2002-99	FORD MERCURY	CONTOUR COUGAR, XR7, MYSTIQUE
RE0922S			
RE0923S	2007-05	FORD TRUCK	F-250 SUPER DUTY, F-350 SUPER DUTY, F-450 SUPER DUTY, F-550 SUPER DUTY
RE0924S	2007-99	FORD TRUCK	F-250 SUPER DUTY, F-250, F-250 PICKUP, F-350 SUPER DUTY, F-450 SUPER DUTY, F-550 SUPER DUTY
RE0933S	2007-04 2007-04 2000	CHEVROLET / GEO TRUCK GMC TRUCK MAZDA TRUCK	SILVERADO 1500, SILVERADO 1500 HD SIERRA 1500, SIERRA 1500 HD B3000
RE0934S	2005-04	FORD TRUCK	EXPLORER SPORT TRAC
RE0937S	2007-05 2007-05	CHEVROLET / GEO TRUCK GMC TRUCK	SILVERADO 1500, SILVERADO 1500 HD SIERRA 1500, SIERRA 1500 HD
RE0938S	2007 2007	CHEVROLET / GEO TRUCK GMC TRUCK	EXPRESS 1500 SAVANA 1500
RE0946S	2007-05 2007-04	FORD TRUCK NISSAN TRUCK	F-250 SUPER DUTY, F-350 SUPER DUTY, F-450 SUPER DUTY, F-550 SUPER DUTY TITAN
RE0951S	2004-03	FORD	MUSTANG, MUSTANG II

Buyer's Guide - Fuel Pumps

Part No.	Year	Make	Model
RE0955P	2004-99	FORD TRUCK	F-450 SUPER DUTY, F-550 SUPER DUTY
RE0956S	2007-04	CADILLAC TRUCK	ESCALADE
	2007-04	CHEVROLET / GEO TRUCK	TAHOE
	2007-04	GMC TRUCK	YUKON, YUKON DENALI, YUKON DENALI XL
RE0957S	2008-04	CADILLAC TRUCK	ESCALADE ESV/EXT
	2007-04	CHEVROLET / GEO TRUCK	AVALANCHE 1500, SUBURBAN - CHEVROLET
	2007-04	GMC TRUCK	YUKON XL 1500
RE0979P	1997-90	FORD TRUCK	AEROSTAR, RANGER
	1995-89	FORD	LTD, LTD CROWN VICTORIA, COUNTRY SQUIRE, LX, TAURUS
	1997-95	MAZDA TRUCK	B2300, B3000, B4000
	1991-90	MERCURY	MARQUIS, MARQUIS BROUGHAM, GRAND MARQUIS
RE0980P	1997-86	FORD TRUCK	AEROSTAR, RANGER
	1990-87	FORD	ESCORT, ESCORT GT, EXP, ZX2
	1997-91	MAZDA TRUCK	B2300, B3000, B4000, NAVAJO
	1987	MERCURY	LYNX, LN7
RE0981P	1988-85	FORD	THUNDERBIRD
	1987-85	LINCOLN	CONTINENTAL, MARK III, IV, V VI, VII, VIII
	1988-85	MERCURY	COUGAR, XR7
RE0982P	1984-81	CHEVROLET / GEO TRUCK	40-90 Series
RE0983P	1992-90	FORD	PROBE
RE0984P	1998-89	FORD TRUCK	F53/F59 STRIPPED CHASSIS, F600, F700, F800, F900
RE0985S	1987-85	FORD	TEMPO
	1987-85	MERCURY	TOPAZ
RE0986S	1984-80	FORD TRUCK	F-350, F-350 PICKUP
RE0987S	1988-85	FORD TRUCK	RANGER
RE0988F	1985	FORD	THUNDERBIRD
	1985	MERCURY	COUGAR, XR7
RE0989S	1985-84	FORD	LTD, LTD CROWN VICTORIA, COUNTRY SQUIRE, LX, THUNDERBIRD
	1985-84	MERCURY	COUGAR, XR7, MARQUIS, MARQUIS BROUGHAM, GRAND MARQUIS
RE0991S	1986-85	FORD TRUCK	F-150, F-150 HERITAGE
RE0992P	2002-99	LINCOLN TRUCK	NAVIGATOR
RE0993S	1999	FORD TRUCK	RANGER
RE0994P	1997-96	FORD	TAURUS
	1997-96	MERCURY	SABLE
RE0995P	2004-99	FORD TRUCK	F-250 SUPER DUTY, F-350 SUPER DUTY
RE0996S	2001	FORD	TAURUS
RE0997P	2002-01	FORD TRUCK	EXPLORER SPORT TRAC
RE0998P	2004-03	FORD	LTD, LTD CROWN VICTORIA, COUNTRY SQUIRE, LX
	2008-03	LINCOLN	TOWN CAR
RE0999P	2003-02	FORD TRUCK	EXPLORER
	2003-02	MERCURY TRUCK	MOUNTAINEER
RE1000S	2003	FORD TRUCK	E-150, E-150 ECONOLINE, E-250, E-250 ECONOLINE, E-250 SUPER DUTY
RE1001S	2005-03	LINCOLN TRUCK	AVIATOR
RE1002P	2003-99	FORD	ESCORT, ESCORT GT, EXP, ZX2
	1999	MERCURY	TRACER
RE1003P	1989-80	FORD TRUCK	BRONCO, E-250, E-250 ECONOLINE, E-250 SUPER DUTY, E-350, E-350 ECONOLINE, E-350 SUPER DUTY, F-150, F-150 HERITAGE, F-250, F-250 PICKUP, F-350, F-350 PICKUP
	1985-83	FORD	MUSTANG, MUSTANG II, THUNDERBIRD
	1984-80	LINCOLN	CONTINENTAL, MARK III, IV, V VI, VII, VIII
	1985-83	MERCURY	CAPRI
RE1004P	1988-85	FORD TRUCK	BRONCO II, RANGER
RE1005P	2006-96	FORD	TAURUS
	2005-01	MERCURY	SABLE
RE1006P	1998-90	FORD TRUCK	E-150, E-150 ECONOLINE, E-250, E-250 ECONOLINE, E-250 SUPER DUTY, E-350, E-350 ECONOLINE, E-350 SUPER DUTY, F53/F59 STRIPPED CHASSIS, WINDSTAR
	1997	FORD	TAURUS
	1998	LINCOLN	CONTINENTAL
	1997	MERCURY	SABLE
RE1007P	2002-97	SATURN	SC SERIES, SL SERIES, SW SERIES
RE1008S	2003-02	CHEVROLET / GEO TRUCK	AVALANCHE 2500, SUBURBAN - CHEVROLET
	2003-02	GMC TRUCK	YUKON XL 2500
RE1009S	2003	HUMMER	H2
RE1010S	2007-04	CHEVROLET / GEO	AVALANCHE 2500, SUBURBAN - CHEVROLET

Buyer's Guide - Fuel Pumps

Part No.	Year	Make	Model
RE1010S cont		TRUCK	
	2007-04	GMC TRUCK	YUKON XL 2500
RE1011S	2003-01	CHEVROLET / GEO TRUCK	SILVERADO 3500, SILVERADO 3500 HD
	2003-01	GMC TRUCK	SIERRA 3500, SIERRA 3500 HD, SIERRA DENALI
RE1012S	2005-04	CHEVROLET	AVEO
	2005	PONTIAC	WAVE
RE1013S	1992-91	BUICK	ELECTRA, ELECTRA ESTATE WAGON, ELECTRA PARK AVENUE, PARK AVENUE
	1992-91	OLDSMOBILE	98, NINETY EIGHT, REGENCY
RE1014S	1993-91	CADILLAC	DEVILLE, DEVILLE CONCOURS, FLEETWOOD
RE1015S	1992-89	BUICK	CENTURY
	1989	CHEVROLET	CELEBRITY
	1992-89	OLDSMOBILE	CIERA, CUTLASS CIERA
	1991-89	PONTIAC	6000
RE1016S	2007-04	HUMMER	H2
RE1017S	2008-06	CHEVROLET	AVEO, AVEO5
	2007-06	PONTIAC	WAVE
RE1018S	2000	SATURN	LS SERIES, LW SERIES
RE1019P	1997-96	CHEVROLET	CAMARO
	1997-96	PONTIAC	FIREBIRD, TRANS AM
RE1020S	2009-08	BUICK TRUCK	ENCLAVE
	2008-07	GMC TRUCK	ACADIA
	2008-07	SATURN	OUTLOOK
RE1021S	2008-07	CHEVROLET / GEO TRUCK	SILVERADO 1500, SILVERADO 1500 HD, SILVERADO 2500, SILVERADO 2500 HD, SILVERADO 3500, SILVERADO 3500 HD
	2008-07	GMC TRUCK	SIERRA 1500, SIERRA 1500 HD, SIERRA 2500, SIERRA 2500 HD, SIERRA 3500, SIERRA 3500 HD, SIERRA DENALI
RE1022S	2009-08	CHEVROLET / GEO TRUCK	TRAILBLAZER
	2009-08	GMC TRUCK	ENVOY
	2008	ISUZU TRUCK	ASCENDER
	2009-08	SAAB TRUCK	9-7X
RE1023P	1995	CHEVROLET / GEO TRUCK	TAHOE
RE1024S	1998	CHEVROLET	CAMARO
	1998	PONTIAC	FIREBIRD, TRANS AM
RE1025P	1993-87	JEEP	CHEROKEE, COMANCHE, WRANGLER
RE1026P	1992-91	DODGE	MONACO, ROYAL MONACO
	1990-88	EAGLE	PREMIER
	1989-88	VOLVO	140 SERIES
RE1027P	1985	CHRYSLER	LASER
	1985	DODGE	ARIES, DAYTONA, LANCER
	1995-89	FORD	THUNDERBIRD
	1985	PLYMOUTH	CARAVELLE
RE1028S	2000-98	CHRYSLER TRUCK	TOWN & COUNTRY, VOYAGER
	2000-98	DODGE TRUCK	CARAVAN, MINI RAM VAN, GRAND CARAVAN, ROYAL MIN RAM
	2000-98	NISSAN	ALTIMA
	2000-98	PLYMOUTH TRUCK	VOYAGER, GRAND VOYAGER
RE1029S	2003-01	CHRYSLER TRUCK	TOWN & COUNTRY
	2003-01	DODGE TRUCK	CARAVAN, MINI RAM VAN, GRAND CARAVAN, ROYAL MIN RAM
RE1033P	2010-04	CHRYSLER	PT CRUISER
	2008-05	DODGE TRUCK	DAKOTA
	2010-05	JEEP	COMMANDER, GRAND CHEROKEE
	2009-06	MITSUBISHI TRUCK	RAIDER
RE1034P	2009-04	CHRYSLER	PT CRUISER
	2007-05	JEEP	LIBERTY, WRANGLER
RE1035P	2007-05	CHRYSLER TRUCK	TOWN & COUNTRY
	2007-05	DODGE TRUCK	CARAVAN, MINI RAM VAN, GRAND CARAVAN, ROYAL MIN RAM
RE1037P	2004-02	DODGE TRUCK	RAM 2500 PICKUP, RAM 3500 PICKUP
RE1038P	1987-84	DODGE TRUCK	CARAVAN, MINI RAM VAN, GRAND CARAVAN, ROYAL MIN RAM
	1986-85	DODGE	OMNI, 024
	1987-84	PLYMOUTH TRUCK	VOYAGER, GRAND VOYAGER
RE1039P			Universal 6 Volt
RE1040P	1988-87	NISSAN	STANZA
RE1041P			Universal 12 Volt
RE1042P			Universal 12 Volt
RE1043P	1987-84	SUBARU TRUCK	BRAT
	1989-84	SUBARU	DL, GL, GL-10, GF, GLF, STANDARD
RE1044P	1990-88	NISSAN	Pulsar NX, SENTRA

Buyer's Guide - Fuel Pumps

Part No.	Year	Make	Model
RE1046P			Universal 24 Volt Diesel
RE1047P			Universal 24 Volt
RE1048F	1993-88	BMW	318 SERIES, 325 SERIES
RE1049F	1993-86	BMW	525 SERIES, 530 SERIES, 735 SERIES, L7, M5
RE1050P	1991-85 1995-83	PEUGEOT PORSCHE	505 944, 968
RE1051P			
RE1052P	1994-77	PORSCHE	911, 924, 928
RE1053P	1996-84	MERCEDES-BENZ	190 Series, 260E, 300 Series, 320 SERIES, 400 Series, 420 SERIES, 500 SERIES, 560 Series, 600 SERIES, C220
RE1054P	1992-89	HYUNDAI	SONATA
RE1055P	1989-84	PORSCHE	911, 924, 944
RE1056P	1993-90	SAAB	900, 9000
RE1057P	1990-88	VOLVO	760 SERIES
RE1058P			Universal 12 Volt
RE1059P			Universal 12 Volt
RE1060P	1994-91	JAGUAR	VANDEN PLAS, XJ12, XJ6, XJS
RE1061P	1994-91	VOLVO	740 SERIES, 940 SERIES
RE1062P	2001-96	AUDI	A4, A4 QUATTRO
RE1063P	1992-79 1976-75 1991-75 1980-75	JAGUAR PORSCHE VOLKSWAGEN TRUCK VOLKSWAGEN	XJ6, XJS 912, 914 TRANSPORTER, VANAGON BEETLE (includes Super Beetle)
RE1064P	1991-77	MERCEDES-BENZ	190 Series, 260E, 280 SERIES, 300 Series, 380 Series, 450 Series, 500 SERIES
RE1065F	1993-90	HONDA	ACCORD
RE1066F	1989-86	HONDA	ACCORD
RE1067F			
RE1068P	1993-87	VOLKSWAGEN	GOLF / GOLF GTI, JETTA / JETTA GL, PASSAT / PASSAT SYNCRO
RE1069F	1997-96	ACURA	INTEGRA
RE1070P	1991-84	AUDI	100, 100LS, 100 QUATTRO, 200, 200 QUATTRO, 5000, 5000 QUATTRO, COUPE QUATTRO, V8 QUATTRO
RE1071S	1998 1998	SUBARU TRUCK SUBARU	FORESTER IMPREZA
RE1073P	1989-84	NISSAN	200SX, 300ZX
RE1074P	2001-95	BMW	740 SERIES, 750 Series
RE1075F	2000	KIA	SEPHIA
RE1076S	2006-99	BMW	323 SERIES, 325 SERIES, 328 SERIES, 330 SERIES
RE1077S	2002-99	SAAB	9-3
RE1078P	2002-00	NISSAN	SENTRA
RE1079P	2000-99 2000-99	INFINITI NISSAN TRUCK	QX4 PATHFINDER
RE1080P	2003-01 2004-01	INFINITI NISSAN TRUCK	QX4 PATHFINDER
RE1081F	2002-99	KIA TRUCK	SPORTAGE
RE1082P			Universal 12 Volt
RE1083S	2002-99	DAEWOO	LEGANZA
RE1084S	2002-99	DAEWOO	NUBIRA
RE1085S	2003-02	NISSAN	ALTIMA
RE1086S	2002-99	DAEWOO	LANOS
RE1087S	2002-01	HYUNDAI	ELANTRA
RE1088S			
RE1089P	2005 2002-01	HYUNDAI MITSUBISHI TRUCK	TIBURON MONTERO
RE1090S	2008-04 2009-03	INFINITI NISSAN	G35, M35, M45 350Z
RE1091S	2008-03	INFINITI	FX45
RE1092S	2008-03	INFINITI	FX35
RE1093S	2002-99	VOLVO	S60, S70, S80
RE1094S	2005-01	KIA	OPTIMA
RE1095S	2006-04	VOLKSWAGEN	BEETLE (includes Super Beetle), GOLF / GOLF GTI, JETTA / JETTA GL
RE1096S	2006-05	KIA	OPTIMA
RE1097S			
RE1098S	2009-05 2010-05	HYUNDAI TRUCK KIA TRUCK	TUCSON SPORTAGE
RE1099S	2006-04	KIA	SPECTRA, SPECTRA5
RE1100S	2011-06 2011-06	HYUNDAI KIA	ACCENT, ELANTRA RIO, RIO5

Buyer's Guide - Fuel Pumps

Part No.	Year	Make	Model
RE1101P	2002-99	KIA TRUCK	SPORTAGE
RE1102S	2008-03	HYUNDAI	ELANTRA, TIBURON
RE1103S	2007-06	HYUNDAI	SONATA
RE1104F	2011-05	AUDI	A6, A6 QUATTRO, S6
RE1105S	2010-06	KIA	OPTIMA
RE1106P	2011-06 2009 2011-06	HYUNDAI KIA TRUCK KIA	ACCENT, ELANTRA BORREGO AMANTI, OPTIMA, RIO, RIO5, RONDO, SPECTRA, SPECTRA5
RE1107S	2009-06	SAAB	9-3
RF0001	1996-82 1993-90 1997-85 1996-82 1999-85 1996-92 1997-82 1996-92 1996-82 1998-87	BUICK CADILLAC CHEVROLET / GEO TRUCK CHEVROLET GMC TRUCK OLDSMOBILE TRUCK OLDSMOBILE PONTIAC TRUCK PONTIAC VOLVO	CENTURY, REGAL, SKYLARK DEVILLE, DEVILLE CONCOURS, FLEETWOOD BLAZER FULL SIZE, EL CAMINO, K2500 PICKUP, K3500 PICKUP, LUMINA APV VAN, P SERIES VAN, R SERIES PICKUP, S-10 BLAZER, SUBURBAN - CHEVROLET, V SERIES PICKUP CELEBRITY, CITATION, CORVETTE, LUMINA, MONTE CARLO CABALLERO, JIMMY (Full Size), K2500 PICKUP, K3500 PICKUP, P SERIES VAN, R SERIES PICKUP, SUBURBAN - GMC, V SERIES PICKUP SILHOUETTE CIERA, CUTLASS CIERA, CUTLASS, (CRUISER, SALON, SUPREME), VISTA CRUISER, OMEGA TRANS SPORT 6000, FIERO, GRAND PRIX, LEMANS, GRAND LEMANS, LEMANS SAFARI, GRAND LEMANS SAFARI, PARISIENNE, PHOENIX 740 SERIES, 760 SERIES, 780 SERIES, 940 SERIES, 960 SERIES, S90, V90
RF0002	1996-84 1992-82 1997-85 1992-85 1991-85 1986-83 1997-85 1999-82 1999-85	BUICK CADILLAC CHEVROLET / GEO TRUCK CHEVROLET FORD TRUCK FORD GMC TRUCK OLDSMOBILE PONTIAC	CENTURY, ELECTRA, ELECTRA ESTATE WAGON, ELECTRA PARK AVENUE, PARK AVENUE, LESABRE, ROADMASTER, SKYHAWK, SKYLARK, SOMERSET ALLANTE, CIMARRON, COMMERCIAL CHASSIS, DEVILLE, DEVILLE CONCOURS, FLEETWOOD ASTRO VAN, C1500 PICKUP, C2500 PICKUP, C3500 PICKUP, K1500 PICKUP, K2500 PICKUP, K3500 PICKUP, P SERIES VAN, S-10 PICKUP, SUBURBAN - CHEVROLET, TAHOE BERETTA, CAPRICE, CAVALIER, CELEBRITY, CITATION, CORSICA BRONCO II, E-150, E-150 ECONOLINE, E-250, E-250 ECONOLINE, E-250 SUPER DUTY, E-350, E-350 ECONOLINE, E-350 SUPER DUTY, F-350, F-350 PICKUP, RANGER LTD, LTD CROWN VICTORIA, COUNTRY SQUIRE, LX, MUSTANG, MUSTANG II C2500 PICKUP, C3500 PICKUP, JIMMY (Full Size), K1500 PICKUP, K2500 PICKUP, K3500 PICKUP, P SERIES VAN, S-15 SONOMA / S-15 PICKUP, SAFARI VAN, SUBURBAN - GMC, YUKON, YUKON DENALI, YUKON DENALI XL 88, CUSTOM CRUISER, DELTA 88, EIGHTY EIGHT, 98, NINETY EIGHT, REGENCY, CALAIS, CUTLASS CALAIS, CIERA, CUTLASS CIERA, FIRENZA, LSS, TORONADO 6000, BONNEVILLE, GRAND AM, SUNBIRD, J2000
RF0003	1995-82 1994-83 1995-85 1995-82 1995-85 1995-83 1998-83 1987	BUICK CADILLAC CHEVROLET / GEO TRUCK CHEVROLET GMC TRUCK OLDSMOBILE PONTIAC VOLVO	SKYHAWK, SKYLARK ALLANTE, CIMARRON, DEVILLE, DEVILLE CONCOURS, ELDORADO, SEVILLE S-10 PICKUP, TAHOE BERETTA, CAMARO, CAVALIER, CHEVETTE, CORSICA, MONTE CARLO S-15 SONOMA / S-15 PICKUP, YUKON, YUKON DENALI, YUKON DENALI XL ACHIEVA, FIRENZA FIREBIRD, TRANS AM, GRAND AM, SUNBIRD, J2000 760 SERIES
RF0004	1996-91 1996-80 1997-86 1996-82 1989-88 1989-83	BUICK CADILLAC CHEVROLET / GEO TRUCK CHEVROLET FORD TRUCK FORD	ROADMASTER COMMERCIAL CHASSIS, DEVILLE, DEVILLE CONCOURS, ELDORADO, FLEETWOOD, SEVILLE ASTRO VAN, C1500 PICKUP, C2500 PICKUP, C3500 PICKUP, G SERIES VANS, K1500 PICKUP, K2500 PICKUP, K3500 PICKUP, S-10 BLAZER, S-10 PICKUP, SUBURBAN - CHEVROLET CAMARO, CAPRICE, IMPALA, IMPALA SS, LLV POSTAL VEHICLE F-150, F-150 HERITAGE, F-250, F-250 PICKUP, F-350, F-350 PICKUP LTD, LTD CROWN VICTORIA, COUNTRY SQUIRE, LX

Buyer's Guide - Fuel Pumps

Part No.	Year	Make	Model
RF0004 cont'd	1997-85	GMC TRUCK	C1500 PICKUP, C2500 PICKUP, C3500 PICKUP, G SERIES VANS, K1500 PICKUP, K2500 PICKUP, K3500 PICKUP, S-15 JIMMY, S-15 SONOMA / S-15 PICKUP, S-15 SYCLONE, S-15 TYPHOON, SAFARI VAN
	1986-85	MERCURY	MARQUIS, MARQUIS BROUGHAM, GRAND MARQUIS
	1994-91	OLDSMOBILE TRUCK	BRAVADA
	1992-82	PONTIAC	FIREBIRD, TRANS AM, PARISIENNE
	1979-75	TOYOTA	CORONA, CORONA MARK II
	1995-88	VOLVO	140 SERIES
RF0005	1991-88	BUICK	REGAL
	1995-90	CHEVROLET / GEO TRUCK	LUMINA APV VAN
	1993-90	CHEVROLET	LUMINA
	1990-86	HONDA	ACCORD, PRELUDE
	1984	LINCOLN	CONTINENTAL, MARK III, IV, V VI, VII, VIII
	1989-85	MERKUR	XR4TI
	1994-90	OLDSMOBILE TRUCK	SILHOUETTE
	1992-90	OLDSMOBILE	CUTLASS, (CRUISER, SALON, SUPREME), VISTA CRUISER
	1994-90	PONTIAC TRUCK	TRANS SPORT
	1992-89	PONTIAC	GRAND PRIX
RF0006	1991	BMW	318 SERIES
	1993-87	BUICK	REATA, RIVIERA
	1992-86	CADILLAC	ELDORADO, SEVILLE
	1987-80	FORD TRUCK	E-250, E-250 ECONOLINE, E-250 SUPER DUTY, E-350, E-350 ECONOLINE, E-350 SUPER DUTY, F-250, F-250 PICKUP, F-350, F-350 PICKUP
	1985-83	FORD	MUSTANG, MUSTANG II, THUNDERBIRD
	1983-80	LINCOLN	CONTINENTAL, MARK III, IV, V VI, VII, VIII
	1993-87	MAZDA TRUCK	B2200, B2600
	1985-83	MERCURY	CAPRI
	1992-87	OLDSMOBILE	TORONADO
		2001-95	BMW
RF0008	1991-90	CHEVROLET	BERETTA, CORSICA
RF0010	1995-92	BUICK	SKYLARK
	1994-93	CADILLAC	ALLANTE, DEVILLE, DEVILLE CONCOURS, ELDORADO, SEVILLE
	1995	CHEVROLET / GEO TRUCK	TAHOE
	1995-92	CHEVROLET	BERETTA, CAVALIER, CORSICA
	1995	GMC TRUCK	YUKON, YUKON DENALI, YUKON DENALI XL
	1995-93	OLDSMOBILE	ACHIEVA
	1998-93	PONTIAC	GRAND AM, SUNBIRD, J2000
RF0011	1999-93	BUICK	CENTURY, ELECTRA, ELECTRA ESTATE WAGON, ELECTRA PARK AVENUE, PARK AVENUE, LESABRE
	1999-93	OLDSMOBILE	88, CUSTOM CRUISER, DELTA 88, EIGHTY EIGHT, 98, NINETY EIGHT, REGENCY, CIERA, CUTLASS CIERA, LSS
	1999-93	PONTIAC	BONNEVILLE
RF0012	1995-86	BUICK	CENTURY, ELECTRA, ELECTRA ESTATE WAGON, ELECTRA PARK AVENUE, PARK AVENUE, LESABRE
	1993-86	CADILLAC	COMMERCIAL CHASSIS, DEVILLE, DEVILLE CONCOURS, FLEETWOOD
	1990-87	CHEVROLET	CELEBRITY
	1995-87	OLDSMOBILE	88, CUSTOM CRUISER, DELTA 88, EIGHTY EIGHT, 98, NINETY EIGHT, REGENCY, CIERA, CUTLASS CIERA
	1995-87	PONTIAC	6000, BONNEVILLE
RF0014	1987-84	DODGE TRUCK	CARAVAN, MINI RAM VAN, GRAND CARAVAN, ROYAL MIN RAM
	1986-85	DODGE	OMNI, 024
	1987-84	PLYMOUTH TRUCK	VOYAGER, GRAND VOYAGER
RF0015	1992-88	CHEVROLET	NOVA, PRIZM (Chevrolet and GEO)
	1989-86	TOYOTA TRUCK	VAN
	1991-85	TOYOTA	CAMRY, COROLLA
RF0016	1992-91	DODGE	MONACO, ROYAL MONACO
	1990-88	EAGLE	PREMIER
	1993-86	JEEP	CHEROKEE, COMANCHE, WAGONEER, WRANGLER
	1987-86	RENAULT	ALLIANCE, ENCORE
	1989-88	VOLVO	140 SERIES
RF0017	1990-89	CHEVROLET	METRO (Chevrolet and GEO)
RF0019	1997-86	FORD TRUCK	AEROSTAR, EXPLORER, RANGER
	1997-87	FORD	ESCORT, ESCORT GT, EXP, ZX2, LTD, LTD CROWN VICTORIA,

Buyer's Guide - Fuel Pumps

Part No.	Year	Make	Model
RF0019 cont'd	1992-90	LINCOLN	COUNTRY SQUIRE, LX, MUSTANG, MUSTANG II
	1997-91	MAZDA TRUCK	TOWN CAR
	1992-87	MERCURY	B2300, B3000, B4000, NAVAJO
	1998-93	NISSAN TRUCK	LYNX, LN7, MARQUIS, MARQUIS BROUGHAM, GRAND MARQUIS QUEST
RF0020	1993-88	CHRYSLER	NEW YORKER
	1990-87	DODGE TRUCK	CARAVAN, MINI RAM VAN, GRAND CARAVAN, ROYAL MIN RAM
	1990-85	DODGE	CHARGER, CHARGER SE, CHARGER SHELBY, DAYTONA, DYNASTY, OMNI, 024
	1990-88	PLYMOUTH	HORIZON, TC3
RF0021	1990-85	DODGE	COLT, COLT VISTA
	1990-89	EAGLE	SUMMIT
	1993-89	FORD	FESTIVA
	1995-89	MAZDA TRUCK	B2200, B2600, MPV
	2002-86	MAZDA	323, 626, MILLENIA, MX-6, PROTEGE
	1994-88	MERCURY	CAPRI, TRACER
	1989-85	MITSUBISHI	MIRAGE
	1990-85	PLYMOUTH	COLT, COLT VISTA
	1994-88	TOYOTA TRUCK	4RUNNER, LAND CRUISER, PICKUP, PREVIA
	1998-93	TOYOTA	CELICA, SUPRA
RF0022	1991-87	CHEVROLET	METRO (Chevrolet and GEO), SPRINT
	1994-89	SUZUKI	SWIFT
RF0023	1992-89	FORD	PROBE
RF0024	1989-87	CHEVROLET	SPECTRUM (Chevrolet and GEO)
	1990-89	MAZDA TRUCK	B2200, B2600
RF0025	1991-88	HONDA	PRELUDE
RF0026	1988	HONDA	CRX
RF0027	1989-86	HONDA	ACCORD
RF0028	1995-88	MAZDA	929, RX-7
RF0029	1992-88	MAZDA	626, MX-6
RF0030	1991-89	SUZUKI TRUCK	SIDEKICK
RF0031	1990-87	ACURA	LEGEND
	1991-88	HONDA	CIVIC
	1991-87	STERLING	825, 827
RF0032	1993-90	ACURA	INTEGRA
	1991-88	HONDA	CIVIC, CRX
RF0033	1994-92	ACURA	VIGOR
	1993-90	HONDA	ACCORD
RF0034	1990-89	DODGE TRUCK	RAIDER, RAM 50, POWER RAM 50, D50
	1996-87	DODGE	COLT, COLT VISTA, STEALTH
	1994-90	EAGLE	TALON
	2000-90	LEXUS	ES SERIES, LS400
	1988-86	MAZDA	RX-7
	1991-87	MITSUBISHI TRUCK	MIGHTY MAX, MONTERO, VAN
	1999-85	MITSUBISHI	3000GT, ECLIPSE, GALANT, SIGMA
	1992-90	NISSAN	STANZA
	1994-87	PLYMOUTH	COLT, COLT VISTA, LASER
	1989-84	TOYOTA TRUCK	4RUNNER, PICKUP, VAN
	1995-83	TOYOTA	CAMRY, CELICA, COROLLA, CRESSIDA, MR2 SPYDER, SUPRA
RF0036	1995-91	ACURA	LEGEND
RF0037	1993-90	TOYOTA TRUCK	LAND CRUISER, PREVIA
	1992-90	TOYOTA	CELICA
RF0038	1995-92	TOYOTA TRUCK	4RUNNER, PICKUP, T100
	1992-90	TOYOTA	PASEO, TERCEL
RF0039	1996-90	FORD	ESCORT, ESCORT GT, EXP, ZX2, PROBE
	1996-94	MERCURY	TRACER
RF0040	1997-95	FORD TRUCK	WINDSTAR
	1997-85	FORD	TAURUS, THUNDERBIRD
	1992-85	LINCOLN	CONTINENTAL, MARK III, IV, V VI, VII, VIII
	1997-85	MERCURY	COUGAR, XR7
	1989	SAAB	900
RF0044	1992-88	DAIHATSU	CHARADE
RF0045	1995-91	ACURA	LEGEND
	1998-97	HONDA	PRELUDE
	2005-90	MAZDA	MIATA
RF0046	1996-88	NISSAN TRUCK	PICKUP, D21 PICKUP
RF0047	1990-88	DODGE TRUCK	1500 RAM VAN / B SERIES VAN, 2500 RAM VAN / B SERIES, 3500 RAM VAN / B SERIES, D SERIES, DAKOTA, RAMCHARGER, W SERIES
RF0048	1994-90	CHEVROLET	METRO (Chevrolet and GEO)

Buyer's Guide - Fuel Pumps

Part No.	Year	Make	Model
RF0048 cont'd	1994-89	SUZUKI	SWIFT
RF0049	1992-89	HYUNDAI	SONATA
	1997-96	ISUZU TRUCK	OASIS
RF0050	1993-90	HYUNDAI	EXCEL, SCOUPE
	1993-90	MITSUBISHI	PRECIS
RF0051	1999-96	ACURA TRUCK	SLX
	1998-96	CHEVROLET / GEO TRUCK	TRACKER (Chevrolet and GEO)
	1997-90	CHEVROLET	METRO (Chevrolet and GEO), STORM
	2000-95	CHRYSLER	SEBRING
	1993-91	DODGE TRUCK	RAM 50, POWER RAM 50, D50
	2000-91	DODGE	AVENGER, COLT, COLT VISTA, STEALTH
	1998-91	EAGLE	2000 GTX, SUMMIT, TALON
	1997-94	HONDA TRUCK	PASSPORT
	1998-92	HYUNDAI	ELANTRA, SONATA
	2002-93	ISUZU TRUCK	RODEO, TROOPER, TROOPER II, VEHICROSS
	1993-90	ISUZU	IMPULSE, STYLUS
	1997-93	LEXUS	GS300
	1998-91	MITSUBISHI TRUCK	EXPO, EXPO LRV, MIGHTY MAX, MONTERO SPORT
	2004-90	MITSUBISHI	3000GT, DIAMANTE, ECLIPSE, GALANT, MIRAGE
	1994-91	PLYMOUTH	COLT, COLT VISTA, LASER
	1998-90	SUZUKI TRUCK	SAMURAI, SIDEKICK, X-90
1999-95	SUZUKI	ESTEEM, SWIFT	
RF0052	1996	KIA TRUCK	SPORTAGE
	1997-94	KIA	SEPHIA
	1998-95	MAZDA TRUCK	MPV
	1998-92	MAZDA	323, 929, MX-3, PROTEGE
	1994-90	SUBARU	JUSTY
RF0053	2001-94	ACURA	INTEGRA, RL
	1998-95	HONDA TRUCK	ODYSSEY
	2001-92	HONDA	CIVIC, PRELUDE
	1999-98	ISUZU TRUCK	OASIS
RF0054	1996-92	HONDA	PRELUDE
RF0055	2003-99	CHEVROLET / GEO TRUCK	TRACKER (Chevrolet and GEO)
	2001-98	CHEVROLET	METRO (Chevrolet and GEO)
	1999-95	KIA TRUCK	SPORTAGE
	2003-96	LEXUS TRUCK	LX450, RX300
	2000-92	LEXUS	SC300, SC400
	2002-95	MAZDA	MILLENNIA
	2010-05	SCION	TC
	2001-98	SUZUKI	SWIFT
	2008-93	TOYOTA TRUCK	4RUNNER, HIGHLANDER, LAND CRUISER, PICKUP, PREVIA, RAV4, TACOMA
	2000-92	TOYOTA	AVALON, CAMRY, CELICA, COROLLA, PASEO, TERCEL
RF0056	1997-92	SUBARU	SVX
RF0057	1997-90	SUBARU	IMPREZA OUTBACK, LEGACY
RF0059	1996-89	CHEVROLET / GEO TRUCK	TRACKER (Chevrolet and GEO)
	2003-00	HONDA	INSIGHT
	2009-07	KIA	AMANTI
	1995-91	SUZUKI TRUCK	SIDEKICK
RF0060	1995-94	HONDA TRUCK	PASSPORT
	1995-88	ISUZU TRUCK	AMIGO, PICKUP, RODEO, TROOPER, TROOPER II
RF0061	1991-90	NISSAN TRUCK	AXXESS
RF0062	1997-93	INFINITI	J30
	1994-89	NISSAN	240SX, MAXIMA
RF0063	1998-90	SUBARU	IMPREZA, LEGACY OUTBACK
RF0064	1989-85	ISUZU	IMPULSE
RF0065	1995-94	ACURA	INTEGRA
	2002-93	MAZDA	626, MX-6
RF0067	1994-93	FORD	LTD, LTD CROWN VICTORIA, COUNTRY SQUIRE, LX
	2004-02	INFINITI	G35, I35
	1994-93	LINCOLN	TOWN CAR
	1994-93	MERCURY	MARQUIS, MARQUIS BROUGHAM, GRAND MARQUIS
	2003-00	NISSAN	MAXIMA, SENTRA
RF0068	1997-93	HONDA	CIVIC DEL SOL
RF0069	2001-00	FORD TRUCK	E-250, E-250 ECONOLINE, E-250 SUPER DUTY, E-350, E-350 ECONOLINE, E-350 SUPER DUTY
	2002-95	FORD	LTD, LTD CROWN VICTORIA, COUNTRY SQUIRE, LX

Buyer's Guide - Fuel Pumps

Part No.	Year	Make	Model
RF0069 cont'd	2003-98	JAGUAR	VANDEN PLAS, XJ8, XJR, XK8, XKR
	2002-95	LINCOLN	TOWN CAR
	2002-95	MERCURY	MARQUIS, MARQUIS BROUGHAM, GRAND MARQUIS
RF0070	1991-90	NISSAN TRUCK	AXXESS
RF0071	1994-91	INFINITI	G20
RF0072	1996-92	LEXUS	ES SERIES
	1996-92	TOYOTA	AVALON, CAMRY
RF0073	1994	MERCURY	TOPAZ
RF0078	1997-96	HONDA	ACCORD
RF0080	1998-95	NISSAN	240SX
RF0081	2005-91	ACURA	CL, NSX, TL
	2001-97	HONDA TRUCK	CR-V
	1997-94	HONDA	ACCORD
RF0083	2003-96	INFINITI	G20, I30, QX4
	2004-96	NISSAN TRUCK	FRONTIER, PATHFINDER, XTERRA
	1999-95	NISSAN	MAXIMA
RF0084	2001-95	HYUNDAI	ACCENT, ELANTRA, SONATA, TIBURON, XG300
	2001	KIA	OPTIMA
RF0085	2004-95	NISSAN TRUCK	FRONTIER, PICKUP, D21 PICKUP
RF0086	2001-00	FORD TRUCK	E-250, E-250 ECONOLINE, E-250 SUPER DUTY, E-350, E-350 ECONOLINE, E-350 SUPER DUTY
	2002-97	MERCURY TRUCK	VILLAGER
	2002-99	NISSAN TRUCK	QUEST
RF0087	2001	FORD TRUCK	EXPEDITION
	2002-99	LINCOLN TRUCK	NAVIGATOR
	1982-80	LINCOLN	CONTINENTAL, MARK III, IV, V VI, VII, VIII, TOWN CAR
	1982	MERCURY	COLONY PARK
RF0088	2002-99	FORD TRUCK	EXPLORER SPORT TRAC
	2001-99	MERCURY TRUCK	MOUNTAINEER
RF0090	2003-99	ACURA	CL, TL
	2007-98	HONDA	ACCORD, S2000
	2001-00	NISSAN	MAXIMA
RF0092	2001-00	INFINITI	I30
RF0093	2004-99	CHEVROLET / GEO TRUCK	TRACKER (Chevrolet and GEO)
	2002-93	CHEVROLET	PRIZM (Chevrolet and GEO)
	1996-91	JEEP	CHEROKEE, WRANGLER
	2002-99	KIA TRUCK	SPORTAGE
	2008-98	LEXUS TRUCK	LX470, RX400H
	2010-97	LEXUS	ES SERIES, GS300, GS400, IS300
	2003-99	MAZDA	PROTEGE
	2002-01	MITSUBISHI TRUCK	MONTERO
	2006-03	PONTIAC	VIBE
	2006-04	SCION	XA, XB
	2005-99	SUZUKI TRUCK	GRAND VITARA, VITARA
	2007-99	SUZUKI	AERIO, ESTEEM
	2007-94	TOYOTA TRUCK	4RUNNER, LAND CRUISER, RAV4, SEQUOIA, SIENNA, T100, TUNDRA
	2010-93	TOYOTA	AVALON, CAMRY, CELICA, COROLLA, ECHO, MATRIX, MR2 SPYDER, SOLARA, SUPRA
RF0094	2008-90	FORD TRUCK	E-150, E-150 ECONOLINE, E-250, E-250 ECONOLINE, E-250 SUPER DUTY, E-350, E-350 ECONOLINE, E-350 SUPER DUTY, ESCAPE, F-250 SUPER DUTY, F-350 SUPER DUTY, F-450 SUPER DUTY, F53/F59 STRIPPED CHASSIS, F-550 SUPER DUTY, WINDSTAR
	2007-96	FORD	ESCORT, ESCORT GT, EXP, ZX2, FOCUS, TAURUS
	2002-00	JAGUAR	S-TYPE
	2002-98	LINCOLN	CONTINENTAL, LS
	2008	MAZDA TRUCK	TRIBUTE
	2008-05	MERCURY TRUCK	MARINER
	2005-96	MERCURY	SABLE, TRACER
	2003-94	MITSUBISHI TRUCK	MONTERO SPORT
RF0095	2008-98	SUBARU TRUCK	FORESTER
	2007-97	SUBARU	IMPREZA OUTBACK, LEGACY OUTBACK
RF0096	1997-95	FORD TRUCK	WINDSTAR
RF0097	2000-90	FORD TRUCK	E-150, E-150 ECONOLINE, E-250, E-250 ECONOLINE, E-250 SUPER DUTY, E-350, E-350 ECONOLINE, E-350 SUPER DUTY, F53/F59 STRIPPED CHASSIS, WINDSTAR
	2000-96	FORD	TAURUS
	1998	LINCOLN	CONTINENTAL
	2000-96	MERCURY	SABLE
RF0099	2002-01	ACURA TRUCK	MDX

Buyer's Guide - Fuel Pumps

















Part No.	Year	Make	Model
RF0099 cont'd	2005-01	CHRYSLER	SEBRING
	2005-01	DODGE	STRATUS
	2004-99	HONDA TRUCK	ODYSSEY, PILOT
	2007-00	HONDA	ACCORD, INSIGHT
	2005-99	MITSUBISHI	ECLIPSE, GALANT
RF0100	2004	DODGE TRUCK	DAKOTA
	2004-97	JEEP	CHEROKEE, GRAND CHEROKEE, WRANGLER
RF0101	2004	DODGE TRUCK	DAKOTA
	2004-97	JEEP	CHEROKEE, GRAND CHEROKEE, WRANGLER
RF0102	2006-01	HYUNDAI TRUCK	SANTA FE
	2005-00	HYUNDAI	ACCENT
	2010-06	KIA	OPTIMA, RONDO
RF0103	2008-06	MITSUBISHI	GALANT
RF0104	2004-02	ACURA	RSX
	2005-01	HONDA	CIVIC
RF0105	2006-02	HONDA TRUCK	CR-V
RF0108	2001-00	MAZDA TRUCK	MPV
RF0109	2005-02	HYUNDAI	SONATA, XG350
	2006-01	KIA	AMANTI, OPTIMA
RF0110	1995-93	HYUNDAI	EXCEL, SCOUPE
RF0111	2003	SUBARU TRUCK	BAJA
	2004-00	SUBARU	LEGACY, OUTBACK
RF0112	2011-01	HYUNDAI	ACCENT, ELANTRA, SONATA, TIBURON
	2009	KIA TRUCK	BORREGO
	2011-06	KIA	RIO, RIO5, RONDO, SPECTRA, SPECTRA5
RF0114	2001-95	NISSAN	200SX, ALTIMA, SENTRA

FUEL PUMP ILLUSTRATIONS

			
AFS0001P	AFS0005P/RE0005P	AFS0007P	AFS0013P/RE0013P
			
AFS0016P/RE0016P	AFS0017P	AFS0022P/RE0022P	AFS0023P
			
AFS0026P/RE0026P	AFS0027P/RE0027P	AFS0028P/RE0028P	AFS0029P/RE0029P
			
RE0030S	RE0031S	RE0032S	AFS0036S/RE0036S

















F - HANGER ASSEMBLY W/O SENDER S - HANGER ASSEMBLY W/SENDER M - In-tank Pump & Module P - Pump Only
 * - Call For Availability. While Many Fuel Pumps Look The Same, They Are NOT Interchangeable

FUEL PUMP ILLUSTRATIONS

			
RE0037S	AFS0038S/RE0038S	RE0039S	RE0040S
			
RE0041S	RE0042S	RE0043F	RE0044F
			
RE0046F	AFS0047S	AFS0049S	RE0052S
			
RE0053S	RE0054S	RE0055S	AFS0056S/RE0056S

F - HANGER ASSEMBLY W/O SENDER S - HANGER ASSEMBLY W/SENDER M - In-tank Pump & Module P - Pump Only
 * - Call For Availability. While Many Fuel Pumps Look The Same, They Are NOT Interchangeable

















FUEL PUMP ILLUSTRATIONS

			
RE0058F	AFS0059S/RE0059S	RE0060S	AFS0061S/RE0061S
			
AFS0062S/RE0062S	AFS0063S/RE0063S	AFS0064S/RE0064S	AFS0065S/RE0065S
			
RE0066S	AFS0067F/RE0067F	RE0069S	AFS0070F/RE0070F
			
RE0071S	RE0072F	RE0073S	RE0074F

F - HANGER ASSEMBLY W/O SENDER S - HANGER ASSEMBLY W/SENDER M - In-tank Pump & Module P - Pump Only

* - Call For Availability. While Many Fuel Pumps Look The Same, They Are NOT Interchangeable

FUEL PUMP ILLUSTRATIONS

 <p>RE0075S</p>	 <p>AFS0078S/RE0078S</p>	 <p>RE0083S</p>	 <p>RE0088S</p>
 <p>RE0089S</p>	 <p>RE0090S</p>	 <p>RE0091S</p>	 <p>RE0094S</p>
 <p>RE0096S</p>	 <p>RE0097S</p>	 <p>RE0098S</p>	 <p>AFS0099S/RE0099S</p>
 <p>RE0100S</p>	 <p>RE0102S</p>	 <p>RE0104S</p>	 <p>RE0105F</p>

















F - HANGER ASSEMBLY W/O SENDER S - HANGER ASSEMBLY W/SENDER M - In-tank Pump & Module P - Pump Only
 * - Call For Availability. While Many Fuel Pumps Look The Same, They Are NOT Interchangeable

FUEL PUMP ILLUSTRATIONS

			
RE0106S	RE0108F	AFS0109P/RE0109P	AFS0111S/RE0111S
			
AFS0121P	RE0123S	RE0124F	RE0125F
			
RE0126F	RE0127S	RE0128S	RE0129S
			
AFS0130S/RE0130S	RE0131S	RE0135F	RE0140F

















F - HANGER ASSEMBLY W/O SENDER S - HANGER ASSEMBLY W/SENDER M - In-tank Pump & Module P - Pump Only
 * - Call For Availability. While Many Fuel Pumps Look The Same, They Are NOT Interchangeable

FUEL PUMP ILLUSTRATIONS

			
RE0141F	RE0142S	AFS0143P	RE0145S
			
RE0146S	RE0147S	RE0148S	RE0149S
			
RE0150S	RE0151F	RE0152F	RE0153S
			
RE0154S	RE0155S	RE0156S	RE0157S

F - HANGER ASSEMBLY W/O SENDER S - HANGER ASSEMBLY W/SENDER M - In-tank Pump & Module P - Pump Only
 * - Call For Availability. While Many Fuel Pumps Look The Same, They Are NOT Interchangeable







FUEL PUMP ILLUSTRATIONS

			
RE0158S	RE0159S	RE0160S	RE0161S
			
RE0162S	RE0163F	RE0164S	RE0165S
			
RE0166S	RE0167S	RE0168S	RE0170S
			
RE0171S	RE0172S	RE0173S	RE0174S

F - HANGER ASSEMBLY W/O SENDER S - HANGER ASSEMBLY W/SENDER M - In-tank Pump & Module P - Pump Only

* - Call For Availability. While Many Fuel Pumps Look The Same, They Are NOT Interchangeable

FUEL PUMP ILLUSTRATIONS

			
RE0175S	RE0176S	RE0177S	RE0179S
			
RE0180S	RE0181S	RE0182S	RE0183S
			
RE0184S	RE0185S	RE0187S	RE0191S
			
RE0197S	RE0198S	AFS0199P	AFS0200S/RE0200S

F - HANGER ASSEMBLY W/O SENDER S - HANGER ASSEMBLY W/SENDER M - In-tank Pump & Module P - Pump Only
 * - Call For Availability. While Many Fuel Pumps Look The Same, They Are NOT Interchangeable

FUEL PUMP ILLUSTRATIONS

			
AFS0201P	AFS0202P/RE0202P	AFS0204P/RE0204P	AFS0205P
			
AFS0206P/RE0206P	AFS0207P/RE0207P	AFS0208P/RE0208P	AFS0209P/RE0209P
			
RE0210S	AFS0212P/RE0212P	AFS0213S/RE0213S	AFS0214P/RE0214P
			
RE0215S	AFS0216P/RE0216P	RE0217P	AFS0219P/RE0219P

F - HANGER ASSEMBLY W/O SENDER S - HANGER ASSEMBLY W/SENDER M - In-tank Pump & Module P - Pump Only
 * - Call For Availability. While Many Fuel Pumps Look The Same, They Are NOT Interchangeable

FUEL PUMP ILLUSTRATIONS

			
AFS0220P/RE0220P	RE0223S	RE0225S	AFS0226P
			
RE0227S	AFS0228P	RE0229S	RE0230S
			
AFS0231S/RE0231S	RE0232S	RE0233S	AFS0234S/RE0234S
			
AFS0235S/RE0235S	RE0236S	RE0237S	RE0238S

F - HANGER ASSEMBLY W/O SENDER S - HANGER ASSEMBLY W/SENDER M - In-tank Pump & Module P - Pump Only
 * - Call For Availability. While Many Fuel Pumps Look The Same, They Are NOT Interchangeable

FUEL PUMP ILLUSTRATIONS

			
AFS0239S/RE0239S	AFS0240S/RE0240S	RE0241S	RE0242S
			
RE0243S	AFS0244S/RE0244S	AFS0245S/RE0245S	AFS0247S/RE0247S
			
RE0250S	RE0251S	AFS0252S/RE0252S	RE0253S
			
RE0254S	RE0255S	RE0256S	AFS0257P/RE0257P

F - HANGER ASSEMBLY W/O SENDER S - HANGER ASSEMBLY W/SENDER M - In-tank Pump & Module P - Pump Only

* - Call For Availability. While Many Fuel Pumps Look The Same, They Are NOT Interchangeable

FUEL PUMP ILLUSTRATIONS

 <p>RE0258P</p>	 <p>RE0260S</p>	 <p>AFS0261P/RE0261P</p>	 <p>AFS0262P/RE0262P</p>
 <p>RE0264S</p>	 <p>AFS0265S/RE0265S</p>	 <p>RE0266P</p>	 <p>RE0267S</p>
 <p>AFS0268F/RE0268F</p>	 <p>AFS0271S/RE0271S</p>	 <p>RE0272S</p>	 <p>AFS0273S/RE0273S</p>
 <p>AFS0274S/RE0274S</p>	 <p>AFS0275S/RE0275S</p>	 <p>RE0276S</p>	 <p>AFS0277S/RE0277S</p>

F - HANGER ASSEMBLY W/O SENDER S - HANGER ASSEMBLY W/SENDER M - In-tank Pump & Module P - Pump Only

* - Call For Availability. While Many Fuel Pumps Look The Same, They Are NOT Interchangeable

FUEL PUMP ILLUSTRATIONS

			
AFS0278S/RE0278S	RE0279S	RE0280S	AFS0281S/RE0281S
			
AFS0282S/RE0282S	RE0283S	AFS0284S/RE0284S	RE0286F
			
RE0287F	AFS0288F/RE0288F	AFS0289S/RE0289S	AFS0291F/RE0291F
			
AFS0292S/RE0292S	AFS0293S/RE0293S	AFS0294S/RE0294S	RE0295S

F - HANGER ASSEMBLY W/O SENDER S - HANGER ASSEMBLY W/SENDER M - In-tank Pump & Module P - Pump Only

* - Call For Availability. While Many Fuel Pumps Look The Same, They Are NOT Interchangeable

FUEL PUMP ILLUSTRATIONS

			
RE0297F	AFS0299S/RE0299S	AFS0301S/RE0301S	AFS0302S
			
AFS0303S/RE0303S	AFS0304S/RE0304S	AFS0305S/RE0305S	RE0306S
			
AFS0307S/RE0307S	AFS0308S/RE0308S	RE0309S	AFS0310S/RE0310S
			
RE0312S	RE0313S	RE0314S	RE0315S

F - HANGER ASSEMBLY W/O SENDER S - HANGER ASSEMBLY W/SENDER M - In-tank Pump & Module P - Pump Only
 * - Call For Availability. While Many Fuel Pumps Look The Same, They Are NOT Interchangeable

FUEL PUMP ILLUSTRATIONS

			
RE0317S	AFS0318P	AFS0319P	RE0320S
			
RE0321S	AFS0322P	RE0323S	AFS0324P
			
RE0325S	AFS0327P/RE0327P	RE0328S	AFS0329P
			
RE0330S	RE0332S	RE0333S	RE0335S

F - HANGER ASSEMBLY W/O SENDER S - HANGER ASSEMBLY W/SENDER M - In-tank Pump & Module P - Pump Only

* - Call For Availability. While Many Fuel Pumps Look The Same, They Are NOT Interchangeable

FUEL PUMP ILLUSTRATIONS

 <p>RE0336S</p>	 <p>RE0338S</p>	 <p>RE0339S</p>	 <p>RE0340S</p>
 <p>RE0341S</p>	 <p>RE0342S</p>	 <p>AFS0343P</p>	 <p>RE0344S</p>
 <p>RE0345F</p>	 <p>RE0347S</p>	 <p>RE0349S</p>	 <p>RE0353S</p>
 <p>RE0354S</p>	 <p>AFS0355P</p>	 <p>RE0356S</p>	 <p>RE0357S</p>

F - HANGER ASSEMBLY W/O SENDER S - HANGER ASSEMBLY W/SENDER M - In-tank Pump & Module P - Pump Only
 * - Call For Availability. While Many Fuel Pumps Look The Same, They Are NOT Interchangeable

FUEL PUMP ILLUSTRATIONS

			
AFS0358P	RE0366S	RE0381P	RE0383P
			
AFS0384P	RE0385S	RE0386S	RE0387S
			
AFS0389S/RE0389S	AFS0390S/RE0390S	AFS0391S/RE0391S	AFS0392S/RE0392S
			
AFS0393S/RE0393S	RE0394S	RE0395S	RE0397P

F - HANGER ASSEMBLY W/O SENDER S - HANGER ASSEMBLY W/SENDER M - In-tank Pump & Module P - Pump Only
 * - Call For Availability. While Many Fuel Pumps Look The Same, They Are NOT Interchangeable

















FUEL PUMP ILLUSTRATIONS

			
RE0398S	AFS0399P	RE0401S	AFS0402S/RE0402S
			
AFS0403S/RE0403S	RE0405F	AFS0406S/RE0406S	AFS0407P
			
RE0409P	RE0410S	AFS0411P	RE0412S
			
AFS0413S/RE0413S	RE0414F	RE0415P	AFS0416P

F - HANGER ASSEMBLY W/O SENDER S - HANGER ASSEMBLY W/SENDER M - In-tank Pump & Module P - Pump Only

* - Call For Availability. While Many Fuel Pumps Look The Same, They Are NOT Interchangeable

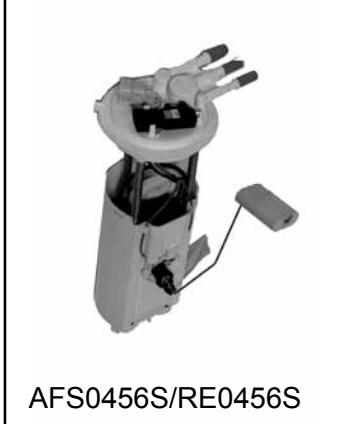
FUEL PUMP ILLUSTRATIONS

			
AFS0418S/RE0418S	RE0419S	AFS0420S/RE0420S	RE0422S
			
RE0423S	RE0424S	RE0425S	RE0426S
			
AFS0427P/RE0427P	AFS0429S/RE0429S	RE0430S	AFS0433P
			
AFS0434S/RE0434S	AFS0435P/RE0435P	RE0436S	AFS0437S/RE0437S

F - HANGER ASSEMBLY W/O SENDER S - HANGER ASSEMBLY W/SENDER M - In-tank Pump & Module P - Pump Only

* - Call For Availability. While Many Fuel Pumps Look The Same, They Are NOT Interchangeable

FUEL PUMP ILLUSTRATIONS

			
AFS0438S/RE0438S	AFS0439S/RE0439S	RE0440S	AFS0442S/RE0442S
			
AFS0443S/RE0443S	RE0444F	AFS0446P	RE0447S
			
AFS0448P	AFS0449S/RE0449S	AFS0451S/RE0451S	AFS0452S/RE0452S
			
RE0453S	AFS0454S/RE0454S	AFS0455S/RE0455S	AFS0456S/RE0456S

F - HANGER ASSEMBLY W/O SENDER S - HANGER ASSEMBLY W/SENDER M - In-tank Pump & Module P - Pump Only
 * - Call For Availability. While Many Fuel Pumps Look The Same, They Are NOT Interchangeable

FUEL PUMP ILLUSTRATIONS

			
RE0457S	RE0458S	RE0460F	AFS0461P
			
AFS0462P	AFS0463S/RE0463S	RE0464F	RE0466S
			
AFS0467S/RE0467S	RE0468S	RE0469S	AFS0471S/RE0471S
			
AFS0472P	AFS0473P	RE0477S	AFS0479P

















F - HANGER ASSEMBLY W/O SENDER S - HANGER ASSEMBLY W/SENDER M - In-tank Pump & Module P - Pump Only
 * - Call For Availability. While Many Fuel Pumps Look The Same, They Are NOT Interchangeable

FUEL PUMP ILLUSTRATIONS

			
AFS0480S/RE0480S	AFS0481S/RE0481S	AFS0482S/RE0482S	AFS0483S/RE0483S
			
AFS0484S/RE0484S	RE0485S	RE0487S	RE0490F
			
RE0491S	RE0493S	AFS0495S/RE0495S	AFS0496S/RE0496S
			
RE0497S	AFS0499S/RE0499S	AFS0500S/RE0500S	AFS0503P

F - HANGER ASSEMBLY W/O SENDER S - HANGER ASSEMBLY W/SENDER M - In-tank Pump & Module P - Pump Only
 * - Call For Availability. While Many Fuel Pumps Look The Same, They Are NOT Interchangeable

FUEL PUMP ILLUSTRATIONS

			
AFS0504S/RE0504S	AFS0505P	RE0506F	RE0510S
			
AFS0523S/RE0523S	RE0524S	AFS0525S/RE0525S	RE0526S
			
AFS0527S/RE0527S	AFS0528S/RE0528S	RE0529P	AFS0530S/RE0530S
			
AFS0544S/RE0544S	AFS0545S/RE0545S	AFS0546S/RE0546S	AFS0547S/RE0547S

F - HANGER ASSEMBLY W/O SENDER S - HANGER ASSEMBLY W/SENDER M - In-tank Pump & Module P - Pump Only

* - Call For Availability. While Many Fuel Pumps Look The Same, They Are NOT Interchangeable

FUEL PUMP ILLUSTRATIONS

 <p>AFS0548S/RE0548S</p>	 <p>AFS0550S/RE0550S</p>	 <p>AFS0561P</p>	 <p>RE0562S</p>
 <p>AFS0563S/RE0563S</p>	 <p>AFS0564S/RE0564S</p>	 <p>RE0566S</p>	 <p>RE0567S</p>
 <p>AFS0568S/RE0568S</p>	 <p>AFS0569S/RE0569S</p>	 <p>RE0570S</p>	 <p>RE0571S</p>
 <p>RE0572S</p>	 <p>AFS0573S/RE0573S</p>	 <p>AFS0592P/RE0592P</p>	 <p>AFS0597P</p>













F - HANGER ASSEMBLY W/O SENDER S - HANGER ASSEMBLY W/SENDER M - In-tank Pump & Module P - Pump Only
 * - Call For Availability. While Many Fuel Pumps Look The Same, They Are NOT Interchangeable

FUEL PUMP ILLUSTRATIONS

			
AFS0598P	AFS0599P	RE0635P	AFS0642P
			
AFS0651P	RE0658F	RE0660F	AFS0662P
			
AFS0665P/RE0665P	AFS0668P/RE0668P	AFS0669P	AFS0682P
			
AFS0683P	AFS0684P	AFS0701F	AFS0702F

F - HANGER ASSEMBLY W/O SENDER S - HANGER ASSEMBLY W/SENDER M - In-tank Pump & Module P - Pump Only
 * - Call For Availability. While Many Fuel Pumps Look The Same, They Are NOT Interchangeable

















FUEL PUMP ILLUSTRATIONS

 <p>AFS0703F</p>	 <p>AFS0707F</p>	 <p>AFS0709F</p>	 <p>AFS0710F</p>
 <p>AFS0711F</p>	 <p>RE0712S</p>	<p>PHOTO NOT AVAILABLE</p> <p>RE0713S</p>	 <p>AFS0714S</p>
<p>PHOTO NOT AVAILABLE</p> <p>RE0716F</p>	 <p>RE0717F</p>	 <p>AFS0718F</p>	<p>PHOTO NOT AVAILABLE</p> <p>RE0720F</p>
<p>PHOTO NOT AVAILABLE</p> <p>RE0722F</p>	 <p>RE0724F</p>	 <p>AFS0725P/RE0725P</p>	 <p>RE0728P</p>

F - HANGER ASSEMBLY W/O SENDER S - HANGER ASSEMBLY W/SENDER M - In-tank Pump & Module P - Pump Only

















* - Call For Availability. While Many Fuel Pumps Look The Same, They Are NOT Interchangeable

FUEL PUMP ILLUSTRATIONS

			
AFS0729P/RE0729P	AFS0734P	AFS0735M	RE0736S
			
RE0737S	RE0741S	RE0743S	RE0744S
			
RE0746S	RE0747S	RE0753P	AFS0755S/RE0755S
			
AFS0757S/RE0757S	AFS0759S/RE0759S	RE0763S	RE0764S

F - HANGER ASSEMBLY W/O SENDER S - HANGER ASSEMBLY W/SENDER M - In-tank Pump & Module P - Pump Only
 * - Call For Availability. While Many Fuel Pumps Look The Same, They Are NOT Interchangeable

FUEL PUMP ILLUSTRATIONS

 <p>AFS0778S/RE0778S</p>	 <p>AFS0779S</p>	 <p>AFS0780S</p>	 <p>AFS0781S</p>
 <p>AFS0783S</p>	 <p>AFS0784S</p>	 <p>AFS0785S</p>	 <p>AFS0786S</p>
 <p>AFS0787S</p>	 <p>AFS0788S</p>	 <p>AFS0789S</p>	 <p>AFS0790S</p>
 <p>AFS0791S</p>	 <p>AFS0792S</p>	 <p>AFS0793S</p>	 <p>AFS0794S</p>




F - HANGER ASSEMBLY W/O SENDER S - HANGER ASSEMBLY W/SENDER M - In-tank Pump & Module P - Pump Only
 * - Call For Availability. While Many Fuel Pumps Look The Same, They Are NOT Interchangeable

FUEL PUMP ILLUSTRATIONS

			
AFS0795S	AFS0796S	AFS0797S	AFS0798S
			
AFS0799S	AFS0800S	AFS0801S	AFS0803S/RE0803S
			
AFS0804S/RE0804S	AFS0806S/RE0806S	AFS0808S/RE0808S	RE0809S
			
RE0810S	AFS0811S/RE0811S	RE0813S	RE0819S











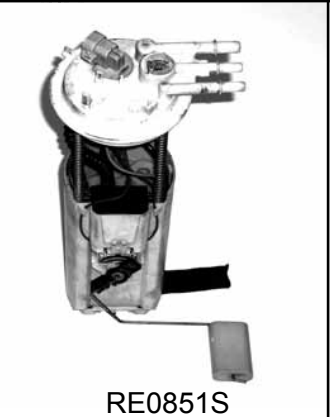





F - HANGER ASSEMBLY W/O SENDER S - HANGER ASSEMBLY W/SENDER M - In-tank Pump & Module P - Pump Only
 * - Call For Availability. While Many Fuel Pumps Look The Same, They Are NOT Interchangeable

FUEL PUMP ILLUSTRATIONS

 <p>RE0820S</p>	 <p>RE0821P</p>	 <p>RE0822S</p>	 <p>AFS0823S/RE0823S</p>
 <p>AFS0824S/RE0824S</p>	 <p>AFS0825S/RE0825S</p>	 <p>AFS0826S/RE0826S</p>	 <p>AFS0827S/RE0827S</p>
 <p>AFS0828S/RE0828S</p>	 <p>AFS0829S/RE0829S</p>	 <p>AFS0830S/RE0830S</p>	 <p>AFS0831S/RE0831S</p>
 <p>RE0832S</p>	 <p>RE0833S</p>	 <p>RE0834S</p>	 <p>RE0837S</p>
















F - HANGER ASSEMBLY W/O SENDER S - HANGER ASSEMBLY W/SENDER M - In-tank Pump & Module P - Pump Only
 * - Call For Availability. While Many Fuel Pumps Look The Same, They Are NOT Interchangeable

FUEL PUMP ILLUSTRATIONS

			
RE0838S	RE0839S	RE0840S	RE0841S
			
AFS0844S	AFS0845S	AFS0846S	RE0847S
			
AFS0849S/RE0849S	RE0850S	RE0851S	RE0852S
			
AFS0853S/RE0853S	AFS0854S/RE0854S	RE0855S	RE0856S

F - HANGER ASSEMBLY W/O SENDER S - HANGER ASSEMBLY W/SENDER M - In-tank Pump & Module P - Pump Only
 * - Call For Availability. While Many Fuel Pumps Look The Same, They Are NOT Interchangeable

FUEL PUMP ILLUSTRATIONS

			
RE0857S	RE0858S	RE0859S	RE0860S
			
RE0861S	RE0862S	RE0863S	RE0864S
			
AFS0865S/RE0865S	RE0867S	RE0868S	RE0869S
			
RE0870S	RE0871S	RE0872S	RE0873S

F - HANGER ASSEMBLY W/O SENDER S - HANGER ASSEMBLY W/SENDER M - In-tank Pump & Module P - Pump Only
 * - Call For Availability. While Many Fuel Pumps Look The Same, They Are NOT Interchangeable

FUEL PUMP ILLUSTRATIONS

			
RE0874S	RE0875S	RE0876S	RE0877S
			
RE0878S	RE0879P	RE0880S	RE0881S
			
RE0882S	RE0883S	RE0884S	AFS0885S/RE0885S
			
RE0886S	AFS0887P/RE0887P	RE0888S	RE0889S

F - HANGER ASSEMBLY W/O SENDER S - HANGER ASSEMBLY W/SENDER M - In-tank Pump & Module P - Pump Only

* - Call For Availability. While Many Fuel Pumps Look The Same, They Are NOT Interchangeable

















FUEL PUMP ILLUSTRATIONS

			
RE0890S	RE0891S	RE0892S	AFS0893S/RE0893S
			
AFS0894P/RE0894P	AFS0895P/RE0895P	RE0896S	RE0897S
			
RE0898S	RE0899S	AFS0900S	AFS0901S
			
AFS0902S/RE0902S	AFS0903S/RE0903S	RE0904S	RE0905S

F - HANGER ASSEMBLY W/O SENDER S - HANGER ASSEMBLY W/SENDER M - In-tank Pump & Module P - Pump Only







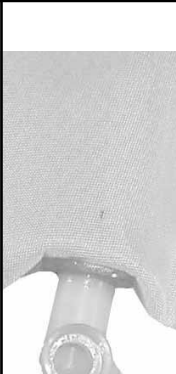

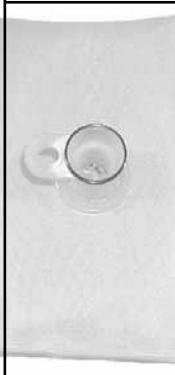



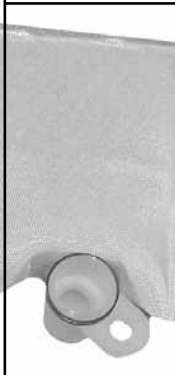



* - Call For Availability. While Many Fuel Pumps Look The Same, They Are NOT Interchangeable

FUEL STRAINER ILLUSTRATIONS

















			
RF0001	RF0002	RF0003	RF0004
			
RF0005	RF0006	RF0008	RF0010
			
RF0011	RF0012	RF0015	RF0016
			
RF0017	RF0019	RF0020	RF0021

FUEL STRAINER ILLUSTRATIONS

I

















			
<p>RF0022</p>	<p>RF0023</p>	<p>RF0024</p>	<p>RF0025</p>
			
<p>RF0026</p>	<p>RF0027</p>	<p>RF0028</p>	<p>RF0029</p>
			
<p>RF0030</p>	<p>RF0031</p>	<p>RF0032</p>	<p>RF0033</p>
			
<p>RF0034</p>	<p>RF0036</p>	<p>RF0037</p>	<p>RF0038</p>

FUEL STRAINER ILLUSTRATIONS








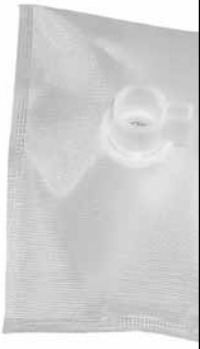








 <p>RF0039</p>	 <p>RF0040</p>	 <p>RF0044</p>	 <p>RF0045</p>
 <p>RF0046</p>	 <p>RF0047</p>	 <p>RF0048</p>	 <p>RF0049</p>
 <p>RF0050</p>	 <p>RF0051</p>	 <p>RF0052</p>	 <p>RF0053</p>
 <p>RF0054</p>	 <p>RF0055</p>	 <p>RF0057</p>	 <p>RF0059</p>

FUEL STRAINER ILLUSTRATIONS


I

			
<p>RF0060</p>	<p>RF0061</p>	<p>RF0062</p>	<p>RF0064</p>
			
<p>RF0065</p>	<p>RF0067</p>	<p>RF0068</p>	<p>RF0069</p>
			
<p>RF0070</p>	<p>RF0071</p>	<p>RF0072</p>	<p>RF0073</p>
			
<p>RF0074</p>	<p>RF0078</p>	<p>RF0080</p>	<p>RF0081</p>

FUEL STRAINER ILLUSTRATIONS

 <p>RF0082</p>	 <p>RF0083</p>	 <p>RF0084</p>	 <p>RF0085</p>
 <p>RF0086</p>	 <p>RF0087</p>	 <p>RF0088</p>	 <p>RF0089</p>
 <p>RF0090</p>	 <p>RF0091</p>	 <p>RF0092</p>	 <p>RF0093</p>
 <p>RF0094</p>	 <p>RF0095</p>	 <p>RF0096</p>	 <p>RF0098</p>


FUEL STRAINER ILLUSTRATIONS




RF0102



RF0104




RF0105



RF0109



RF0111



RF0112



RF0114

ReTech

FUEL TANK LOCK-RING APPLICATIONS

RL0001

(3-3/32" I.D.)

1999–1982 Buick
1.8L, 2.0L, 2.2L, 2.3L
2.5L, 2.8L, 3.0L, 3.3L
3.8L

1992–1982 Cadillac
2.0L, 2.8L, 4.1L, 4.5L
4.9L

1998–1982 Chevrolet
1.8L, 2.0L, 2.2L, 2.3L
2.4L, 2.5L, 2.8L, 3.1L
4.3L, 5.0L, 5.7L

1995–1985 GMC Truck
2.5L, 2.8L, 4.3L, 5.0L
5.7L

1995–1983 Oldsmobile
1.8L, 2.0L, 2.5L, 2.8L
3.0L, 3.3L, 3.8L

1992–1982 Pontiac
1.8L, 2.0L, 2.3L, 2.5L
2.8L, 3.0L, 3.1L, 3.8L
4.3L, 5.0L, 5.7L

1996–1986 JEEP
2.5L, 4.0L

RL0003

(2-7/32" I.D.)

1993–1980 Ford
5.0L, 5.8L, 6.6L, 7.5L

RL0004

(3-55/64" I.D.)

1989–1983 Lincoln
5.0L

1995–1983 Mercury
1.9L, 2.3L, 3.8L, 5.0L

1995–1980 Ford
1.8L, 1.9L, 2.0L, 2.3L
2.5L, 2.9L, 3.0L, 3.8L
4.0L, 4.9L, 5.0L, 5.8L
6.6L, 7.5L

RL0005

(2-57/64" I.D.)

1995–1994 Chrysler
2.2L, 2.3L, 3.0L, 3.3L
3.8L

1994–1984 Dodge
2.2L, 2.3L, 3.0L, 3.3L

RL0012

(4" I.D.)

1993–1991 Chrysler
3.3L
1995–1987 Dodge
2.5L, 3.0L, 3.3L, 3.8L

RL0013

(4-55/64" I.D.)

1996–1986 Ford
2.3L, 2.5L, 3.0L, 3.2L

1996–1988 Lincoln
3.8L, 4.6L, 5.0L

1995–1986 Mercury
2.3L, 2.5L, 3.0L, 3.8L
4.6L, 5.0L

RL0020

(3-3/4" I.D.)

1994–1988 Buick
2.8L, 3.1L, 3.8L

1996–1994 Chevrolet
2.2L, 2.3L, 2.5L, 3.1L
3.4L, 3.8L

1997–1988 Oldsmobile
2.3L, 2.8L, 3.1L, 3.4L

1996–1988 Pontiac
2.3L, 2.8L, 3.1L, 3.4L

3.8L
1989 Chrysler
3.0L

Other Applications

RL0006
(2-7/32" I.D.)
Chrysler

RL0011
(2-9/32" I.D.)
Nissan

RL0012
(4" I.D.)
Chrysler

RL0015
(1-57/64" I.D.)
Honda

RL0018
(1-29/32" I.D.)
Nissan








RL0024
(2-35/64" I.D.)
Honda

RL0025
(2-37/64" I.D.)
Honda

RL0028
(1-39/64" I.D.)
GM

RL0042
(1-39/64" I.D.)
Ford

FUEL TANK LOCK-RING ILLUSTRATIONS

 <p>RL0001</p>	 <p>RL0003</p>	 <p>RL0004</p>	 <p>RL0005</p>
 <p>RL0012</p>	 <p>RL0013</p>	 <p>RL0020</p>	

CROSS REFERENCE

Mfg. Part No.	Our Part	Mfg. Part No.	Our Part	Mfg. Part No.	Our Part	Mfg. Part No.	Our Part
AC DELCO		AC DELCO (cont.)		AC DELCO (cont.)		AC DELCO (cont.)	
43-100	AFS0265S	EP172	RE0220P	EP294	AFS0327P	EP375	RE0202P
43-100	AFS0294S	EP180	AFS0473P	EP294	RE0327P	EP376	AFS0209P
43-100	RE0264S	EP183	AFS0472P	EP295	AFS0205P	EP376	RE0209P
43-100	RE0265S	EP184	AFS0143P	EP296	AFS0327P	EP376	RE0381P
43-100	RE0280S	EP186	AFS0121P	EP296	RE0327P	EP376	RE0409P
43-100	RE0294S	EP194	AFS0204P	EP297	RE0013P	EP377	AFS0204P
43-101	AFS0268F	EP194	RE0204P	EP299	RE0261P	EP377	RE0204P
43-101	RE0268F	EP200	AFS0204P	EP303	RE0005P	EP378	AFS0204P
43-102	AFS0268F	EP200	RE0204P	EP304	AFS0319P	EP378	AFS0207P
43-102	RE0268F	EP207	AFS0204P	EP305	RE0214P	EP378	RE0204P
43-103	AFS0022P	EP207	RE0204P	EP306	AFS0209P	EP378	RE0207P
43-103	RE0022P	EP212	AFS0204P	EP306	RE0209P	EP379	AFS0206P
43-104	AFS0026P	EP212	RE0204P	EP307	RE0383P	EP379	AFS0207P
43-104	RE0026P	EP222	AFS0205P	EP309	AFS0201P	EP379	RE0206P
43-900	RE0233S	EP233	AFS0479P	EP311	AFS0895P	EP379	RE0207P
43-909	RE0314S	EP236	AFS0206P	EP315	RE0262P	EP380	AFS0206P
43-911	AFS0234S	EP236	RE0206P	EP318	AFS0205P	EP380	RE0206P
43-911	AFS0528S	EP237	AFS0206P	EP318	AFS0327P	EP381	AFS0209P
43-911	RE0234S	EP237	RE0206P	EP318	RE0327P	EP381	RE0209P
43-911	RE0528S	EP240	AFS0206P	EP321	RE0202P	EP382	RE0208P
43-913	AFS0411P	EP240	RE0206P	EP322	RE0202P	EP383	RE0219P
43-914	AFS0226P	EP241	RE0202P	EP329	AFS0207P	EP384	AFS0220P
43-915	AFS0411P	EP243	AFS0204P	EP329	RE0202P	EP384	RE0219P
43-918	RE0466S	EP243	RE0204P	EP329	RE0207P	EP384	RE0220P
43-921	RE0253S	EP244	AFS0204P	EP330	AFS0204P	EP385	AFS0220P
PEP101	AFS0416P	EP247	AFS0505P	EP330	AFS0220P	EP385	RE0220P
PEP116	AFS0651P	EP247	RE0204P	EP330	RE0204P	EP386	AFS0220P
PEP120	AFS0355P	EP248	AFS0121P	EP330	RE0220P	EP386	RE0220P
PEP123	RE0592P	EP252	RE0219P	EP333	RE0219P	EP387	RE0208P
PEP124	AFS0228P	EP254	AFS0199P	EP337	AFS0206P	EP388	AFS0427P
PEP125	AFS0228P	EP255	AFS0204P	EP337	RE0206P	EP388	RE0427P
PEP126	AFS0427P	EP255	RE0204P	EP338	AFS0206P	EP389	AFS0427P
PEP126	RE0427P	EP256	AFS0204P	EP338	RE0206P	EP389	RE0427P
PEP135	AFS0427P	EP256	RE0204P	EP339	AFS0212P	EP391	AFS0427P
PEP135	RE0427P	EP258	AFS0205P	EP339	RE0212P	EP391	RE0427P
PEP145	AFS0669P	EP261	AFS0209P	EP340	AFS0327P	EP392	AFS0416P
PEP151	RE0435P	EP261	RE0209P	EP340	RE0327P	EP394	RE0029P
PEP152	AFS0355P	EP264	AFS0205P	EP341	AFS0327P	EP397	AFS0355P
PEP160	AFS0598P	EP264	AFS0207P	EP341	RE0327P	EP397	AFS0427P
PEP173	AFS0427P	EP264	RE0207P	EP343	AFS0327P	EP397	RE0427P
PEP173	RE0427P	EP265	AFS0207P	EP343	AFS0416P	EP399	AFS0433P
PEP175	AFS0416P	EP265	RE0207P	EP343	RE0327P	EP403	RE0028P
PEP177	AFS0355P	EP266	AFS0207P	EP344	AFS0355P	EP404	AFS0427P
PEP205	RE0635P	EP266	RE0204P	EP344	AFS0427P	EP404	RE0427P
PMU150	RE0660F	EP267	AFS0204P	EP344	RE0427P	EP406	AFS0427P
PMU154	RE0660F	EP267	RE0204P	EP345	RE0415P	EP406	RE0427P
PMU161	AFS0284S	EP268	AFS0208P	EP347	AFS0327P	EP408	RE0724F
PMU161	RE0284S	EP268	RE0208P	EP347	RE0327P	EP409	AFS0461P
PMU162	RE0283S	EP270	AFS0209P	EP348	AFS0327P	EP411	AFS0448P
PMU163	AFS0281S	EP270	RE0209P	EP348	AFS0343P	EP415	AFS0399P
PMU163	RE0281S	EP273	RE0266P	EP348	RE0327P	EP416	AFS0503P
PMU165	AFS0273S	EP274	RE0013P	EP350	AFS0288F	EP417	AFS0017P
PMU165	RE0273S	EP274	RE0016P	EP350	RE0288F	EP419	RE0283S
PMU166	AFS0271S	EP275	RE0257P	EP351	RE0016P	EP420	RE0029P
PMU166	RE0271S	EP276	RE0258P	EP355	RE0027P	EP423	AFS0288F
EP12S	AFS0220P	EP277	AFS0205P	EP356	RE0027P	EP423	RE0288F
EP12S	AFS0561P	EP285	AFS0895P	EP356	RE0266P	EP425	AFS0355P
EP12S	RE0220P	EP286	AFS0001P	EP361	RE0016P	EP426	RE0592P
EP42S	AFS0324P	EP287	AFS0007P	EP363	AFS0358P	EP430	AFS0416P
EP42S	RE0415P	EP287	RE0016P	EP364	RE0415P	EP431	AFS0461P
EP126	AFS0220P	EP288	AFS0007P	EP366	AFS0212P	EP432	AFS0427P
EP126	RE0220P	EP289	AFS0318P	EP366	RE0212P	EP432	RE0427P
EP130	AFS0204P	EP290	AFS0212P	EP367	RE0217P	EP433	RE0458F
EP130	RE0204P	EP290	RE0212P	EP370	RE0027P	EP438	RE0016P
EP145	AFS0479P	EP293	AFS0327P	EP370	RE0029P	EP440	AFS0205P
EP151	AFS0324P	EP293	AFS0329P	EP371	RE0028P	EP443	RE0029P
EP158	AFS0201P	EP293	AFS0503P	EP372	RE0029P	EP444	AFS0597P
EP172	AFS0220P	EP293	RE0327P	EP374	RE0027P	EP445	AFS0599P

CROSS REFERENCE

Mfg. Part No.	Our Part	Mfg. Part No.	Our Part	Mfg. Part No.	Our Part	Mfg. Part No.	Our Part
AC DELCO (cont.)		AC DELCO (cont.)		AC DELCO (cont.)		AC DELCO (cont.)	
EP453	RE0665P	EP2006H	RE0053S	EP2071H	AFS0059S	TS55	RF0047
EP454	AFS0462P	EP2007H	RE0055S	EP2071H	RE0059S	TS56	RF0040
EP456	RE0022P	EP2008H	RE0088S	EP2072H	AFS0078S	TS57	RF0040
EP457	AFS0427P	EP2009H	AFS0099S	EP2072H	RE0078S	TS58	RF0020
EP457	AFS0701F	EP2009H	RE0099S	EP2073H	RE0090S	TS59	RF0015
EP457	AFS0703F	EP2010H	AFS0064S	EP2074	AFS0702F	TS59	RF0021
EP457	RE0427P	EP2010H	RE0064S	EP2074	AFS0707F	TS59	RF0034
EP458	AFS0427P	EP2011H	AFS0038S	EP2074	AFS0709F	TS59	RF0037
EP458	RE0427P	EP2011H	RE0038S	EP2074	AFS0710F	TS59	RF0060
EP459	AFS0427P	EP2013H	RE0072F	EP2074	AFS0711F	TS59	RF0064
EP459	RE0427P	EP2014H	AFS0070F	EP2074	RE0427P	TS60	RF0023
EP460	AFS0427P	EP2014H	RE0070F	EP2075	RE0427P	TS61	RF0039
EP460	RE0427P	EP2016H	RE0030S	EP2077	AFS0318P	TS62	RF0021
EP461	RE0895P	EP2017H	RE0315S	EP2079	RE0427P	TS63	RF0010
EP462	RE0435P	EP2018H	AFS0036S	EP2080	AFS0503P	TS64	RF0039
EP462	RE0668P	EP2018H	RE0036S	EP2082	AFS0329P	TS65	RF0006
EP463	AFS0461P	EP2019H	RE0312S	EP2084	RE0427P	TS68	RF0040
EP463	RE0297F	EP2020H	RE0309S	EP2089H	RE0128S	TS69	RF0019
EP464	AFS0355P	EP2021H	RE0197S	EP2091H	RE0072F	TS70	RF0040
EP467	AFS0427P	EP2022H	RE0243S	EP2092H	RE0069S	TS71	RF0015
EP467	RE0427P	EP2023H	RE0250S	EP2094H	RE0073S	TS72	RF0022
EP468	AFS0427P	EP2024H	RE0315S	EP2095H	RE0056S	TS73	RF0023
EP468	RE0427P	EP2025H	RE0111S	EP2096H	RE0232S	TS74	RF0024
EP469	AFS0416P	EP2026H	RE0140F	EP2097H	RE0238S	TS75	RF0025
EP470	AFS0416P	EP2027H	RE0032S	EP2098H	RE0506F	TS76	RF0026
EP471	AFS0427P	EP2029H	RE0338S	EP2126H	AFS0067F	TS77	RF0027
EP471	RE0427P	EP2030H	RE0339S	TS1	RF0001	TS78	RF0021
EP472	AFS0427P	EP2031H	RE0353S	TS2	RF0002	TS78	RF0028
EP472	RE0427P	EP2032H	RE0353S	TS3	RF0002	TS79	RF0029
EP472	RE0658F	EP2033H	RE0260S	TS4	RF0003	TS80	RF0030
EP473	AFS0427P	EP2034H	RE0243S	TS5	RF0002	TS81	RF0031
EP473	RE0427P	EP2035H	RE0251S	TS6	RF0002	TS82	RF0032
EP474	AFS0416P	EP2036H	RE0254S	TS7	RF0004	TS83	RF0033
EP474	RE0729P	EP2037H	RE0255S	TS8	RF0001	TS84	RF0034
EP475	AFS0427P	EP2038H	RE0111S	TS9	RF0005	TS85	RF0037
EP475	RE0427P	EP2039H	RE0255S	TS10	RF0006	TS86	RF0038
EP478	RE0327P	EP2040H	RE0225S	TS13	RF0002	TS87	RF0051
EP479	RE0029P	EP2041H	RE0256S	TS14	RF0001	TS88	RF0059
EP480	AFS0355P	EP2042H	RE0260S	TS17	RF0001	TS89	RF0054
EP481	AFS0662P	EP2043H	RE0353S	TS18	RF0004	TS90	RF0010
EP482	AFS0427P	EP2044H	RE0275S	TS20	RF0008	TS92	RF0004
EP482	RE0427P	EP2045H	RE0312S	TS21	RF0002	TS96	RF0052
EP487	AFS0355P	EP2046H	RE0309S	TS22	RF0004	TS96	RF0065
EP488	AFS0355P	EP2047H	RE0313S	TS23	RF0002	TS97	RF0059
EP488	AFS0427P	EP2048H	RE0312S	TS24	RF0004	TS98	RF0051
EP488	RE0427P	EP2049H	RE0313S	TS25	RF0002	TS102	RF0010
EP490	AFS0682P	EP2050H	RE0314S	TS26	RF0002	TS108	RF0063
EP491	RE0415P	EP2051H	RE0315S	TS27	RF0001	TS111	RF0034
EP492	RE0415P	EP2052H	RE0315S	TS29	RF0010	TS112	RF0052
EP494	AFS0023P	EP2053H	RE0317S	TS30	RF0003	TS1005	RF0093
EP498	AFS0329P	EP2054H	RE0315S	TS32	RF0001	TS1006	RF0015
EP505	AFS0503P	EP2055H	RE0315S	TS36	RF0004	TS1007	RF0017
EP1000	AFS0201P	EP2056H	RE0317S	TS38	RF0011	TS1008	RF0048
EP1000	AFS0407P	EP2057H	RE0320S	TS40	RF0012	TS1015	RF0011
EP1001	RE0397P	EP2058H	RE0321S	TS40	RF0021	MU3	AFS0277S
EP1003	AFS0446P	EP2059H	RE0323S	TS41	RF0011	MU3	RE0277S
EP1003	RE0397P	EP2060H	RE0325S	TS42	RF0004	MU4	AFS0418S
EP1004	AFS0416P	EP2061H	RE0328S	TS43	RF0010	MU4	RE0418S
EP1005	AFS0427P	EP2062H	RE0330S	TS44	RF0004	MU5	RE0524S
EP1005	RE0427P	EP2063H	RE0332S	TS45	RF0010	MU6	AFS0525S
EP1006	AFS0427P	EP2065H	RE0198S	TS47	RF0040	MU6	RE0525S
EP1006	RE0427P	EP2066H	AFS0061S	TS48	RF0019	MU7	RE0526S
EP1008	AFS0343P	EP2066H	RE0061S	TS49	RF0016	MU8	AFS0235S
EP1009	AFS0343P	EP2068H	AFS0062S	TS50	RF0040	MU8	RE0235S
EP1010	AFS0205P	EP2068H	RE0062S	TS51	RF0050	MU09	AFS0530S
EP1011	AFS0416P	EP2069H	AFS0065S	TS52	RF0050	MU09	RE0530S
EP2003H	AFS0047S	EP2069H	RE0065S	TS53	RF0019	MU10	AFS0239S
EP2005H	RE0052S	EP2070	AFS0001P	TS54	RF0040	MU10	RE0239S

CROSS REFERENCE

Mfg. Part No.	Our Part	Mfg. Part No.	Our Part	Mfg. Part No.	Our Part	Mfg. Part No.	Our Part
AC DELCO (cont.)		AC DELCO (cont.)		AC DELCO (cont.)		AC DELCO (cont.)	
MU11	AFS0527S	MU111	RE0437S	MU175	RE0484S	MU1048	RE0813S
MU11	RE0527S	MU112	AFS0545S	MU177	AFS0759S	MU1062	RE0437S
MU12	AFS0244S	MU112	RE0545S	MU177	RE0759S	MU1063	RE0438S
MU12	RE0244S	MU113	AFS0438S	MU181	AFS0434S	MU1064	RE0481S
MU13	AFS0240S	MU113	RE0438S	MU181	RE0434S	MU1065	RE0755S
MU13	RE0240S	MU121	RE0466S	MU182	RE0394S	MU1066	RE0454S
MU14	RE0419S	MU122	AFS0467S	MU184	RE0457S	MU1083	RE0822S
MU18	AFS0471S	MU122	RE0467S	MU185	RE0395S	MU1089	RE0550S
MU18	RE0471S	MU123	RE0485S	MU192	AFS0278S	MU1090	RE0389S
MU19	AFS0420S	MU126	AFS0235S	MU192	RE0278S	MU1100	RE0481S
MU19	RE0420S	MU126	RE0235S	MU197	RE0892S	MU1101	RE0755S
MU28	AFS0245S	MU128	RE0468S	MU198	RE0495S	MU1137	AFS0544S
MU28	RE0245S	MU129	AFS0252S	MU203	AFS0755S	MU1137	RE0544S
MU32	RE0422S	MU129	RE0252S	MU203	RE0755S	MU1162	RE0822S
MU33	RE0423S	MU138	AFS0247S	MU209	AFS0548S	MU1163	RE0548S
MU34	RE0424S	MU138	RE0247S	MU209	RE0548S	MU1177	RE0875S
MU35	RE0425S	MU139	RE0493S	MU213	AFS0548S	MU1197	RE0548S
MU37	RE0426S	MU140	AFS0303S	MU213	RE0548S	MU1207	RE0550S
MU38	RE0426S	MU140	RE0303S	MU214	AFS0234S	MU1211	RE0822S
MU41	AFS0292S	MU141	RE0306S	MU214	RE0234S	MU1219	AFS0544S
MU41	RE0292S	MU142	AFS0305S	MU215	RE0398S	MU1219	RE0544S
MU42	RE0299S	MU142	RE0305S	MU216	RE0457S	MU1229	RE0890S
MU43	AFS0301S	MU143	AFS0304S	MU217	AFS0547S	MU1231	RE0888S
MU43	RE0301S	MU143	RE0304S	MU217	RE0547S	MU1253	AFS0544S
MU45	AFS0483S	MU144	RE0252S	MU220	AFS0757S	MU1253	RE0544S
MU45	RE0483S	MU145	AFS0442S	MU220	RE0757S	MU1265	RE0546S
MU54	RE0529S	MU145	AFS0480S	MU221	RE0822S	MU1274	RE0813S
MU55	AFS0231S	MU145	RE0442S	MU222	RE0463S	MU1293	RE0759S
MU55	RE0231S	MU146	AFS0523S	MU224	AFS0546S	MU1333	RE0389S
MU63	AFS0247S	MU146	RE0523S	MU224	RE0546S	MU1355	AFS0544S
MU63	RE0247S	MU147	AFS0523S	MU226	AFS0252S	MU1355	RE0544S
MU67	RE0463S	MU147	RE0523S	MU226	RE0252S	MU1376	AFS0893S
MU69	RE0463S	MU148	AFS0443S	MU227	AFS0456S	MU1376	RE0893S
MU71	AFS0406S	MU148	RE0443S	MU227	RE0456S	MU1377	AFS0893S
MU71	RE0406S	MU149	AFS0455S	MU228	AFS0406S	MU1377	RE0893S
MU72	RE0267S	MU149	RE0455S	MU228	RE0406S	MU1378	RE0868S
MU73	AFS0293S	MU150	AFS0402S	MU229	AFS0252S	MU1379	RE0880S
MU73	RE0293S	MU150	RE0402S	MU229	RE0252S	MU1380	RE0755S
MU74	AFS0274S	MU151	AFS0482S	MU230	RE0385S	MU2000	RE0182S
MU74	RE0274S	MU151	RE0482S	MU232	AFS0406S	MU2001	RE0183S
MU76	AFS0271S	MU152	AFS0451S	MU232	RE0406S	MU2002	RE0130S
MU76	RE0271S	MU152	RE0451S	MU233	RE0457S	MU2003	RE0160S
MU81	AFS0282S	MU153	AFS0439S	MU237	RE0401S	MU2004	RE0181S
MU81	RE0282S	MU153	RE0439S	MU238	AFS0548S	MU2005	RE0173S
MU84	AFS0278S	MU154	RE0440S	MU238	RE0548S	MU2006	RE0174S
MU84	RE0278S	MU155	RE0440S	MU239	AFS0548S	MU2007	RE0175S
MU85	AFS0481S	MU156	RE0422S	MU239	RE0548S	MU2008	RE0176S
MU85	RE0481S	MU158	AFS0449S	MU262	AFS0546S	MU2009	RE0177S
MU86	AFS0550S	MU158	RE0449S	MU262	RE0546S	MU2011	RE0179S
MU86	RE0550S	MU159	AFS0454S	MU266	AFS0548S	MU2012	RE0200S
MU87	AFS0456S	MU159	RE0454S	MU266	RE0548S	MU2013	RE0837S
MU87	RE0456S	MU160	AFS0484S	MU267	AFS0403S	MU2014	RE0275S
MU88	AFS0546S	MU160	RE0484S	MU267	RE0403S	MU2015	RE0185S
MU88	RE0546S	MU162	AFS0449S	MU268	AFS0548S	MU2016	RE0031S
MU91	AFS0548S	MU162	RE0449S	MU268	RE0548S	MU2017	RE0357S
MU91	RE0548S	MU163	AFS0454S	MU269	RE0235S	MU2019	RE0032S
MU93	AFS0547S	MU163	RE0454S	MU275	AFS0403S	MU2020	RE0236S
MU93	RE0547S	MU167	RE0386S	MU275	RE0403S	MU2021	RE0237S
MU94	RE0457S	MU168	RE0385S	MU277	AFS0547S	MU2022	RE0241S
MU98	RE0453S	MU170	AFS0390S	MU277	RE0547S	MU2024	RE0213S
MU99	RE0447S	MU170	RE0390S	MU278	RE0547S	MU2025	RE0215S
MU100	AFS0452S	MU171	AFS0391S	MU279	RE0547S	MU2028	RE0100S
MU100	RE0452S	MU171	RE0391S	MU280	AFS0547S	MU2029	RE0229S
MU103	RE0469S	MU172	AFS0392S	MU280	RE0547S	MU2030	RE0227S
MU109	RE0530S	MU172	RE0392S	MU288	AFS0548S	MU2031	RE0230S
MU110	AFS0429S	MU174	AFS0393S	MU288	RE0548S	MU2033	RE0275S
MU110	RE0429S	MU174	RE0393S	MU1002	AFS0544S	MU2034	RE0279S
MU111	AFS0437S	MU175	AFS0484S	MU1002	RE0544S	MU2035	RE0333S

CROSS REFERENCE

Mfg. Part No.	Our Part	Mfg. Part No.	Our Part	Mfg. Part No.	Our Part	Mfg. Part No.	Our Part
AC DELCO (cont.)		AIRTEX (cont.)		AIRTEX (cont.)		AIRTEX (cont.)	
MU2036	RE0335S	E2100H	RE0058F	E2193M	RE0223S	E2274M	RE0837S
MU2037	RE0336S	E2101S	AFS0059S	E2194M	RE0187S	E2275S	RE0339S
MU2038	RE0292S	E2101S	RE0059S	E2197M	AFS0213S	E2276S	RE0353S
MU2041	RE0308S	E2102S	RE0060S	E2197M	RE0213S	E2278S	RE0342S
MU2043	RE0496S	E2103S	AFS0061S	E2198M	RE0100S	E2280M	RE0741S
MU2044	RE0307S	E2103S	RE0061S	E2199M	AFS0200S	E2281M	RE0272S
MU2046	AFS0573S	E2104S	AFS0062S	E2199M	RE0200S	E2283M	RE0340S
MU2046	RE0573S	E2104S	RE0062S	E2200M	RE0229S	E2285M	RE0354S
MU2047	AFS0499S	E2105S	AFS0063S	E2201S	RE0312S	E2286S	RE0338S
MU2047	RE0499S	E2105S	RE0063S	E2202S	RE0197S	E2287M	RE0743S
MU2048	AFS0310S	E2106S	AFS0064S	E2203M	RE0230S	E2288M	RE0356S
MU2048	RE0310S	E2106S	RE0064S	E2204M	RE0347S	E2290M	RE0366S
MU2049	AFS0563S	E2107S	AFS0065S	E2205S	RE0309S	E2291M	RE0744S
MU2049	RE0563S	E2107S	RE0065S	E2206S	RE0338S	E2293M	RE0746S
MU2050	RE0504S	E2108S	RE0066S	E2207S	RE0251S	E2294M	RE0819S
MU2051	RE0569S	E2110H	AFS0067F	E2208S	RE0255S	E2295M	RE0747S
MU2052	RE0568S	E2110H	RE0067F	E2209S	RE0260S	E2296S	RE0314S
MU2053	RE0500S	E2111	AFS0023P	E2210S	RE0353S	E2297S	RE0312S
MU2054	AFS0564S	E2113H	RE0069S	E2212S	RE0250S	E2298S	RE0309S
MU2054	RE0564S	E2114H	AFS0070F	E2213S	RE0256S	E2299M	RE0357S
MU2055	RE0803S	E2114H	RE0070F	E2214S	RE0254S	E2301M	RE0834S
MU2056	RE0763S	E2115S	RE0071S	E2216S	RE0315S	E2305	RE0753P
MU2081	RE0743S	E2116H	RE0072F	E2217S	RE0317S	E2307	RE0753P
	AIRTEX	E2117S	RE0073S	E2218M	RE0227S	E2308	RE0753P
E2000	AFS0001P	E2118H	RE0074F	E2221S	RE0243S	E2309	RE0753P
E2008	AFS0005P	E2120S	RE0075S	E2222S	AFS0111S	E2310M	AFS0022P
E2008	RE0005P	E2121H	AFS0078S	E2222S	RE0111S	E2310M	RE0022P
E2015	AFS0007P	E2121H	RE0078S	E2223S	RE0339S	E2313M	RE0820S
E2035	AFS0013P	E2122H	AFS0078S	E2224S	RE0353S	E2315	AFS0143P
E2035	RE0013P	E2122H	RE0078S	E2226	RE0887P	E2316S	RE0315S
E2042	AFS0016P	E2123S	AFS0078S	E2227S	RE0225S	E2319	RE0821P
E2042	RE0016P	E2123S	RE0078S	E2229S	RE0317S	E2322M	RE0837S
E2044	AFS0017P	E2128S	RE0083S	E2230M	RE0242S	E2325M	RE0838S
E2059MN	AFS0022P	E2133S	RE0088S	E2231M	RE0833S	E2326M	RE0357S
E2059MN	RE0022P	E2134S	RE0089S	E2232M	RE0241S	E2330M	RE0839S
E2064MN	AFS0026P	E2135S	RE0090S	E2233M	RE0236S	E2332S	RE0840S
E2064MN	RE0026P	E2136S	RE0091S	E2234M	RE0237S	E2334M	RE0858S
E2065	AFS0027P	E2139S	RE0094S	E2235M	RE0349S	E2336S	RE0510S
E2065	RE0027P	E2141S	RE0096S	E2237S	RE0315S	E2338M	RE0859S
E2067	AFS0028P	E2142S	RE0097S	E2238M	RE0238S	E2343S	RE0841S
E2067	RE0028P	E2143S	RE0098S	E2239S	RE0353S	E2348M	RE0863S
E2068	AFS0029P	E2144S	AFS0099S	E2240S	RE0260S	E2350M	RE0862S
E2068	RE0029P	E2144S	RE0099S	E2241S	RE0256S	E2351M	RE0860S
E2070H	RE0124F	E2147S	RE0102S	E2242M	RE0276S	E2352M	RE0862S
E2071S	RE0123S	E2149S	RE0104S	E2243M	AFS0275S	E2355M	RE0876S
E2072S	RE0127S	E2151H	RE0105F	E2243M	RE0275S	E2356M	RE0873S
E2074H	RE0125F	E2153M	RE0106S	E2244M	RE0333S	E2357M	RE0872S
E2075H	RE0126F	E2156H	RE0108F	E2245M	RE0232S	E2360M	RE0878S
E2076S	AFS0036S	E2157	AFS0109P	E2246M	RE0336S	E2361M	RE0877S
E2076S	RE0036S	E2157	RE0109P	E2248M	RE0279S	E2363M	RE0874S
E2077S	RE0037S	E2159M	AFS0130S	E2249M	RE0295S	E2365S	RE0904S
E2078S	AFS0038S	E2159M	RE0130S	E2252S	RE0313S	E2368M	RE0838S
E2078S	RE0038S	E2160H	RE0135F	E2253S	RE0312S	E2377	RE0887P
E2079S	RE0039S	E2163H	AFS0111S	E2255S	RE0313S	E2382S	RE0850S
E2080S	RE0040S	E2163H	RE0111S	E2257S	RE0321S	E2383M	RE0886S
E2081S	RE0041S	E2164H	RE0140F	E2259S	RE0323S	E2390	RE0879P
E2082S	RE0042S	E2165M	RE0141F	E2260S	RE0325S	E2434M	RE0896S
E2084H	RE0043F	E2181S	RE0129S	E2261S	RE0328S	E2435M	RE0857S
E2085H	RE0044F	E2182	AFS0121P	E2262S	RE0330S	E2436M	RE0898S
E2087H	RE0046F	E2183M	RE0142S	E2263S	RE0332S	E2437S	AFS0903S
E2088S	AFS0047S	E2184M	RE0031S	E2264M	RE0210S	E2437S	RE0903S
E2090S	AFS0049S	E2185M	RE0185S	E2265S	RE0320S	E2441M	RE0897S
E2094S	RE0052S	E2186M	RE0131S	E2266S	RE0198S	E2449S	RE0510S
E2095S	RE0053S	E2187M	RE0030S	E2269S	RE0341S	E2455M	RE0891S
E2096S	RE0054S	E2188S	RE0032S	E2270S	RE0344S	E2457M	AFS0902S
E2097S	RE0055S	E2190S	RE0128S	E2272S	AFS0111S	E2457M	RE0902S
E2098S	AFS0056S	E2191H	RE0506F	E2272S	RE0111S	E2471	AFS0887P
E2098S	RE0056S	E2192M	RE0215S	E2273M	RE0335S	E2471	RE0887P

CROSS REFERENCE

Mfg. Part No.	Our Part	Mfg. Part No.	Our Part	Mfg. Part No.	Our Part	Mfg. Part No.	Our Part
AIRTEX (cont.)		AIRTEX (cont.)		AIRTEX (cont.)		AIRTEX (cont.)	
E2485	AFS0013P	E3529M	RE0398S	E3736	AFS0199P	E3954M	AFS0438S
E2485	RE0013P	E3532M	RE0401S	E3901	AFS0219P	E3954M	RE0438S
E2487	AFS0005P	E3533M	AFS0547S	E3901	RE0219P	E3956M	AFS0439S
E2487	RE0005P	E3533M	RE0547S	E3902	AFS0220P	E3956M	RE0439S
E2490	RE0753P	E3534M	AFS0402S	E3902	RE0220P	E3957M	RE0440S
E2493S	AFS0070F	E3534M	RE0402S	E3904	RE0409P	E3962M	AFS0442S
E2493S	RE0070F	E3535M	AFS0403S	E3905M	RE0410S	E3962M	RE0442S
E3070	AFS0219P	E3535M	RE0403S	E3907	AFS0411P	E3963M	AFS0443S
E3070	RE0219P	E3536M	AFS0547S	E3908	AFS0226P	E3963M	RE0443S
E3071	AFS0219P	E3536M	RE0547S	E3909M	RE0412S	E3964	AFS0446P
E3071	RE0219P	E3537M	AFS0406S	E3910	AFS0228P	E3965M	RE0447S
E3111	AFS0199P	E3537M	RE0406S	E3912M	AFS0413S	E3966M	AFS0449S
E3158	AFS0201P	E3538M	AFS0547S	E3912M	RE0413S	E3966M	RE0449S
E3210	AFS0202P	E3538M	RE0547S	E3913M	AFS0528S	E3967M	AFS0451S
E3210	RE0202P	E3539M	RE0830S	E3913M	RE0528S	E3967M	RE0451S
E3212	AFS0204P	E3540	AFS0407P	E3914M	AFS0231S	E3968M	AFS0452S
E3212	RE0204P	E3542M	AFS0759S	E3914M	RE0231S	E3968M	RE0452S
E3222	AFS0205P	E3542M	RE0759S	E3917M	RE0233S	E3969M	RE0453S
E3240	AFS0206P	E3543M	RE0851S	E3918M	AFS0234S	E3971M	AFS0454S
E3240	RE0206P	E3549M	AFS0893S	E3918M	RE0234S	E3971M	RE0454S
E3265	AFS0207P	E3549M	RE0893S	E3919M	AFS0235S	E3972M	AFS0455S
E3265	RE0207P	E3551M	AFS0823S	E3919M	RE0235S	E3972M	RE0455S
E3268	AFS0208P	E3551M	RE0823S	E3920M	AFS0527S	E3973M	AFS0456S
E3268	RE0208P	E3552M	AFS0831S	E3920M	RE0527S	E3973M	RE0456S
E3270	AFS0209P	E3552M	RE0831S	E3921M	AFS0418S	E3974M	RE0457S
E3270	RE0209P	E3553M	AFS0865S	E3921M	RE0418S	E3975H	RE0458F
E3271	RE0381P	E3554M	AFS0854S	E3922M	RE0419S	E3976M	AFS0463S
E3285	AFS0895P	E3554M	RE0854S	E3923M	AFS0239S	E3976M	RE0463S
E3290	AFS0212P	E3556M	AFS0853S	E3923M	RE0239S	E3977M	RE0463S
E3290	RE0212P	E3556M	RE0853S	E3924M	AFS0420S	E3978M	RE0466S
E3305	AFS0214P	E3559M	RE0868S	E3924M	RE0420S	E3979M	AFS0467S
E3305	RE0214P	E3560M	RE0880S	E3925M	AFS0240S	E3979M	RE0467S
E3307	AFS0383P	E3563M	AFS0824S	E3925M	RE0240S	E3980M	RE0468S
E3309	AFS0384P	E3563M	RE0824S	E3926M	RE0524S	E3982M	RE0469S
E3367	RE0217P	E3564M	RE0828S	E3927M	AFS0525S	E3983S	AFS0471S
E3368M	RE0385S	E3566M	RE0855S	E3927M	RE0525S	E3983S	RE0471S
E3369M	AFS0386S	E3568M	AFS0885S	E3928M	RE0526S	E3984M	RE0545S
E3371M	RE0387S	E3568M	RE0885S	E3929M	AFS0244S	E3987M	RE0477S
E3372M	AFS0546S	E3569M	AFS0827S	E3929M	RE0244S	E3988M	AFS0438S
E3372M	RE0546S	E3569M	RE0827S	E3930M	AFS0245S	E3988M	RE0438S
E3500M	AFS0550S	E3572M	RE0875S	E3930M	RE0245S	E3989M	AFS0480S
E3500M	RE0550S	E3573M	RE0825S	E3932M	AFS0247S	E3989M	RE0480S
E3501M	AFS0389S	E3584M	RE0890S	E3932M	RE0247S	E3992M	AFS0481S
E3501M	RE0389S	E3588M	RE0890S	E3934M	RE0466S	E3992M	RE0481S
E3506M	AFS0755S	E3598M	RE0829S	E3935M	RE0422S	E3994M	AFS0482S
E3506M	RE0755S	E3602M	RE0888S	E3936M	RE0423S	E3994M	RE0482S
E3507M	AFS0544S	F3602M	RE0889S	E3937M	RE0424S	E3995M	AFS0483S
E3507M	RE0544S	E3604M	RE0883S	E3938M	RE0425S	E3995M	RE0483S
E3508M	AFS0390S	E3609M	RE0881S	E3939M	RE0426S	E3996M	AFS0484S
E3508M	RE0390S	E3614M	RE0852S	E3940M	AFS0530S	E3996M	RE0484S
E3509M	AFS0391S	E3621S	AFS0779S	E3940M	RE0530S	E3997M	RE0485S
E3509M	RE0391S	E3622S	AFS0844S	E3941M	AFS0252S	E7000	AFS0257P
E3510M	AFS0392S	E3623S	AFS0845S	E3941M	RE0252S	E7000	RE0257P
E3510M	RE0392S	E3624S	AFS0780S	E3942M	RE0253S	E7001	RE0258P
E3511M	AFS0393S	E3625S	AFS0846S	E3943M	AFS0429S	E7012	AFS0261P
E3511M	RE0393S	E3630S	AFS0785S	E3943M	RE0429S	E7012	RE0261P
E3512M	RE0394S	E3631S	AFS0784S	E3944M	RE0430S	E7018	AFS0262P
E3513M	RE0395S	E3632S	AFS0781S	E3945M	RE0529S	E7018	RE0262P
E3514M	AFS0757S	E3633S	AFS0793S	E3947M	AFS0523S	E7029M	RE0264S
E3514M	RE0757S	E3637S	AFS0787S	E3947M	RE0523S	E7030M	AFS0265S
E3515M	RE0457S	E3641S	AFS0786S	E3948M	RE0252S	E7030M	RE0265S
E3518M	AFS0548S	E3642S	AFS0788S	E3950M	AFS0434S	E7031	RE0266P
E3518M	RE0548S	E3643S	AFS0786S	E3950M	RE0434S	E7039M	RE0267S
E3519M	RE0759S	E3648S	AFS0790S	E3951M	RE0436S	E7040M	AFS0268F
E3521M	RE0822S	E3649S	AFS0799S	E3952M	AFS0437S	E7040M	RE0268F
E3522M	RE0892S	E3650S	AFS0798S	E3952M	RE0437S	E7047M	AFS0271S
E3526	RE0397P	E3674M	RE0889S	E3953M	AFS0545S	E7047M	RE0271S
E3527M	RE0813S	E3677S	AFS0792S	E3953M	RE0545S	E7048M	RE0487S

CROSS REFERENCE

Mfg. Part No.	Our Part	Mfg. Part No.	Our Part	Mfg. Part No.	Our Part	Mfg. Part No.	Our Part
AIRTEX (cont.)		AIRTEX (cont.)		AIRTEX (cont.)		AIRTEX (cont.)	
E7049M	AFS0273S	E7116M	AFS0563S	E8205H	RE0414F	EFP2900S	RE0145S
E7049M	RE0273S	E7116M	RE0563S	E8211	RE0415P	EFP2901S	RE0146S
E7050M	AFS0274S	E7117M	AFS0564S	E8213	AFS0416P	EFP2902S	RE0147S
E7050M	RE0274S	E7117M	RE0564S	E8219	AFS0651P	EFP2903S	RE0148S
E7054M	AFS0277S	E7121M	RE0566S	E8229	AFS0427P	EFP2904S	RE0149S
E7054M	RE0277S	E7121MN	RE0566S	E8229	RE0427P	EFP2905S	RE0150S
E7055M	AFS0278S	E7122M	RE0567S	E8233	AFS0734P	EFP2906H	RE0151F
E7055M	RE0278S	E7122MN	RE0567S	E8234M	AFS0735M	EFP2907H	RE0150S
E7056M	RE0490F	E7123M	AFS0568S	E8235	AFS0355P	EFP2907H	RE0152F
E7057M	RE0280S	E7123M	RE0568S	E8237	AFS0433P	EFP2908S	RE0153S
E7062M	AFS0281S	E7124M	AFS0569S	E8238H	RE0658F	EFP2909S	RE0154S
E7062M	RE0281S	E7124M	RE0569S	E8240	AFS0435P	EFP2910S	RE0155S
E7063M	AFS0282S	E7125S	RE0570S	E8240	RE0435P	EFP2911S	RE0156S
E7063M	RE0282S	E7127M	RE0571S	E8241	AFS0416P	EFP2912S	RE0157S
E7064M	RE0283S	E7127MN	RE0571S	E8244M	RE0660F	EFP2913S	RE0158S
E7065M	AFS0284S	E7128MN	RE0847S	E8247	AFS0662P	EFP2914S	RE0159S
E7065M	RE0284S	E7130M	RE0763S	E8250	AFS0665P	EFP2915S	RE0160S
E7068H	RE0286F	E7137M	RE0572S	E8250	RE0665P	EFP2916S	RE0161S
E7069H	RE0287F	E7137M	RE0803S	E8252H	RE0444F	EFP2917S	RE0162S
E7071H	AFS0288F	E7138M	AFS0573S	E8253H	RE0444F	EFP2920S	RE0164S
E7071H	RE0288F	E7138M	RE0573S	E8254	AFS0668P	EFP2921S	RE0165S
E7072S	AFS0289S	E7141M	AFS0804S	E8254	RE0668P	EFP2922S	RE0166S
E7072S	RE0289S	E7141M	RE0804S	E8255	AFS0669P	EFP2923S	RE0167S
E7074H	AFS0291F	E7142M	AFS0811S	E8256	AFS0448P	EFP2924S	RE0168S
E7074H	RE0291F	E7142M	RE0811S	E8269H	RE0405F	EFP2927S	RE0170S
E7075M	AFS0292S	E7143M	AFS0806S	E8270H	RE0460F	EFP2928S	RE0171S
E7075M	RE0292S	E7143M	RE0806S	E8271	AFS0461P	EFP2929S	RE0172S
E7076M	AFS0293S	E7144M	AFS0778S	E8272	AFS0462P	EFP2930S	RE0173S
E7076M	RE0293S	E7144M	RE0778S	E8275H	RE0464F	EFP2931S	RE0174S
E7077M	AFS0294S	E7145M	RE0764S	E8285	AFS0682P	EFP2932S	RE0175S
E7077M	RE0294S	E7152M	AFS0803S	E8286	AFS0683P	EFP2933S	RE0176S
E7078M	RE0491S	E7152M	RE0803S	E8289	AFS0684P	EFP2934S	RE0177S
E7081H	RE0297F	E7156MN	RE0856S	E8305	AFS0472P	EFP2936S	RE0179S
E7082H	RE0297F	E7158M	RE0866S	E8307	AFS0473P	EFP2938S	RE0180S
E7086M	AFS0299S	E7159M	RE0869S	E8312	AFS0322P	EFP2940S	RE0181S
E7086M	RE0299S	E7160M	RE0810S	E8318	AFS0479P	EFP2941S	RE0182S
E7087M	RE0493S	E7161M	RE0809S	E8335	AFS0894P	EFP2942S	RE0183S
E7089M	AFS0301S	E7165M	RE0867S	E8335	RE0894P	EFP2943S	RE0184S
E7089M	RE0301S	E7168M	AFS0808S	E8338H	AFS0701F	FS1	RF0001
E7091S	AFS0302S	E7168M	RE0808S	E8339H	AFS0702F	FS3	RF0002
E7093M	AFS0303S	E7171M	RE0870S	E8341H	AFS0703F	FS9	RF0005
E7093M	RE0303S	E7172M	AFS0849S	E8347H	AFS0707F	FS10	RF0006
E7094M	AFS0304S	E7172M	RE0849S	E8349H	AFS0709F	FS20	RF0008
E7094M	RE0304S	E7173M	RE0871S	E8351H	AFS0710F	FS22	RF0004
E7095M	AFS0305S	E7189M	AFS0900S	E8353H	AFS0711F	FS29	RF0010
E7095M	RE0305S	E7190M	AFS0901S	E8354H	RE0712S	FS30	RF0003
E7096M	RE0306S	E8000	AFS0318P	E8357M	RE0713S	FS38	RF0011
E7097M	AFS0307S	E8002	AFS0319P	E8358H	AFS0714F	FS40	RF0012
E7097M	RE0307S	E8012S	AFS0561P	E8365H	RE0716F	FS103	RF0015
E7099M	AFS0495S	E8016S	AFS0324P	E8366M	RE0717F	FS104	RF0016
E7099M	RE0495S	E8023	AFS0327P	E8368M	AFS0718F	FS108	RF0017
E7100M	AFS0308S	E8023	RE0327P	E8376	AFS0503P	FS111	RF0019
E7100M	RE0308S	E8032	AFS0329P	E8379M	RE0720F	FS115	RF0020
E7101M	AFS0496S	E8076	AFS0343P	E8384M	RE0722F	FS117	RF0022
E7101M	RE0496S	E8077	AFS0592P	E8394M	RE0724F	FS118	RF0023
E7103M	RE0497S	E8077	RE0592P	E8397M	RE0712S	FS119	RF0024
E7103MN	RE0497S	E8078H	RE0345F	E8404	AFS0725P	FS120	RF0025
E7104M	AFS0310S	E8111	AFS0597P	E8404	RE0725P	FS121	RF0026
E7104M	RE0310S	E8112	AFS0355P	E8418	RE0728P	FS122	RF0027
E7108M	RE0566S	E8113	AFS0598P	E8419	AFS0729P	FS123	RF0028
E7111M	AFS0499S	E8114	AFS0599P	E8419	RE0729P	FS125	RF0029
E7111M	RE0499S	E8116	AFS0358P	E8431M	AFS0592P	FS126	RF0030
E7113M	AFS0500S	E8119	AFS0895P	E8431M	RE0592P	FS127	RF0031
E7113M	RE0500S	E8119	RE0895P	E84070	AFS0505P	FS129	RF0032
E7114M	AFS0504S	E8186	RE0635P	E84070	AFS0725P	FS130	RF0033
E7114M	RE0504S	E8188	AFS0399P	E84070	RE0725P	FS131	RF0034
E7115M	RE0562S	E8195H	RE0405F	EFP2198H	RE0163F	FS132	RF0021
E7115MN	RE0562S	E8200	AFS0642P	EFP2198H	RE0729P	FS135	RF0036

CROSS REFERENCE

Our Part	Mfg. Part No.	Our Part	Mfg. Part No.	Our Part	Mfg. Part No.	Our Part
AIRTEX (cont.)	BWD (cont.)	BWD (cont.)	BWD (cont.)	BWD (cont.)	BWD (cont.)	BWD (cont.)
RF0037	P5	RE0219P	F47	RF0053	P108	AFS0022P
RF0038	P5	RE0220P	F47	RF0054	P108	RE0022P
RF0039	F6	RF0002	F48	RF0045	P109	AFS0022P
RF0040	F6	RF0016	F48	RF0053	P109	RE0022P
RF0044	P6	AFS0220P	F48	RF0068	P110	AFS0026P
RF0045	P6	RE0219P	P48	AFS0262P	P110	RE0026P
RF0046	P6	RE0220P	P48	RE0262P	P111	AFS0022P
RF0047	P9	AFS0013P	F49	RF0068	P111	RE0022P
RF0048	P9	RE0005P	P49	RE0258P	P113	AFS0268F
RF0049	P10	AFS0013P	F50	RF0023	P113	RE0268F
RF0050	P10	RE0013P	F50	RF0065	P114	AFS0273S
RF0051	F12	RF0006	F53	RF0034	P114	RE0273S
RF0052	F12	RF0021	P53	AFS0121P	P115	AFS0274S
RF0053	F14	RF0005	F54	RF0033	P115	RE0274S
RF0054	F14	RF0008	F54	RF0078	P116	AFS0271S
RF0055	F18	RF0019	F55	RF0031	P116	RE0271S
RF0056	F20	RF0017	P55	AFS0257P	P116	RE0283S
RF0057	F20	RF0020	P55	RE0257P	P117	AFS0265S
RF0059	F20	RF0022	F56	RF0026	P117	RE0264S
RF0060	F20	RF0048	P56	RE0266P	P117	RE0265S
RF0061	F21	RF0001	P57	AFS0261P	P118	AFS0327P
RF0062	F21	RF0047	P57	RE0261P	P118	RE0327P
RF0063	F24	RF0004	P59	AFS0007P	P119	AFS0327P
RF0064	P25	AFS0206P	F60	RF0078	P119	RE0327P
RF0065	P25	RE0206P	F60	RF0081	P120	AFS0327P
RF0068	F27	RF0001	F61	RF0065	P120	RE0327P
RF0069	P27	AFS0220P	P61	AFS0327P	P121	AFS0327P
RF0070	P27	RE0208P	P61	RE0327P	P121	RE0327P
RF0071	P27	RE0220P	P62	AFS0327P	P123	AFS0027P
RF0072	F29	RF0074	P62	RE0327P	P123	RE0027P
RF0073	P29	AFS0220P	P63	AFS0205P	P124	AFS0005P
RF0074	P29	RE0220P	P63	AFS0327P	P124	RE0005P
RF0078	F31	RF0019	P63	RE0327P	P125	AFS0005P
RF0080	F32	RF0039	F64	RF0054	P125	RE0005P
RF0081	F33	RF0039	P64	AFS0205P	P127	AFS0207P
RF0114	F34	RF0040	F65	RF0027	P127	RE0207P
RF0083	F34	RF0073	P65	AFS0327P	P128	AFS0204P
RF0084	F35	RF0020	P65	RE0327P	P128	RE0204P
RF0085	P35	AFS0204P	F66	RF0025	P129	AFS0327P
RF0086	P35	RE0204P	P66	AFS0327P	P129	RE0327P
RF0087	F36	RF0006	P66	RE0327P	P130	AFS0028P
RF0088	P36	AFS0206P	P67	AFS0205P	P130	RE0028P
RF0096	P36	AFS0207P	P71	AFS0220P	P131	RE0381P
RF0087	P36	AFS0228P	P71	RE0220P	P134	AFS0209P
RF0089	P36	RE0206P	P73	AFS0205P	P134	RE0209P
RF0095	P36	RE0207P	P74	AFS0327P	P135	AFS0262P
RF0092	F37	RF0004	P74	RE0327P	P135	RE0262P
RF0090	F37	RF0005	P75	AFS0327P	P138	AFS0214P
RF0093	F38	RF0003	P75	RE0327P	P138	RE0214P
RF0102	F38	RF0010	P76	AFS0327P	P139	RE0264S
RF0099	F39	RF0024	P76	RE0327P	P142E	AFS0427P
RF0104	F39	RF0060	P78	AFS0355P	P142E	RE0427P
RF0105	F39	RF0064	P79	AFS0343P	P143E	AFS0416P
RF0109	P39	AFS0206P	P80	AFS0433P	P144E	AFS0029P
RF0112	P39	RE0202P	P83	AFS0358P	P144E	RE0029P
RF0113	P39	RE0206P	P84	AFS0329P	P145E	AFS0427P
BWD	F40	RF0012	P88	AFS0016P	P145E	RE0427P
RF0001	F42	RF0011	P93	AFS0355P	P146	AFS0022P
RF0003	P42	AFS0204P	P94	AFS0462P	P146	RE0022P
RF0002	P42	RE0204P	P96A	AFS0355P	P148E	AFS0355P
RF0004	F44	RF0010	P97	AFS0355P	P149E	AFS0651P
RF0002	F45	RF0037	F98	RF0004	P150E	AFS0416P
RF0003	F45	RF0051	P100	AFS0503P	P151	AFS0257P
RF0004	F45	RF0052	P101	AFS0503P	P151	RE0257P
RF0002	F45	RF0055	P106	AFS0022P	P154	AFS0212P
RF0004	F45	RF0072	P106	RE0022P	P154	RE0212P
AFS0219P	F47	RF0032	P107	AFS0022P	P155	AFS0022P
AFS0220P	F47	RF0037	P107	RE0022P	P155	RE0022P

CROSS REFERENCE

Mfg. Part No.	Our Part	Mfg. Part No.	Our Part	Mfg. Part No.	Our Part	Mfg. Part No.	Our Part
BWD (cont.)		BWD (cont.)		BWD (cont.)		BWD (cont.)	
P157E	AFS0427P	P223H	RE0061S	P268E	RE0028P	P345H	RE0427P
P157E	RE0427P	P224H	RE0040S	P271E	RE0435P	P347H	AFS0427P
P158E	AFS0427P	P225H	AFS0062S	P278E	AFS0427P	P347H	RE0427P
P158E	AFS0701F	P225H	RE0062S	P278E	RE0427P	P348E	AFS0427P
P158E	AFS0702F	P226H	AFS0065S	P279E	AFS0662P	P348E	RE0427P
P158E	AFS0709F	P226H	RE0065S	P285H	AFS0427P	P352E	AFS0427P
P158E	AFS0710F	P227H	AFS0038S	P285H	RE0427P	P352E	RE0427P
P158E	RE0427P	P227H	AFS0064S	P286M	AFS0665P	P353H	AFS0064S
P160E	AFS0427P	P227H	RE0038S	P286M	RE0665P	P353H	RE0064S
P160E	RE0427P	P227H	RE0064S	P288M	AFS0471S	P354H	RE0072F
P161E	AFS0029P	P228H	RE0405F	P288M	RE0471S	P356M	AFS0130S
P161E	RE0029P	P229H	RE0042S	P290M	RE0280S	P356M	RE0130S
P162E	AFS0427P	P230H	RE0037S	P291M	AFS0305S	P357M	RE0106S
P162E	RE0427P	P231H	AFS0036S	P291M	RE0305S	P358M	AFS0022P
P163E	AFS0029P	P231H	RE0036S	P292M	RE0306S	P358M	RE0022P
P163E	RE0029P	P232H	RE0039S	P296H	RE0297F	P359M	RE0238S
P164E	AFS0271S	P232H	RE0066S	P298M	RE0124F	P360E	RE0415P
P164E	AFS0273S	P233H	RE0091S	P299H	RE0126F	P361E	AFS0427P
P164E	AFS0274S	P234H	RE0058F	P300M	RE0125F	P361E	RE0427P
P164E	RE0271S	P235H	AFS0059S	P301M	AFS0244S	P362H	AFS0427P
P164E	RE0273S	P235H	RE0059S	P301M	RE0244S	P362H	RE0427P
P164E	RE0274S	P236H	AFS0067F	P302M	AFS0240S	P363M	AFS0527S
P165E	AFS0427P	P236H	RE0067F	P302M	RE0240S	P363M	RE0527S
P165E	RE0427P	P237H	RE0506F	P303H	RE0069S	P364E	AFS0427P
P166E	AFS0427P	P239H	AFS0291F	P304H	RE0073S	P364E	RE0427P
P166E	RE0427P	P239H	RE0291F	P305H	AFS0056S	P366M	RE0419S
P167E	AFS0427P	P240H	RE0286F	P305H	RE0056S	P367M	AFS0528S
P167E	RE0427P	P241H	RE0287F	P306H	AFS0056S	P367M	RE0528S
P168E	AFS0416P	P242H	AFS0288F	P306H	RE0056S	P368E	AFS0895P
P170E	RE0202P	P242H	RE0288F	P308H	AFS0070F	P369E	RE0435P
P171E	AFS0202P	P243H	RE0405F	P308H	RE0070F	P370E	AFS0358P
P171E	AFS0209P	P246M	AFS0277S	P312H	RE0444F	P374H	RE0088S
P171E	RE0202P	P246M	RE0277S	P313H	AFS0427P	P375H	AFS0013P
P171E	RE0209P	P247M	AFS0284S	P313H	RE0427P	P375H	RE0013P
P178E	AFS0327P	P247M	AFS0299S	P314H	AFS0355P	P376H	RE0090S
P178E	RE0327P	P247M	RE0284S	P315H	RE0658F	P377H	RE0053S
P182E	RE0410S	P247M	RE0299S	P321M	AFS0308S	P378H	RE0055S
P183E	AFS0327P	P249M	AFS0301S	P321M	RE0308S	P379H	AFS0056S
P183E	RE0327P	P249M	RE0301S	P322H	RE0072F	P379H	RE0056S
P185E	AFS0205P	P250M	AFS0307S	P324H	AFS0427P	P380H	AFS0099S
P187E	AFS0205P	P250M	RE0307S	P324H	RE0427P	P380H	RE0099S
P191E	AFS0327P	P252M	AFS0282S	P325H	AFS0427P	P381H	RE0052S
P191E	RE0327P	P252M	RE0282S	P325H	RE0427P	P382H	RE0054S
P193E	AFS0016P	P253M	AFS0282S	P326H	AFS0427P	P384E	AFS0427P
P193E	RE0016P	P253M	RE0282S	P326H	RE0427P	P384E	RE0427P
P194E	AFS0427P	P254M	AFS0299S	P327H	AFS0427P	P384H	AFS0047S
P194E	RE0427P	P254M	RE0299S	P327H	RE0427P	P391M	RE0660F
P195E	AFS0027P	P255M	AFS0274S	P328H	RE0105F	P393M	AFS0265S
P195E	RE0027P	P255M	RE0274S	P329H	RE0074F	P393M	RE0265S
P196E	AFS0029P	P256M	AFS0281S	P330H	RE0074F	P402H	RE0317S
P196E	RE0029P	P256M	RE0281S	P331E	AFS0329P	P405H	RE0315S
P200E	AFS0327P	P257M	AFS0413S	P332H	AFS0038S	P408M	RE0566S
P200E	RE0327P	P257M	RE0413S	P332H	RE0038S	P410M	RE0496S
P207E	AFS0327P	P258M	AFS0411P	P333H	AFS0064S	P411M	RE0562S
P207E	RE0327P	P259M	AFS0231S	P333H	RE0064S	P413M	AFS0530S
P208E	RE0267S	P259M	RE0231S	P334E	AFS0599P	P413M	RE0530S
P211E	RE0724F	P260M	AFS0292S	P335E	AFS0597P	P414M	AFS0438S
P212E	AFS0029P	P260M	RE0292S	P337H	AFS0503P	P414M	RE0438S
P212E	AFS0427P	P261M	AFS0235S	P338E	AFS0416P	P415M	AFS0247S
P212E	RE0029P	P261M	RE0235S	P339E	AFS0416P	P415M	RE0247S
P212E	RE0427P	P262M	AFS0304S	P341H	AFS0427P	P416M	RE0529S
P213E	AFS0427P	P262M	RE0304S	P341H	RE0427P	P417E	AFS0416P
P213E	RE0427P	P264M	AFS0022P	P342E	AFS0427P	P418M	RE0030S
P215E	AFS0461P	P264M	RE0022P	P342E	RE0427P	P419M	RE0185S
P220H	RE0042S	P265M	AFS0226P	P343H	RE0297F	P420M	RE0142S
P221H	RE0041S	P266M	AFS0274S	P344H	AFS0461P	P421M	RE0187S
P222H	RE0060S	P266M	RE0274S	P344H	RE0297F	P423H	RE0032S
P223H	AFS0061S	P268E	AFS0028P	P345H	AFS0427P	P424H	RE0140F

CROSS REFERENCE

Mfg. Part No.	Our Part	Mfg. Part No.	Our Part	Mfg. Part No.	Our Part	Mfg. Part No.	Our Part		
BWD (cont.)		BWD (cont.)		BWD (cont.)		CARTER (cont.)			
P425H	RE0260S	P481M	RE0466S	EP7251	AFS0143P	P70235	AFS0479P		
P426H	RE0197S	P482M	AFS0467S	EP7258	AFS0319P	P70241	AFS0324P		
P427H	RE0309S	P482M	RE0467S	EP7274	AFS0473P	P70243	AFS0324P		
P428M	RE0030S	P484H	RE0716F	EP7281	AFS0319P	P70250	AFS0399P		
P429M	RE0031S	P486H	AFS0703F	EP7283	AFS0319P	P70304	AFS0322P		
P430M	RE0141F	P487H	AFS0703F	EP7284	AFS0319P	P71192	AFS0427P		
P431M	RE0135F	P488H	AFS0427P	EP7286	AFS0143P	P71192	RE0427P		
P432H	RE0032S	P488H	RE0427P	EP7287	AFS0143P	P71242	AFS0427P		
P433M	AFS0429S	P489H	AFS0707F	EP7288	AFS0201P	P71242	RE0427P		
P433M	RE0429S	P494M	RE0430S	EP7291	AFS0319P	P71265	AFS0205P		
P435H	RE0198S	P496E	AFS0427P	EP7293	AFS0319P	P71265	AFS0327P		
P436H	AFS0070F	P496E	RE0427P	TS97	RF0059	P71265	RE0327P		
P436H	RE0070F	P497E	AFS0895P	TS97	RF0069	P72017	AFS0683P		
P439H	RE0353S	P498E	AFS0427P	TS98	RF0051	P72023	AFS0319P		
P440H	RE0338S	P498E	RE0427P	TS98	RF0052	P72033	AFS0319P		
P441H	RE0339S	P500H	AFS0355P	TS98	RF0055	P72039	AFS0319P		
P442H	AFS0111S	P501H	AFS0355P	CARTER				P72058	AFS0355P
P442H	RE0111S	P503H	AFS0355P	P4070	AFS0505P	P72060	AFS0358P		
P443M	AFS0429S	P505H	AFS0427P	P4594	AFS0505P	P72068	AFS0503P		
P443M	RE0429S	P505H	RE0427P	P6898	AFS0505P	P72069	AFS0503P		
P447M	RE0436S	P506H	AFS0355P	P6898	RE0220P	P72086	AFS0327P		
P448M	AFS0499S	P507H	AFS0427P	P55468	AFS0324P	P72086	RE0327P		
P448M	RE0499S	P507H	RE0427P	P60275	AFS0505P	P72089	AFS0343P		
P449M	AFS0573S	P508H	AFS0355P	P60286	AFS0219P	P72090	AFS0327P		
P449M	RE0573S	P509E	AFS0435P	P60286	RE0219P	P72090	RE0327P		
P451M	AFS0500S	P509E	RE0435P	P60288	AFS0219P	P72098	AFS0121P		
P451M	RE0500S	P510E	AFS0416P	P60288	RE0219P	P72101	AFS0319P		
P452M	RE0312S	P511E	AFS0416P	P60292	AFS0219P	P72102	AFS0319P		
P453M	RE0497S	P512E	AFS0416P	P60292	RE0219P	P72108	AFS0327P		
P454M	RE0253S	P515E	AFS0448P	P60294	AFS0219P	P72108	RE0327P		
P455M	AFS0463S	P516E	AFS0473P	P60294	RE0219P	P72114	AFS0327P		
P455M	RE0463S	P518H	AFS0427P	P60400	AFS0219P	P72114	RE0327P		
P456M	AFS0463S	P518H	RE0427P	P60400	RE0219P	P72117	AFS0642P		
P456M	RE0463S	P519H	AFS0427P	P60401	AFS0219P	P72128	AFS0329P		
P457M	AFS0449S	P519H	RE0427P	P60401	RE0219P	P72130	AFS0651P		
P457M	RE0449S	P520H	AFS0427P	P60424	AFS0472P	P72137	AFS0433P		
P459M	AFS0545S	P520H	RE0427P	P60458	AFS0206P	P72145	AFS0355P		
P459M	RE0545S	P521H	AFS0427P	P60458	RE0206P	P72147	AFS0597P		
P460M	AFS0252S	P521H	RE0427P	P60459	AFS0220P	P72147	AFS0598P		
P460M	RE0252S	P522H	AFS0427P	P60459	RE0220P	P72148	AFS0599P		
P461M	AFS0523S	P522H	RE0427P	P60460	AFS0206P	P72153	AFS0479P		
P461M	RE0523S	P523M	RE0468S	P60460	RE0206P	P72164	AFS0205P		
P463E	AFS0504S	P524H	AFS0427P	P60461	AFS0199P	P72164	AFS0327P		
P463E	RE0504S	P524H	RE0427P	P60466	AFS0206P	P72164	RE0327P		
P464M	RE0424S	P527H	AFS0355P	P60466	RE0206P	P72165	AFS0895P		
P465M	RE0425S	P528M	AFS0563S	P60467	AFS0220P	P72165	RE0895P		
P466M	RE0422S	P528M	RE0563S	P60467	RE0220P	P72168	RE0660F		
P467E	AFS0427P	P529M	AFS0504S	P60469	AFS0206P	P72183	AFS0448P		
P467E	RE0427P	P529M	RE0504S	P60469	RE0206P	P72185	AFS0734P		
P467M	RE0423S	P577M	RE0453S	P60470	AFS0220P	P72186	RE0665P		
P470M	AFS0525S	P580M	RE0447S	P60470	RE0220P	P72187	RE0415P		
P470M	RE0525S	EP10S	AFS0324P	P60476	AFS0220P	P72188	AFS0416P		
P471M	AFS0483S	EP20S	AFS0561P	P60476	RE0220P	P72189	AFS0416P		
P471M	RE0483S	EP4000S	AFS0561P	P60482	AFS0220P	P72191	RE0414F		
P472M	AFS0449S	EP4001S	AFS0324P	P60482	RE0220P	P72192	AFS0427P		
P472M	RE0449S	EP4070	AFS0505P	P60491	AFS0206P	P72192	AFS0702F		
P473M	RE0426S	EP4594HP	AFS0505P	P60491	RE0206P	P72192	AFS0707F		
P474M	RE0466S	EP6018	AFS0505P	P60567	RE0219P	P72192	AFS0709F		
P475M	RE0426S	EP7101	AFS0472P	P60568	RE0219P	P72192	AFS0710F		
P476E	AFS0427P	EP7107	AFS0318P	P60852	AFS0220P	P72192	AFS0711F		
P476E	RE0427P	EP7108	AFS0319P	P60852	RE0220P	P72192	RE0427P		
P477E	AFS0427P	EP7109	AFS0001P	P60869	AFS0220P	P72193	AFS0355P		
P477E	RE0427P	EP7205	AFS0318P	P60869	RE0220P	P72193	AFS0462P		
P478H	AFS0427P	EP7216	AFS0324P	P60886	AFS0505P	P72194	AFS0028P		
P478H	RE0427P	EP7216	AFS0479P	P70090	AFS0324P	P72194	RE0028P		
P479H	AFS0427P	EP7227	AFS0319P	P70117	AFS0473P	P72195	AFS0503P		
P479H	RE0427P	EP7228	AFS0683P	P70174	AFS0143P	P72196	AFS0662P		
P480H	AFS0714F	EP7235	AFS0473P	P70199	AFS0318P	P72203	RE0658F		

CROSS REFERENCE

Mfg. Part No.	Our Part	Mfg. Part No.	Our Part	Mfg. Part No.	Our Part	Mfg. Part No.	Our Part
CARTER (cont.)		CARTER (cont.)		CARTER (cont.)		CARTER (cont.)	
P72206	RE0635P	P74015	AFS0143P	P74101	AFS0007P	P74165	RE0427P
P72214	AFS0355P	P74019	AFS0561P	P74102	AFS0007P	P74166	AFS0143P
P72223	RE0592P	P74025	AFS0121P	P74104	AFS0027P	P74167	AFS0209P
P72227	AFS0327P	P74028	AFS0001P	P74104	RE0027P	P74167	RE0207P
P72227	RE0327P	P74029	AFS0324P	P74107	AFS0022P	P74167	RE0209P
P72228	AFS0327P	P74032	RE0258P	P74107	RE0022P	P74169	AFS0017P
P72228	RE0327P	P74033	RE0266P	P74108	AFS0026P	P74170	RE0032S
P72230	AFS0462P	P74036	AFS0257P	P74108	RE0026P	P74170	RE0887P
P72232	AFS0427P	P74036	AFS0261P	P74109	AFS0274S	P74171	RE0135F
P72232	RE0427P	P74036	RE0257P	P74109	RE0274S	P74172	AFS0109P
P72233	AFS0427P	P74036	RE0261P	P74111	AFS0016P	P74172	RE0109P
P72233	RE0427P	P74037	AFS0206P	P74111	RE0016P	P74173	AFS0029P
P72235	AFS0427P	P74037	AFS0207P	P74112	AFS0017P	P74173	RE0029P
P72235	RE0427P	P74037	RE0206P	P74113	AFS0029P	P74174	AFS0029P
P72236	AFS0427P	P74037	RE0207P	P74113	RE0029P	P74174	RE0029P
P72236	RE0427P	P74039	AFS0204P	P74115	RE0261P	P74178	AFS0109P
P72237	AFS0427P	P74039	RE0204P	P74116	RE0266P	P74178	RE0109P
P72237	RE0427P	P74042	AFS0206P	P74117	RE0016P	P74179	AFS0226P
P72237	RE0458F	P74042	RE0206P	P74122	AFS0027P	P74184	AFS0029P
P72238	AFS0461P	P74045	AFS0205P	P74122	RE0027P	P74184	RE0029P
P72238	RE0297F	P74045	AFS0895P	P74126	AFS0204P	P74185	RE0183S
P72239	AFS0427P	P74047	AFS0204P	P74126	RE0204P	P74186	RE0566S
P72239	RE0427P	P74047	RE0204P	P74127	RE0283S	P74188	RE0409P
P72240	AFS0427P	P74051	AFS0204P	P74128	AFS0212P	P74201	RE0819S
P72240	RE0427P	P74051	RE0204P	P74128	RE0212P	P74203	RE0887P
P72241	AFS0427P	P74058	AFS0001P	P74130	AFS0411P	P74204	AFS0109P
P72241	AFS0701F	P74061M	RE0849S	P74131	AFS0226P	P74204	RE0109P
P72241	AFS0703F	P74062	AFS0001P	P74133	RE0383P	P74205	AFS0109P
P72241	RE0427P	P74064	AFS0007P	P74134	RE0214P	P74205	RE0109P
P72242	AFS0427P	P74065	AFS0007P	P74135	AFS0281S	P74206	AFS0109P
P72242	AFS0714F	P74067	AFS0005P	P74135	RE0281S	P74206	RE0109P
P72242	RE0427P	P74067	AFS0013P	P74138	AFS0029P	P74211	AFS0029P
P72243	AFS0427P	P74067	RE0005P	P74138	RE0029P	P74211	RE0029P
P72243	RE0427P	P74067	RE0013P	P74139	AFS0029P	P74212	RE0821P
P72244	AFS0416P	P74068	AFS0013P	P74139	RE0029P	P74214	RE0397P
P72244	RE0729P	P74068	RE0013P	P74140	AFS0212P	P74216	AFS0446P
P72245	AFS0416P	P74070	AFS0208P	P74140	RE0212P	P74216	RE0821P
P72246	AFS0416P	P74070	RE0208P	P74141	AFS0202P	P74222	AFS0407P
P72247	RE0435P	P74071	AFS0204P	P74141	RE0202P	P74224	AFS0895P
P72248	AFS0416P	P74071	RE0204P	P74142	AFS0202P	P74500S	AFS0209P
P72249	AFS0662P	P74072	AFS0220P	P74142	RE0202P	P74501H	AFS0291F
P72249	RE0668P	P74072	RE0220P	P74143	AFS0201P	P74501H	RE0291F
P72251	AFS0355P	P74074	AFS0209P	P74143	AFS0384P	P74502H	AFS0288F
P72251	AFS0427P	P74074	RE0209P	P74144	AFS0028P	P74502H	RE0288F
P72251	RE0427P	P74076	AFS0204P	P74144	RE0028P	P74503	AFS0262P
P72252	AFS0682P	P74077	AFS0505P	P74145	AFS0028P	P74503	RE0262P
P72253	AFS0684P	P74077	RE0204P	P74145	AFS0029P	P74504M	AFS0262P
P72255	AFS0669P	P74078	RE0264S	P74145	RE0028P	P74504M	RE0262P
P72257	AFS0683P	P74080	AFS0271S	P74145	RE0029P	P74505M	AFS0262P
P72258	AFS0448P	P74080	AFS0274S	P74149	AFS0017P	P74505M	RE0262P
P72259	RE0660F	P74080	RE0271S	P74150	RE0124F	P74506H	RE0286F
P72259	RE0724F	P74080	RE0274S	P74153	AFS0029P	P74509S	RE0042S
P72260	AFS0461P	P74082	AFS0262P	P74153	RE0029P	P74510S	RE0071S
P72262	RE0716F	P74082	RE0262P	P74156	AFS0005P	P74513S	AFS0007P
P72263	RE0713S	P74083	AFS0261P	P74156	RE0005P	P74514S	RE0041S
P74000	AFS0220P	P74083	RE0261P	P74157	AFS0029P	P74517S	RE0060S
P74000	RE0220P	P74084	AFS0257P	P74157	RE0029P	P74518S	AFS0061S
P74001	AFS0201P	P74084	RE0257P	P74158	AFS0427P	P74518S	RE0061S
P74002	AFS0220P	P74093	AFS0016P	P74158	RE0427P	P74519S	RE0098S
P74002	RE0220P	P74093	RE0016P	P74159	AFS0022P	P74521S	RE0040S
P74003	AFS0204P	P74094	AFS0016P	P74159	RE0022P	P74522S	AFS0062S
P74003	RE0204P	P74094	RE0016P	P74160	RE0217P	P74522S	RE0062S
P74006	AFS0202P	P74095	AFS0016P	P74162	AFS0427P	P74523S	RE0096S
P74006	AFS0206P	P74095	RE0016P	P74162	RE0427P	P74524S	RE0088S
P74006	RE0202P	P74097	AFS0001P	P74163	AFS0416P	P74525S	RE0090S
P74006	RE0206P	P74098	AFS0001P	P74164	AFS0427P	P74526S	RE0088S
P74009	AFS0204P	P74099	AFS0001P	P74164	RE0427P	P74527S	AFS0065S
P74009	RE0204P	P74100	AFS0001P	P74165	AFS0427P	P74527S	RE0065S

CROSS REFERENCE

Mfg. Part No.	Our Part	Mfg. Part No.	Our Part	Mfg. Part No.	Our Part	Mfg. Part No.	Our Part
CARTER (cont.)		CARTER (cont.)		CARTER (cont.)		CARTER (cont.)	
P74528S	AFS0038S	P74626S	RE0059S	P74679S	AFS0022P	P74735M	RE0499S
P74528S	RE0038S	P74627H	AFS0327P	P74679S	RE0022P	P74735M	RE0573S
P74529S	AFS0022P	P74627H	RE0327P	P74680S	AFS0022P	P74737M	AFS0310S
P74529S	RE0022P	P74628H	AFS0064S	P74680S	RE0022P	P74737M	RE0310S
P74529S	RE0145S	P74628H	RE0064S	P74681M	RE0490F	P74738M	AFS0563S
P74532S	AFS0047S	P74629F	AFS0268F	P74682M	RE0299S	P74738M	RE0563S
P74533S	RE0094S	P74629F	RE0268F	P74683M	RE0262P	P74739M	RE0504S
P74534S	AFS0049S	P74629H	AFS0268F	P74684H	RE0069S	P74740M	AFS0569S
P74537S	RE0104S	P74629H	RE0268F	P74685H	RE0074F	P74740M	RE0569S
P74539S	RE0083S	P74631H	AFS0268F	P74686S	RE0071S	P74741M	RE0525S
P74540S	AFS0047S	P74631H	RE0268F	P74688M	AFS0231S	P74742M	RE0141F
P74541S	AFS0013P	P74634M	AFS0265S	P74688M	RE0231S	P74743M	RE0031S
P74541S	RE0013P	P74634M	AFS0294S	P74689S	RE0032S	P74744M	RE0185S
P74542S	AFS0013P	P74634M	RE0265S	P74689S	RE0073S	P74745M	RE0215S
P74542S	RE0013P	P74634M	RE0294S	P74690M	AFS0413S	P74746M	RE0229S
P74543S	RE0088S	P74635H	RE0067F	P74690M	RE0413S	P74747M	RE0528S
P74544S	RE0090S	P74637M	AFS0271S	P74691M	AFS0411P	P74748M	RE0100S
P74545S	RE0089S	P74637M	RE0271S	P74693M	AFS0301S	P74749M	AFS0200S
P74546S	RE0090S	P74638H	AFS0067F	P74693M	RE0301S	P74749M	RE0200S
P74547S	RE0052S	P74638H	RE0067F	P74695M	AFS0299S	P74750M	RE0425S
P74548S	RE0053S	P74642H	RE0287F	P74695M	RE0299S	P74751M	RE0426S
P74549S	RE0054S	P74643S	RE0044F	P74697M	RE0493S	P74752M	RE0530S
P74550S	RE0055S	P74645S	AFS0056S	P74698M	AFS0308S	P74753M	AFS0252S
P74551S	RE0042S	P74645S	RE0056S	P74698M	RE0308S	P74753M	RE0252S
P74553H	RE0460F	P74646S	RE0046F	P74706M	AFS0304S	P74754M	RE0253S
P74554S	AFS0327P	P74647S	RE0046F	P74706M	RE0304S	P74755M	RE0429S
P74554S	RE0327P	P74648M	RE0262P	P74707M	AFS0496S	P74756M	RE0529S
P74555S	AFS0261P	P74649S	AFS0022P	P74707M	RE0496S	P74757M	RE0523S
P74555S	RE0261P	P74649S	RE0022P	P74708M	AFS0495S	P74758M	RE0452S
P74556S	RE0089S	P74651S	AFS0056S	P74708M	RE0495S	P74759M	RE0469S
P74572S	AFS0013P	P74651S	RE0056S	P74709M	RE0306S	P74760M	RE0437S
P74572S	RE0013P	P74652S	AFS0056S	P74710M	AFS0303S	P74761M	RE0438S
P74574F	RE0043F	P74652S	RE0056S	P74710M	RE0303S	P74763M	RE0466S
P74574H	RE0043F	P74653M	AFS0273S	P74711M	AFS0305S	P74764M	AFS0467S
P74576S	RE0088S	P74653M	RE0273S	P74711M	RE0305S	P74764M	RE0467S
P74579S	AFS0061S	P74654M	AFS0274S	P74712S	AFS0235S	P74765M	RE0485S
P74579S	RE0061S	P74654M	RE0274S	P74712S	RE0235S	P74766M	RE0468S
P74580S	AFS0062S	P74655M	RE0487S	P74714S	AFS0527S	P74767M	AFS0252S
P74580S	RE0062S	P74656M	RE0264S	P74714S	RE0527S	P74767M	RE0252S
P74581S	RE0097S	P74657M	AFS0271S	P74715S	AFS0244S	P74768M	AFS0442S
P74585S	RE0037S	P74657M	RE0271S	P74715S	RE0244S	P74768M	RE0442S
P74590S	AFS0036S	P74658M	AFS0282S	P74716S	AFS0240S	P74769M	AFS0443S
P74590S	RE0036S	P74658M	RE0282S	P74716S	RE0240S	P74769M	RE0443S
P74591S	AFS0036S	P74660M	RE0283S	P74717S	AFS0239S	P74770M	AFS0455S
P74591S	RE0039S	P74661M	RE0491S	P74717S	RE0239S	P74770M	RE0455S
P74592S	RE0091S	P74662M	AFS0277S	P74719S	AFS0056S	P74771M	AFS0482S
P74594S	AFS0056S	P74662M	RE0277S	P74719S	RE0056S	P74771M	RE0482S
P74594S	RE0056S	P74663M	AFS0278S	P74720H	RE0074F	P74772M	RE0524S
P74597S	RE0123S	P74663M	RE0278S	P74721H	RE0030S	P74773M	AFS0451S
P74598S	RE0102S	P74664H	RE0108F	P74722H	RE0106S	P74773M	RE0451S
P74601H	AFS0327P	P74665H	AFS0059S	P74723H	AFS0130S	P74774M	AFS0439S
P74601H	RE0327P	P74665H	RE0059S	P74723H	RE0130S	P74774M	RE0439S
P74602S	AFS0063S	P74667H	RE0124F	P74724H	RE0105F	P74775M	RE0440S
P74602S	RE0063S	P74668H	AFS0078S	P74725S	AFS0022P	P74776M	RE0440S
P74603S	RE0066S	P74668H	RE0078S	P74725S	RE0022P	P74777M	RE0422S
P74611S	AFS0099S	P74669H	AFS0070F	P74726S	AFS0022P	P74778M	AFS0499S
P74611S	RE0099S	P74669H	RE0070F	P74726S	RE0022P	P74778M	RE0499S
P74618M	RE0267S	P74671S	AFS0206P	P74727H	RE0072F	P74779M	RE0454S
P74620S	RE0075S	P74671S	RE0206P	P74728H	RE0072F	P74780M	RE0484S
P74621S	AFS0078S	P74672S	AFS0206P	P74729H	AFS0029P	P74781M	RE0434S
P74621S	RE0078S	P74672S	RE0206P	P74729H	RE0029P	P74782M	RE0420S
P74623H	RE0058F	P74673M	AFS0284S	P74730H	AFS0029P	P74784M	AFS0420S
P74623S	RE0058F	P74673M	RE0284S	P74730H	RE0029P	P74784M	RE0420S
P74625S	AFS0327P	P74674M	RE0280S	P74732M	AFS0307S	P74784M	RE0423S
P74625S	RE0327P	P74675M	AFS0281S	P74732M	RE0307S	P74785M	RE0424S
P74626H	AFS0059S	P74675M	RE0281S	P74734M	AFS0499S	P74786M	AFS0471S
P74626H	RE0059S	P74676M	AFS0292S	P74734M	RE0499S	P74786M	RE0471S
P74626S	AFS0059S	P74676M	RE0292S	P74735M	AFS0573S	P74787M	RE0483S

CROSS REFERENCE

Mfg. Part No.	Our Part	Mfg. Part No.	Our Part	Mfg. Part No.	Our Part	Mfg. Part No.	Our Part
CARTER (cont.)		CARTER (cont.)		CARTER (cont.)		CARTER (cont.)	
P74789M	RE0545S	P74852S	RE0341S	P74939M	RE0851S	P75040M	RE0566S
P74790M	RE0463S	P74853S	RE0243S	P74941M	RE0236S	P75041M	RE0764S
P74791M	RE0463S	P74854S	RE0250S	P74942M	RE0237S	P75042H	RE0124F
P74792M	AFS0406S	P74855S	RE0344S	P74943M	RE0213S	P75043M	RE0497S
P74792M	RE0406S	P74856S	AFS0111S	P74944M	RE0215S	P75045M	RE0562S
P74793M	AFS0406S	P74856S	RE0111S	P74945M	RE0100S	P75046M	RE0567S
P74793M	RE0406S	P74857S	RE0338S	P74946M	RE0229S	P75047M	RE0357S
P74794M	RE0546S	P74859S	RE0339S	P74948M	RE0227S	P75048M	RE0197S
P74795M	RE0548S	P74861S	RE0353S	P74949M	RE0410S	P75050M	RE0548S
P74797M	RE0457S	P74862S	RE0260S	P74951M	AFS0275S	P75051M	RE0822S
P74798M	RE0453S	P74863S	RE0243S	P74951M	RE0275S	P75053M	AFS0893S
P74799M	RE0447S	P74864S	RE0251S	P74952M	RE0279S	P75053M	RE0893S
P74800M	AFS0568S	P74865S	RE0254S	P74953M	RE0333S	P75185	RE0022P
P74800M	RE0568S	P74866S	RE0255S	P74954M	RE0335S	P75207	RE0887P
P74801M	AFS0573S	P74868S	RE0111S	P74955M	RE0336S	P75716S	AFS0240S
P74801M	RE0573S	P74869S	RE0225S	P74957M	RE0412S	P75716S	RE0240S
P74802	AFS0500S	P74870S	RE0338S	P74960M	RE0398S	P75911S	RE0256S
P74802M	RE0500S	P74871S	RE0342S	P74961M	RE0366S	P76022M	RE0878S
P74803M	AFS0564S	P74872S	RE0260S	P74962M	RE0340S	P76023M	RE0877S
P74803M	RE0564S	P74873S	RE0353S	P74963M	RE0744S	P76025M	RE0510S
P74804S	RE0032S	P74874S	RE0312S	P74965M	AFS0403S	P76032M	RE0778S
P74805S	RE0198S	P74875S	RE0309S	P74965M	RE0403S	P76046M	RE0510S
P74806H	RE0353S	P74876S	RE0313S	P74966M	AFS0757S	P76061M	AFS0849S
P74807H	RE0353S	P74877S	RE0312S	P74966M	RE0757S	P76095M	AFS0900S
P74808M	RE0338S	P74878S	RE0313S	P74967M	RE0822S	P76097M	AFS0901S
P74809H	RE0339S	P74879S	RE0314S	P74977M	RE0457S	P76133M	RE0899S
P74810M	RE0526S	P74880S	RE0243S	P74979M	AFS0823S	P76134M	RE0891S
P74811S	RE0312S	P74881S	RE0339S	P74979M	RE0823S	P76135M	RE0906S
P74812M	RE0030S	P74882S	RE0317S	P74981M	RE0401S	P76135M	RE0907S
P74813M	RE0187S	P74883S	RE0353S	P74982M	RE0548S	P77000H	AFS0205P
P74815S	RE0197S	P74885S	RE0317S	P74983M	RE0548S	P77001H	AFS0327P
P74816S	RE0309S	P74886S	RE0320S	P74984M	AFS0759S	P77001H	RE0327P
P74817M	AFS0245S	P74887S	RE0321S	P74984M	RE0759S	P77003H	AFS0205P
P74817M	RE0245S	P74888S	RE0323S	P74987M	RE0546S	P77006H	AFS0205P
P74818H	RE0250S	P74889S	RE0325S	P74988M	RE0832S	P77008H	RE0405F
P74819M	RE0572S	P74890S	RE0328S	P74989M	RE0829S	P77014S	AFS0433P
P74820M	RE0247S	P74891S	RE0330S	P74990M	RE0813S	P77022H	AFS0427P
P74821M	RE0506F	P74892S	RE0332S	P74991M	RE0354S	P77022H	RE0427P
P74823M	AFS0803S	P74893S	RE0198S	P74992M	RE0746S	P77043H	RE0405F
P74823M	RE0803S	P74896S	RE0570S	P74993M	RE0548S	P77046H	RE0405F
P74824M	RE0763S	P74898M	RE0439S	P74995M	RE0547S	P77049H	AFS0327P
P74825H	AFS0078S	P74900M	AFS0830S	P74997M	RE0747S	P77049H	RE0327P
P74825H	RE0078S	P74900M	RE0830S	P74998M	RE0743S	P77050H	AFS0327P
P74826M	AFS0234S	P74901M	RE0854S	P75002M	RE0131S	P77050H	RE0327P
P74826M	RE0234S	P74902M	RE0824S	P75003M	RE0295S	P77052H	AFS0327P
P74827M	AFS0418S	P74904M	RE0868S	P75006M	RE0437S	P77052H	RE0327P
P74827M	RE0481S	P74905M	RE0880S	P75014M	RE0389S	P77057H	AFS0427P
P74828M	AFS0454S	P74910M	RE0419S	P75017M	RE0550S	P77057H	RE0427P
P74828M	RE0454S	P74912M	AFS0402S	P75019M	RE0890S	P77058S	AFS0427P
P74829M	RE0825S	P74912M	RE0402S	P75021M	RE0241S	P77058S	RE0427P
P74830M	RE0759S	P74914M	RE0393S	P75023M	AFS0853S	P77064H	RE0415P
P74831M	AFS0544S	P74915M	AFS0449S	P75023M	RE0853S	P77065H	AFS0327P
P74831M	RE0544S	P74915M	RE0449S	P75024M	AFS0806S	P77065H	RE0327P
P74832M	RE0390S	P74916M	RE0454S	P75024M	RE0806S	P80000S	AFS0779S
P74833M	RE0392S	P74917M	RE0548S	P75025M	AFS0804S	P80001S	AFS0844S
P74834M	RE0481S	P74918M	RE0387S	P75025M	RE0804S	P80002S	AFS0845S
P74835M	RE0550S	P74920M	RE0386S	P75026M	AFS0778S	P82108	AFS0327P
P74836M	RE0391S	P74921M	RE0385S	P75026M	RE0778S	P82108	RE0327P
P74838M	RE0436S	P74927M	RE0484S	P75027M	AFS0811S	P775049S	RE0338S
P74841M	RE0827S	P74928M	AFS0759S	P75027M	RE0811S	PTS2013	AFS0327P
P74844M	RE0457S	P74928M	RE0759S	P75028M	RE0809S	PTS2013	RE0327P
P74845M	RE0430S	P74929M	RE0394S	P75029M	RE0810S	STS-1	RF0001
P74846M	AFS0755S	P74930M	RE0395S	P75030M	RE0808S	STS-2	RF0002
P74846M	RE0755S	P74933M	RE0547S	P75034M	RE0349S	STS-4	RF0003
P74847M	RE0466S	P74934M	AFS0480S	P75035M	RE0238S	STS-4	RF0004
P74849H	RE0243S	P74936M	RE0200S	P75036M	RE0232S	STS-6	RF0002
P74850H	RE0135F	P74937M	RE0837S	P75037M	RE0272S	STS-7	RF0004
P74851H	RE0315S	P74938M	RE0276S	P75039M	RE0571S	STS-8	RF0005

CROSS REFERENCE

Mfg. Part No.	Our Part	Mfg. Part No.	Our Part	Mfg. Part No.	Our Part	Mfg. Part No.	Our Part
CARTER (cont.)		CARTER (cont.)		CHRYSLER (cont.)		CHRYSLER (cont.)	
STS-9	RF0004	STS-93	RF0029	4495002	RE0268F	4763946	AFS0273S
STS-9	RF0006	STS-94	RF0030	4495088	RE0257P	4763946	RE0273S
STS-12	RF0006	STS-95	RF0031	4495088	RE0286F	4773804	AFS0277S
STS-12	RF0037	STS-97	RF0057	4495132	RE0264S	4773804	RE0277S
STS-13	RF0001	STS-99	RF0036	4495140	RE0267S	4778112	AFS0293S
STS-15	RF0020	STS-107	RF0044	4495163	AFS0268F	4778112	RE0293S
STS-16	RF0055	STS-108	RF0046	4495163	RE0268F	4778198	AFS0301S
STS-17	RF0016	STS-110	RF0048	4495391	RE0490F	4778198	RE0301S
STS-19	RF0017	STS-112	RF0050	4581342AA	AFS0803S	4796804	RE0267S
STS-20	RF0020	STS-113	RF0054	4637192	AFS0289S	4796804	RE0280S
STS-20	RF0022	STS-114	RF0056	4637192	RE0289S	4797880	AFS0257P
STS-21	RF0004	STS-115	RF0057	4638622	AFS0291F	4797880	RE0257P
STS-22	RF0004	STS-116	RF0003	4638622	RE0291F	4797880	RE0286F
STS-23	RF0004	STS-117	RF0059	4638624	RE0286F	4797882	AFS0257P
STS-24	RF0002	STS-118	RF0061	4682086	AFS0265S	4797882	RE0257P
STS-25	RF0004	STS-121	RF0069	4682086	RE0265S	4797882	RE0287F
STS-26	RF0008	STS-122	RF0070	4682087	AFS0268F	4797885	AFS0261P
STS-27	RF0020	STS-131	RF0078	4682087	RE0268F	4797885	AFS0291F
STS-27	RF0022	STS-131	RF0081	4682088	AFS0268F	4797885	RE0261P
STS-27	RF0048	STS-132	RF0080	4682088	RE0268F	4797885	RE0291F
STS-30	RF0001	STS-134	RF0081	4682260	AFS0265S	4797887	AFS0261P
STS-31	RF0004	STS-135	RF0114	4682260	RE0265S	4797887	AFS0288F
STS-33	RF0034	STS-136	RF0083	4682761	AFS0265S	4797887	RE0261P
STS-36	RF0034	STS-137	RF0084	4682761	AFS0294S	4797887	RE0288F
STS-38	RF0012	STS-138	RF0085	4682761	RE0265S	4798057	AFS0284S
STS-38	RF0021	STS-139	RF0086	4682761	RE0294S	4798057	RE0284S
STS-38	RF0024	STS-140	RF0092	4682761AB	AFS0294S	4798271	RE0308S
STS-38	RF0029	STS-202	RF0020	4682761AB	RE0294S	4798287	AFS0284S
STS-38	RF0060	STS-203	RF0047	4682761AC	AFS0265S	4798287	RE0284S
STS-38	RF0064	STS-206	RF0074	4682761AC	RE0265S	4798292	RE0299S
STS-40	RF0002	STS-207	RF0039	4720078	RE0264S	4798485	AFS0307S
STS-41	RF0047	STS-208	RF0039	4720388	RE0267S	4798485	RE0307S
STS-42	RF0003	STS-209	RF0019	4723358	AFS0277S	4798822	AFS0303S
STS-43	RF0021	STS-210	RF0040	4723358	RE0277S	4798822	RE0303S
STS-46	RF0011	STS-212	RF0040	4728729	AFS0273S	4798941	AFS0427P
STS-48	RF0010	STS-213	RF0019	4728729	RE0273S	4798941	RE0427P
STS-49	RF0038	STS-213	RF0040	4728730	AFS0271S	4798947	AFS0301S
STS-53	RF0021	STS-214	RF0012	4728730	RE0271S	4798947	RE0301S
STS-53	RF0051	STS-216	RF0002	4728731	RE0487S	4856073	RE0306S
STS-53	RF0052	STS-217	RF0002	4740370	RE0264S	4856095	AFS0305S
STS-53	RF0055	STS-218	RF0016	4741434	AFS0292S	4856095	RE0305S
STS-53	RF0072	STS-219	RF0027	4741434	RE0292S	4856260	RE0495S
STS-54	RF0019	STS-220	RF0033	4741717	AFS0277S	4856274	AFS0299S
STS-61	RF0004	STS-221	RF0025	4741717	RE0277S	4856274	RE0299S
STS-62	RF0004	STS-221	RF0028	4742670	AFS0268F	4863888	AFS0299S
STS-63	RF0055	STS-222	RF0049	4742670	RE0268F	4863888	RE0299S
STS-65	RF0003	STS-224	RF0090	4742671	AFS0268F	4863888AC	AFS0299S
STS-66	RF0004	STS-226	RF0065	4742671	RE0268F	4863888AC	RE0299S
STS-68	RF0045	STS-228	RF0073	4746250	AFS0304S	4863888AD	AFS0299S
STS-69	RF0026	STS-229	RF0052	4746250	RE0304S	4863888AD	RE0299S
STS-70	RF0068	CHRYSLER		4761646	RE0280S	4864035	AFS0292S
STS-71	RF0023	M33504841	AFS0205P	4762405	AFS0274S	4864035	RE0292S
STS-71	RF0065	4075445	RE0257P	4762405	RE0274S	4874172	RE0497S
STS-72	RF0032	4075445	RE0287F	4762406	AFS0274S	4874173AB	RE0566S
STS-72	RF0033	4203941	AFS0288F	4762406	RE0274S	4877666AD	AFS0573S
STS-72	RF0037	4203941	RE0288F	4762407	AFS0281S	4877666AD	RE0573S
STS-72	RF0053	4279296	AFS0288F	4762407	RE0281S	4882079	AFS0277S
STS-72	RF0068	4279296	RE0288F	4762408	AFS0281S	4882079	RE0277S
STS-73	RF0021	4419617	RE0257P	4762408	RE0281S	4882539	AFS0310S
STS-73	RF0023	4419617	RE0286F	4762539	AFS0271S	4883029	RE0308S
STS-74	RF0051	4419618	AFS0291F	4762539	RE0271S	4883261	RE0495S
STS-75	RF0065	4419618	RE0261P	4762540	RE0487S	4886298AA	AFS0563S
STS-76	RF0033	4419618	RE0291F	4762541	RE0283S	4897417AA	AFS0307S
STS-76	RF0078	4419623	RE0266P	4762543	RE0491S	4897417AA	RE0307S
STS-78	RF0060	4443065	RE0261P	4762964	AFS0427P	4897417AC	AFS0307S
STS-79	RF0062	4443157	RE0261P	4762964	RE0427P	4897417AC	RE0307S
STS-80	RF0063	4443419	RE0262P	4762996	AFS0274S	4897420AA	AFS0301S
STS-81	RF0071	4495002	AFS0268F	4762996	RE0274S	4897420AA	RE0301S

CROSS REFERENCE

Mfg. Part No.	Our Part	Mfg. Part No.	Our Part	Mfg. Part No.	Our Part	Mfg. Part No.	Our Part
CHRYSLER (cont.)		CHRYSLER (cont.)		CHRYSLER (cont.)		CHRYSLER (cont.)	
4897420AB	AFS0301S	5003869AA	RE0570S	5018873AA	RE0778S	52005099	RE0278S
4897420AB	RE0301S	5003958AA	AFS0803S	5018873AB	AFS0778S	52012356	AFS0563S
4897422AA	RE0306S	5003958AA	RE0803S	5018873AB	RE0778S	52017632	AFS0273S
4897424AA	AFS0304S	5003958AD	AFS0803S	5019003AA	AFS0803S	52017632	RE0273S
4897424AA	RE0304S	5003958AD	RE0803S	5019003AA	RE0803S	52017633	AFS0274S
4897424AB	AFS0304S	5010370AB	AFS0569S	5019003AB	AFS0803S	52017633	RE0274S
4897424AB	RE0304S	5010370AB	RE0569S	5072764AA	RE0810S	52017634	AFS0271S
4897425AB	AFS0304S	5010370AC	AFS0569S	5072764AB	RE0810S	52017634	RE0271S
4897425AB	RE0304S	5010370AC	RE0569S	5083317AA	AFS0564S	52017635	RE0487S
4897426AA	AFS0303S	5010370AD	AFS0569S	5085193AA	AFS0806S	52017814	AFS0271S
4897426AA	RE0303S	5010370AD	RE0569S	5085193AA	RE0806S	52017814	RE0271S
4897426AB	AFS0303S	5012273AA	AFS0563S	5086278AA	RE0869S	52017915	AFS0282S
4897426AB	RE0303S	5012273AA	RE0563S	5086286AA	RE0867S	52017915	RE0282S
4897426AC	AFS0303S	5012273AB	AFS0563S	5086286AB	RE0867S	52017916	RE0283S
4897426AC	RE0303S	5012273AB	RE0563S	5086650AC	AFS0901S	52018387	AFS0427P
4897426AD	AFS0303S	5012273AC	AFS0563S	5096149AA	AFS0778S	52018387	RE0427P
4897426AD	RE0303S	5012273AC	RE0563S	5096149AA	RE0778S	52018390	AFS0427P
4897428AA	AFS0496S	5012273AD	AFS0563S	5114296AA	RE0870S	52018390	RE0427P
4897428AA	RE0496S	5012273AD	RE0563S	5114297AA	RE0871S	52018391	AFS0427P
4897428AB	AFS0496S	5012380AA	RE0571S	5114545AA	AFS0900S	52018391	RE0427P
4897428AB	RE0496S	5012951AB	RE0567S	5114547AB	AFS0901S	52018613	AFS0282S
4897437AA	AFS0305S	5012951AC	RE0567S	5127562AA	AFS0849S	52018613	AFS0303S
4897437AA	RE0305S	5012952AB	RE0562S	5127562AB	AFS0849S	52018613	RE0282S
4897437AC	AFS0305S	5012953AB	RE0566S	5217796	AFS0257P	52018613	RE0303S
4897437AC	RE0305S	5012961AB	RE0497S	5217796	RE0257P	52018614	AFS0282S
4897493AA	AFS0504S	5012961AC	RE0497S	5217852	AFS0261P	52018614	RE0282S
4897493AA	RE0504S	5014024AA	AFS0277S	5217852	AFS0288F	52018796	RE0493S
4897494AA	AFS0563S	5014024AA	RE0277S	5217852	RE0261P	52018853	AFS0284S
4897494AA	RE0563S	5014211AA	AFS0282S	5217852	RE0288F	52018853	RE0284S
4897495AA	AFS0310S	5014211AA	RE0282S	5217856	AFS0291F	52102074AB	AFS0499S
4897495AA	RE0310S	5014318AA	RE0573S	5217856	RE0261P	52102074AC	AFS0499S
4897495AB	AFS0310S	5014318AC	AFS0573S	5217856	RE0291F	52102078	AFS0499S
4897495AB	RE0310S	5014318AC	RE0573S	5217863	AFS0262P	52102105	AFS0310S
4897666AA	AFS0573S	5014318AD	AFS0573S	5217863	RE0262P	52102173AB	AFS0564S
4897666AA	RE0573S	5014318AD	RE0573S	5217865	AFS0262P	52102173AC	AFS0564S
4897666AC	AFS0573S	5014318AE	AFS0806S	5217865	RE0262P	52102173AD	AFS0564S
4897666AC	RE0573S	5014318AE	RE0806S	5217866	AFS0262P	52102173AE	AFS0564S
4897667AA	AFS0499S	5014351AA	RE0763S	5217866	RE0262P	52102173AF	AFS0564S
4897667AA	RE0499S	5014351AB	RE0763S	5217891	AFS0262P	52102173AG	AFS0564S
4897667AB	AFS0499S	5014789AB	RE0568S	5217891	RE0262P	52102193	AFS0563S
4897667AD	AFS0499S	5014789AC	RE0568S	5217988	AFS0265S	52102356	AFS0563S
4897667AE	RE0499S	5014789AD	RE0568S	5217988	RE0265S	52102787AB	RE0810S
4897667AF	AFS0499S	5016221AA	AFS0803S	5278483AB	AFS0806S	52102788AA	RE0809S
4897667AF	RE0499S	5016221AA	RE0803S	5278483AB	RE0806S	52102788AB	RE0809S
4897754AA	RE0567S	5016221AB	AFS0803S	5278483AC	AFS0806S	52127581	AFS0284S
4897754AB	RE0567S	5017204AA	AFS0806S	5278483AC	RE0806S	52127581	RE0284S
4897755AB	RE0562S	5017204AA	RE0806S	5278483AD	AFS0806S	52127747	AFS0284S
4897804AA	AFS0500S	5017204AB	AFS0806S	5278483AD	RE0806S	52127747	RE0284S
4897804AA	RE0500S	5017204AB	RE0806S	5278483AE	AFS0806S	52127748	AFS0284S
4897804AB	AFS0500S	5017204AC	AFS0806S	5278483AE	RE0806S	52127748	RE0284S
4897804AB	RE0500S	5017204AC	RE0806S	33003592	RF0016	52127761	AFS0282S
4897804AC	AFS0500S	5017204AD	AFS0806S	50143188AA	AFS0573S	52127761	RE0282S
4897804AC	RE0500S	5017204AD	RE0806S	50413418AC	AFS0573S	52127763	AFS0282S
4897920AA	AFS0504S	5017204AE	AFS0806S	52004636	AFS0262P	52127763	RE0282S
4897920AA	RE0504S	5017204AE	RE0806S	52004636	RE0262P	52127850	AFS0299S
4897920AB	AFS0504S	5018056AB	RE0764S	52004641	AFS0262P	52127850	RE0299S
4897920AB	RE0504S	5018056AC	RE0764S	52004641	RE0262P	52177794	RE0257P
4897921AA	AFS0563S	5018691AA	AFS0804S	52004834	AFS0274S	83502751	RE0258P
4897921AA	RE0563S	5018691AA	RE0804S	52004834	RE0274S	83502752	RE0258P
5003465AA	AFS0564S	5018691AB	AFS0804S	52004835	AFS0273S	83502778	RE0258P
5003465AB	AFS0564S	5018691AB	RE0804S	52004835	RE0273S	83502779	RE0258P
5003465AD	AFS0564S	5018696AA	AFS0804S	52004837	RE0487S	83502994	RE0258P
5003465AE	AFS0564S	5018696AA	RE0804S	52004933	AFS0273S	83502995	RE0258P
5003855AA	RE0493S	5018696AB	AFS0804S	52004933	RE0273S	83503634	AFS0302S
5003861AA	RE0736S	5018696AB	RE0804S	52004934	AFS0274S	83503634	AFS0302S
5003867AA	AFS0495S	5018697AA	AFS0811S	52004934	RE0274S	83504619	AFS0262P
5003867AA	RE0495S	5018697AA	RE0811S	52004936	RE0487S	83504619	RE0262P
		5018873AA	AFS0778S	52005099	AFS0278S	MB400420	AFS0327P

CROSS REFERENCE

	Our Part	Mfg. Part No.	Our Part	Mfg. Part No.	Our Part	Mfg. Part No.	Our Part
	CHRYSLER (cont.)		DELPHI (cont.)		DELPHI (cont.)		
0	RE0327P	MR124881	AFS0427P	FE0106	RE0028P	FE0299	RE0109P
0	AFS0205P	MR124881	RE0427P	FE0107	AFS0029P	FE0300	AFS0109P
1	AFS0205P	MR124999	AFS0427P	FE0107	RE0029P	FE0300	RE0109P
2	AFS0205P	MR124999	RE0427P	FE0116	AFS0208P	FE0301	RE0887P
1	AFS0205P	MR134284	AFS0427P	FE0116	RE0208P	FE0302	AFS0109P
5	AFS0205P	MR134284	RE0427P	FE0118	AFS0029P	FE0302	RE0109P
7	AFS0205P	MR134804	AFS0427P	FE0118	RE0029P	FE0303	AFS0121P
4	AFS0205P	MR134804	RE0297F	FE0119	AFS0416P	FE0307	AFS0109P
0	AFS0327P	MR134804	RE0427P	FE0125	AFS0433P	FE0307	RE0109P
0	RE0327P	MR134806	AFS0427P	FE0133	AFS0642P	FE0308	AFS0109P
8	AFS0327P	MR134806	RE0427P	FE0134	AFS0461P	FE0308	RE0109P
8	RE0327P	MR134868	AFS0427P	FE0135	AFS0448P	FE0314	AFS0013P
3	AFS0205P	MR134868	RE0297F	FE0139	AFS0399P	FE0314	RE0013P
4	AFS0205P	MR134868	RE0427P	FE0141	AFS0017P	FE0316	AFS0016P
5	AFS0327P	MR134901	AFS0461P	FE0143	RE0487S	FE0316	RE0016P
5	RE0327P	MR208665	AFS0427P	FE0144	AFS0355P	FE0317	AFS0029P
8	AFS0205P	MR208665	RE0427P	FE0148	RE0415P	FE0317	RE0029P
9	AFS0205P	MR241080	AFS0427P	FE0149	AFS0461P	FE0318	AFS0023P
0	AFS0205P	MR241080	RE0427P	FE0151	AFS0355P	FE0319	AFS0199P
6	AFS0427P	MR241083	AFS0427P	FE0152	AFS0734P	FE0319	RE0109P
6	RE0427P	MR241083	RE0427P	FE0157	AFS0205P	FE0321	RE0887P
8	AFS0427P	MR241351	AFS0427P	FE0161	AFS0597P	FE0324	RE0202P
8	RE0427P	MR241351	RE0427P	FE0162	AFS0599P	FE0325	AFS0895P
8	AFS0327P	MR241394	AFS0427P	FE0168	AFS0462P	FE0325	AFS0895P
8	RE0327P	MR241394	RE0427P	FE0172	RE0029P	FE0325	RE0895P
3	AFS0427P	MR325884	AFS0427P	FE0174	RE0435P	FE0331	RE0592P
3	RE0427P	MR325884	RE0427P	FE0175	AFS0461P	FE0335	AFS0598P
7	AFS0427P	AW332718	AFS0427P	FE0176	AFS0355P	FE0342	AFS0355P
7	RE0427P	AW332718	RE0427P	FE0181	AFS0416P	FE0343	RE0665P
3	AFS0427P	AW334174	AFS0427P	FE0182	AFS0416P	FE0346	AFS0684P
3	RE0427P	AW334174	RE0427P	FE0184	AFS0023P	FE0348	RE0660F
2	AFS0427P	AW337327	AFS0427P	FE0189	AFS0023P	FE0356	AFS0343P
2	RE0427P	AW337327	RE0427P	FE0191	AFS0029P	FE0360	AFS0651P
3	AFS0427P	DELPHI		FE0191	RE0029P	FE0362	AFS0416P
3	RE0427P	FD0002	AFS0561P	FE0196	RE0415P	FE0366	AFS0461P
4	AFS0427P	FD0003	AFS0324P	FE0200	AFS0682P	FE0372	RE0592P
4	RE0427P	FD0009	AFS0201P	FE0201	RE0415P	FE0373	RE0592P
0	AFS0427P	FD0010	AFS0472P	FE0202	RE0415P	FE0377	RE0029P
0	RE0427P	FD0011	AFS0143P	FE0203	AFS0416P	FE0381	AFS0472P
1	AFS0427P	FD0012	AFS0322P	FE0204	AFS0023P	FE0389	AFS0355P
1	RE0427P	FD0013	AFS0121P	FE0206	AFS0329P	FE0390	AFS0329P
2	AFS0427P	FD0029	AFS0001P	FE0207	AFS0358P	FG0008	RE0423S
2	RE0427P	FD0030	AFS0318P	FE0211	AFS0669P	FG0012	AFS0411P
1	AFS0427P	FD0031	AFS0384P	FE0222	AFS0016P	FG0013	AFS0226P
1	RE0427P	FD0035	AFS0322P	FE0222	RE0016P	FG0014	AFS0411P
2	AFS0327P	FE0014	AFS0479P	FE0224	AFS0407P	FG0019	RE0253S
2	RE0327P	FE0053	AFS0257P	FE0225	RE0397P	FG0022	RE0524S
2	AFS0427P	FE0053	RE0257P	FE0230	RE0665P	FG0024	RE0526S
2	RE0327P	FE0054	RE0258P	FE0231	AFS0355P	FG0031	RE0419S
6	AFS0427P	FE0060	AFS0007P	FE0235	AFS0228P	FG0040	RE0423S
6	RE0427P	FE0063	AFS0205P	FE0240	AFS0029P	FG0041	RE0424S
4	AFS0427P	FE0066	AFS0261P	FE0240	RE0029P	FG0042	RE0425S
4	RE0427P	FE0066	RE0261P	FE0244	AFS0029P	FG0044	RE0426S
3	AFS0427P	FE0070	AFS0005P	FE0244	RE0029P	FG0045	RE0426S
3	RE0427P	FE0070	RE0005P	FE0252	AFS0355P	FG0048	RE0529S
6	AFS0427P	FE0072	AFS0214P	FE0253	AFS0205P	FG0059	RE0453S
6	RE0427P	FE0072	RE0214P	FE0258	AFS0355P	FG0060	RE0447S
9	AFS0427P	FE0073	RE0383P	FE0259	AFS0416P	FG0064	RE0469S
9	RE0427P	FE0074	RE0415P	FE0269	RE0665P	FG0074	RE0466S
0	AFS0427P	FE0076	AFS0895P	FE0273	AFS0662P	FG0076	RE0485S
0	RE0427P	FE0079	AFS0262P	FE0282	AFS0462P	FG0078	RE0468S
7	AFS0427P	FE0079	RE0262P	FE0294	RE0029P	FG0094	RE0440S
7	RE0427P	FE0089	AFS0355P	FE0296	AFS0109P	FG0095	RE0440S
2	AFS0318P	FE0099	AFS0358P	FE0296	RE0109P	FG0096	RE0422S
2	AFS0318P	FE0102	RE0217P	FE0297	RE0887P	FG0102	RE0386S
5	AFS0427P	FE0105	AFS0027P	FE0298	AFS0109P	FG0116	RE0394S
5	RE0297F	FE0105	RE0027P	FE0298	RE0109P	FG0118	RE0457S
5	RE0427P	FE0106	AFS0028P	FE0299	AFS0109P	FG0119	RE0395S

CROSS REFERENCE

Mfg. Part No.	Our Part	Mfg. Part No.	Our Part	Mfg. Part No.	Our Part	Mfg. Part No.	Our Part
DELPHI (cont.)		DELPHI (cont.)		DELPHI (cont.)		FACET (cont.)	
FG0122	RE0892S	FG0430	AFS0811S	FS0075	RF0024	FEP3240	AFS0206P
FG0123	RE0824S	FG0430	RE0811S	FS0076	RF0025	FEP3240	RE0206P
FG0139	RE0398S	FG0432	RE0855S	FS0077	RF0026	FEP3265	AFS0207P
FG0140	RE0457S	FG0837	AFS0893S	FS0079	RF0028	FEP3265	RE0207P
FG0145	RE0822S	FGD233	AFS0310S	FS0080	RF0029	FEP3270	AFS0209P
FG0146	RE0463S	FGO085	AFS0480S	FS0082	RF0031	FEP3270	RE0209P
FG0154	RE0385S	FGO235	AFS0563S	FS0083	RF0032	FEP3290	AFS0212P
FG0158	RE0826S	FGO237	AFS0499S	FS0085	RF0034	FEP3290	RE0212P
FG0161	RE0401S	FGO238	AFS0564S	FS0087	RF0037	FEP3902	AFS0220P
FG0169	RE0546S	FGO279	AFS0803S	FS0088	RF0051	FEP3902	RE0220P
FG0202	RE0299S	FS0001	RF0001	FS0089	RF0059	FEP7000	AFS0257P
FG0204	RE0267S	FS0002	RF0002	FS0091	RF0052	FEP7000	RE0257P
FG0211	RE0830S	FS0003	RF0002	FS0092	RF0059	FEP7012	AFS0261P
FG0213	RE0504S	FS0004	RF0003	FS0093	RF0052	FEP7012	RE0261P
FG0216	RE0660F	FS0005	RF0002	FS0095	RF0063	FEP7030M	AFS0265S
FG0218	RE0724F	FS0006	RF0002	FS0096	RF0078	FEP7030M	RE0265S
FG0220	RE0491S	FS0007	RF0004	FS0097	RF0034	FEP7040M	AFS0268F
FG0225	RE0495S	FS0008	RF0001	FS0099	RF0081	FEP7040M	RE0268F
FG0227	AFS0573S	FS0009	RF0005	FS0100	RF0087	FEP7055M	AFS0278S
FG0227	RE0573S	FS0010	RF0006	FS0101	RF0036	FEP7055M	RE0278S
FG0228	RE0499S	FS0011	RF0002	FS0103	RF0053	FEP7077M	AFS0294S
FG0230	RE0496S	FS0012	RF0001	FS0104	RF0113	FEP7077M	RE0294S
FG0232	RE0572S	FS0013	RF0001	FS0108	RF0087	FEP8023	AFS0327P
FG0233	RE0310S	FS0014	RF0004	FS0109	RF0069	FEP8023	RE0327P
FG0234	RE0504S	FS0015	RF0008	FS0110	RF0069	FEP8229	AFS0427P
FG0235	RE0563S	FS0016	RF0004	FS0127	RF0069	FEP8229	RE0427P
FG0236	RE0499S	FS0017	RF0004	FS0130	RF0087	FEP8235	AFS0355P
FG0237	AFS0573S	FS0018	RF0003	FS0133	RF0001	FORD	
FG0237	RE0573S	FS0019	RF0004	FS0135	RF0002	1F1Z-9H307-BD	RE0819S
FG0238	RE0564S	FS0020	RF0002	FS0137	RF0006	1F1Z-9H307-GA	RE0819S
FG0258	RE0825S	FS0021	RF0002	FS0138	RF0074	1F2Z-9H307-AA	RE0366S
FG0261	RE0830S	FS0022	RF0001	FS0139	RF0004	1L5Z-9H307FA	RE0746S
FG0268	RE0822S	FS0023	RF0010	FS0142	RF0051	1L5Z-9H307FE	RE0746S
FG0269	RE0829S	FS0024	RF0003	FS0143	RF0039	1L5Z-9H307-EE	RE0747S
FG0278	RE0568S	FS0025	RF0001	FS0152	RF0092	2F1Z-9H307CA	RE0820S
FG0279	RE0803S	FS0026	RF0004	FS0154	RF0032	2F1Z-9H307FA	RE0820S
FG0280	RE0763S	FS0027	RF0004	FS0155	RF0019	2L1Z-9H307-BF	RE0878S
FG0285	RE0855S	FS0028	RF0010	FS0156	RF0040	2L1Z-9H307-CG	RE0877S
FG0289	RE0712S	FS0029	RF0004	FS0160	RF0052	3S4Z-9H307-AB	RE0906S
FG0326	RE0890S	FS0030	RF0010	FS0161	RF0055	4C2Z-9H307-CB	AFS0903S
FG0329	RE0889S	FS0031	RF0010	FS0162	RF0059	4C2Z-9H307-CB	RE0903S
FG0330	RE0888S	FS0034	RF0004	FS0163	RF0068	4F1Z-9H307-B	RE0891S
FG0344	RE0830S	FS0048	RF0011	FS0165	RF0081	4L2Z-9H307-DC	RE0876S
FG0348	RE0401S	FS0049	RF0021	FS0166	RF0080	4L3Z-9H307-AF	RE0896S
FG0352	AFS0885S	FS0050	RF0011	FS0167	RF0081	4L3Z-9H307-BF	RE0896S
FG0359	RE0852S	FS0051	RF0020	FS0168	RF0114	4L3Z-9H307-CF	RE0897S
FG0360	RE0242S	FS0052	RF0019	FS0169	RF0083	4L3Z-9H307-DF	RE0898S
FG0361	RE0241S	FS0053	RF0016	FS0170	RF0084	52CZ-9H307-B	RE0905S
FG0362	RE0236S	FS0054	RF0040	FS0176	RF0011	5L1Z-9H307-A	RE0899S
FG0363	RE0349S	FS0055	RF0050	FACET		5R3Z-9H307-AC	AFS0902S
FG0365	RE0741S	FS0056	RF0050	FEP2000	AFS0001P	5R3Z-9H307-AC	RE0902S
FG0366	RE0354S	FS0057	RF0019	FEP2015	AFS0007P	62CZ-9H307-BB	RE0905S
FG0367	RE0264S	FS0058	RF0032	FEP2042	AFS0016P	6C2Z-9H307-AA	RE0904S
FG0368	RE0308S	FS0059	RF0047	FEP2042	RE0016P	6C2Z-9H307-CA	AFS0903S
FG0369	RE0660F	FS0060	RF0040	FEP2044	AFS0017P	6C2Z-9H307-CA	RE0903S
FG0370	RE0280S	FS0061	RF0040	FEP2059MN	AFS0022P	6F1Z-9H307-B	RE0891S
FG0371	RE0030S	FS0062	RF0020	FEP2059MN	RE0022P	6L1Z-9H307-A	RE0899S
FG0376	RE0813S	FS0063	RF0034	FEP2064MN	AFS0026P	6L5X-9H307-AA	RE0872S
FG0377	RE0493S	FS0064	RF0012	FEP2064MN	RE0026P	6L5Z-9H307-BA	RE0873S
FG0387	RE0893S	FS0065	RF0039	FEP2065	AFS0027P	6L5Z-9H307-CA	RE0874S
FG0392	RE0875S	FS0066	RF0021	FEP2065	RE0027P	6R3Z-9H307-AC	AFS0902S
FG0411	AFS0893S	FS0067	RF0039	FEP2068	AFS0029P	6R3Z-9H307-AC	RE0902S
FG0411	RE0893S	FS0068	RF0006	FEP2068	RE0029P	6S4X-9H307-A	RE0907S
FG0412	RE0430S	FS0069	RF0040	FEP2157	AFS0109P	7R3Z-9H307-A	AFS0902S
FG0414	RE0717F	FS0070	RF0019	FEP2157	RE0109P	7R3Z-9H307-A	RE0902S
FG0422	RE0563S	FS0071	RF0040	FEP2182	AFS0121P	7R3Z-9H307-C	AFS0902S
FG0423	RE0809S	FS0072	RF0015	FEP3212	AFS0204P	7R3Z-9H307-C	RE0902S
FG0424	RE0810S	FS0073	RF0022	FEP3212	RE0204P	F0AZ-9H307-A	RE0075S

CROSS REFERENCE

Mfg. Part No.	Our Part	Mfg. Part No.	Our Part	Mfg. Part No.	Our Part	Mfg. Part No.	Our Part
FORD (cont.)		FORD (cont.)		FORD (cont.)		FORD (cont.)	
F0AZ-9H307-C	RE0075S	E1VZ-9350-B	AFS0121P	F2UZ-9A407-B	AFS0022P	F3TZ-9A407-G	RE0154S
F0AZ-9H307-D	RE0075S	F1ZZ-9A407-B	AFS0067F	F2UZ-9A407-B	RE0022P	F3TZ-9A407-H	AFS0026P
F0BZ-9350-A	AFS0327P	F1ZZ-9A407-B	RE0067F	F2UZ-9A407-C	AFS0026P	F3TZ-9A407-H	RE0026P
F0BZ-9350-A	RE0327P	F1ZZ-9A407-C	AFS0067F	F2UZ-9A407-C	RE0026P	F3TZ-9A407-H	RE0155S
F0CZ-9A407-A	AFS0063S	F1ZZ-9A407-C	RE0067F	F2UZ-9A407-CA	AFS0022P	F3TZ-9A407-J	AFS0022P
F0CZ-9A407-A	RE0016P	F23Z-9A407-A	AFS0059S	F2UZ-9A407-CA	RE0022P	F3TZ-9A407-J	RE0022P
F0CZ-9A407-A	RE0063S	F23Z-9A407-A	RE0027P	F2UZ-9A407-CA	RE0161S	F3TZ-9A407-J	RE0157S
F0DZ-9H307-A	RE0016P	F23Z-9A407-A	RE0059S	F2UZ-9A407-D	AFS0022P	F3TZ-9A407-K	AFS0022P
F0DZ-9H307-A	RE0066S	F23Z-9H307-A	AFS0059S	F2UZ-9A407-D	RE0022P	F3TZ-9A407-K	RE0022P
F0DZ-9H307-C	RE0071S	F23Z-9H307-A	RE0027P	F2UZ-9A407-D	RE0162S	F3TZ-9A407-K	RE0158S
F0SZ-9H307-A	AFS0056S	F23Z-9H307-A	RE0059S	F2UZ-9H307-A	AFS0022P	F3TZ-9A407-L	AFS0022P
F0SZ-9H307-A	RE0056S	F29Z-9H307-A	AFS0065S	F2UZ-9H307-A	RE0022P	F3TZ-9A407-L	RE0022P
F0SZ-9H307-B	AFS0056S	F29Z-9H307-A	RE0065S	F2UZ-9H307-A	RE0159S	F3TZ-9A407-L	RE0156S
F0SZ-9H307-B	RE0056S	F2AZ-9A407-A	AFS0078S	F2UZ-9H307-B	AFS0022P	F3TZ-9A407-M	AFS0022P
F0TZ-9A407-A	AFS0022P	F2AZ-9A407-A	RE0029P	F2UZ-9H307-B	RE0022P	F3TZ-9A407-M	RE0022P
F0TZ-9A407-A	RE0022P	F2AZ-9A407-A	RE0078S	F2UZ-9H307-B	RE0160S	F3TZ-9A407-N	AFS0022P
F0TZ-9H307-A	AFS0022P	F2AZ-9H307-A	AFS0078S	F2UZ-9H307-C	AFS0022P	F3TZ-9A407-N	RE0022P
F0TZ-9H307-A	RE0022P	F2AZ-9H307-A	RE0078S	F2UZ-9H307-C	RE0022P	F3TZ-9A407-P	AFS0026P
F0TZ-9H307-A	RE0146S	F2AZ-9H307-B	AFS0078S	F2UZ-9H307-C	RE0161S	F3TZ-9A407-P	RE0026P
F0TZ-9H307-B	AFS0022P	F2AZ-9H307-B	RE0078S	F2UZ-9H307-D	AFS0022P	F3TZ-9A407-R	AFS0022P
F0TZ-9H307-B	RE0022P	F2PZ-9A407-A	AFS0078S	F2UZ-9H307-D	RE0022P	F3TZ-9A407-R	RE0022P
F0TZ-9H307-B	RE0147S	F2PZ-9A407-A	RE0078S	F2UZ-9H307-D	RE0162S	F3TZ-9A407-S	AFS0022P
F0TZ-9H307-C	AFS0026P	F2SZ-9H307-A	AFS0056S	F2VY-9A407-A	AFS0078S	F3TZ-9A407-S	RE0022P
F0TZ-9H307-C	RE0026P	F2SZ-9H307-A	RE0056S	F2VY-9A407-A	RE0029P	F3TZ-9A407-T	AFS0022P
F0TZ-9H307-C	RE0148S	F2SZ-9H307-B	AFS0056S	F2VY-9A407-A	RE0078S	F3TZ-9A407-T	RE0022P
F0TZ-9H307-D	AFS0022P	F2SZ-9H307-B	RE0056S	F3Z2-9A407-A	RE0029P	F3TZ-9A407-T	RE0158S
F0TZ-9H307-D	RE0022P	F2TZ-9A407-A	AFS0022P	F3Z2-9A407-A	RE0108F	F3TZ-9H307-B	RE0172S
F0TZ-9H307-D	RE0149S	F2TZ-9A407-A	RE0022P	E35Y-9350-C	AFS0001P	F3UZ-9A407-A	AFS0022P
F0TZ-9H307-L	AFS0064S	F2TZ-9A407-A	RE0153S	F39Z-9H307-A	AFS0065S	F3UZ-9A407-A	RE0022P
F0TZ-9H307-L	RE0064S	F2TZ-9A407-B	AFS0022P	F39Z-9H307-A	RE0065S	F3UZ-9A407-A	RE0159S
F0TZ-9H307-M	RE0172S	F2TZ-9A407-B	RE0022P	E3AZ-9350-A	AFS0121P	F3UZ-9A407-B	AFS0022P
F0UZ-9H307-A	RE0005P	F2TZ-9A407-B	RE0154S	E3AZ-9350-B	AFS0121P	F3UZ-9A407-B	RE0022P
F0VY-9H307-A	RE0075S	F2TZ-9A407-CA	AFS0026P	E3AZ-9350-B	RE0046F	F3UZ-9A407-C	AFS0022P
F0VY-9H307-C	AFS0078S	F2TZ-9A407-CA	RE0026P	F3DZ-9H307-D	RE0071S	F3UZ-9A407-C	RE0022P
F0VY-9H307-C	RE0078S	F2TZ-9A407-D	AFS0022P	F3DZ-9H307-E	RE0016P	F3UZ-9A407-C	RE0161S
F0VY-9H307-D	AFS0078S	F2TZ-9A407-D	RE0022P	F3DZ-9H307-E	RE0066S	F3UZ-9A407-D	AFS0022P
F0VY-9H307-D	RE0078S	F2TZ-9A407-D	RE0156S	F3DZ-9H307-E	AFS0026P	F3UZ-9A407-D	RE0022P
F13Z-9H307-A	AFS0059S	F2TZ-9A407-DA	AFS0022P	F3HZ-9A407-A	RE0026P	F3UZ-9A407-D	RE0162S
F13Z-9H307-A	RE0016P	F2TZ-9A407-DA	RE0022P	F3LY-9A407-A	RE0124F	F3UZ-9H307-C	AFS0022P
F13Z-9H307-A	RE0059S	F2TZ-9A407-DA	RE0156S	F3LY-9A407-B	RE0124F	F3UZ-9H307-C	RE0022P
F1DZ-9H307-A	RE0071S	F2TZ-9A407-E	AFS0022P	F3OY-9H307-A	RE0016P	F3UZ-9H307-C	RE0161S
F1DZ-9H307-B	AFS0036S	F2TZ-9A407-E	RE0022P	F3OY-9H307-A	RE0037S	E3VY-9350-A	AFS0121P
F1DZ-9H307-B	RE0016P	F2TZ-9A407-E	RE0157S	F3SZ-9H307-A	AFS0056S	E3VZ-9350-A	AFS0121P
F1DZ-9H307-B	RE0036S	F2TZ-9A407-EA	AFS0022P	F3SZ-9H307-A	RE0056S	E3VZ-9350-A	RE0044F
F1DZ-9H307-C	RE0016P	F2TZ-9A407-EA	RE0022P	F3SZ-9H307-B	AFS0056S	F3XY-9A407-A	AFS0028P
E1HZ-9350-A	AFS0121P	F2TZ-9A407-K	AFS0022P	F3SZ-9H307-B	RE0056S	F3XY-9A407-A	RE0028P
E1HZ-9350-A	AFS0050P	F2TZ-9A407-K	RE0022P	F3SZ-9H307-D	AFS0056S	F3XY-9A407-B	AFS0028P
F1HZ-9A407-A	RE0151F	F2TZ-9A407-K	RE0158S	F3SZ-9H307-D	RE0056S	F3XY-9A407-B	AFS0070F
F1HZ-9A407-B	RE0037S	F2TZ-9H307-A	AFS0022P	F3TZ-9A407-A	AFS0022P	F3XY-9A407-B	RE0028P
F1HZ-9A407-B	RE0152F	F2TZ-9H307-A	RE0022P	F3TZ-9A407-A	RE0022P	F3XY-9A407-B	RE0070F
F1JY-9350-A	AFS0327P	F2TZ-9H307-A	RE0153S	F3TZ-9A407-A	RE0153S	E3ZZ-9350-B	AFS0001P
F1JY-9350-A	RE0327P	F2TZ-9H307-B	AFS0022P	F3TZ-9A407-B	AFS0022P	F3ZZ-9A407-B	AFS0067F
F1PY-9A407-A	AFS0078S	F2TZ-9H307-B	RE0022P	F3TZ-9A407-B	RE0022P	F3ZZ-9A407-B	RE0067F
F1PY-9A407-A	RE0078S	F2TZ-9H307-B	RE0154S	F3TZ-9A407-B	RE0154S	F42Z-9350-A	AFS0029P
F1SZ-9H307-A	AFS0056S	F2TZ-9H307-C	AFS0026P	F3TZ-9A407-C	AFS0026P	F42Z-9350-A	RE0029P
F1SZ-9H307-A	RE0056S	F2TZ-9H307-C	RE0026P	F3TZ-9A407-C	RE0026P	F42Z-9350-A	RE0074F
F1SZ-9H307-B	AFS0056S	F2TZ-9H307-C	RE0155S	F3TZ-9A407-C	RE0155S	F43Z-9A407-A	AFS0029P
F1SZ-9H307-B	RE0056S	F2TZ-9H307-D	AFS0022P	F3TZ-9A407-D	AFS0022P	F43Z-9A407-A	RE0029P
F1SZ-9H307-C	AFS0056S	F2TZ-9H307-D	RE0022P	F3TZ-9A407-D	RE0022P	F4CZ-9A407-B	AFS0027P
F1SZ-9H307-C	RE0056S	F2TZ-9H307-D	RE0156S	F3TZ-9A407-D	RE0156S	F4CZ-9A407-B	RE0027P
F1TZ-9H307-B	AFS0099S	F2TZ-9H307-E	RE0157S	F3TZ-9A407-E	AFS0022P	E4DZ-9350-A	AFS0001P
F1TZ-9H307-B	RE0099S	F2TZ-9H307-K	AFS0022P	F3TZ-9A407-E	RE0022P	F4DZ-9350-AFFV	RE0127S
F1TZ-9H307-D	AFS0038S	F2TZ-9H307-K	RE0022P	F3TZ-9A407-E	RE0157S	E4DZ-9350-B	AFS0001P
F1TZ-9H307-D	RE0038S	F2TZ-9H307-K	RE0158S	F3TZ-9A407-F	AFS0022P	E4DZ-9H307-A	AFS0013P
F1UZ-9A407-B	RE0123S	F2TZ-9H307-L	AFS0099S	F3TZ-9A407-F	RE0022P	E4DZ-9H307-A	RE0013P
F1VY-9H307-A	AFS0078S	F2TZ-9H307-L	RE0099S	F3TZ-9A407-F	RE0153S	E4DZ-9H307-C	AFS0013P
F1VY-9H307-A	RE0078S	F2UZ-9A407-A	AFS0022P	F3TZ-9A407-G	AFS0022P	E4DZ-9H307-C	RE0013P
E1VZ-9350-A	AFS0121P	F2UZ-9A407-A	RE0022P	F3TZ-9A407-G	RE0022P	E4DZ-9H307-D	AFS0013P

CROSS REFERENCE

Mfg. Part No.	Our Part	Mfg. Part No.	Our Part	Mfg. Part No.	Our Part	Mfg. Part No.	Our Part
FORD (cont.)		FORD (cont.)		FORD (cont.)		FORD (cont.)	
E4DZ-9H307-D	RE0013P	F4TZ-9H307-H	RE0167S	F5UZ-9A407-A	AFS0022P	F6PZ-9350-FA	RE0106S
E4DZ-9H307-E	AFS0013P	F4TZ-9H307-J	AFS0022P	F5UZ-9A407-A	RE0022P	F6RZ-9350-AA	RE0073S
E4DZ-9H307-E	RE0013P	F4TZ-9H307-J	RE0022P	F5UZ-9A407-A	RE0159S	F6SZ-9350-AB	AFS0056S
F4DZ-9H307-A	AFS0016P	F4TZ-9H307-J	RE0168S	F5UZ-9A407-B	AFS0022P	F6SZ-9350-AB	RE0056S
F4DZ-9H307-A	AFS0036S	F4TZ-9H307-K	AFS0022P	F5UZ-9A407-B	RE0022P	F6TZ-9A407-AA	AFS0022P
F4DZ-9H307-A	RE0016P	F4TZ-9H307-K	RE0022P	F5UZ-9A407-B	RE0162S	F6TZ-9A407-AA	RE0022P
F4DZ-9H307-A	RE0036S	F4TZ-9H307-M	AFS0022P	F5UZ-9A407-C	AFS0022P	F6TZ-9A407-AA	RE0173S
F4DZ-9H307-B	AFS0029P	F4TZ-9H307-M	RE0022P	F5UZ-9A407-C	RE0022P	F6TZ-9A407-BA	AFS0022P
F4DZ-9H307-B	RE0029P	F4XY-9A407-A	AFS0070F	F5UZ-9A407-C	RE0161S	F6TZ-9A407-BA	RE0022P
F4DZ-9H307-B	RE0037S	F4XY-9A407-A	RE0070F	F5UZ-9A407-CE	AFS0022P	F6TZ-9A407-BA	RE0174S
F4DZ-9H307-D	RE0071S	F4XZ-9A407-A	AFS0028P	F5UZ-9A407-CE	RE0022P	F6TZ-9A407-CA	AFS0026P
F4PZ-9H307-A	AFS0029P	F4XZ-9A407-A	AFS0070F	F5UZ-9A407-CE	RE0161S	F6TZ-9A407-CA	RE0026P
F4PZ-9H307-A	RE0029P	F4XZ-9A407-A	RE0028P	F5UZ-9H307-BD	AFS0022P	F6TZ-9A407-CA	RE0175S
F4PZ-9H307-A	RE0039S	F4XZ-9A407-A	RE0070F	F5UZ-9H307-BD	RE0022P	F6TZ-9A407-DA	AFS0022P
E4SZ-9H307-C	AFS0013P	F4ZZ-9350-C	RE0506F	F5UZ-9H307-BD	RE0162S	F6TZ-9A407-DA	RE0022P
E4SZ-9H307-C	RE0013P	F4ZZ-9350-D	RE0506F	E5ZZ-9A407-A	RE0067F	F6TZ-9A407-DA	RE0176S
F4SZ-9H307-D	AFS0056S	F4ZZ-9A407-B	RE0506F	E5ZZ-9A407-B	RE0067F	F6TZ-9A407-EA	AFS0022P
F4SZ-9H307-D	RE0056S	F4ZZ-9A407-E	RE0506F	F60Y-9350-A	RE0131S	F6TZ-9A407-EA	RE0022P
F4TZ-9A407-A	AFS0022P	F4ZZ-9A407-F	RE0506F	F60Y-9350-AD	RE0131S	F6TZ-9A407-EA	RE0177S
F4TZ-9A407-A	RE0022P	F52Z-9350-AA	AFS0029P	F60Z-9350-AE	RE0131S	F6TZ-9A407-KA	AFS0022P
F4TZ-9A407-A	RE0165S	F52Z-9350-AA	RE0029P	F60Z-9350-D	RE0131S	F6TZ-9A407-KA	RE0022P
F4TZ-9A407-B	AFS0022P	F52Z-9350-AA	RE0074F	F65Z-9A407-AA	AFS0029P	E6TZ-9H307-A	RE0052S
F4TZ-9A407-B	RE0022P	E53Z-9H307-A	AFS0007P	F65Z-9A407-AA	RE0029P	F6TZ-9H307-AA	RE0172S
F4TZ-9A407-B	RE0166S	E55Y-9A407-A	RE0058F	F65Z-9A407-BA	AFS0029P	F6TZ-9H307-BA	AFS0022P
F4TZ-9A407-C	AFS0026P	F57Z-9H307-B	AFS0022P	F65Z-9A407-BA	RE0029P	F6TZ-9H307-BA	RE0022P
F4TZ-9A407-C	RE0026P	F57Z-9H307-B	RE0022P	F67Z-9H307-AA	AFS0022P	F6TZ-9H307-BA	RE0174S
F4TZ-9A407-C	RE0167S	F57Z-9H307-B	RE0170S	F67Z-9H307-AA	RE0022P	F6UZ-9A407-AA	AFS0022P
F4TZ-9A407-D	AFS0022P	F57Z-9H307-C	AFS0022P	F67Z-9H307-AA	RE0182S	F6UZ-9A407-AA	RE0022P
F4TZ-9A407-D	RE0022P	F57Z-9H307-C	RE0022P	F67Z-9H307-BA	AFS0022P	F6UZ-9A407-AA	RE0179S
F4TZ-9A407-D	RE0164S	F57Z-9H307-C	RE0171S	F67Z-9H307-BA	RE0022P	F6UZ-9A407-BA	AFS0022P
F4TZ-9A407-E	AFS0022P	F57Z-9H307-D	AFS0022P	F67Z-9H307-BA	RE0183S	F6UZ-9A407-BA	RE0022P
F4TZ-9A407-E	RE0022P	F57Z-9H307-D	RE0022P	F68Z-9A407-A	RE0072F	F6UZ-9A407-BA	RE0180S
F4TZ-9A407-E	RE0168S	F57Z-9H307-E	AFS0038S	F68Z-9A407-B	AFS0029P	F6UZ-9A407-BB	AFS0022P
F4TZ-9A407-F	AFS0022P	F57Z-9H307-E	RE0038S	F68Z-9A407-B	RE0029P	F6UZ-9A407-BB	RE0022P
F4TZ-9A407-F	RE0022P	F57Z-9H307-F	AFS0064S	E69Z-9C407-A	AFS0001P	F6UZ-9A407-BB	RE0180S
F4TZ-9A407-F	RE0165S	F57Z-9H307-F	RE0064S	E69Z-9C407-B	AFS0001P	F6UZ-9A407-CA	AFS0022P
F4TZ-9A407-G	AFS0022P	F57Z-9H307-J	AFS0029P	E69Z-9H307-A	RE0013P	F6UZ-9A407-CA	RE0022P
F4TZ-9A407-G	RE0166S	F57Z-9H307-J	RE0029P	E69Z-9H307-B	RE0013P	F6UZ-9A407-CA	RE0181S
F4TZ-9A407-H	AFS0026P	F58Z-9A407-A	RE0072F	E69Z-9H307-G	RE0040S	F6UZ-9A407-CB	AFS0022P
F4TZ-9A407-H	RE0026P	F58Z-9A407-C	AFS0029P	F69Z-9H307-AA	AFS0056S	F6UZ-9A407-CB	RE0022P
F4TZ-9A407-H	RE0167S	F58Z-9A407-C	RE0029P	F69Z-9H307-AA	AFS0065S	F6UZ-9A407-CB	RE0181S
F4TZ-9A407-J	AFS0022P	F58Z-9A407-D	RE0072F	F69Z-9H307-AA	RE0056S	E6UZ-9H307-A	RE0005P
F4TZ-9A407-J	RE0022P	F5AZ-9350-A	AFS0029P	F69Z-9H307-AA	RE0065S	E6UZ-9H307-A	RE0088S
F4TZ-9A407-J	RE0168S	F5AZ-9350-A	RE0029P	E6AZ-9350-A	AFS0121P	E6UZ-9H307-B	RE0005P
F4TZ-9A407-K	AFS0022P	F5AZ-9350-A	RE0069S	E6AZ-9350-A	RE0046F	E6UZ-9H307-B	RE0090S
F4TZ-9A407-K	RE0022P	F5CZ-9350-B	AFS0027P	F6DZ-9350-A	RE0130S	E6UZ-9H307-G	RE0005P
F4TZ-9A407-M	AFS0022P	F5CZ-9350-B	RE0027P	F6DZ-9350-AD	RE0130S	E6UZ-9H307-G	RE0089S
F4TZ-9A407-M	RE0022P	F5CZ-9350-B	RE0105F	F6DZ-9350-B	RE0106S	E6UZ-9H307-H	RE0005P
F4TZ-9A407-N	AFS0022P	F5RZ-9350-A	AFS0029P	E6DZ-9H307-A	RE0016P	E6UZ-9H307-H	RE0088S
F4TZ-9A407-N	RE0022P	F5RZ-9350-A	RE0029P	E6DZ-9H307-A	RE0037S	E6UZ-9H307-H	RE0005P
F4TZ-9A407-P	AFS0022P	F5RZ-9350-A	RE0073S	E6DZ-9H307-E	AFS0007P	E6UZ-9H307-J	RE0090S
F4TZ-9A407-P	RE0022P	F5SZ-9A407-B	RE0043F	E6DZ-9H307-F	AFS0007P	E6UZ-9H307-J	RE0090S
F4TZ-9A407-R	AFS0026P	F5SZ-9H307-A	AFS0056S	E6DZ-9H307-F	AFS0036S	E6VZ-9350-A	AFS0121P
F4TZ-9A407-R	RE0026P	F5SZ-9H307-A	RE0056S	E6DZ-9H307-F	RE0036S	F6XZ-9A407-BA	AFS0028P
F4TZ-9A407-S	AFS0022P	F5SZ-9H307-B	AFS0056S	E6DZ-9H307-G	RE0016P	F6XZ-9A407-BA	AFS0070F
F4TZ-9A407-S	RE0022P	F5SZ-9H307-B	RE0056S	E6DZ-9H307-G	RE0016P	F6XZ-9A407-BA	RE0028P
F4TZ-9H307-D	AFS0022P	F5SZ-9H307-C	RE0056S	E6DZ-9H307-H	RE0037S	F6XZ-9A407-BA	RE0070F
F4TZ-9H307-D	RE0022P	F5SZ-9H307-C	AFS0056S	E6DZ-9H307-H	AFS0036S	F6XZ-9A407-BA	RE0028P
F4TZ-9H307-D	RE0164S	F5SZ-9H307-C	RE0056S	E6DZ-9H307-H	RE0016P	F6XZ-9H307-BA	AFS0070F
F4TZ-9H307-F	AFS0022P	E5TZ-9H307-A	AFS0049S	E6DZ-9H307-H	RE0036S	F6XZ-9H307-BA	RE0028P
F4TZ-9H307-F	RE0022P	E5TZ-9H307-B	RE0013P	E6DZ-9H307-H	RE0036S	F6XZ-9H307-BA	RE0070F
F4TZ-9H307-F	RE0165S	E5TZ-9H307-B	RE0013P	E6KZ-9H307-A	RE0013P	F6XZ-9H307-BA	RE0070F
F4TZ-9H307-G	AFS0022P	E5TZ-9H307-C	RE0013P	E6KZ-9H307-B	RE0013P	F70Z-9350-AA	RE0135F
F4TZ-9H307-G	RE0022P	E5TZ-9H307-D	RE0013P	E6LZ-9A407-A	RE0043F	F6ZZ-9350-AA	RE0030S
F4TZ-9H307-G	RE0166S	E5TZ-9H307-D	RE0104S	F6OY-9350-A	RE0131S	E73Z-9H307-A	AFS0007P
F4TZ-9H307-H	AFS0026P	E5TZ-9H307-F	RE0083S	F6OY-9350-AD	RE0131S	E73Z-9H307-B	AFS0007P
F4TZ-9H307-H	RE0026P	E5TZ-9H307-H	RE0055S	F6OZ-9350-AE	RE0131S	E73Z-9H307-B	RE0041S
F4TZ-9H307-H	RE0026P	E5TZ-9H307-J	RE0053S	F6OZ-9350-D	RE0131S	F75Z-9A407-GA	AFS0029P
F4TZ-9H307-H	RE0026P	E5TZ-9H307-L	AFS0047S	F6PZ-9350-EA	AFS0130S	F75Z-9A407-GA	RE0029P
F4TZ-9H307-H	RE0026P	E5TZ-9H307-L	RE0054S	F6PZ-9350-EA	RE0130S	F75Z-9A407-HA	AFS0029P

CROSS REFERENCE

Mfg. Part No.	Our Part	Mfg. Part No.	Our Part	Mfg. Part No.	Our Part	Mfg. Part No.	Our Part
FORD (cont.)		FORD (cont.)		FORD (cont.)		GMC (cont.)	
F75Z-9A407-HA	RE0029P	F87Z-9H307-BA	RE0029P	E9DZ-9H307-C	AFS0036S	6471924	RE0219P
F77Z-9H307-BA	AFS0109P	F87Z-9H307-CA	AFS0029P	E9DZ-9H307-C	RE0016P	6471925	RE0219P
F77Z-9H307-BA	RE0109P	F87Z-9H307-CA	RE0029P	E9DZ-9H307-C	RE0036S	6471928	RE0219P
F78Z-9H307-BA	AFS0200S	E89Z-9H307-B	RE0040S	E9DZ-9H307-D	RE0016P	6471959	RE0219P
F7AZ-9350-AA	AFS0109P	F8AZ-9H307-AC	AFS0109P	E9DZ-9H307-D	RE0039S	6472009	RE0219P
F7AZ-9350-AA	RE0109P	F8AZ-9H307-AC	RE0109P	E9FZ-9H307-A	RE00091S	6472010	RE0219P
F7AZ-9350-AB	AFS0109P	E8DZ-9H307-A	AFS0007P	E9OZ-9H307-A	RE0016P	6472011	RE0219P
F7AZ-9350-AB	RE0109P	E8DZ-9H307-A	RE0016P	E9OZ-9H307-A	RE0037S	6472143	AFS0206P
F7CZ-9350-AA	AFS0027P	E8DZ-9H307-A	RE0037S	E9SZ-9H307-A	AFS0056S	6472143	RE0206P
F7CZ-9350-AA	RE0027P	E8DZ-9H307-B	RE0016P	E9SZ-9H307-A	RE0056S	6472148	AFS0206P
E7FZ-9H307-B	AFS0007P	E8DZ-9H307-B	RE0037S	E9SZ-9H307-B	AFS0056S	6472148	RE0206P
E7FZ-9H307-B	RE0042S	E8DZ-9H307-C	RE0016P	E9SZ-9H307-B	RE0056S	6472228	AFS0199P
E7FZ-9H307-D	RE0091S	E8DZ-9H307-C	RE0036S	E9SZ-9H307-C	AFS0056S	6472229	AFS0206P
F7OZ-9350-AA	RE0030S	E8DZ-9H307-D	RE0016P	E9SZ-9H307-C	RE0056S	6472229	RE0206P
F7RZ-9350-AA	AFS0109P	E8DZ-9H307-D	RE0039S	E9SZ-9H307-D	AFS0056S	6472231	AFS0199P
F7RZ-9350-AA	RE0109P	E8DZ-9H307-E	AFS0007P	E9SZ-9H307-D	RE0056S	6472232	RE0219P
F7RZ-9350-BA	AFS0109P	E8DZ-9H307-F	AFS0007P	E9TZ-9A407-A	AFS0001P	6472248	RE0219P
F7RZ-9350-BA	RE0109P	E8DZ-9H307-F	AFS0036S	E9TZ-9H307-A	RE0172S	6472311	AFS0220P
E7TZ-9C407-A	AFS0001P	E8DZ-9H307-F	RE0016P	E9TZ-9H307-B	AFS0038S	6472311	RE0220P
E7TZ-9C407-B	AFS0001P	E8DZ-9H307-F	RE0036S	E9TZ-9H307-B	RE0038S	6472322	AFS0206P
E7TZ-9H307-A	AFS0005P	E8FZ-9H307-B	RE0091S	E9TZ-9H307-D	AFS0022P	6472322	RE0206P
E7TZ-9H307-A	RE0005P	E8FZ-9H307-D	AFS0007P	E9TZ-9H307-D	RE0022P	6472358	AFS0220P
E7TZ-9H307-A	RE0060S	E8FZ-9H307-D	RE0042S	E9TZ-9H307-D	RE0145S	6472358	RE0220P
E7TZ-9H307-B	AFS0005P	E8GY-9350-A	AFS0327P	E9UZ-9H307-C	RE0005P	6472370	AFS0220P
E7TZ-9H307-B	AFS0061S	E8GY-9350-A	RE0327P	E9UZ-9H307-C	RE0102S	6472370	RE0220P
E7TZ-9H307-B	RE0005P	E8TZ-9A407-A	AFS0001P	XC2Z-9H307-AA	RE0109P	6472373	AFS0206P
E7TZ-9H307-B	RE0061S	E8TZ-9H307-A	RE0052S	XC2Z-9H307-BA	AFS0109P	6472373	RE0206P
E7TZ-9H307-C	AFS0005P	E8TZ-9H307-B	RE0053S	XC2Z-9H307-BA	RE0109P	6472374	AFS0220P
E7TZ-9H307-C	AFS0061S	E8TZ-9H307-C	RE0054S	XC2Z-9H307-CA	AFS0109P	6472374	RE0220P
E7TZ-9H307-C	RE0005P	E8TZ-9H307-D	AFS0062S	XC2Z-9H307-CA	RE0109P	6472375	AFS0206P
E7TZ-9H307-C	RE0061S	E8TZ-9H307-D	RE0013P	XC2Z-9H307-CA	RE0109P	6472375	RE0206P
E7TZ-9H307-D	AFS0013P	E8TZ-9H307-D	RE0062S	XC2Z-9H307-AA	AFS0109P	6472375	RE0206P
E7TZ-9H307-D	AFS0062S	E8TZ-9H307-E	RE0055S	YC3Z-9H307-AA	RE0743S	6472377	AFS0220P
E7TZ-9H307-D	RE0013P	E8TZ-9H307-E	RE0096S	YC3Z-9H307-AE	RE0743S	6472377	RE0220P
E7TZ-9H307-D	RE0062S	F8TZ-9H307-G	RE0096S	XC3Z-9H307-CA	RE0741S	6472382	AFS0324P
E7TZ-9H307-E	AFS0013P	F8TZ-9H307-CA	AFS0029P	XL3Z-9H307-AA	AFS0109P	6472393	RE0202P
E7TZ-9H307-E	AFS0062S	F8TZ-9H307-CA	RE0029P	XL3Z-9H307-AA	RE0109P	6472421	AFS0220P
E7TZ-9H307-E	RE0013P	E8UZ-9H307-E	RE0005P	XL3Z-9H307-BA	AFS0109P	6472421	RE0220P
E7TZ-9H307-E	RE0062S	E8UZ-9H307-E	RE0088S	XL3Z-9H307-BA	RE0109P	6472451	AFS0206P
E7TZ-9H307-F	RE0098S	E8UZ-9H307-F	RE0005P	XL3Z-9H307-CA	AFS0109P	6472451	RE0206P
E7TZ-9H307-G	RE0097S	E8UZ-9H307-F	RE0090S	XL3Z-9H307-CA	RE0109P	6472489	AFS0206P
E7TZ-9H307-H	RE0096S	E8UZ-9H307-G	RE0005P	XL3Z-9H307-DA	AFS0109P	6472489	RE0206P
F7TZ-9H307-AA	RE0184S	E8UZ-9H307-G	RE0088S	XL3Z-9H307-DA	RE0109P	6472490	RE0202P
E7TZ9A407-G	AFS0001P	F8XZ-9H307-BA	AFS0028P	IL5Z-9H307-EA	RE0747S	6472524	AFS0206P
F7UZ-9A407-AB	RE0029P	F8XZ-9H307-BA	RE0028P	YL8Z-9H307AA	RE0744S	6472524	RE0206P
F7UZ-9A407-EA	AFS0029P	F8XZ-9H307-CA	AFS0028P	YL8Z-9H307BB	RE0744S	6472526	AFS0220P
F7UZ-9A407-EA	RE0029P	F8XZ-9H307-CA	RE0028P	YL8Z-9H307-BA	RE0744S	6472526	RE0220P
F7UZ-9A407-FA	AFS0029P	F8XZ-9H307-DA	AFS0427P	FOTZ-9A407-B	AFS0022P	6472527	AFS0206P
F7UZ-9A407-FA	RE0029P	F8XZ-9H307-DA	RE0427P	FOTZ-9A407-B	RE0022P	6472527	RE0206P
E7UZ-9C407-A	AFS0001P	F8XZ-9H307-EA	AFS0029P	FOTZ-9A407-CA	AFS0026P	6472541	AFS0206P
F7UZ-9H307-AC	AFS0029P	F8XZ-9H307-EA	RE0029P	FOTZ-9A407-CA	RE0026P	6472541	RE0206P
F7UZ-9H307-AC	RE0029P	F8XZ-9H307-EB	AFS0029P	FOTZ-9A407-DA	AFS0022P	6472960	AFS0212P
F7UZ-9H307-EB	AFS0029P	F8XZ-9H307-EB	RE0029P	FOTZ-9A407-DA	RE0022P	6472960	RE0204P
F7UZ-9H307-EB	RE0029P	F8XZ-9H307-FA	AFS0028P	FOTZ-9A407-EA	AFS0022P	6472982	AFS0479P
F7UZ-9H307-FB	AFS0029P	F8XZ-9H307-FA	RE0028P	FOTZ-9A407-EA	RE0022P	6472987	RE0202P
F7UZ-9H307-FB	RE0029P	E92Z-9350-A	AFS0327P	FOTZ-9H307-E	RE0150S	6472998	AFS0206P
E83Z-9H307-B	AFS0059S	E92Z-9350-A	RE0327P	EOUZ-9350-D	RE0094S	6472998	RE0206P
E83Z-9H307-B	RE0027P	E92Z-9350-B	AFS0327P	EOVY-9350-B	AFS0121P	6472999	AFS0206P
E83Z-9H307-B	RE0059S	E92Z-9350-B	RE0327P	EOVZ-9350-A	AFS0121P	6472999	RE0206P
F85Z-9H307-AA	AFS0029P	E93Z-9H307-A	AFS0059S	EOVZ-9350-B	AFS0121P	15018546	AFS0201P
F85Z-9H307-AA	RE0029P	E93Z-9H307-A	AFS0327P	GMC			
F85Z-9H307-BA	AFS0029P	E93Z-9H307-A	RE0027P	1608783	AFS0143P	15050444	AFS0893S
F85Z-9H307-BA	RE0029P	E93Z-9H307-A	RE0059S	6440269	AFS0324P	15050444	RE0893S
F85Z-9H307-BA	RE0029P	E99Z-9H307-A	AFS0065S	6441366	AFS0324P	15073337	RE0813S
F85Z-9H307-CA	AFS0029P	E99Z-9H307-A	RE0065S	6443570	AFS0212P	15077623	AFS0893S
F85Z-9H307-CA	RE0029P	E9BZ-9350-A	AFS0327P	6443570	RE0212P	15077623	RE0893S
F87Z-9H307-AA	AFS0029P	E9BZ-9350-A	RE0327P	6471325	AFS0324P	15205630	RE0875S
F87Z-9H307-AA	RE0029P	E9DZ-9H307-A	RE0016P	6471634	RE0219P	15754298	AFS0407P
F87Z-9H307-BA	AFS0029P	E9DZ-9H307-A	RE0071S	6471797	RE0219P	21006334	AFS0228P
						21006334	RE0410S

CROSS REFERENCE

Mfg. Part No.	Our Part	Mfg. Part No.	Our Part	Mfg. Part No.	Our Part	Mfg. Part No.	Our Part
GMC (cont.)		GMC (cont.)		GMC (cont.)		GMC (cont.)	
21006549	AFS0228P	25115248	AFS0206P	25116458	RE0209P	25163471	RE0206P
21006549	RE0412S	25115248	RE0206P	25116525	AFS0207P	25163472	AFS0204P
21006878	AFS0228P	25115254	RE0202P	25116525	RE0207P	25163472	RE0204P
21006878	RE0410S	25115260	AFS0206P	25116526	AFS0207P	25163473	AFS0209P
21008270	RE0430S	25115260	RE0206P	25116526	RE0207P	25163473	RE0209P
21008343	RE0436S	25115334	AFS0204P	25116527	AFS0204P	25163486	AFS0239S
22631715	AFS0544S	25115334	RE0204P	25116527	RE0204P	25163486	RE0239S
22631715	RE0544S	25115428	AFS0206P	25116562	AFS0204P	25163487	AFS0527S
25004154	AFS0789S	25115428	RE0206P	25116562	RE0204P	25163487	RE0527S
25004158	AFS0796S	25115429	AFS0206P	25116588	RE0208P	25163488	AFS0244S
25027120	AFS0206P	25115429	RE0206P	25116853	AFS0209P	25163488	RE0244S
25027120	RE0206P	25115462	AFS0220P	25116853	RE0209P	25163489	AFS0240S
25027414	AFS0795S	25115462	RE0220P	25116881	RE0381P	25163489	RE0240S
25027771	AFS0790S	25115463	AFS0204P	25116881	RE0409P	25163529	RE0524S
25028108	AFS0895P	25115463	RE0204P	25117021	RE0214P	25163531	AFS0525S
25028199	AFS0800S	25115464	AFS0204P	25117081	AFS0212P	25163531	RE0525S
25028220	RE0233S	25115464	RE0204P	25117081	RE0212P	25163533	RE0526S
25028222	AFS0799S	25115466	AFS0206P	25117264	AFS0209P	25164186	AFS0235S
25028327	AFS0798S	25115466	RE0206P	25117264	RE0209P	25164186	RE0235S
25028499	AFS0779S	25115527	AFS0472P	25117339	AFS0895P	25164203	RF0010
25028501	AFS0791S	25115528	AFS0143P	25117340	AFS0201P	25164292	RE0217P
25028604	AFS0411P	25115530	AFS0121P	25117380	AFS0205P	25164306	AFS0247S
25028605	AFS0226P	25115589	AFS0204P	25117453	RE0202P	25164306	RE0247S
25028611	AFS0779S	25115589	RE0204P	25117454	RE0202P	25164520	AFS0471S
25028733	RE0383P	25115689	AFS0206P	25117502	RE0202P	25164520	RE0471S
25028811	AFS0797S	25115689	RE0206P	25117503	AFS0204P	25164521	AFS0420S
25028842	AFS0846S	25115764	AFS0204P	25117503	RE0204P	25164521	RE0420S
25028845	AFS0780S	25115764	RE0204P	25117506	AFS0220P	25166179	AFS0245S
25028889	AFS0786S	25115765	AFS0204P	25117506	RE0220P	25166179	RE0245S
25028896	AFS0788S	25115765	RE0204P	25121090	RF0001	25166252	RE0208P
25029697	AFS0206P	25115766	AFS0204P	25121116	RF0008	25166285	RF0010
25029697	RE0206P	25115766	RE0204P	25121216	RF0001	25166639	RE0422S
25029709	AFS0413S	25115767	AFS0206P	25121403	RF0004	25166647	RE0424S
25029709	RE0413S	25115767	RE0206P	25121447	RF0002	25166648	RE0425S
25029778	AFS0204P	25115827	AFS0318P	25121508	RF0004	25166710	RE0426S
25029778	RE0204P	25115925	AFS0204P	25121524	RF0002	25166716	RE0219P
25029982	AFS0528S	25115925	RE0204P	25121554	RF0003	25166717	RE0219P
25029982	RE0528S	25115951	AFS0204P	25121572	RF0002	25166735	RE0426S
25055455	RF0001	25115951	RE0204P	25121580	RF0001	25166801	AFS0220P
25055457	RF0002	25115978	AFS0206P	25121582	RF0021	25166801	RE0220P
25055458	RF0003	25115978	RE0206P	25121637	RF0001	25166888	AFS0252S
25055459	RF0002	25115981	AFS0204P	25121754	RF0011	25166888	RE0252S
25055460	RF0002	25115981	RE0204P	25121783	RF0012	25167089	RE0208P
25055461	RF0004	25116053	RE0202P	25139004	RF0010	25167249	AFS0483S
25055468	RF0001	25116144	AFS0205P	25139035	RF0004	25167249	RE0483S
25055483	RF0005	25116156	AFS0206P	25160330	AFS0411P	25167567	AFS0530S
25055697	RF0006	25116156	RE0206P	25160334	AFS0226P	25167567	RE0530S
25088581	AFS0234S	25116161	AFS0206P	25160600	RF0010	25168405	RE0529S
25088581	RE0234S	25116161	RE0206P	25160771	AFS0411P	25168719	AFS0220P
25090837	AFS0785S	25116162	AFS0206P	25161064	AFS0234S	25168719	RE0220P
25090846	AFS0784S	25116162	RE0206P	25161064	RE0234S	25168924	AFS0231S
25090855	AFS0792S	25116163	RE0202P	25161821	AFS0212P	25168924	RE0231S
25092710	AFS0783S	25116167	AFS0206P	25161821	RE0212P	25169302	AFS0390S
25093908	AFS0801S	25116167	RE0206P	25162246	RE0419S	25169302	RE0390S
25093914	AFS0787S	25116168	RE0202P	25162373	RE0466S	25169303	AFS0392S
25093924	AFS0781S	25116208	AFS0204P	25162587	AFS0800S	25169303	RE0392S
25094539	AFS0793S	25116208	RE0204P	25162589	AFS0799S	25172228	AFS0546S
25094553	AFS0794S	25116209	AFS0204P	25163021	AFS0231S	25172228	RE0546S
25115054	AFS0473P	25116209	RE0204P	25163021	RE0231S	25174013	RE0463S
25115096	AFS0206P	25116279	RE0219P	25163219	AFS0418S	25174015	RE0463S
25115096	RE0206P	25116280	RE0219P	25163219	RE0418S	25174048	AFS0406S
25115097	AFS0220P	25116285	AFS0204P	25163464	AFS0209P	25174048	RE0406S
25115097	RE0220P	25116285	RE0204P	25163464	RE0209P	25174837	AFS0434S
25115155	AFS0206P	25116286	AFS0204P	25163468	AFS0207P	25174837	RE0434S
25115155	RE0206P	25116286	RE0204P	25163468	RE0207P	25175791	AFS0429S
25115190	AFS0206P	25116296	AFS0206P	25163470	AFS0206P	25175791	RE0429S
25115190	RE0206P	25116296	RE0206P	25163470	RE0206P	25176789	AFS0481S
25115224	AFS0201P	25116458	AFS0206P	25163471	AFS0206P	25176789	RE0481S

CROSS REFERENCE

Mfg. Part No.	Our Part	Mfg. Part No.	Our Part	Mfg. Part No.	Our Part	Mfg. Part No.	Our Part
GMC (cont.)		GMC (cont.)		GMC (cont.)		PIERCE (cont.)	
25176865	AFS0550S	25314356	RE0449S	28323787	RE0822S	F20	RF0048
25176865	RE0550S	25314357	AFS0454S	30003379	AFS0343P	F21	RF0001
25177108	AFS0456S	25314357	RE0454S	30006468	AFS0205P	F24	RF0004
25177108	RE0456S	25314609	RE0422S	30010245	AFS0427P	P25	AFS0206P
25177436	AFS0548S	25314655	AFS0389S	30010245	RE0427P	P25	RE0206P
25177436	RE0548S	25314655	RE0389S	30013078	AFS0427P	P27	AFS0208P
25177438	AFS0547S	25314928	RF0010	30013078	RE0427P	F28	RF0004
25177438	RE0547S	25315277	RE0545S	30014333	AFS0427P	F29	RF0074
25177439	AFS0451S	25315983	AFS0391S	30014333	RE0427P	P29	AFS0220P
25177439	RE0457S	25315983	RE0391S	30014333	RE0458F	P29	RE0220P
25178123	RE0453S	25316317	RE0385S	30018726	RE0458F	F30	RF0070
25178124	RE0447S	25316320	RE0386S	30018727	AFS0427P	F31	RF0019
25178125	AFS0452S	25317746	AFS0393S	30018727	RE0427P	F32	RF0021
25178125	RE0452S	25317746	RE0393S	30018727	RE0458F	F33	RF0039
25178145	RE0469S	25317747	AFS0484S	30019572	AFS0427P	F34	RF0040
25178408	RE0485S	25317747	RE0484S	30019572	RE0427P	F34	RF0073
25178729	AFS0429S	25317984	AFS0434S	30024593	AFS0427P	P35	AFS0204P
25178729	RE0429S	25317984	RE0434S	30024593	RE0427P	P35	RE0204P
25178730	AFS0437S	25318056	RE0394S	88966962	RE0868S	F36	RF0006
25178730	RE0437S	25318324	RE0457S	88966963	RE0880S	P36	AFS0202P
25178731	AFS0545S	25318656	RE0387S	91171624	AFS0247S	P36	RE0202P
25178731	RE0545S	25318805	RE0395S	91171624	RE0427P	F37	RF0002
25178732	AFS0438S	25319806	RE0892S	91173412	AFS0427P	F39	RF0015
25178732	RE0438S	25320538	AFS0755S	91173412	RE0427P	F39	RF0021
25178736	AFS0530S	25320538	RE0755S	91173412	RE0458F	F39	RF0024
25178736	RE0530S	25321323	AFS0548S	94384528	AFS0427P	F39	RF0029
25178961	AFS0523S	25321323	RE0548S	94384528	RE0427P	F39	RF0060
25178961	RE0523S	25322218	AFS0548S	94384528	RE0464F	F39	RF0064
25179344	RE0466S	25322218	RE0548S	94464557	AFS0205P	P39	AFS0206P
25179345	AFS0467S	25322662	AFS0757S	94845093	AFS0327P	P39	RE0206P
25179345	RE0467S	25322662	RE0757S	94845093	RE0327P	F40	RF0012
25179749	AFS0235S	25322891	RE0457S	94847261	AFS0327P	F41	RF0011
25179749	RE0235S	25322892	AFS0547S	94847261	RE0327P	F42	RF0011
25180273	RE0468S	25322892	RE0547S	94850320	RF0015	P42	AFS0204P
25180275	AFS0252S	25323823	AFS0546S	94854619	AFS0416P	P42	RE0204P
25180275	RE0252S	25323823	RE0546S	94854620	RF0055	F44	RF0010
25312608	AFS0252S	25323831	AFS0456S	94856915	AFS0416P	F45	RF0037
25312608	RE0252S	25323831	RE0456S	96055518	AFS0327P	F45	RF0051
25314020	AFS0480S	25323833	AFS0406S	96055518	RE0327P	F45	RF0052
25314020	RE0480S	25323833	RE0406S	96058018	AFS0327P	F45	RF0055
25314022	RE0477S	25323845	RE0385S	96058018	RE0327P	F45	RF0072
25314319	AFS0442S	25325702	AFS0406S	96060106	AFS0343P	F47	RF0032
25314319	RE0442S	25325702	RE0406S	96062063	RF0022	F47	RF0033
25314321	AFS0523S	25325871	RE0457S	96063605	RF0048	F47	RF0036
25314321	RE0523S	25326332	AFS0234S	96064401	AFS0343P	F47	RF0053
25314325	AFS0433P	25326332	RE0234S	96068437	AFS0343P	F48	RF0045
25314325	RE0443S	25326334	AFS0234S	96068882	AFS0343P	P48	AFS0262P
25314327	AFS0455S	25326334	RE0234S	96068883	AFS0343P	P48	RE0262P
25314327	RE0455S	25326335	RE0401S	PIERCE			
25314329	AFS0402S	25326603	RE0398S	F2	RF0001	F49	RF0068
25314329	RE0402S	25329396	AFS0546S	F3	RF0004	P49	RE0258P
25314333	AFS0482S	25329396	RE0546S	F4	RF0003	F50	RF0023
25314333	RE0482S	25330716	AFS0548S	P4	AFS0199P	F50	RF0065
25314335	AFS0439S	25330716	RE0548S	F5	RF0002	P51	AFS0219P
25314335	RE0439S	25330717	AFS0403S	P5	AFS0219P	P51	RE0219P
25314337	RE0440S	25330717	RE0403S	P5	RE0219P	F53	RF0034
25314339	RE0440S	25330718	AFS0548S	P6	AFS0220P	P53	AFS0121P
25314341	AFS0451S	25330718	RE0548S	P6	RE0220P	F55	RF0031
25314341	RE0451S	25331861	AFS0759S	F7	RF0002	P55	AFS0257P
25314352	AFS0449S	25331861	RE0759S	P8	AFS0199P	P55	RE0257P
25314352	RE0449S	25335914	AFS0547S	P8	AFS0199P	F56	RF0026
25314353	AFS0454S	25335914	RE0547S	P10	AFS0013P	P56	RE0266P
25314353	RE0454S	25335918	AFS0403S	P10	RE0013P	P57	AFS0261P
25314354	AFS0484S	25335918	RE0403S	F12	RF0006	P57	RE0261P
25314354	RE0484S	25335956	AFS0547S	F14	RF0005	P59	AFS0007P
25314355	AFS0393S	25335956	RE0547S	F14	RF0008	F60	RF0078
25314355	RE0393S	25369309	RE0888S	F18	RF0087	F60	RF0081
25314356	AFS0449S	25369312	RE0890S	F20	RF0020	P60	AFS0399P
				F20	RF0022	F61	RF0049

CROSS REFERENCE

Mfg. Part No.	Our Part	Mfg. Part No.	Our Part	Mfg. Part No.	Our Part	Mfg. Part No.	Our Part
PIERCE (cont.)		PIERCE (cont.)		PIERCE (cont.)		PIERCE (cont.)	
P61	AFS0327P	P117	AFS0265S	P272H	AFS0734P	P574M	AFS0389S
P61	RE0327P	P117	RE0265S	P279E	AFS0662P	P575M	AFS0449S
P62	AFS0327P	P119	AFS0327P	P280M	AFS0592P	P576M	AFS0482S
P62	RE0327P	P119	RE0327P	P282E	AFS0665P	P579M	AFS0454S
P63	AFS0205P	P121	AFS0327P	P287E	AFS0895P	P581M	AFS0484S
F64	RF0054	P121	RE0327P	P288M	AFS0471S	P584M	AFS0452S
F65	RF0027	P123	AFS0027P	P291M	AFS0305S	P585M	AFS0393S
P65	AFS0327P	P123	RE0027P	P294M	AFS0303S	P602M	AFS0568S
P65	RE0327P	P124	AFS0005P	P301M	AFS0244S	P603M	AFS0569S
F66	RF0025	P124	RE0005P	P302M	AFS0240S	P609M	AFS0803S
P66	AFS0327P	P125	AFS0005P	P308H	AFS0070F	P612M	AFS0778S
P66	RE0327P	P125	RE0005P	P321M	AFS0308S	P618M	AFS0811S
P67	AFS0205P	P127	AFS0207P	P334E	AFS0599P	P621M	AFS0804S
F68	RF0063	P127	RE0207P	P335E	AFS0598P	P622M	AFS0806S
F69	RF0069	P128	AFS0204P	P353H	AFS0064S	P628M	AFS0804S
F70	RF0078	P128	RE0204P	P356M	AFS0130S	P636M	AFS0811S
F71	RF0085	P129	AFS0327P	P359M	AFS0239S	P643M	AFS0778S
P71	AFS0220P	P129	RE0327P	P363M	AFS0527S	P808M	AFS0564S
P71	RE0220P	P130	AFS0028P	P367M	AFS0528S	P814M	AFS0568S
F72	RF0086	P130	RE0028P	P368E	AFS0895P	P1001M	AFS0759S
F73	RF0087	P131	AFS0209P	P369E	AFS0435P	P1003M	AFS0757S
P73	AFS0205P	P131	RE0209P	P370E	AFS0358P	P1007M	AFS0548S
F74	RF0088	P133	AFS0216P	P379H	AFS0056S	P1008M	AFS0547S
P74	AFS0327P	P134	AFS0209P	P380H	AFS0099S	P1009M	AFS0547S
P74	RE0327P	P134	RE0209P	P384H	AFS0047S	P1009M	AFS0548S
F75	RF0095	P138	AFS0214P	P393M	AFS0265S	P1010M	AFS0403S
P75	AFS0327P	P138	RE0214P	P410M	AFS0496S	P1010M	RE0547S
P75	RE0327P	P139	RE0264S	P412M	AFS0310S	P1011M	AFS0547S
F76	RF0090	P140	AFS0278S	P413M	AFS0530S	P1011M	RE0547S
P76	AFS0327P	P140	RE0278S	P414M	AFS0438S	P1012M	AFS0406S
P76	RE0327P	P149E	AFS0651P	P415M	AFS0247S	P1012M	RE0406S
P78	AFS0355P	P152	AFS0212P	P443M	AFS0429S	P1013M	AFS0544S
F79	RF0093	P154	AFS0022P	P444M	AFS0420S	P1013M	RE0544S
P79	AFS0343P	P155	AFS0026P	P446M	AFS0437S	P1016M	AFS0548S
F80	RF0092	P157E	AFS0427P	P449M	AFS0573S	P1019M	AFS0548S
P80	AFS0433P	P158E	AFS0709F	P451M	AFS0500S	P1019M	RE0548S
F82	RF0096	P164E	AFS0294S	P456M	AFS0463S	P1020M	AFS0759S
F83	RF0084	P168E	AFS0416P	P457M	AFS0449S	P1020M	RE0759S
P83	AFS0358P	P193E	AFS0016P	P459M	AFS0545S	P1023M	AFS0434S
F84	RF0080	P195E	AFS0017P	P460M	AFS0252S	P1023M	RE0434S
P84	AFS0329P	P211E	AFS0642P	P461M	AFS0523S	P1025M	AFS0548S
F85	RF0099	P212E	AFS0029P	P470M	AFS0525S	P1025M	RE0548S
F86	RF0083	P215E	AFS0461P	P471M	AFS0483S	P1026	AFS0416P
P90	AFS0597P	P223H	AFS0061S	P482M	AFS0467S	P1026M	AFS0759S
P92	AFS0503P	P225H	AFS0062S	P484H	AFS0894P	P1026M	RE0759S
P93	AFS0894P	P226H	AFS0065S	P486H	AFS0703F	P1027M	AFS0547S
P93	RE0894P	P227H	AFS0038S	P489H	AFS0707F	P1027M	RE0547S
P94	AFS0462P	P231H	AFS0036S	P490H	AFS0701F	P1030M	AFS0548S
P96A	AFS0355P	P235H	AFS0059S	P492H	AFS0711F	P1030M	RE0548S
P100	AFS0503P	P236H	AFS0067F	P515E	AFS0448P	P1032	AFS0427P
P101	AFS0503P	P239H	AFS0291F	P528M	AFS0563S	P1032	RE0427P
P102	AFS0355P	P242H	AFS0288F	P529M	AFS0504S	P1034M	AFS0547S
P104	AFS0017P	P246M	AFS0277S	P532M	AFS0275S	P1034M	RE0547S
P106	RE0147S	P247M	AFS0284S	P534M	AFS0213S	P1035M	AFS0548S
P107	RE0150S	P248M	AFS0278S	P537M	AFS0200S	P1035M	RE0548S
P108	RE0146S	P249M	AFS0301S	P541M	AFS0564S	P1036M	AFS0548S
P109	RE0150S	P250M	AFS0307S	P542M	AFS0307S	P1036M	RE0548S
P110	RE0148S	P252M	AFS0282S	P543M	AFS0500S	P1038M	AFS0406S
P111	RE0149S	P255M	AFS0274S	P544M	AFS0111S	P1038M	RE0406S
P112	RE0172S	P256M	AFS0281S	P547M	AFS0111S	P1046M	AFS0548S
P113	AFS0268F	P257M	AFS0413S	P548M	AFS0455S	P1046M	RE0548S
P113	RE0268F	P258M	AFS0411P	P549M	AFS0275S	P1057M	AFS0547S
P114	AFS0273S	P259M	AFS0231S	P558M	AFS0252S	P1057M	RE0547S
P114	RE0273S	P260M	AFS0292S	P560M	AFS0456S	P1058M	AFS0546S
P115	AFS0274S	P261M	AFS0235S	P562M	AFS0481S	P1058M	RE0546S
P115	RE0274S	P262M	AFS0304S	P564M	AFS0429S	P1059M	RE0830S
P116	AFS0271S	P265M	AFS0226P	P569M	AFS0437S	P1502M	AFS0546S
P116	RE0271S	P266M	AFS0274S	P572M	AFS0443S	P1502M	RE0546S

CROSS REFERENCE

Mfg. Part No.	Our Part	Mfg. Part No.	Our Part	Mfg. Part No.	Our Part	Mfg. Part No.	Our Part
PIERCE (cont.)		PIERCE (cont.)		PIERCE (cont.)		PIERCE (cont.)	
P1503M	AFS0550S	P2026S	RE0744S	P2576S	RE0338S	EP7103	AFS0322P
P1503M	RE0550S	P2027S	RE0838S	P2577S	RE0353S	EP7107	AFS0318P
P1504M	AFS0755S	P2029S	RE0820S	P2578S	RE0862S	EP7109	AFS0001P
P1504M	RE0755S	P2031S	RE0834S	P2579S	RE0863S	EP7157	AFS0322P
P1506M	AFS0391S	P2032S	RE0744S	P2580S	RE0349S	EP7216	AFS0479P
P1506M	RE0391S	P2033S	RE0357S	P2581S	AFS0275S	EP7217	AFS0324P
P1507M	AFS0392S	P2034S	RE0834S	P2581S	RE0275S	EP7222	AFS0322P
P1507M	RE0392S	P2035S	RE0837S	P2583S	RE0315S	EP7227	AFS0319P
P1508M	RE0394S	P2038S	RE0820S	P2584S	RE0896S	EP7235	AFS0473P
P1509M	RE0395S	P2043S	RE0510S	P2585S	RE0898S	EP7236	AFS0121P
P1510M	AFS0402S	P2044S	RE0872S	P2591S	RE0877S	EP7245	AFS0322P
P1510M	RE0402S	P2046S	AFS0111S	P2592S	RE0878S	EP7261	AFS0322P
P1513M	RE0822S	P2046S	RE0111S	P2593S	RE0876S	EP7264	AFS0479P
P1514M	AFS0439S	P2047S	AFS0111S	P2600S	RE0872S	EP7278	AFS0472P
P1514M	RE0439S	P2047S	RE0111S	P2616S	RE0315S	EP7281	AFS0319P
P1515M	RE0440S	P2501M	RE0242S	P2617S	RE0315S	EP7284	AFS0319P
P1522M	RE0892S	P2502M	RE0241S	P2618S	RE0256S	EP7286	AFS0143P
P1530	RE0397P	P2503M	RE0236S	P2619S	RE0741S	EP7287	AFS0143P
P1538M	AFS0550S	P2504M	RE0237S	P3000H	AFS0703F	EP7288	AFS0201P
P1538M	RE0550S	P2505M	RE0349S	P3001H	AFS0711F	EP7290	AFS0683P
P1539M	RE0813S	P2507M	RE0238S	P3005	AFS0448P	EP7291	AFS0319P
P1540M	AFS0853S	P2508M	RE0232S	P3006	AFS0473P	EP7293	AFS0319P
P1540M	RE0853S	P2509M	RE0279S	P3010	AFS0435P	SPECTRA PREMIUM	
P1541M	AFS0389S	P2511S	RE0320S	P3010	RE0435P	SP01A1H	AFS0779S
P1541M	RE0389S	P2512M	RE0272S	P3011	AFS0725P	SP01A2H	AFS0204P
P1544M	AFS0854S	P2513M	RE0356S	P3011	RE0725P	SP01C1H	AFS0844S
P1544M	RE0854S	P2514M	RE0366S	P3013	AFS0684P	SP02B1H	AFS0212P
P1546M	AFS0865S	P2519S	RE0317S	P3014	AFS0461P	SP02D1H	AFS0204P
P1548M	AFS0831S	P2523S	RE0256S	P3016	AFS0355P	SP02D2H	AFS0204P
P1548M	RE0831S	P2524S	RE0313S	P3019	AFS0668P	SP03A1H	AFS0780S
P1549M	RE0830S	P2525S	RE0312S	P3020	AFS0729P	SP03B1H	AFS0781S
P1551M	AFS0481S	P2526S	RE0315S	P3020	RE0729P	SP03D1H	AFS0846S
P1551M	RE0481S	P2528S	RE0315S	P3021M	RE0660F	SP03F1H	AFS0209P
P1552M	AFS0824S	P2529S	RE0328S	P3022M	RE0717F	SP05M1H	AFS0784S
P1552M	RE0824S	P2530S	RE0330S	P3023M	AFS0718F	SP05N1H	AFS0785S
P1553M	AFS0437S	P2531S	RE0332S	P3024M	RE0724F	SP06A1H	AFS0788S
P1553M	RE0437S	P2532S	RE0314S	P3025	AFS0319P	SP06A2H	AFS0786S
P1556M	AFS0893S	P2533S	RE0341S	P3030S	RE0341S	SP06A3H	AFS0786S
P1556M	RE0893S	P2534S	RE0344S	P3031	AFS0682P	SP06B1H	AFS0787S
P1558M	RE0822S	P2535S	RE0339S	P3032H	RE0297F	SP06C1H	AFS0788S
P1570M	AFS0827S	P2536S	RE0353S	P3033	AFS0894P	SP06F1H	AFS0209P
P1570M	RE0827S	P2537S	RE0342S	P3033	RE0894P	SP07F1H	AFS0895P
P1571M	AFS0481S	P2538S	RE0338S	P3073	AFS0734P	SP07J1H	AFS0214P
P1571M	RE0481S	P2539S	RE0314S	P3094	AFS0427P	SP07N1H	AFS0212P
P1596M	AFS0442S	P2540S	RE0312S	P3094	RE0427P	SP07P1H	AFS0212P
P1596M	RE0442S	P2541S	RE0309S	P3095	AFS0894P	SP09A1H	AFS0209P
P1597M	AFS0523S	P2542S	RE0743S	P3095	RE0894P	SP09C1H	AFS0207P
P1597M	RE0523S	P2543S	RE0743S	P3096	AFS0427P	SP09D1H	AFS0207P
P1598M	RE0440S	P2544S	RE0356S	P3096	RE0427P	SP113	AFS0268F
P2000	AFS0023P	P2549S	RE0833S	P3099	AFS0427P	SP115	AFS0274S
P2001	AFS0109P	P2553S	RE0242S	P3099	RE0427P	SP117	AFS0294S
P2001	RE0109P	P2554S	RE0747S	P3176M	RE0746S	SP140	AFS0278S
P2004M	RE0229S	P2555S	RE0746S	P3192	AFS0023P	SP154	AFS0022P
P2006M	RE0227S	P2556S	RE0859S	P3214	AFS0427P	SP154A	AFS0022P
P2009M	RE0295S	P2557S	RE0858S	P3214	RE0427P	SP155	AFS0026P
P2010M	RE0210S	P2558S	RE0840S	P3330	AFS0725P	SP17B1H	AFS0797S
P2011M	RE0335S	P2559S	RE0232S	P3330	RE0725P	SP18A1H	AFS0798S
P2012M	RE0837S	P2560S	RE0237S	P3331	AFS0725P	SP18B1H	AFS0209P
P2013M	RE0340S	P2561S	RE0238S	P3331	RE0725P	SP18C1H	AFS0209P
P2015S	RE0357S	P2562S	RE0242S	P3332	AFS0729P	SP223H	AFS0061S
P2017S	RE0744S	P2563S	RE0272S	P3332	RE0729P	SP225H	AFS0062S
P2018S	RE0744S	P2564S	RE0741S	P3336	AFS0729P	SP231H	AFS0036S
P2019S	RE0357S	P2569S	RE0877S	P3336	RE0729P	SP235H	AFS0059S
P2020S	RE0834S	P2570S	RE0878S	P3360	AFS0329P	SP237H	AFS0001P
P2022S	RE0819S	P2572S	RE0338S	EP12E	AFS0561P	SP242H	AFS0288F
P2023S	RE0837S	P2573S	RE0353S	EP42E	AFS0324P	SP259M	AFS0231S
P2024S	RE0315S	P2574S	RE0841S	EP4070	AFS0505P	SP261M	AFS0235S
P2025S	RE0850S	P2575S	RE0841S	EP7101	AFS0472P	SP31A1H	AFS0065S

CROSS REFERENCE

Mfg. Part No.	Our Part	Mfg. Part No.	Our Part	Mfg. Part No.	Our Part	Mfg. Part No.	Our Part
SPECTRA PREMIUM (cont.)		SPECTRA PREMIUM (cont.)					
SP333H	AFS0064S	SP6220M	AFS0757S				
SP359M	AFS0239S	SP6224M	AFS0546S				
SP363M	AFS0527S	SP6226M	AFS0252S				
SP378H	AFS0038S	SP6227M	AFS0456S				
SP37A1H	AFS0038S	SP6229M	AFS0252S				
SP380H	AFS0099S	SP6235M	AFS0823S				
SP384H	AFS0047S	SP6263M	AFS0546S				
SP413M	AFS0530S	SP6275M	AFS0547S				
SP414M	AFS0438S	SP6278M	AFS0548S				
SP415M	AFS0247S	SP7099M	AFS0495S				
SP443M	AFS0429S	SP7101M	AFS0496S				
SP446M	AFS0437S	SP7123M	AFS0568S				
SP457M	AFS0449S	SP7124M	AFS0569S				
SP459M	AFS0545S	SP7138M	AFS0573S				
SP461M	AFS0523S	SP7141M	AFS0804S				
SP470M	AFS0525S	SP7142M	AFS0811S				
SP112A1H	AFS0209P	SP7143M	AFS0806S				
SP2010H	AFS0022P	SP7144M	AFS0778S				
SP2098H	AFS0056S	SP8044M	AFS0307S				
SP2121H	AFS0078S	SP8322H	AFS0327P				
SP2122H	AFS0078S	SP8338H	AFS0701F				
SP2129H	AFS0001P	SP8339H	AFS0702F				
SP2197M	AFS0213S	SP8341H	AFS0703F				
SP2199M	AFS0200S	SP8349H	AFS0709F				
SP2222H	AFS0111S	SP8351H	AFS0710F				
SP2227H	AFS0327P	SP49909M	AFS0413S				
SP2243M	AFS0275S	SP49911M	AFS0528S				
SP2272H	AFS0111S	SP49914M	AFS0226P				
SP3371M	AFS0449S	SP49915M	AFS0411P				
SP3511M	AFS0393S	SP61029M	AFS0824S				
SP3518M	AFS0548S	SP61065M	AFS0755S				
SP3534M	AFS0402S	SP61072M	AFS0825S				
SP3555M	AFS0865S	SP61076M	AFS0830S				
SP3909M	AFS0228P	SP61084M	AFS0831S				
SP3976M	AFS0463S	SP61085M	AFS0854S				
SP6003M	AFS0277S	SP61087M	AFS0865S				
SP6012M	AFS0244S	SP61088M	AFS0390S				
SP6013M	AFS0240S	SP61090M	AFS0389S				
SP6028M	AFS0245S	SP61092M	AFS0826S				
SP6041M	AFS0292S	SP61099M	AFS0827S				
SP6043M	AFS0301S	SP61161M	AFS0829S				
SP6045M	AFS0483S	SP61321M	AFS0390S				
SP6073M	AFS0293S	SP61374M	AFS0544S				
SP6076M	AFS0271S						
SP6081M	AFS0282S						
SP6085M	AFS0481S						
SP6086M	AFS0550S						
SP6100M	AFS0452S						
SP6122M	AFS0467S						
SP6140M	AFS0303S						
SP6142M	AFS0305S						
SP6143M	AFS0304S						
SP6145M	AFS0442S						
SP6148M	AFS0443S						
SP6149M	AFS0455S						
SP6151M	AFS0482S						
SP6152M	AFS0451S						
SP6153M	AFS0439S						
SP6159M	AFS0454S						
SP6161M	AFS0284S						
SP6163M	AFS0281S						
SP6170M	AFS0390S						
SP6171M	AFS0391S						
SP6172M	AFS0392S						
SP6175M	AFS0484S						
SP6177M	AFS0759S						
SP6181M	AFS0434S						
SP6214M	AFS0234S						

GM I.D. TAG NUMBERS

GM I.D.Tag No.	ReTech No.
CAG	RE0424S
CRF	RE0548S
CRF	AFS0548S
CRG	RE0403S
CRG	RE0547S
CRG	AFS0403S
CRG	AFS0547S
CRH	RE0547S
CRH	AFS0547S
CRL	RE0547S
CRL	AFS0547S
CRL	RE0548S
CRL	AFS0548S
CRM	RE0548S
CRM	AFS0548S
CRP	RE0403S
CRP	AFS0403S
CRP	RE0547S
CRP	AFS0547S
CRQ	RE0547S
CRQ	AFS0547S
CRQ	RE0548S
CRQ	AFS0548S
CRV	RE0547S
CRV	AFS0547S
EPF	RE0422S
EPV	RE0528S
EPV	AFS0528S
EPX	RE0422S
EPZ	RE0457S
ERA	RE0457S
ERB	RE0457S
ERC	RE0457S
ERD	RE0457S
FRE	RE0420S
FRE	AFS0420S
FRL	RE0385S
FRN	RE0386S
FRP	RE0385S
FRT	RE0392S
FRT	AFS0392S
GAH	RE0453S
GAL	RE0523S
GAL	AFS0523S
GAM	RE0483S
GAM	AFS0483S
GAP	RE0523S
GAP	AFS0523S
GAT	RE0485S
GAV	RE0523S
GAV	AFS0523S
GAZ	RE0447S
GBB	RE0452S
GBB	AFS0452S
GDJ	RE0523S
GDJ	AFS0523S
GDX	RE0480S
GDX	AFS0480S
GET	RE0413S
GET	AFS0413S

GM I.D.Tag No.	ReTech No.
GEU	RE0419S
GEV	RE0423S
GEW	RE0425S
GFF	RE0393S
GFF	AFS0393S
GFG	RE0484S
GFG	AFS0484S
GFH	RE0454S
GFH	AFS0454S
GFJ	RE0449S
GFJ	AFS0449S
GFK	RE0523S
GFK	AFS0523S
GFL	RE0443S
GFL	AFS0443S
GFM	RE0482S
GFM	AFS0482S
GFN	RE0451S
GFN	AFS0451S
GFP	RE0439S
GFP	AFS0439S
GFR	RE0440S
GFS	RE0440S
GFT	RE0442S
GFT	AFS0442S
GFU	RE0455S
GFU	AFS0455S
GFV	RE0402S
GFV	AFS0402S
GFY	RE0393S
GFY	AFS0393S
GFZ	RE0484S
GFZ	AFS0484S
JDB	RE0434S
JDB	AFS0434S
JDE	RE0434S
JDE	AFS0434S
JDK	RE0438S
JDK	AFS0438S
JPT	RE0235S
JPT	AFS0235S
JPU	RE0231S
JPU	AFS0231S
JPX	RE0231S
JPX	AFS0231S
JPZ	RE0529S
JRA	RE0235S
JRA	AFS0235S
JRD	RE0235S
JRD	AFS0235S
JTX	RE0231S
JTX	AFS0231S
JTZ	RE0529S
MFS	RE0530S
MFS	AFS0530S
MFZ	RE0530S
MFZ	AFS0530S
MGD	RE0530S
MGD	AFS0530S
MGP	RE0755S

GM I.D.Tag No.	ReTech No.
MGP	AFS0755S
NPC	RE0233S
NPD	RE0234S
NPD	AFS0234S
NPF	RE0418S
NPF	AFS0418S
NPG	RE0418S
NPG	AFS0418S
SFF	RE0527S
SFF	AFS0527S
SFR	RE0240S
SFR	AFS0240S
SFU	RE0545S
SFU	AFS0545S
SFX	RE0527S
SFX	AFS0527S
SFY	RE0244S
SFY	AFS0244S
SFZ	RE0239S
SFZ	AFS0239S
SGD	RE0429S
SGD	AFS0429S
SGG	RE0429S
SGG	AFS0429S
SGH	RE0437S
SGH	AFS0437S
SGJ	RE0545S
SGJ	AFS0545S
SGK	RE0438S
SGK	AFS0438S
SHB	RE0475S
TCA	RE0245S
TCA	AFS0245S
TCB	RE0247S
TCB	AFS0247S
TCE	RE0245S
TCE	AFS0245S
TCF	RE0550S
TCF	AFS0550S
TCH	RE0481S
TCH	AFS0481S
TCP	RE0247S
TCP	AFS0247S
TCU	RE0389S
TCU	AFS0389S
TDA	RE0392S
TDA	AFS0392S
TDB	RE0390S
TDB	AFS0390S
TDC	RE0391S
TDC	AFS0391S
TDD	RE0394S
TDF	RE0395S
UAL	RE0463S
UAL	AFS0463S
UAT	RE0463S
UAT	AFS0463S
UAZ	RE0463S
UAZ	AFS0463S
UBA	RE0463S

GM I.D.Tag No.	ReTech No.
UBA	AFS0463S
VAH	AFS0799S
VAJ	RE0525S
VAJ	AFS0525S
VAK	RE0524S
VAL	RE0526S
VAY	RE0454S
VAY	AFS0454S
VAZ	RE0449S
VAZ	AFS0449S
VEC	AFS0799S
VER	AFS0799S
VRA	AFS0799S
VSD	AFS0799S
VSS	RE0449S
VSS	AFS0449S
WBG	RE0757S
WBG	AFS0757S

GM I.D.Tag No.	ReTech No.
WED	RE0456S
WED	AFS0456S
WFA	RE0466S
WFD	RE0456S
WFD	AFS0456S
WFE	RE0252S
WFE	AFS0252S
WFF	RE0253S
WFL	RE0426S
WFM	RE0851S
WFN	RE0406S
WFN	AFS0406S
WFP	RE0467S
WFP	AFS0467S
WFR	RE0466S
WFS	RE0468S
WFT	RE0252S
WFT	AFS0252S

GM I.D.Tag No.	ReTech No.
WFV	RE0252S
WFV	AFS0252S
WFW	RE0759S
WFW	AFS0759S
WGB	RE0757S
WGB	AFS0757S
WGE	RE0406S
WGE	AFS0406S
WGG	RE0252S
WGG	AFS0252S
WGH	RE0456S
WGH	AFS0456S
WGK	RE0406S
WGK	AFS0406S
WGL	RE0398S
WGF	RE0252S
WGF	AFS0252S

AFS NEW AND RETECH® REMANUFACTURED ELECTRIC FUEL PUMP LIMITED WARRANTY

All ReTech Remanufactured and AFS New Electric Fuel Pumps are warranted to be free from defects in material and factory workmanship, under normal use and service for a period of 12 months or 12,000 miles, from the date of purchase.

Justification

A statement by the installer must be included with the defective pump regarding nature of defect.

Coverage

Any part of these units that fails because of defective parts or factory workmanship during the period of warranty may be exchanged for replacement part(s).

Limitations

- Warranty Provides for failed part only, with no labor allowance.
- Warranty covers premature failure replacement due to defects in material and/or workmanship only. Installer error, alteration, or abuse will be cause for exclusion.
- Warranty is non-transferable; applies only to original purchaser only.
- Warranty replacements will not extend the original terms of coverage. A replacement is warranted only for the unexpired time on the original warranty (subject to adjustment at the discretion of Universal Manufacturing Company).
- A dated invoice for the original sale of pump MUST be included with unit to validate claim.
- Consequential expenses resulting from premature failure will not be covered.
- Coverage may be denied if time and mileage cannot be verified or other requested documentation is not submitted.

Before Installation of an Electric Fuel Pump Always Check

- Have the Vehicle Shop Service Manual on Hand to Refer to Proper Removal and Installation Procedures
- 13.5 Volts at the Pump
- Thoroughly Clean the Fuel Tank
- Install New Strainer and New In-Line Filter

RETECH® REMANUFACTURED ELECTRIC FUEL PUMP CORE RETURN POLICY

All ReTech Remanufactured electric fuel pumps carry a \$15.00 core charge. Forfeiture of the entire \$15.00 will occur if the electric fuel pump assembly core.....

- Is not returned in the ReTech box
- Is not type for type
- Is not assembled
- Has the wiring harness cut off
- Has broken off connecting tube(s)
- Has broken of locking tab(s)

The ReTech and AFS Difference

- OEM Cores Remanufactured to Ensure a Perfect Fit
- Component Parts are Inspected and Qualified Prior to Assembly
- All Pump Motors are Tested for Pressure, Flow, Amp Draw, and Leaks
- All Fuel Pumps (New and Reman) are Computerized Performance Tested
- All Remanufactured Electric Fuel Pumps are Wave Form Tested
- All Fuel Pumps Receive Final, Full Assembly Test Prior to Packaging
- Pump Only or Entire In-Tank Assemblies Available
- Flex-Fuel Applications Available
- Import and Domestic Applications Available
- ISO9001 Registered Facility
- 12 Month – 12,000 Mile Warranty

universal
MANUFACTURING COMPANY

apra


AAIA[®]

ReTech

REMANUFACTURED AUTOMOTIVE PARTS

TRANSFER CASE & SHIFT MOTOR CATALOG

Remanufacturing Tomorrow's
World Since 1946



ReTech Transfer Cases and Transfer Case Motors

Table of Contents

CATALOG SECTION	
AM GENERAL	3
BUICK.....	3
CADILLAC	3
CHEVROLET.....	4
CHRYLSEY	10
DODGE	11
FORD	15
GMC	20
ISUZU.....	26
JEEP.....	26
LINCOLN	30
MAZDA.....	30
MERCURY	31
MINI.....	31
OLDSMOBILE	31
PLYMOUTH.....	32
PONTIAC.....	32
SATURN	32
INFORMATION SECTION	
TRANSFER CASE BUYER'S GUIDE	33
TRANSFER CASE ILLUSTRATIONS	46
TRANSFER CASE SHIFT MOTOR ILLUSTRATIONS.....	59
TRANSFER CASE CROSS REFERENCE (Tag Number to ReTech Number)	64
TRANSFER CASE CROSS REFERENCE (ReTech Number to Tag Number)	76
TRANSFER CASE SHIFT MOTOR CROSS REFERENCE (ReTech Number to OEM Part Number).....	88

*The accuracy of the catalog information is based on data available at the time of printing.
Universal Manufacturing Company, Inc., is not liable for costs incurred by
wrong installation based on catalog information.*

**ReTech® and AFS by Universal Manufacturing Company
Electronic Catalog Partners**



SHOW – ME – THE – PARTS LINE CODE for AFS and ReTech® PRODUCTS:
All Product Lines: **UNIV**



ACTIVANT LINE CODES for AFS and ReTech® PRODUCTS:

AFS Electric Fuel Pumps (NEW): AFK

ReTech® Fuel Pumps (Reman.): RTU

Brake Calipers (Reman. Loaded): RTL

Brake Calipers (Reman.): RTM

Transfer Cases & Shift Motors: RDC



WRENCH HEAD LINE CODE for AFS and ReTech® PRODUCTS: REY

All Product Lines: **REY**

YEAR	APPLICATION	ID#	PART# W/MOTOR	PART# W/O MOTOR	TRANSFER CASE MOTOR
AM GENERAL					
H1 HUMMER					
1999-98	32 spline input, 32 rear slip output w/oil cooler, mechanical speedo hole	242AMG		UMT315-4	
1997-95	32 front input spline, 32 rear slip output w/oil cooler, electronic speedo	242AMG		UMT315-3	
H2 HUMMER					
2009-08	32 spline input, 32 rear slip, 32 front output, w/ 6L80E trans. w/ 6.0L or 6.2L engine, electric shift	MP4484	UMT315-9M	UMT315-9	UMM4482
2007-03	(electric shift) 27 spline front input, rear slip output, female spline front output, full-time two speed	BW4484	UMT315-5M	UMT315-5	UMM4482
H3 HUMMER					
2010-06	27 spline input, 32 rear slip circular front output yoke, 2-speed high ratio. (NR6)	BW4494	UMT315-6M	UMT315-6	UMM4493
2007-06	27 spline input, 32 rear slip circular front output yoke, 2-speed, AWD. (NR4)	BW4493	UMT315-7M	UMT315-7	UMM4493
HUMMER (Military H1)					
1999-97	32 spline input, 27 rear slip, mechanical speedo hole; indicator switch in rear brg support only w/o	NV242AMG		UMT315-8	
BUICK					
ENCLAVE					
2010-09	AWD - Power Take-Off Unit			UMT150	
RAINIER					
2007-04	27 spline input, electric shift, rear slip, male front slip single speed, AWD	126GM	UMT136-3M	UMT136-3	UMM1126
2006-04	27 spline input, (electric shift) male front slip yoke	226GM	UMT136-2M	UMT136-2	UMM1226
CADILLAC					
CTS					
2012-08	41 spline second design input, bolt on rear cupped yoke, front output cupped yoke 3.6L, 4.6L AWD; w/ T.O.D. MYB, MX7	BW4477		UMT103-51	
2012-08	43 spline input, front & rear cupped yokes; AWD 3.6L engine w/ T.O.D.	BW4477		UMT103-5	
ESCALADE / ESV / EXT					
2009	32 spline input, 32 rear output, female front output shaft (Electric Shift)	MP3023LD	UMT141-7M	UMT141-7	UMM3023
2008-07	32 spline input, 32 rear slip, female front output, AWD; No sensor hole.	BW4485		UMT142	
2006-03	27 spline front input, 32 rear slip, female front output, AWD. Sensor hole in rear cover	BW4481		UMT103-3	
2006-01	27 spline front input, rear slip female spline front output; AWD	149GM		UMT137-3	
2000-99	27 spline front input, rear slip female spline front output; AWD	246GM	UMT137-1M	UMT137-1	UMM1237
SRX, STS					
2011-10	41 spline second design input, bolt on rear cupped yoke, front output cupped yoke 3.6L, 4.6L AWD; w/ T.O.D. MYB, MX7			UMT103-51	
2011-10	43 spline input, front & rear cupped yokes; AWD 3.6L - bolt on rear yoke, MYB - MX7 - 4.6L--Clutch Pak, 6L50E, 6 speed auto trans.	BW4477		UMT103-5	
2009-08	41 spline input, Front & Rear cupped yoke, AWD, second design	BW4479		UMT103-61	
2009-08	43 spline input, front & rear cupped yoke. AWD 3.6L and 4.6L - MYB-MX7; 6L50E, 6 speed auto trans.	BW4479		UMT103-6	
2009-04	41 spline input, Front & Rear cupped yoke. AWD 3.6L and 4.6L, MV3-MX5, second design input	BW4476		UMT103-41	
2009-04	43 spline input; front & rear cupped yokes; AWD 3.6L and 4.6L - MV3-MX5, 5L50E, 5L40E, 5 speed auto	BW4479		UMT103-4	

YEAR	APPLICATION	ID#	PART# W/MOTOR	PART# W/O MOTOR	TRANSFER CASE MOTOR
CHEVROLET					
ASTRO					
2005-99	27 spline front input, rear slip output male front output spline (electric shift)	136GM	UMT135M	UMT135	UMM1235
1998-96	27 spline rear output, 4.90 front input mounting flange Borg Warner, AWD	BW1372 BW4472		UMT101	
1995-90	27 spline rear output 4.13 front input mounting flange 4 1/2" front output circular yoke Borg Warner,AWD	BW1372 BW4472		UMT100	
1995-90	32 spline rear output, 4.13 front input mounting flange, 5" front output circular yoke Borg Warner, AWD	BW1372 BW4472		UMT102	
AVALANCHE 1500					
2009	32 spline input, 32 rear output, female front output shaft (Electric Shift)	MP3023LD	UMT141-7M	UMT141-7	UMM3023
2009-08	27 spline input, 32 rear slip output female spline front output (electric shift)	MP3023LD	UMT141-1M	UMT141-1	UMM3023
2007-04	27 spline front input, rear slip female spline front output; AWD	149GM		UMT137-3	
2007-03	27 spline input shaft, rear slip output, female front output, splined shift sector	246GM	UMT137-4M	UMT137-4	UMM2237
2004	(electric shift) 27 spline front input, rear slip output, female spline front output, full-time two speed	BW4482	UMT140M	UMT140	UMM4482
2002	27 spline front input, rear slip female spline front output	246GM	UMT137-1M	UMT137-1	UMM1237
AVALANCHE 2500					
2006-03	32 spline input shaft, rear slip output, female front output, splined shift sector	246GM	UMT137-5M	UMT137-5	UMM2237
2002	32 spline input shaft, rear slip output, female front output, oval shift sector	246GM	UMT137-2M	UMT137-2	UMM1237
BLAZER (Full Size)					
1994-93	27 spline front input, rear slip output three wire indicator, electronic speedo, 4" bell front output yoke 4L60E Trans. New Process	NP241C		UMT112	
1994-92	32 spline front input, rear slip output, two wire indicator, electronic speedo, 4" bell front output yoke, 4L80E New Process	NP241C		UMT110	
1992	27 spline front input, rear slip output, two wire indicator, electronic speedo, 4" bell front output yoke, 700R4 trans., New Process	NP241C		UMT109	
COLORADO					
2010-04	27 spline input, two indicator switches, one rear sensor, w/o speedo hole, square front output yoke, electric shift		UMT170M	UMT170	UMM1700
EQUINOX					
2009-08	Power Transfer Unit: 6-speed (opt. MH4)			UMT160-2	
2009-07	AWD - Power Take-Off Unit: 5-Speed			UMT160-1	
2006-05	AWD - Power Take-Off Unit			UMT160	
EXPRESS 1500					
2011-03	27 spline input, rear slip output, female spline front output A.W.D.	BW4473		UMT103-2	
EXPRESS 2500					
2011-03	27 spline input, rear slip output, female spline front output A.W.D.	BW4473		UMT103-2	
K10 PICKUP					
1986-81	Synchronized front 27 spline input shaft 350-700 Series Trans. New Process	NP208C		UMT503	
1986-81	Synchronized front 32 spl. input shaft 400 Series Trans. Manual Transmission New Process	NP208C		UMT504	
K1500 PICKUP					
1999-96	(electric shift) 27 spline front input, rear slip output three wire indicator, electronic speedo, fixed front output yoke 4L60E Trans. New Process	NP243C	UMT114-1M	UMT114-1	UMM1243
1999-96	(electric shift) 32 spline front input, rear slip output three wire indicator, electronic speedo, fixed front output yoke 4L80E Trans. New Process	NP243C	UMT114-2M	UMT114-2	UMM1243
1999-95	32 spline input, rear slip output two wire terminal fixed front yoke electronic speedo New Process	NP241C		UMT126-1	
1999-95	27 spline front input, rear slip output three wire indicator, electronic speedo, fixed front output yoke, 4L60E Trans. New Process	NP241C		UMT127	

YEAR	APPLICATION	ID#	PART# W/MOTOR	PART# W/O MOTOR	TRANSFER CASE MOTOR
CHEVROLET (cont.)					
K1500 PICKUP (cont.)					
1998-95	32 spline front input, rear slip output three wire indicator, electronic speedo, fixed front output yoke 4L80E Trans. New Process	NP241C		UMT128	
1994	32 spline front input, rear slip output three wire indicator 4" bell front output yoke. 4L80E Trans. New Process	NP241C		UMT111	
1994-93	27 spline front input, rear slip output three wire indicator, electronic speedo, 4" bell front output yoke 4L60E Trans. New Process	NP241C		UMT112	
1994-89	32 spline front input, rear slip output, two wire indicator, electronic speedo, 4" bell front output yoke, 4L80E New Process	NP241C		UMT110	
1992-89	27 spline front input, rear slip output, two wire indicator, electronic speedo, 4" bell front output yoke, 700R4 trans., New Process	NP241C		UMT109	
1988	Synchronized front 27 spline input shaft 350-700 Series Trans. New Process	NP208C		UMT503	
1988	Synchronized front 32 spl. input shaft 400 Series Trans. Manual Transmission New Process	NP208C		UMT504	
K20 PICKUP					
1986-81	Synchronized front 27 spline input shaft 350-700 Series Trans. New Process	NP208C		UMT503	
1986-81	Synchronized front 32 spl. input shaft 400 Series Trans. Manual Transmission New Process	NP208C		UMT504	
K20 SUBURBAN					
1984-81	Synchronized front 32 spl. input shaft 400 Series Trans. Manual Transmission New Process	NP208C		UMT504	
K2500 PICKUP					
2000-96	(electric shift) 32 spline front input, rear slip output three wire indicator, electronic speedo, fixed front output yoke 4L80E Trans. New Process	NP243C	UMT114-2M	UMT114-2	UMM1243
2000-95	27 spline front input, rear slip output three wire indicator, electronic speedo, fixed front output yoke, 4L60E Trans. New Process	NP241C		UMT127	
2000-95	32 spline front input, rear slip output three wire indicator, electronic speedo, fixed front output yoke 4L80E Trans. New Process	NP241C		UMT128	
1999-96	(electric shift) 27 spline front input, rear slip output three wire indicator, electronic speedo, fixed front output yoke 4L60E Trans. New Process	NP243C	UMT114-1M	UMT114-1	UMM1243
1999-95	32 spline input, rear slip output two wire terminal fixed front yoke electronic speedo New Process	NP241C		UMT126-1	
1994	32 spline front input, rear slip output three wire indicator 4" bell front output yoke. 4L80E Trans. New Process	NP241C		UMT111	
1994-93	27 spline front input, rear slip output three wire indicator, electronic speedo, 4" bell front output yoke 4L60E Trans. New Process	NP241C		UMT112	
1994-89	32 spline front input, rear slip output, two wire indicator, electronic speedo, 4" bell front output yoke, 4L80E New Process	NP241C		UMT110	
1992-89	27 spline front input, rear slip output, two wire indicator, electronic speedo, 4" bell front output yoke, 700R4 trans., New Process	NP241C		UMT109	
1988	Synchronized front 27 spline input shaft 350-700 Series Trans. New Process	NP208C		UMT503	
1988	Synchronized front 32 spl. input shaft 400 Series Trans. Manual Transmission New Process	NP208C		UMT504	
K3500 PICKUP					
2000-95	32 spline front input, fixed front output yoke, slip rear output yoke. w/P.T.O., 3 position switch Borg Warner	BW1370 BW4401		UMT120-1	
2000-94	32 spline front and rear fixed yokes, w/P.T.O., 3 position switch Borg Warner	BW1370 BW4401		UMT117-1	
2000-94	32 spline front and rear fixed yokes, w/P.T.O., 3 position switch Borg Warner	BW4470		UMT121-1	
1997-94	32 spline front input shaft, fixed rear output yoke, 4" bell type front output yoke, w/P.T.O., 3 position switch Borg Warner	BW4470		UMT123-1	
1996-94	32 spline, w/P.T.O. 4" bell front output yoke, fixed rear output yoke 3 position switch Borg Warner	BW1370 BW4401		UMT116-1	

YEAR	APPLICATION	ID#	PART# W/MOTOR	PART# W/O MOTOR	TRANSFER CASE MOTOR
CHEVROLET (cont.)					
K3500 PICKUP (cont.)					
1994	32 spline, w/P.T.O., slip rear yoke, 4" bell front output yoke, 3 position switch Borg Warner	BW1370 BW4401		UMT119-1	
1993-90	32 spline front input, w/P.T.O. fixed rear yoke, 4" bell front output yoke, 2 position yoke Borg Warner	BW4470		UMT123-2	
1993-89	32 spline front input, w/P.T.O., fixed rear yoke, 4" bell yoke front output, 2 position switch Borg Warner	BW1370 BW4401		UMT116-2	
1993-89	32 spline w/P.T.O. slip rear yoke, 4" bell front output yoke, 2 position switch Borg Warner	BW1370 BW4401		UMT118-1	
1991-88	32 spline front input, rear slip output, two wire indicator, electronic speedo, 4" bell front output yoke, 4L80E New Process	NP241C		UMT110	
KODIAK (Medium Truck)					
2007-06	(electric shift) remote mount with 3 flanged yokes, w/o speedo hole	273C	UMT139-6M	UMT139-6	UMM2263
S10 BLAZER					
2005-99	27 spline front input, rear slip output male front output spline (electric shift)	236GM	UMT136-1M	UMT136-1	UMM1237
2005-96	27 spline input, 32 spline slip rear output, electric shift, electronic speedo, slip front output yoke, vacuum shift indicator, raised seal retainer New Process	NP233C	UMT108-3M	UMT108-3	UMM1233
1998-95	27 spline front input, 27 spline rear slip output, electric shift, electronic speedo, slip front output yoke, vacuum shift indicator above electric shift New Process	NP233C	UMT108-1M	UMT108-1	UMM1233
1997-96	32 spline rear output, 4.90 front input mounting flange Borg Warner, AWD	BW1372 BW4472		UMT103	
1997-96	27 spline front input, 32 spline rear slip yoke, front slip output, electronic speedo, wire or vacuum shift indicator, top mounting holes, raised seal retainer	NP231C		UMT104-3	
1997-95	27 spline front input 27 spline slip rear output fixed front yoke, electronic speedo, electric shift, vacuum shift indicator above electric shift New Process	NP233C	UMT107-2M	UMT107-2	UMM1233
1995	32 spline rear output, 4.13 front input mounting flange, 5" front output circular yoke Borg Warner, AWD	BW1372 BW4472		UMT102	
1995	27 spline front input 32 spline rear slip yoke, slip front output yoke, electronic speedo, flat seal retainer, w/o top mounting holes New Process	NP231C		UMT104-4	
1995	27 spline front input 32 spline slip rear output, electric shift, electronic speedo, slip front output yoke vacuum shift indicator above electric shift, flat seal retainer New Process	NP233C	UMT108-2M	UMT108-2	UMM1233
1995-94	27 spline front input, 32 spline rear yoke, front slip yoke, electronic speedo, wire or vacuum shift indicator, top mounting holes, flat seal retainer New Process	NP231C		UMT104-2	
1994-93	32 spline rear output, 4.13 front input mounting flange, 5" front output circular yoke Borg Warner, AWD	BW1372 BW4472		UMT102	
1994-92	27 spline front input 32 spline rear slip output, electric shift, electronic speedo, fixed front yoke vacuum shift indicator above electric shift, top mounting holes	NP233C	UMT107-1M	UMT107-1	UMM1233
1994-92	27 spline front input, 32 spline rear slip output, electric shift, electronic speedo, fixed front yoke, vacuum shift indicator above electric shift, w/o top mounting holes, New Process	NP233C	UMT107-3M	UMT107-3	UMM1233
1993-92	27 spline front input, 32 spline rear slip output, fixed front yoke, wire or vacuum shift indicator, top mounting holes New Process	NP231C		UMT106-1	
1993-92	27 spline front input 32 spline rear slip output, fixed front yoke, wire or vacuum shift indicator, w/o top mounting holes New Process	NP231C		UMT106-2	
S10 PICKUP					
2004-99	27 spline front input, rear slip output male front output spline (electric shift)	236GM	UMT136-1M	UMT136-1	UMM1237
2004-96	Ext. Cab 27 spline input, 32 spline slip rear output, electric shift, electronic speedo, slip front output yoke, vacuum shift indicator, raised seal retainer New Process	NP233C	UMT108-3M	UMT108-3	UMM1233
2001-95	27 spline front input 27 spline slip rear output fixed front yoke, electronic speedo, electric shift, vacuum shift indicator above electric shift New Process	NP233C	UMT107-2M	UMT107-2	UMM1233
1998-95	27 spline front input, 27 spline rear slip output, electric shift, electronic speedo, slip front output yoke, vacuum shift indicator above electric shift New Process	NP233C	UMT108-1M	UMT108-1	UMM1233

YEAR	APPLICATION	ID#	PART# W/MOTOR	PART# W/O MOTOR	TRANSFER CASE MOTOR
CHEVROLET (cont.)					
S10 PICKUP (cont.)					
1997-96	Ext. Cab 27 spline front input, 32 spline rear slip yoke, front slip output, electronic speedo, wire or vacuum shift indicator, top mounting holes, raised seal retainer	NP231C		UMT104-3	
1995-94	Ext. Cab 27 spline front input 32 spline rear slip yoke, slip front output yoke, electronic speedo, flat seal retainer, w/o top mounting holes New Process	NP231C		UMT104-4	
1995-94	Ext. Cab 27 spline front input 32 spline slip rear output, electric shift, electronic speedo, slip front output yoke vacuum shift indicator above electric shift, flat seal retainer New Process	NP233C	UMT108-2M	UMT108-2	UMM1233
1995-94	Ext. Cab 27 spline front input, 32 spline rear yoke, front slip yoke, electronic speedo, wire or vacuum shift indicator, top mounting holes, flat seal retainer New Process	NP231C		UMT104-2	
1994-92	Ext. Cab 27 spline front input 32 spline rear slip output, electric shift, electronic speedo, fixed front yoke vacuum shift indicator above electric shift, top mounting holes	NP233C	UMT107-1M	UMT107-1	UMM1233
1994-92	Ext. Cab 27 spline front input 32 spline rear slip output, electric shift, electronic speedo, fixed front yoke vacuum shift indicator above electric shift, w/o top mounting holes New Process	NP233C	UMT107-3M	UMT107-3	UMM1233
1993-92	Ext. Cab 27 spline front input 32 spline rear slip output, fixed front yoke, wire or vacuum shift indicator, top mounting holes New Process	NP231C		UMT106-1	
1993-92	Ext. Cab 27 spline front input 32 spline rear slip output, fixed front yoke, wire or vacuum shift indicator, w/o top mounting holes New Process	NP231C		UMT106-2	
SILVERADO 1500					
2012-11	Electric shift, 11 mounting studs, 29 spline input, 33 rear slip, 32 female spline front output, one sensor hole	MP1626XHD	UMT141-10M	UMT141-10	UMM1626
2012-08	32 spline input, 32 rear slip female spline front output, manual shift	MP1222LD		UMT141-8	
2012-08	27 spline input, 32 rear slip female spline front output (manual shift)	MP1222LD		UMT141-2	
2012-07	27 spline input, 32 rear slip output female spline front output (electric shift)	MP3023LD	UMT141-1M	UMT141-1	UMM3023
2012-07	32 spline input, 32 rear output, female front output shaft (Electric Shift)	MP3023LD	UMT141-7M	UMT141-7	UMM3023
2008-07	32 spline input, 32 rear slip, female front output, AWD; No sensor hole.	BW4485		UMT142	
2007-03	27 spline input shaft, rear slip output, female front output, splined shift sector	246GM	UMT137-4M	UMT137-4	UMM2237
2007-03	32 spline input shaft, rear slip output, female front output, splined shift sector	246GM	UMT137-5M	UMT137-5	UMM2237
2007-03	27 spline front input, rear slip female front output, AWD SS	149GM		UMT137-3	
2006-99	27 spline front input, 32 rear slip output, female spline front output (manual shift) LD	261GM		UMT138-1	
2006-99	32 spline front input, rear slip output, female spline front output (manual shift) LD	261GM		UMT138-2	
2005-03	(electric shift) 27 spline front input, rear slip output, female spline front output, full-time two speed	BW4482	UMT140M	UMT140	UMM4482
2002-99	(electric shift) 27 spline front input, rear slip output female spline front output	246GM	UMT137-1M	UMT137-1	UMM1237
2002-99	(electric shift) 32 spline front input rear slip output female spline front output	246GM	UMT137-2M	UMT137-2	UMM1237
SILVERADO 2500					
2004-03	32 spline input (electric shift) 32 spline rear output, female front output shaft	263HD	UMT139-5M1	UMT139-5	UMM2263
2004-03	29 spline front input, (electric shift) 31 spline rear slip 1.608 O.D. female front output shaft	263XHD	UMT139-3M1	UMT139-3	UMM2263
2004-03	32 spline input shaft, rear slip output, female front output, splined shift sector	246GM	UMT137-5M	UMT137-5	UMM2237
2004-01	29 spline front input (manual shift) 31 spline rear slip 1.608 O.D. female front output shaft	261XHD		UMT139-4	
2002-01	32 spline input (electric shift) 32 spline rear output, female front output shaft	263HD	UMT139-5M	UMT139-5	UMM1263
2002-01	29 spline front input, (electric shift) 31 spline rear slip 1.608 O.D. female front output shaft	263XHD	UMT139-3M	UMT139-3	UMM1263

YEAR	APPLICATION	ID#	PART# W/MOTOR	PART# W/O MOTOR	TRANSFER CASE MOTOR
CHEVROLET (cont.)					
SILVERADO 2500 (cont.)					
2002-99	(electric shift) 27 spline front input, rear slip output female spline front output	246GM	UMT137-1M	UMT137-1	UMM1237
2002-99	(electric shift) 32 spline front input rear slip output female spline front output	246GM	UMT137-2M	UMT137-2	UMM1237
SILVERADO 2500 HD					
2012-11	Electric shift, 11 mounting studs, 33 spline input, 31 rear slip, 32 female spline front output, one sensor hole	MP1626XHD	UMT141-10M	UMT141-10	UMM1626
2012-11	29 spline input, 31 spline rear slip, 32 spline front output, 11 mounting holes, 1 sensor hole, 1 shift indicator above shift lever, w/ 6L90 trans, manual shift	MP1226XHD		UMT141-11	
2010-07	29 spline input, 31 rear slip, female spline front output, manual shift	MP1226XHD		UMT141-4	
2010-07	29 spline input, 31 rear slip, female spline front output, manual shift	MP1225HD		UMT141-3	
2010-07	(electric shift) 29 spline input gear, 31 rear slip, female spline front output yoke	MP1626XHD	UMT141-6M	UMT141-6	UMM1626
2009-08	29 spline input, 31 rear female spline, front output (Electric shift)	MP1625HD	UMT141-9M	UMT141-9	UMM1626
2008-07	32 spline input, 32 rear output, female front output shaft (Electric Shift)	MP3023LD	UMT141-7M	UMT141-7	UMM3023
2007-02	32 spline input (electric shift) 32 spline rear output, female front output shaft	263HD	UMT139-5M1	UMT139-5	UMM2263
2007-02	29 spline front input, (electric shift) 31 spline rear slip 1.608 O.D. female front output shaft	263XHD	UMT139-3M1	UMT139-3	UMM2263
2007-01	29 spline front input (manual shift) 31 spline rear slip 1.608 O.D. female front output shaft	261XHD		UMT139-4	
2007-01	32 spline front input, 32 rear slip output, female spline front output (manual shift) HD	261HD		UMT139-1	
SILVERADO 3500, 3500HD					
2012-11	Electric shift, 11 mounting studs, 29 spline input, 33 rear slip, 32 female spline front output, one sensor hole	MP1626XHD	UMT141-10M	UMT141-10	UMM1626
2012-11	29 spline input, 31 spline rear slip, 32 spline front output, 11 mounting holes, 1 sensor hole, 1 shift indicator above shift lever, w/ 6L90 trans, manual shift	MP1226XHD		UMT141-11	
2010-07	29 spline input, 31 rear slip, female spline front output, manual shift	1226XHD		UMT141-4	
2010-07	(electric shift) 29 spline input gear, 31 rear slip, female spline front output yoke	MP1626XHD	UMT141-6M	UMT141-6	UMM1626
2007-01	32 spline front input, 32 rear slip output, female spline front output (manual shift) HD	261GM		UMT139-1	
2007-01	29 spline front input (manual shift) 31 spline rear slip 1.608 O.D. female front output shaft	261XHD		UMT139-4	
2006-03	32 spline input (electric shift) 32 spline rear output, female front output shaft	263HD	UMT139-5M1	UMT139-5	UMM2263
2006-03	29 spline front input, (electric shift) 31 spline rear slip 1.608 O.D. female front output shaft	263XHD	UMT139-3M1	UMT139-3	UMM2263
2002-01	32 spline input (electric shift) 32 spline rear output, female front output shaft	263HD	UMT139-5M	UMT139-5	UMM1263
2002-01	29 spline front input, (electric shift) 31 spline rear slip 1.608 O.D. female front output shaft	263XHD	UMT139-3M	UMT139-3	UMM1263
SUBURBAN 1500 (Includes K1500)					
2012-09	32 spline input, 32 rear output, female front output shaft (Electric Shift)	MP3023LD	UMT141-7M	UMT141-7	UMM3023
2012-08	32 spline input, 32 rear slip female spline front output, manual shift	MP1222LD		UMT141-8	
2012-08	27 spline input, 32 rear slip output female spline front output (electric shift)	MP3023LD	UMT141-1M	UMT141-1	UMM3023
2009	32 spline input, 32 rear slip, female front output, AWD	BW4485		UMT142	
2007-03	27 spline input shaft, rear slip output, female front output, splined shift sector	246GM	UMT137-4M	UMT137-4	UMM2237
2007-03	32 spline input shaft, rear slip output, female front output, splined shift sector	246GM	UMT137-5M	UMT137-5	UMM2237
2006	AWD	149GM		UMT137-3	
2006-05	27 spline front input, 32 rear slip, female front output, AWD	BW4481		UMT103-3	
2005-03	(electric shift) 27 spline front input, rear slip output, female spline front output, full-time two speed	BW4482	UMT140M	UMT140	UMM4482
2004-99	27 spline front input, 32 rear slip output, female spline front output (manual shift) LD	261GM		UMT138-1	

YEAR	APPLICATION	ID#	PART# W/MOTOR	PART# W/O MOTOR	TRANSFER CASE MOTOR
CHEVROLET (cont.)					
SUBURBAN 1500 (Includes K1500) (cont.)					
2004-99	32 spline front input, rear slip output, female spline front output (manual shift) LD	261GM		UMT138-2	
2002-00	(electric shift) 32 spline front input rear slip output female spline front output	246GM	UMT137-2M	UMT137-2	UMM1237
2002-99	(electric shift) 27 spline front input, rear slip output female spline front output	246GM	UMT137-1M	UMT137-1	UMM1237
1999	(electric shift) 32 spline front input rear slip output female spline front output	246GM	UMT137-2M	UMT137-2	UMM1237
1999-96	(electric shift) 27 spline front input, rear slip output three wire indicator, electronic speedo, fixed front output yoke 4L60E Trans. New Process	NP243C	UMT114-1M	UMT114-1	UMM1243
1999-96	(electric shift) 32 spline front input, rear slip output three wire indicator, electronic speedo, fixed front output yoke 4L80E Trans. New Process	NP243C	UMT114-2M	UMT114-2	UMM1243
1999-95	27 spline front input, rear slip output three wire indicator, electronic speedo, fixed front output yoke, 4L60E Trans. New Process	NP241C		UMT127	
1999-95	32 spline front input, rear slip output three wire indicator, electronic speedo, fixed front output yoke 4L80E Trans. New Process	NP241C		UMT128	
1994-93	27 spline front input, rear slip output three wire indicator, electronic speedo, 4" bell front output yoke 4L60E Trans. New Process	NP241C		UMT112	
1993-92	27 spline front input, rear slip output two wire indicator, electronic speedo, 4" bell front output yoke TH700 Trans. New Process	NP241C		UMT109	
SUBURBAN 2500 (Includes K2500)					
2010-08	29 spline input, 31 rear slip, female spline front output (Electric shift)	MP3024HD	UMT141-5M	UMT141-5	UMM3023
2007-03	32 spline input shaft, rear slip output, female front output, splined shift sector	246GM	UMT137-5M	UMT137-5	UMM2237
2004-99	32 spline front input, rear slip output, female spline front output (manual shift) LD	261GM		UMT138-2	
2004-99	32 spline front input, 32 rear slip output, female spline front output (manual shift) HD	261GM		UMT139-1	
2002-00	(electric shift) 32 spline front input rear slip output female spline front output	246GM	UMT137-2M	UMT137-2	UMM1237
1999-96	(electric shift) 32 spline front input, rear slip output three wire indicator, electronic speedo, fixed front output yoke 4L80E Trans. New Process	NP243C	UMT114-2M	UMT114-2	UMM1243
1999-95	32 spline front input, rear slip output three wire indicator, electronic speedo, fixed front output yoke 4L80E Trans. New Process	NP241C		UMT128	
1996	(electric shift) 27 spline front input, rear slip output three wire indicator, electronic speedo, fixed front output yoke 4L60E Trans. New Process	NP243C	UMT114-1M	UMT114-1	UMM1243
1996-95	27 spline front input, rear slip output three wire indicator, electronic speedo, fixed front output yoke, 4L60E Trans. New Process	NP241C		UMT127	
1994	32 spline front input, rear slip output three wire indicator 4" bell front output yoke, 4L80E Trans. New Process	NP241C		UMT111	
1994-93	27 spline front input, rear slip output three wire indicator, electronic speedo, 4" bell front output yoke 4L60E Trans. New Process	NP241C		UMT112	
1994-92	32 spline front input, rear slip output, two wire indicator, electronic speedo, 4" bell front output yoke, 4L80E New Process	NP241C		UMT110	
1993-92	27 spline front input, rear slip output two wire indicator, electronic speedo, 4" bell front output yoke TH700 Trans. New Process	NP241C		UMT109	
TAHOE					
2012-09	32 spline input, 32 rear output, female front output shaft (Electric Shift)	MP3023LD	UMT141-7M	UMT141-7	UMM3023
2012-08	27 spline input, 32 rear slip output female spline front output (electric shift)	MP3023LD	UMT141-1M	UMT141-1	UMM3023
2007-03	27 spline input shaft, rear slip output, female front output, splined shift sector	246GM	UMT137-4M	UMT137-4	UMM2237
2005-03	(electric shift) 27 spline front input, rear slip output, female spline front output, full-time two speed	BW4482	UMT140M	UMT140	UMM4482

YEAR	APPLICATION	ID#	PART# W/MOTOR	PART# W/O MOTOR	TRANSFER CASE MOTOR
CHEVROLET (cont.)					
TAHOE (cont.)					
2002-99	27 spline front input, 32 rear slip output, female spline front output (manual shift) LD	261GM		UMT138-1	
2002-99	32 spline front input, rear slip output, female spline front output (manual shift) LD	261GM		UMT138-2	
2002-99	(electric shift) 27 spline front input, rear slip output female spline front output	246GM	UMT137-1M	UMT137-1	UMM1237
2002-99	(electric shift) 32 spline front input rear slip output female spline front output	246GM	UMT137-2M	UMT137-2	UMM1237
2000-95	27 spline front input, rear slip output three wire indicator, electronic speedo, 4" bell front output yoke 4L60E Trans. New Process	NP241C		UMT112	
1999-96	32 spline front input, rear slip output three wire indicator, electronic speedo, fixed front output yoke 4L80E Trans. New Process	NP241C		UMT128	
1999-95	(electric shift) 27 spline front input, rear slip output three wire indicator, electronic speedo, fixed front output yoke 4L60E Trans. New Process	NP243C	UMT114-1M	UMT114-1	UMM1243
1999-95	(electric shift) 32 spline front input, rear slip output three wire indicator, electronic speedo, fixed front output yoke 4L80E Trans. New Process	NP243C	UMT114-2M	UMT114-2	UMM1243
TRAILBLAZER / EXT					
2008	27 spline input, electric shift, rear slip, male front slip single speed	126GM	UMT136-3M	UMT136-3	UMM1126
2008-06	27 spline input, rear slip, male front output, AWD, no external controls	120 GM		UMT136-4	
2008-02	27 spline input. (electric shift) male front slip yoke	226GM	UMT136-2M	UMT136-2	UMM1226
V10 PICKUP					
1987	Synchronized front 27 spline input shaft 350-700 Series Trans. New Process	NP208C		UMT503	
1987	Synchronized front 32 spl. input shaft 400 Series Trans. Manual Transmission New Process	NP208C		UMT504	
V10 SUBURBAN					
1988-87	Synchronized front 27 spline input shaft 350-700 Series Trans. New Process	NP208C		UMT503	
1988-87	Synchronized front 32 spl. input shaft 400 Series Trans. Manual Transmission New Process	NP208C		UMT504	
V20 PICKUP					
1987	Synchronized front 27 spline input shaft 350-700 Series Trans. New Process	NP208C		UMT503	
1987	Synchronized front 32 spl. input shaft 400 Series Trans. Manual Transmission New Process	NP208C		UMT504	
V20 SUBURBAN					
1988-87	Synchronized front 27 spline input shaft 350-700 Series Trans. New Process	NP208C		UMT503	
1988-87	Synchronized front 32 spl. input shaft 400 Series Trans. Manual Transmission New Process	NP208C		UMT504	
V30 PICKUP					
1988	Synchronized front 27 spline input shaft 350-700 Series Trans. New Process	NP208C		UMT503	
CHRYSLER					
300					
2007-05	28 Spline front input, square front output yoke, triangle rear output yoke, AWD	MS140		UMT300-2	
PACIFICA					
2008-07	42 spline input, cup yoke, Getrag PTU, AWD			UMT271	
2006-04	Power Take Off Unit; (GetRag); Cup Yoke			UMT270	
Sebring					
2008	42 spline input, cup yoke, Getrag PTU, AWD			UMT271	
TOWN & COUNTRY					
2000-97	Power Transfer Unit			UMT280	
1995-93	Power Transfer Unit			UMT280	

YEAR	APPLICATION	ID#	PART# W/MOTOR	PART# W/O MOTOR	TRANSFER CASE MOTOR
DODGE (INCLUDES RAM TRUCKS)					
ASPEN					
2008-07	23 spline input, 32 rear slip, slip front output, w/o shift indicator switch, (electric shift), splined shift sector, .840 input (2nd Generation)	NV244 / 244HB	UMT317-3M1	UMT317-3	UMM1273
Avenger					
2008	42 spline input, cup yoke, Getrag PTU, AWD			UMT271	
CALIBER					
2009-07	AWD - Power Take-Off Unit			UMT260	
CARAVAN					
2000-97	Power Transfer Unit			UMT280	
1995-93	Power Transfer Unit			UMT280	
CHARGER					
2007-06	28 Spline front input, square front output yoke, triangle rear output yoke, AWD	MS140		UMT300-2	
D100 PICKUP					
1989	23 spline front input, fixed rear output yoke, circular front output yoke, 1.750" speedo hole, 1.550" exposed input shaft Right Hand Mount	NP241D		UMT312-4	
D150 PICKUP					
1993-89	23 spline front input, fixed rear output yoke, circular front output yoke, 1.750" speedo hole, 1.550" exposed input shaft Right Hand Mount	NP241D		UMT312-4	
D250 PICKUP					
1993-89	23 spline front input, fixed rear output yoke, circular front output yoke, 1.750" speedo hole, 1.550" exposed input shaft Right Hand Mount	NP241D		UMT312-4	
DAKOTA					
2011-06	23 spline input, 32 spline rear slip, cupped front output yoke, .840" exposed input, AT, (2-generation)	243D	UMT317-5M	UMT317-5	UMM1273
2007	23 spline input, 32 rear slip, slip front output, w/o shift indicator switch, (electric shift), splined shift sector, .840 input (2nd Generation)	NV244D	UMT317-3M1	UMT317-3	UMM1273
2007-05	23 spline input, 32 rear output slip w/o speedo hole, cup front output yoke .840 exposed input, electric shift	NV244D	UMT314-11M	UMT314-11	UMM1273
2007-05	23 spline input, 32 rear slip w/o speedo hole (electric shift) cup front output, splined shift sector, .840 exposed input shaft	NV233D	UMT312-11M	UMT312-11	UMM1273
2006	.840" Input, cup front output yoke, 32 spline rear slip, electric shift, auto trans.	NV243D	UMT317-6M	UMT317-6	UMM1273
2005-03	23 spline input, 32 rear slip w/o speedo hole (electric shift) cup front output, splined shift sector, .840 exposed input shaft, w/ Rectangular Sector Shaft	NP233D	UMT312-6M1	UMT312-6	UMM1133
2005-03	23 spline input, 32 rear output slip w/o speedo hole, cup front output yoke .840 exposed input, electric shift, w/ Rectangular Sector Shaft	NV244D	UMT314-10M	UMT314-10	UMM1133
2002-01	23 spline input, 32 rear output slip w/o speedo hole, cup front output yoke .840 exposed input, electric shift	NV244D	UMT314-8M	UMT314-8	UMM1243
2002-01	23 spline input, 32 spline rear slip w/o speedo hole (electric shift) cup front output .840 exposed input shaft	NP233D	UMT312-6M	UMT312-6	UMM1243
2001-00	23 spline input, 32 spline rear slip output, w/o speedo hole, shift indicator above shift lever, fixed front output yoke, .840" exposed input shaft	NP231D		UMT312-3	
2000-98	23 spline front input, 32 spline slip rear, w/o speedo hole, fixed front output yoke, four wire shift indicator switch New Process	NP242D		UMT315-1	
1999-98	23 spline front input 27 spline rear slip output w/o speedo hole, front fixed output yoke, shift indicator above shift lever, .840" exposed input shaft	NP231D		UMT311-1	
1999-98	23 spline front input, 32 spline slip rear output, w/o speedo hole, fixed front output yoke, two wire shift indicator above shift lever, .840" exposed input shaft New Process	NP231D		UMT309-1	
1997-96	23 spline front input 27 spline rear slip output, fixed front output yoke, w/ speedo hole, shift indicator above shift lever 840" exposed input shaft	NP231D		UMT311-3	

YEAR	APPLICATION	ID#	PART# W/MOTOR	PART# W/O MOTOR	TRANSFER CASE MOTOR
DODGE (INCLUDES RAM TRUCKS) (cont.)					
DAKOTA (cont.)					
1996-94	23 spline front input, 27 spline rear slip output, w/1.750" speedo hole, fixed front yoke, shift indicator above shift lever, 1.550" exposed input shaft New Process	NP231D		UMT310-1	
1993-88	23 spline input 26 spline rear slip output, fixed front yoke w/1.750" speedo hole, 1.550" exposed input shaft New Process	NP231D		UMT308-3	
1992-88	23 spline input, 26 spline rear slip output, shift indicator in tail housing, fixed front yoke, w/1.750" speedo hole, 1.550" exposed input shaft New Process	NP231D		UMT308-1	
DURANGO					
2011	3.6L Single speed, AWD, 26 external spline input gear, front & rear cup yokes	MP3010		UMT252	
2009-05	23 spline input, 32 rear slip, slip front output, electric shift .840" input (2nd Generation)	NV244 / 244HB	UMT317-3M1	UMT317-3	UMM1273
2005-04	23 spline input, 32 rear slip, slip front output, single speed .840 exposed input electric shift (1st Generation)	NV144D	UMT316-1M		UMM1144
2005-03	23 spline input, 32 spline rear slip w/o speedo hole (electric shift) cup front output .840 exposed input shaft	NP233D	UMT312-6M1	UMT312-6	UMM1133
2005-03	23 spline input, 32 rear output slip w/o speedo hole, cup front output yoke .840 exposed input, electric shift	NV244D	UMT314-10M	UMT314-10	UMM1133
2004	23 spline input, 32 rear slip, slip front output, w/o shift indicator switch, (electric shift), splined shift sector, .840 input (2nd Generation)	NV244 / 244HB	UMT317-3M	UMT317-3	UMM1244
2003-02	23 spline input, 32 rear slip, cup front output yoke w/o speedo hole, w/o indicator switch hole, single speed electric shift	NV133D	UMT312-9M	UMT312-9	UMM1243
2002-01	23 spline input, 32 rear output slip w/o speedo hole, cup front output yoke .840 exposed input, electric shift	NV244D	UMT314-8M	UMT314-8	UMM1243
2002-01	23 spline input, 32 spline rear slip w/o speedo hole (electric shift) cup front output .840 exposed input shaft	NP233D	UMT312-6M	UMT312-6	UMM1243
2000	23 spline input, 32 spline slip rear, two piece tail housing w/o speedo hole, two wire indicator switch, .840" exposed input gear New Process	NP242D		UMT315-2	
2000	23 spline input, 32 spline rear slip output, w/o speedo hole, shift indicator above shift lever, fixed front output yoke, .840" exposed input shaft	NP231D		UMT312-3	
1999-98	23 spline front input 27 spline rear slip output w/o speedo hole, front fixed output yoke, shift indicator above shift lever, .840" exposed input shaft	NP231D		UMT311-1	
1999-98	23 spline front input, 32 spline slip rear, w/o speedo hole, fixed front output yoke, four wire shift indicator switch New Process	NP242D		UMT315-1	
1999-98	23 spline front input, 32 spline slip rear output, w/o speedo hole, fixed front output yoke, two wire shift indicator above shift lever, .840" exposed input shaft New Process	NP231DHD		UMT309-1	
Journey					
2010-09	42 spline input, cup yoke, Getrag PTU, AWD			UMT271	
Magnum					
2007-05	28 Spline front input, square front output yoke, triangle rear output yoke, AWD	MS140		UMT300-2	
NITRO					
2009-07	26 External Spline, rear flange, cup front output yoke. single speed. Electric shift	143KA	UMT300-1M	UMT300-1	UMM1143
2008-07	23 spline input, rear flange, cup front output yoke. Single speed. Electric shift	143KA	UMT300M	UMT300	UMM1143
RAM 1500 PICKUP					
2012-06	23 spline input, 32 rear slip, slip front output w/o shift indicator switch, electric shift, splined shift sector. .840 Exposed Input (2-Generation)	243D	UMT317-4M	UMT317-4	UMM1273
2011-10	23 spline input, 32 rear slip, 32 spline front output, electric shift, w/ T.O.D.	BW4444	UMT319M	UMT319	UMM4482
2010-09	23 spline input, 32 rear slip, slip front output, electric shift, one rear sensor, no front output sensor or rear sensor. .840 exposed input	246D	UMT318-1M	UMT318-1	UMM2237
2008-06	23 spline input, 32 rear slip, slip front output, .840 exposed input, w/ front and rear sensor	NP246D	UMT318M	UMT318	UMM2237

YEAR	APPLICATION	ID#	PART# W/MOTOR	PART# W/O MOTOR	TRANSFER CASE MOTOR
DODGE (INCLUDES RAM TRUCKS) (cont.)					
RAM 1500 PICKUP (cont.)					
2005-04	23 spline input, 32 rear slip, slip front output, w/o shift indicator switch, electric shift .840 input (2nd Generation)	NV244D	UMT317-2M	UMT317-2	UMM1133
2005-04	23 spline input, 32 rear slip, slip front output, 2 wire shift indicator switch, manual shift .840 input, (2nd-Generation)	NP241D		UMT312-10	
2005-03	23 spline input, 32 rear slip, slip front output w/o shift indicator switch electric shift .840 exposed input (2-Generation)	243D	UMT317-1M1	UMT317-1	UMM1233
2003-02	23 spline input, second gen., 32 rear slip, w/o speedo hole, slip front output, 5-position indicator switch .840" exposed input, manual shift (2-Generation)	NP241D		UMT312-8	
2002	23 spline input, 32 rear slip, slip front output w/o shift indicator switch electric shift .840 exposed input (2-Generation)	243D	UMT317-1M	UMT317-1	UMM1243
2001-98	23 spline front input, 32 spline rear slip output, flat circular front output yoke, w/o speedo hole, vacuum shift indicator above shift lever, 1.550" exposed input shaft, M/T	231HD		UMT312-2	
2001-98	23 spline input, 32 spline rear slip, w/o speedo hole, manual shift, flat circular front output yoke .840 exposed input, A/T	231HD		UMT312-7	
1997-96	23 spline input, 32 spline rear slip output, w/1.750" speedo hole, flat circular front output yoke, .840" exposed input shaft, A/T	231HD		UMT312-1	
1997-94	23 spline front input, 32 rear slip output, w/speedo hole, 1.750" flat circular front output yoke, 1.550" exposed input shaft, M/T	231HD		UMT312-5	
RAM 2500 PICKUP					
2013-12	29 spline input, 31 spline rear slip, flat circular front output, 5 position indicator switch, manual shift	BW4447		UMT323-1	
2012-06	29 spline input, 34 spline rear slip output, w/o speedo hole, (electric shift) 1.550 exposed input, splined shift sector	NV273D	UMT313-18M	UMT313-18	UMM1273
2011-06	23 spline input, 34 spline rear slip output, w/o speedo hole, .840 exposed input, (electric shift), splined shift sector	NV273D	UMT313-17M	UMT313-17	UMM1273
2011-04	29 spline input, 34 spline rear slip output, w/o speedo hole, manual shift, MT, two wire shift indicator switch, 1.550 exposed input	NV271D		UMT313-16	
2011-03	23 spline front input, rear slip output 34 spline w/o speedo hole, manual shift .840 exposed input, 5-position switch	NV271D		UMT313-11	
2008-03	29 spline front input, rear slip output 34 spline w/o speedo hole, manual shift 1.550 exposed input, 5-position switch	NV271D		UMT313-14	
2006-04	23 spline front input, 34 spline rear slip output, AT, w/o speedo hole, manual shift, two wire shift indicator switch, .840 exposed input	NV271D		UMT313-15	
2005-03	23 spline input, rear slip output 34 spline w/o speedo hole, electric shift .840 exposed input	NV273D	UMT313-12M	UMT313-12	UMM1133
2005-03	29 spline front input, rear slip output 34 spline w/o speedo hole, electric shift 1.550 exposed input	NV273D	UMT313-13M	UMT313-13	UMM1133
2002-98	23 spline front input, 31 spline slip rear, 1.608 O.D., flat circular front output yoke, w/o speedo hole, w/P.T.O., .840" exposed input shaft	NP241DHD		UMT313-10	
2002-98	23 spline front input, 32 spline slip rear, flat circular front output yoke, w/speedo hole, 1.750" 1.550" exposed input shaft New Process	NP241DLD		UMT314-6	
2002-98	23 spline input, 32 spline slip rear, flat circular front output yoke, w/o speedo hole, .840" exposed input shaft	NP241DLD		UMT314-4	
2002-98	23 spline input, 32 spline slip rear, flat circular front output yoke, w/o speedo hole, 1.550" exposed input shaft	NP241DLD		UMT314-2	
2002-98	29 spline front input, 31 spline rear slip output, 1.608 O.D., w/P.T.O., w/o speedo hole, 1.550" exposed input shaft	NP241DHD		UMT313-3	
2002-98	29 spline front input, 32 spline slip rear, flat circular front output yoke, w/o speedo hole, 1.550" exposed input shaft New Process	NP241DLD		UMT314-7	
2002-98	23 spline input, 31 spline rear slip output 1.608, w/P.T.O., w/o speedo hole 1.550 exposed input shaft	NP241DHD		UMT313-8	

YEAR	APPLICATION	ID#	PART# W/MOTOR	PART# W/O MOTOR	TRANSFER CASE MOTOR
DODGE (INCLUDES RAM TRUCKS) (cont.)					
RAM 2500 PICKUP (cont.)					
2001-98	23 spline input, 32 rear slip w/speedo hole, manual shift, front circular output yoke .840 exposed input	NP241DLD		UMT314-9	
1997	23 spline front input, 31 spline slip rear, 1.608 O.D., flat circular front output yoke, w/speedo hole, w/P.T.O., .840" exposed input shaft	NP241DHD		UMT313-9	
1997	23 spline input, 31 rear slip output 1.680 w/ P.T.O., w/ speedo gear, 1.550 exposed input	NP241DHD		UMT313-7	
1997-96	23 spline input, 32 spline slip rear, flat circular front output yoke, w/speedo hole, .840" exposed input shaft	NP241DLD		UMT314-3	
1997-94	23 spline front input 32 spline rear slip output, 1.375 O.D., w/P.T.O. 1.750" speedo hole, 1.550" exposed input shaft	NP241DHD		UMT313-2	
1997-94	23 spline front input, 32 spline rear slip output, 1.375 O.D., w/P.T.O., w/1.750" speedo hole, .840" exposed input shaft	NP241DHD		UMT313-6	
1997-94	23 spline input, 32 spline slip rear, flat circular front output, w/speedo hole, 1.550" exposed input shaft	NP241DLD		UMT314-1	
1997-94	29 spline front input 32 spline rear slip output, 1.375 O.D., w/P.T.O. 1.750" speedo hole, 1.550" exposed input shaft	NP241DHD		UMT313-1	
1997-94	29 spline front input, 32 spline slip rear, flat circular front output yoke, w/speedo hole, 1.550" exposed input shaft	NP241DLD		UMT314-5	
RAM 3500 PICKUP					
2013-12	29 spline input, 31 spline rear slip, flat circular front output, 5 position indicator switch, manual shift	BW4447		UMT323-1	
2012-06	29 spline input, 34 spline rear slip output, w/o speedo hole, (electric shift) 1.550 exposed input, splined shift sector	NV273D	UMT313-18M	UMT313-18	UMM1273
2011-07	23 spline input gear, rear output flange, w/o speedo hole, manual shift, 5 position switch	NV271D		UMT313-20	
2011-07	29 spline input gear, rear output flange, w/o speedo hole, electric shift (cab & chassis)	NV273D	UMT313-21M	UMT313-21	UMM1273
2011-07	29 spline input gear, rear output flange, w/o speedo hole, manual shift, 1.550 exposed output, w/ 5 position switch	NV271D		UMT313-19	
2011-06	23 spline input, 34 spline rear slip output, w/o speedo hole, .840 exposed input, (electric shift), splined shift sector	NV273D	UMT313-17M	UMT313-17	UMM1273
2011-04	29 spline input, 34 spline rear slip output, w/o speedo hole, manual shift, MT, two wire shift indicator switch, 1.550 exposed input	NV271D		UMT313-16	
2011-03	23 spline front input, rear slip output 34 spline w/o speedo hole, manual shift .840 exposed input, 5-position switch	NV271D		UMT313-11	
2008-03	29 spline front input, rear slip output 34 spline w/o speedo hole, manual shift 1.550 exposed input, 5-position switch	NV271D		UMT313-14	
2006-04	23 spline front input, 34 spline rear slip output, AT, w/o speedo hole, manual shift, two wire shift indicator switch, .840 exposed input	NV271D		UMT313-15	
2006-03	29 spline front input, rear slip output 34 spline w/o speedo hole, electric shift 1.550 exposed input	NV273D	UMT313-13M	UMT313-13	UMM1133
2005-03	23 spline input, rear slip output 34 spline w/o speedo hole, electric shift .840 exposed input	NV273D	UMT313-12M	UMT313-12	UMM1133
2002-98	23 spline front input, 31 spline slip rear, 1.608 O.D., flat circular front output yoke, w/o speedo hole, w/P.T.O., .840" exposed input shaft	NP241DHD		UMT313-10	
2002-98	29 spline front input, 31 spline rear slip output, 1.608 O.D., w/P.T.O., w/o speedo hole, 1.550" exposed input shaft	NP241DHD		UMT313-3	
2002-98	23 spline input, 31 spline rear slip output 1.608, w/ P.T.O., w/o speedo hole 1.550 exposed input shaft	NP241DHD		UMT313-8	
2001-98	23 spline input, 32 rear slip w/speedo hole, manual shift, rear circular output yoke .840 exposed input	NP241DLD		UMT314-9	
1997	23 spline front input, 31 spline slip rear, 1.608 O.D., flat circular front output yoke, w/speedo hole, w/P.T.O., .840" exposed input shaft	NP241DHD		UMT313-9	
1997	29 spline front input, 31 spline rear output 1.608 O.D., flat circular front yoke, w/speedo hole, w/P.T.O., 1.550" exposed input shaft	NP241DHD		UMT313-5	
1997	23 spline input, 31 rear slip output 1.680 w/ P.T.O., w/ speedo gear, 1.550 exposed input	NP241DHD		UMT313-7	

YEAR	APPLICATION	ID#	PART# W/MOTOR	PART# W/O MOTOR	TRANSFER CASE MOTOR
DODGE (INCLUDES RAM TRUCKS) (cont.)					
RAM 3500 PICKUP (cont.)					
1997-94	23 spline front input 32 spline rear slip output, 1.375 O.D., w/P.T.O. 1.750" speedo hole, 1.550" exposed input shaft	NP241DHD		UMT313-2	
1997-94	23 spline front input, 32 spline rear slip output, 1.375 O.D., w/P.T.O., w/1.750" speedo hole, .840" exposed input shaft	NP241DHD		UMT313-6	
1997-94	29 spline front input 32 spline rear slip output, 1.375 O.D., w/P.T.O. 1.750" speedo hole, 1.550" exposed input shaft	NP241DHD		UMT313-1	
RAM 4500 PICKUP					
2011-08	29 spline input gear, rear output flange, w/o speedo hole, manual shift, 1.550 exposed output, 5 pos	NV271D		UMT313-19	
2011-08	23 spline input gear, rear output flange, w/o speedo hole, manual shift, 5 position switch	NV271D		UMT313-20	
2011-08	29 spline input gear, rear output flange, w/o speedo hole, electric shift (cab & chassis)	NV273D	UMT313-21M	UMT313-21	UMM1273
RAM 5500 PICK UP					
2011-07	29 spline input gear, rear output flange, w/o speedo hole, manual shift, 1.550 exposed output, 5 pos	NV271D		UMT313-19	
2011-07	23 spline input gear, rear output flange, w/o speedo hole, manual shift, 5 position switch	NV271D		UMT313-20	
2011-07	29 spline input gear, rear output flange, w/o speedo hole, electric shift (cab & chassis)	NV273D	UMT313-21M	UMT313-21	UMM1273
RAMCHARGER					
1993-88	23 spline front input, fixed rear output yoke, circular front output yoke, 1.750" speedo hole, 1.550" exposed input shaft Right Hand Mount	NP241D		UMT312-4	
FORD					
AEROSTAR					
1997-93	Dana w/o speedo hole	TC28		UMT430-1	
1992-90	Dana w/speedo hole	TC28		UMT430-2	
BRONCO					
1996-89	(electric shift) rear circular flange front fixed yoke Borg Warner	BW1356	UMT413M	UMT413	UMM4356
1996-89	(manual shift) rear circular flange, front fixed yoke one piece shift linkage Borg Warner	BW1356		UMT412-1	
1986-80	31 spline front input non-synchronized front & rear fixed yoke New Process	NP208F		UMT403	
BRONCO II					
1990	(electric shift) with speedo hole, with sensor hole fixed front output yoke Borg Warner	BW1354	UMT410M	UMT410	UMM4350
E SUPER DUTY					
1999	(manual shift) w/o P.T.O., slip rear yoke bolt on shift linkage, Borg Warner w/o rear ext. housing	BW1356		UMT415-3	
EDGE					
2012-07	PTU - Power Take-Off Unit			UMT436	
ESCAPE					
2012-01	30 spline input, auto trans (CD4E) P.T.O. assembly			UMT434	
2004-01	22 Tooth Drive Gear; Power take off assembly; Manual Trans.			UMT435	
EXCURSION					
2005-03	34 spline input gear super duty (electric shift) w/o speedo hole, 5 speed auto, ZF, front & rear flange	NP273F	UMT433-3M	UMT433-3	UMM4473
2005-00	31 spline front input shaft super duty, (electric shift) 5 speed manual trans., w/o speedo hole, New Process, front & rear flange	NP273F	UMT433-1M	UMT433-1	UMM4473
2005-00	31 spline front input shaft super duty, (electric shift) auto trans., w/o speedo hole, New Process, front & rear flange	NP273F	UMT433-1M	UMT433-1	UMM4473

YEAR	APPLICATION	ID#	PART# W/MOTOR	PART# W/O MOTOR	TRANSFER CASE MOTOR
FORD (cont.)					
EXPEDITION					
2011-07	31 spline input, 32 spline rear output slip yoke, w/o speedo & sensor holes, w/T.O.D. Electric shift	BW4417	UMT431-1M	UMT431-1	UMM4417
2006	31 spline input, rear slip w/T.O.D. w/o speedo hole, electric shift, extra mounting hole in front case half	BW4416	UMT420-4M	UMT420-4	UMM4416
2005-02	31 spline input, rear slip, w/ T.O.D. w/o speedo hole (electric shift), w/o mounting hole in front case half	BW4416	UMT420-3M	UMT420-3	UMM4416
2002-99	(electric shift) w/ T.O.D., front & rear sensor hole w/o speedo hole Borg Warner	BW4406	UMT431M	UMT431	UMM4407
1998-97	(electric shift) w/ T.O.D., w/ speedo hole, front & rear sensor Borg Warner	BW4406	UMT421M	UMT421	UMM4407
EXPLORER					
2012-11	PTU - Power Take-Off Unit			UMT436	
2010-07	31 spline input, front & rear cupped yoke w/o speedo hole and front & rear sensors, AWD 6R60 trans, angle cross member mounting holes	BW4412		UMT429-11	
2010-07	28 spline, front cup yoke, rear circular flange, w/o speedo hole, w/o front and rear sensor holes, 5R55S transmission, single speed	BW4414		UMT429-12	
2010-06	(electric shift) front cup yoke, rear circular flange, w/o speedo hole, w/o front and rear sensor holes, 5-speed 5R55S auto trans., 28 input spline 4.0 (angle cross member mounting holes)	BW4412	UMT429-7M	UMT429-7	UMM4412
2010-06	(electric shift) front cup yoke, rear circular flange, w/o speedo hole, w/o front & rear sensor holes, 6-speed 6R60 auto trans., 31 spline input 4.6 (angle cross member mounting holes)	BW4412	UMT429-8M	UMT429-8	UMM4412
2008-07	(electric shift) front cup yoke, rear cup yoke, w/o speedo hole, 2-speed, w/o front and rear sensor, 5-spd 5R55S auto trans, w/ T.O.D., 28 input spline 4.0 (angle cross member mounting holes)	BW4412	UMT429-9M	UMT429-9	UMM4412
2005-04	(electric shift) front cup yoke, rear circular flange, w/o speedo hole, w/o front and rear sensor holes, 5-speed 5R55S auto trans., 28 spline input, (in-line cross member mounting holes)	BW4411	UMT429-6M	UMT429-6	UMM4412
2005-02	(electric shift) front cup yoke, rear circular flange, w/o speedo hole Borg Warner	BW4411	UMT429-5M	UMT429-5	UMM4411
2004-02	viscous drive, front cup yoke, rear flat circular flange w/o speedo hole Borg Warner. AWD	BW4410		UMT429-4	
2001-98	(electric shift) (front & rear speed sensor) torque on demand, front cup yoke, rear circular flange w/o speedo hole Borg Warner	BW4405	UMT424M	UMT424	UMM4405
2001-98	viscous drive, front cup yoke, rear flat circular flange w/o speedo hole Borg Warner. AWD	BW4404		UMT429-1	
2000-98	(electric shift) rear circular flange front cup yoke w/o speedo hole, w/o sensor hole Borg Warner. with coil	BW1354	UMT427-1M	UMT427-1	UMM4354
1998-96	(electric shift) front cup yoke, rear circular flange torque on demand, front and rear speed sensor, speedo hole Borg Warner	BW4405	UMT428M	UMT428	UMM4405
1998-95	(electric shift) rear circular flange front fixed yoke w/speedo hole, w/o sensor hole Borg Warner	BW1354	UMT425M	UMT425	UMM4354
1997	viscous drive, front cup yoke, rear flat circular flange w/speedo hole Borg Warner. AWD	BW4404		UMT429-2	
1997-96	viscous drive front and rear flat circular flange with speedo hole Borg Warner. 4 bolt flange	BW4404		UMT426	
1997-95	(electric shift) circular rear flange, fixed front yoke torque on demand, front & rear sensor, speedo hole Borg Warner	BW4405	UMT418M	UMT418	UMM4405
1995-91	(electric shift) with speedo hole, with sensor hole fixed front output yoke Borg Warner	BW1354	UMT410M	UMT410	UMM4350
1995-91	all (manual shift) Borg Warner	BW1354		UMT409	
EXPLORER SPORT TRAC					
2010-08	(electric shift) front cup yoke, rear cup yoke, w/o speedo hole, w/o front & rear sensors, 6-spd 6R60 auto trans, w/ T.O.D.	BW4412	UMT429-10M	UMT429-10	UMM4412
2009-07	(electric shift) front cup yoke, rear circular flange, w/o speedo hole and front & rear sensor holes, 6-spd. auto trans. 6R60 trans. 31 spline input.	BW4412	UMT429-8M	UMT429-8	UMM4412
2008	(electric shift) front cup yoke, rear cup yoke, w/o speedo hole, w/o front & rear sensor, 5-spd 5R55 Trans. Auto, w/T.O.D.	BW4412	UMT429-9M	UMT429-9	UMM4412

YEAR	APPLICATION	ID#	PART# W/MOTOR	PART# W/O MOTOR	TRANSFER CASE MOTOR
FORD (cont.)					
EXPLORER SPORT TRAC (cont.)					
2008-07	(electric shift) front cup yoke, rear circular flange, w/o speedo hole, w/o front and rear sensor holes, 5-speed 5R55S auto trans., 28 spline input, (angle cross member mounting holes)	BW4412	UMT429-7M	UMT429-7	UMM4412
2004-03	viscous drive, front cup yoke, rear flat circular flange w/o speedo hole Borg Warner, AWD	BW4410		UMT429-4	
2004-03	(electric shift) front cup yoke, rear circular flange, w/o speedo hole Borg Warner	BW4411	UMT429-5M	UMT429-5	UMM4411
2002-01	(electric shift) rear circular flange, front cup yoke w/o speedo hole, w/o sensor hole, Borg Warner, without coil	BW1354	UMT427-2M	UMT427-2	UMM4354
2001	(electric shift) (front & rear speed sensor) torque on demand, front cup yoke, rear circular flange w/o speedo hole Borg Warner	BW4405	UMT424M	UMT424	UMM4405
F-150 PICKUP / SUPER CREW					
2011-09	(w/o Torque on Demand) (electric shift) w/o speedo hole Borg Warner, 31 spline input, 31 rear slip, cupped front output yoke	BW4419	UMT420-6M	UMT420-6	UMM4419
2011-08	31 spline input, rear slip, cupped front output yoke (manual shift) shift on fly, borg warner	BW4418		UMT431-2	
2008-06	31 spline input, w/o speedo hole, w/o sensor holes, 31 rear slip, AWD	BW4406		UMT420-5	
2008-04	Exc. Heritage (w/o Torque on Demand) (Electric Shift) w/o Speedo hole, Borg Warner	BW4406	UMT420-2M1	UMT420-2	UMM4408
2008-99	(w/o Torque on Demand) (manual shift) shift on fly, w/speed sensor hole Borg Warner	BW4406		UMT419-2	
2004-03	31 spline input, rear slip, w/ T.O.D. w/o speedo hole (electric shift), w/o mounting hole in front case half	BW4416	UMT420-3M	UMT420-3	UMM4416
2003-99	(w/o Torque on Demand) (electric shift) w/o speedo hole Borg Warner	BW4406	UMT420-2M	UMT420-2	UMM4406
1998-97	(electric shift) w/ T.O.D., w/ speedo hole, front & rear sensor Borg Warner	BW4406	UMT421M	UMT421	UMM4407
1998-96	(w/o Torque on Demand) (electric shift) w/speedo hole Borg Warner	BW4406	UMT420-1M	UMT420-1	UMM4406
1998-96	(w/o Torque on Demand) (manual shift), w/speedo hole shift on fly Borg Warner	BW4406		UMT419-1	
1997-91	(electric shift) w/o P.T.O. slip rear yoke Borg Warner	BW1356	UMT417M	UMT417	UMM4357
1997-89	(manual shift), w/o P.T.O. slip yoke, one piece shift linkage Borg Warner	BW1356		UMT415-1	
1991-88	31 spline front input front & rear fixed yoke shift lever upward, parallel to front face of case in neutral .875" speedo hole Borg Warner	BW1345		UMT404	
1988-87	(manual shift) w/o P.T.O. slip rear yoke bolt on shift linkage Borg Warner	BW1356		UMT415-2	
1988-87	(manual shift) w/P.T.O., slip rear yoke bolt on shift linkage Borg Warner	BW1356		UMT416-2	
1986-80	31 spline front input non-synchronized slip rear yoke New Process	NP208F		UMT402	
F-250 PICKUP / F-250 SUPER DUTY PICKUP					
2012-11	43 Spline input, front bolt on yoke, rear slip yoke, 6 speed auto trans., manual shift	1128F		UMT432-7	
2012-10	43 spline input, front and rear bolt on yoke, 6 speed auto trans., manual shift	1128F		UMT432-6	
2012-10	43 Spline input, Front and rear bolt on yoke, 6 speed auto trans, electric shift	1628F	UMT433-6M	UMT433-6	UMM4473
2012-10	43 Spline input, Front bolt on yoke, rear slip yoke, 6 Speed auto trans, Electric Shift	1628F	UMT433-7M	UMT433-7	UMM4473
2010-08	34 spline front input, rear slip, 5 speed auto ZF, w/o speedo hole, w/ 3 mounting holes on rear extension housing (manual shift)	NP271F		UMT432-5	
2010-08	34 spline front input, rear slip, 5 speed auto ZF, w/o speedo hole, w/ 3 mounting holes on rear extension housing (electric shift)	NP273F	UMT433-5M	UMT433-5	UMM4473
2007	34 spline front input shaft, Super Duty (electric shift) w/o speedo hole, 5 speed auto ZF, w/ 3 mounting holes on rear extension housing, front & rear flange	NP273F	UMT433-4M	UMT433-4	UMM4473
2007	34 spline front input shaft manual shift, 5 speed auto,ZF, w/o speedo hole, w/3 mounting holes on rear extension housing, front & rear flange	NV271F		UMT432-4	
2006-03	34 spline input gear super duty (electric shift) w/o speedo hole, 5 speed auto, ZF, front & rear flange	NP273F	UMT433-3M	UMT433-3	UMM4473

YEAR	APPLICATION	ID#	PART# W/MOTOR	PART# W/O MOTOR	TRANSFER CASE MOTOR
FORD (cont.)					
F-250 PICKUP / F-250 SUPER DUTY PICKUP (cont.)					
2006-03	34 spline front input shaft manual shift, 5 speed auto,ZF, w/o speedo hole, front & rear flange	NV271F		UMT432-3	
2005-04	Exc. Heritage (w/o Torque on Demand) (Electric Shift) w/o Speedo hole, Borg Warner		UMT420-2M1	UMT420-2	UMM4408
2005-99	24 spline front input shaft super duty (electric shift) 6 speed manual trans., w/o speedo hole New Process	NP273F	UMT433-2M	UMT433-2	UMM4473
2005-99	24 spline front input shaft super duty (manual shift) 6 speed manual trans., w/o speedo hole New Process	NP271F		UMT432-2	
2003-99	31 spline front input shaft super duty, (electric shift) auto trans. or 5 speed manual trans., w/o speedo hole, New Process	NP273F	UMT433-1M	UMT433-1	UMM4473
2003-99	31 spline front input shaft super duty (manual shift), auto trans. w/o speedo hole New Process	NP271F		UMT432-1	
1999	(w/o Torque on Demand) (electric shift) w/o speedo hole Borg Warner	BW4406	UMT420-2M	UMT420-2	UMM4406
1999	(w/o Torque on Demand) (manual shift) shift on fly, w/speed sensor hole Borg Warner	BW4406		UMT419-2	
1998-97	(electric shift) w/ T.O.D., w/ speedo hole, front & rear sensor Borg Warner	BW4406	UMT421M	UMT421	UMM4407
1998-96	(w/o Torque on Demand) (electric shift) w/speedo hole Borg Warner	BW4406	UMT420-1M	UMT420-1	UMM4406
1998-96	(w/o Torque on Demand) (manual shift), w/speedo hole shift on fly Borg Warner	BW4406		UMT419-1	
1997-96	w/o P.T.O. (manual shift) Borg Warner	BW4407		UMT422	
1997-91	(electric shift) w/o P.T.O. slip rear yoke Borg Warner	BW1356	UMT417M	UMT417	UMM4357
1997-90	(manual shift), w/o P.T.O. slip yoke, one piece shift linkage Borg Warner	BW1356		UMT415-1	
1997-90	(manual shift), w/P.T.O. slip rear yoke, one piece shift linkage Borg Warner	BW1356		UMT416-1	
1991-88	31 spline front input front & rear fixed yoke shift lever upward, parallel to front face of case in neutral .875" speedo hole Borg Warner	BW1345		UMT404	
1989-87	(manual shift) w/o P.T.O. slip rear yoke bolt on shift linkage Borg Warner	BW1356		UMT415-2	
1989-87	(manual shift) w/P.T.O., slip rear yoke bolt on shift linkage Borg Warner	BW1356		UMT416-2	
1986-80	31 spline front input non-synchronized slip rear yoke New Process	NP208F		UMT402	
F-350 PICKUP / F-350 SUPER DUTY PICKUP					
2012-11	43 Spline input, front bolt on yoke, rear slip yoke, 6 speed auto trans., manual shift	1128F		UMT432-7	
2012-10	43 spline input, front and rear bolt on yoke, 6 speed auto trans., manual shift	1128F		UMT432-6	
2012-10	43 Spline input, Front and rear bolt on yoke, 6 speed auto trans, electric shift	1628F	UMT433-6M	UMT433-6	UMM4473
2012-10	43 Spline input, Front bolt on yoke, rear slip yoke, 6 Speed auto trans, Electric Shift	1628F	UMT433-7M	UMT433-7	UMM4473
2010-08	34 spline front input, rear slip, 5 speed auto ZF, w/o speedo hole, w/ 3 mounting holes on rear extension housing (manual shift)	NP271F		UMT432-5	
2010-08	34 spline front input, rear slip, 5 speed auto ZF, w/o speedo hole, w/ 3 mounting holes on rear extension housing (electric shift)	NP273F	UMT433-5M	UMT433-5	UMM4473
2010-07	34 spline front input shaft, Super Duty (electric shift) w/o speedo hole, 5 speed auto ZF, w/ 3 mounting holes on rear extension housing, front & rear flange	NP273F	UMT433-4M	UMT433-4	UMM4473
2007	34 spline front input shaft manual shift, 5 speed auto,ZF, w/o speedo hole, w/3 mounting holes on rear extension housing, front & rear flange	NV271F		UMT432-4	
2006-03	34 spline input gear super duty (electric shift) w/o speedo hole, 5 speed auto, ZF, front & rear flange	NP273F	UMT433-3M	UMT433-3	UMM4473
2006-03	34 spline front input shaft manual shift, 5 speed auto,ZF, w/o speedo hole, front & rear flange	NV271F		UMT432-3	
2005-99	24 spline front input shaft super duty (electric shift) 6 speed manual trans., w/o speedo hole New Process, front & rear flange	NP273F	UMT433-2M	UMT433-2	UMM4473
2005-99	24 spline front input shaft super duty (manual shift) 6 speed manual trans., w/o speedo hole New Process, front & rear flange	NP271F		UMT432-2	

YEAR	APPLICATION	ID#	PART# W/MOTOR	PART# W/O MOTOR	TRANSFER CASE MOTOR
FORD (cont.)					
F-350 PICKUP / F-350 SUPER DUTY PICKUP (cont.)					
2003-99	31 spline front input shaft super duty (manual shift), 5 speed manual trans., w/o speedo hole New Process, front & rear flange	NP271F		UMT432-1	
2003-99	31 spline front input shaft super duty, (electric shift) 5 speed manual trans., w/o speedo hole, New Process, front & rear flange	NP273F	UMT433-1M	UMT433-1	UMM4473
1997-94	w/P.T.O. (manual shift) Borg Warner, w/o emergency brake	BW4407		UMT423	
1997-89	(manual shift), w/P.T.O. slip rear yoke, one piece shift linkage Borg Warner	BW1356		UMT416-1	
1988-87	(manual shift) w/P.T.O., slip rear yoke bolt on shift linkage Borg Warner	BW1356		UMT416-2	
1986-80	31 spline front input non-synchronized slip rear yoke New Process	NP208F		UMT402	
F-450 SUPER DUTY PICKUP					
2012-11	43 Spline input, front bolt on yoke, rear slip yoke, 6 speed auto trans., manual shift	1128F		UMT432-7	
2012-10	43 spline input, front and rear bolt on yoke, 6 speed auto trans., manual shift	1128F		UMT432-6	
2012-10	43 Spline input, Front and rear bolt on yoke, 6 speed auto trans., electric shift	1628F	UMT433-6M	UMT433-6	UMM4473
2012-10	43 Spline input, Front bolt on yoke, rear slip yoke, 6 Speed auto trans., Electric Shift	1628F	UMT433-7M	UMT433-7	UMM4473
2010-08	34 spline front input, rear slip, 5 speed auto ZF, w/o speedo hole, w/ 3 mounting holes on rear extension housing (manual shift)	NP271F		UMT432-5	
2010-08	34 spline front input, rear slip, 5 speed auto ZF, w/o speedo hole, w/ 3 mounting holes on rear extension housing (electric shift)	NP273F	UMT433-5M	UMT433-5	UMM4473
2006-03	34 spline input gear super duty (electric shift) w/o speedo hole, 5 speed auto, ZF, front & rear flange	NP273F	UMT433-3M	UMT433-3	UMM4473
2006-03	34 spline front input shaft manual shift, 5 speed auto,ZF, w/o speedo hole, front & rear flange	NV271F		UMT432-3	
2005-99	24 spline front input shaft super duty (electric shift) 6 speed manual trans., w/o speedo hole New Process	NP273F	UMT433-2M	UMT433-2	UMM4473
2005-99	24 spline front input shaft super duty (manual shift) 6 speed manual trans., w/o speedo hole New Process	NP271F		UMT432-2	
2003-99	31 spline front input shaft super duty, (electric shift) auto trans. or 5 speed manual trans., w/o speedo hole, New Process	NP273F	UMT433-1M	UMT433-1	UMM4473
2003-99	31 spline front input shaft super duty (manual shift), auto trans. w/o speedo hole New Process	NP271F		UMT432-1	
F-550 SUPER DUTY PICKUP					
2012-11	43 Spline input, front bolt on yoke, rear slip yoke, 6 speed auto trans., manual shift	1128F		UMT432-7	
2012-10	43 spline input, front and rear bolt on yoke, 6 speed auto trans., manual shift	1128F		UMT432-6	
2012-10	43 Spline input, Front and rear bolt on yoke, 6 speed auto trans., electric shift	1628F	UMT433-6M	UMT433-6	UMM4473
2012-10	43 Spline input, Front bolt on yoke, rear slip yoke, 6 Speed auto trans., Electric Shift	1628F	UMT433-7M	UMT433-7	UMM4473
2010-08	34 spline front input, rear slip, 5 speed auto ZF, w/o speedo hole, w/ 3 mounting holes on rear extension housing (manual shift)	NP271F		UMT432-5	
2010-08	34 spline front input, rear slip, 5 speed auto ZF, w/o speedo hole, w/ 3 mounting holes on rear extension housing (electric shift)	NP273F	UMT433-5M	UMT433-5	UMM4473
2006-03	34 spline input gear super duty (electric shift) w/o speedo hole, 5 speed auto, ZF, front & rear flange	NP273F	UMT433-3M	UMT433-3	UMM4473
2006-03	34 spline front input shaft manual shift, 5 speed auto,ZF, w/o speedo hole, front & rear flange	NV271F		UMT432-3	
2005-99	24 spline front input shaft super duty (electric shift) 6 speed manual trans., w/o speedo hole New Process	NP273F	UMT433-2M	UMT433-2	UMM4473
2005-99	24 spline front input shaft super duty (manual shift) 6 speed manual trans., w/o speedo hole New Process	NP271F		UMT432-2	
2003-99	31 spline front input shaft super duty (manual shift), auto trans. w/o speedo hole New Process	NP271F		UMT432-1	
2003-99	31 spline front input shaft super duty (manual shift), 5 speed manual trans., w/o speedo hole New Process, front & rear flange	NP271F		UMT432-1	

YEAR	APPLICATION	ID#	PART# W/MOTOR	PART# W/O MOTOR	TRANSFER CASE MOTOR
FORD (cont.)					
F-550 SUPER DUTY PICKUP (cont.)					
2003-99	31 spline front input shaft super duty, (electric shift) 5 speed manual trans., w/o speedo hole, New Process, front & rear flange	NP273F	UMT433-1M	UMT433-1	UMM4473
2003-99	31 spline front input shaft super duty, (electric shift) auto trans., w/o speedo hole, New Process, front & rear flange	NP273F	UMT433-1M	UMT433-1	UMM4473
FLEX					
2012-09	PTU - Power Take-Off Unit			UMT436	
FUSION					
2012-09	PTU - Power Take-Off Unit			UMT437	
2009-07	PTU - Power Take-Off Unit			UMT437	
RANGER					
2008-00	(electric shift) rear circular flange, front cup yoke w/o speedo hole, w/o sensor hole, Borg Warner, without coil	BW1354	UMT427-2M	UMT427-2	UMM4354
2004-01	Manual shift, rear circular flange, front cup yoke w/o speedo hole, w/o sensor hole	BW1354		UMT427-3	
2000-98	(electric shift) rear circular flange front cup yoke w/o speedo hole, w/o sensor hole Borg Warner, with coil	BW1354	UMT427-1M	UMT427-1	UMM4354
1998-95	(electric shift) rear circular flange front fixed yoke w/speedo hole, w/o sensor hole Borg Warner	BW1354	UMT425M	UMT425	UMM4354
1995-90	(electric shift) with speedo hole, with sensor hole fixed front output yoke Borg Warner	BW1354	UMT410M	UMT410	UMM4350
1995-90	all (manual shift) Borg Warner	BW1354		UMT409	
TAURUS					
2012-08	PTU - Power Take-Off Unit			UMT436	
TAURUS X					
2009-08	PTU - Power Take-Off Unit			UMT436	
GMC					
ACADIA					
2010-09	AWD - Power Take-Off Unit			UMT150	
CANYON					
2010-04	27 spline input, two indicator switches, one rear sensor, w/o speedo hole, square front output yoke, electric shift		UMT170M	UMT170	UMM1700
ENVOY					
2008	27 spline input, rear slip, male front output, AWD, no external controls	120 GM		UMT136-4	
2008	27 spline input, electric shift, rear slip, male front slip single speed	126GM	UMT136-3M	UMT136-3	UMM1126
2008-02	27 spline input, (electric shift) male front slip yoke	226GM	UMT136-2M	UMT136-2	UMM1226
2001-99	27 spline front input, rear slip output male front output spline (electric shift)	236GM	UMT136-1M	UMT136-1	UMM1237
2000-98	Ext. Cab 27 spline input, 32 spline slip rear output, electric shift, electronic speedo, slip front output yoke, vacuum shift indicator, raised seal retainer New Process	NP233C	UMT108-3M	UMT108-3	UMM1233
ENVOY XL / XUV					
2006-04	27 spline input, electric shift, rear slip, male front slip single speed	126GM	UMT136-3M	UMT136-3	UMM1226
2006-02	27 spline input, (electric shift) male front slip yoke	226GM	UMT136-2M	UMT136-2	UMM1226
JIMMY (Full Size)					
2001-98	27 spline front input, rear slip output male front output spline (electric shift)	236GM	UMT136-1M	UMT136-1	UMM1237
1991-88	32 spline front input, rear slip output, two wire indicator, electronic speedo, 4" bell front output yoke, 4L80E New Process	NP241C		UMT110	
K15/K1500 PICKUP					
1986-81	Synchronized front 27 spline input shaft 350-700 Series Trans. New Process	NP208C		UMT503	
1986-81	Synchronized front 32 spl. input shaft 400 Series Trans. Manual Transmission New Process	NP208C		UMT504	

YEAR	APPLICATION	ID#	PART# W/MOTOR	PART# W/O MOTOR	TRANSFER CASE MOTOR
GMC (cont.)					
K1500 PICKUP					
1999-96	(electric shift) 27 spline front input, rear slip output three wire indicator, electronic speedo, fixed front output yoke 4L60E Trans. New Process	NP243C	UMT114-1M	UMT114-1	UMM1243
1999-96	(electric shift) 32 spline front input, rear slip output three wire indicator, electronic speedo, fixed front output yoke 4L80E Trans. New Process	NP243C	UMT114-2M	UMT114-2	UMM1243
1999-95	32 spline input, rear slip output two wire terminal fixed front yoke electronic speedo New Process	NP241C		UMT126-1	
1999-95	27 spline front input, rear slip output three wire indicator, electronic speedo, fixed front output yoke, 4L60E Trans. New Process	NP241C		UMT127	
1998-95	32 spline front input, rear slip output three wire indicator, electronic speedo, fixed front output yoke 4L80E Trans. New Process	NP241C		UMT128	
1994	32 spline front input, rear slip output three wire indicator 4" bell front output yoke, 4L80E Trans. New Process	NP241C		UMT111	
1994-93	27 spline front input, rear slip output three wire indicator, electronic speedo, 4" bell front output yoke 4L60E Trans. New Process	NP241C		UMT112	
1994-89	32 spline front input, rear slip output, two wire indicator, electronic speedo, 4" bell front output yoke, 4L80E New Process	NP241C		UMT110	
1992-89	27 spline front input, rear slip output, two wire indicator, electronic speedo, 4" bell front output yoke, 700R4 trans., New Process	NP241C		UMT109	
1988	Synchronized front 27 spline input shaft 350-700 Series Trans. New Process	NP208C		UMT503	
1988	Synchronized front 32 spl. input shaft 400 Series Trans. Manual Transmission New Process	NP208C		UMT504	
K25/K2500 PICKUP					
1986-81	Synchronized front 27 spline input shaft 350-700 Series Trans. New Process	NP208C		UMT503	
1986-81	Synchronized front 32 spl. input shaft 400 Series Trans. Manual Transmission New Process	NP208C		UMT504	
K2500 PICKUP					
2000-96	(electric shift) 32 spline front input, rear slip output three wire indicator, electronic speedo, fixed front output yoke 4L80E Trans. New Process	NP243C	UMT114-2M	UMT114-2	UMM1243
2000-95	27 spline front input, rear slip output three wire indicator, electronic speedo, fixed front output yoke, 4L60E Trans. New Process	NP241C		UMT127	
2000-95	32 spline front input, rear slip output three wire indicator, electronic speedo, fixed front output yoke 4L80E Trans. New Process	NP241C		UMT128	
1999-96	(electric shift) 27 spline front input, rear slip output three wire indicator, electronic speedo, fixed front output yoke 4L60E Trans. New Process	NP243C	UMT114-1M	UMT114-1	UMM1243
1999-95	32 spline input, rear slip output two wire terminal fixed front yoke electronic speedo New Process	NP241C		UMT126-1	
1994	32 spline front input, rear slip output three wire indicator 4" bell front output yoke, 4L80E Trans. New Process	NP241C		UMT111	
1994-93	27 spline front input, rear slip output three wire indicator, electronic speedo, 4" bell front output yoke 4L60E Trans. New Process	NP241C		UMT112	
1994-89	32 spline front input, rear slip output, two wire indicator, electronic speedo, 4" bell front output yoke, 4L80E New Process	NP241C		UMT110	
1992-89	27 spline front input, rear slip output, two wire indicator, electronic speedo, 4" bell front output yoke, 700R4 trans., New Process	NP241C		UMT109	
1988	Synchronized front 27 spline input shaft 350-700 Series Trans. New Process	NP208C		UMT503	
1988	Synchronized front 32 spl. input shaft 400 Series Trans. Manual Transmission New Process	NP208C		UMT504	
K3500 PICKUP					
2000-95	32 spline front input, fixed front output yoke, slip rear output yoke. w/P.T.O., 3 position switch Borg Warner	BW1370 BW4401		UMT120-1	
2000-94	32 spline front and rear fixed yokes, w/P.T.O., 3 position switch Borg Warner	BW1370 BW4401		UMT117-1	

YEAR	APPLICATION	ID#	PART# W/MOTOR	PART# W/O MOTOR	TRANSFER CASE MOTOR
GMC (cont.)					
K3500 PICKUP (cont.)					
1997-94	32 spline front and rear fixed yokes, w/P.T.O., 3 position switch Borg Warner	BW4470		UMT121-1	
1997-94	32 spline front input shaft, fixed rear output yoke, 4" bell type front output yoke, w/P.T.O., 3 position switch Borg Warner	BW4470		UMT123-1	
1996-94	32 spline, w/P.T.O. 4" bell front output yoke, fixed rear output yoke 3 position switch Borg Warner	BW1370 BW4401		UMT116-1	
1994	32 spline, w/P.T.O., slip rear yoke, 4" bell front output yoke. 3 position switch Borg Warner	BW1370 BW4401		UMT119-1	
1993	32 spline w/P.T.O. slip rear yoke, 4" bell front output yoke. 2 position switch Borg Warner	BW1370 BW4401		UMT118-1	
1993-89	32 spline front input, w/P.T.O., fixed rear yoke, 4" bell yoke front output. 2 position switch Borg Warner	BW1370 BW4401		UMT116-2	
1992-90	32 spline front input, w/P.T.O. fixed rear yoke, 4" bell front output yoke. 2 position yoke Borg Warner	BW4470		UMT123-2	
1992-89	32 spline w/P.T.O. slip rear yoke, 4" bell front output yoke. 2 position switch Borg Warner	BW1370 BW4401		UMT118-1	
1991-88	32 spline front input, rear slip output, two wire indicator, electronic speedo, 4" bell front output yoke, 4L80E New Process	NP241C		UMT110	
S15 JIMMY					
2005-99	27 spline front input, rear slip output male front output spline (electric shift)	236GM	UMT136-1M	UMT136-1	UMM1237
2005-96	Ext. Cab 27 spline input, 32 spline slip rear output, electric shift, electronic speedo, slip front output yoke, vacuum shift indicator, raised seal retainer New Process	NP233C	UMT108-3M	UMT108-3	UMM1233
1998-95	27 spline front input, 27 spline rear slip output, electric shift, electronic speedo, slip front output yoke, vacuum shift indicator above electric shift New Process	NP233C	UMT108-1M	UMT108-1	UMM1233
1997-96	Ext. Cab 27 spline front input, 32 spline rear slip yoke, front slip output, electronic speedo, wire or vacuum shift indicator, top mounting holes, raised seal retainer	NP231C		UMT104-3	
1997-96	32 spline rear output, 4.90 front input mounting flange Borg Warner, AWD	BW1372 BW4472		UMT103	
1997-95	27 spline front input 27 spline slip rear output fixed front yoke, electronic speedo, electric shift, vacuum shift indicator above electric shift New Process	NP233C	UMT107-2M	UMT107-2	UMM1233
1994	Ext. Cab 27 spline front input, 32 spline rear yoke, front slip yoke, electronic speedo, wire or vacuum shift indicator, top mounting holes, flat seal retainer New Process	NP231C		UMT104-2	
1994-93	32 spline rear output, 4.13 front input mounting flange, 5" front output circular yoke Borg Warner, AWD	BW1372 BW4472		UMT102	
1994-92	Ext. Cab 27 spline front input 32 spline rear slip output, electric shift, electronic speedo, fixed front yoke vacuum shift indicator above electric shift, top mounting holes	NP233C	UMT107-1M	UMT107-1	UMM1233
S15 SONOMA					
2004-96	Ext. Cab 27 spline input, 32 spline slip rear output, electric shift, electronic speedo, slip front output yoke, vacuum shift indicator, raised seal retainer New Process	NP233C	UMT108-3M	UMT108-3	UMM1233
1997-96	Ext. Cab 27 spline front input, 32 spline rear slip yoke, front slip output, electronic speedo, wire or vacuum shift indicator, top mounting holes, raised seal retainer	NP231C		UMT104-3	
1995-94	Ext. Cab 27 spline front input 32 spline rear slip yoke, slip front output yoke, electronic speedo, flat seal retainer. w/o top mounting holes New Process	NP231C		UMT104-4	
1995-94	Ext. Cab 27 spline front input 32 spline slip rear output, electric shift, electronic speedo, slip front output yoke vacuum shift indicator above electric shift, flat seal retainer New Process	NP233C	UMT108-2M	UMT108-2	UMM1233
1995-94	Ext. Cab 27 spline front input, 32 spline rear yoke, front slip yoke, electronic speedo, wire or vacuum shift indicator, top mounting holes, flat seal retainer New Process	NP231C		UMT104-2	
1994-93	27 spline front input, 27 rear slip output, front slip output, speed sensor, top mounting holes flat seal retainer, manual shift	NP231C		UMT104-5	
1994-92	Ext. Cab 27 spline front input 32 spline rear slip output, electric shift, electronic speedo, fixed front yoke vacuum shift indicator above electric shift, top mounting holes	NP233C	UMT107-1M	UMT107-1	UMM1233

YEAR	APPLICATION	ID#	PART# W/MOTOR	PART# W/O MOTOR	TRANSFER CASE MOTOR
GMC (cont.)					
S15 SONOMA (cont.)					
1994-92	Ext. Cab 27 spline front input 32 spline rear slip output, electric shift, electronic speedo, fixed front yoke vacuum shift indicator above electric shift, w/o top mounting holes <u>New Process</u>	NP233C	UMT107-3M	UMT107-3	UMM1233
1993-92	Ext. Cab 27 spline front input 32 spline rear slip output, fixed front yoke, wire or vacuum shift indicator, top mounting holes <u>New Process</u>	NP231C		UMT106-1	
1993-92	Ext. Cab 27 spline front input 32 spline rear slip output, fixed front yoke, wire or vacuum shift indicator, w/o top mounting holes <u>New Process</u>	NP231C		UMT106-2	
SAFARI					
2005-99	27 spline front input, rear slip output male front output spline (electric shift)	136GM	UMT135M	UMT135	UMM1235
1998-96	27 spline rear output, 4.90 front input mounting flange Borg Warner. AWD	BW1372 BW4472		UMT101	
1995-90	27 spline rear output 4.13 front input mounting flange 4 1/2" front output circular yoke Borg Warner,AWD	BW1372 BW4472		UMT100	
SAVANA 1500					
2011-03	27 spline input, rear slip output, female spline front output A.W.D.	BW4473		UMT103-2	
SAVANA 2500					
2011-03	27 spline input, rear slip output, female spline front output A.W.D.	BW4473		UMT103-2	
SIERRA 1500 (Includes DENALI)					
2012-08	32 spline input, 32 rear slip female spline front output, manual shift	MP1222LD		UMT141-8	
2012-07	27 spline input, 32 rear slip female spline front output (manual shift)	MP1222LD		UMT141-2	
2012-07	27 spline input, 32 rear slip output female spline front output (electric shift)	MP3023LD	UMT141-1M	UMT141-1	UMM3023
2012-07	32 spline input, 32 rear output, female front output shaft (Electric Shift)	MP3023LD	UMT141-7M	UMT141-7	UMM3023
2008-07	32 spline input, 32 rear slip, female front output, AWD	BW4485		UMT142	
2007-03	27 spline input shaft, rear slip output, female front output, splined shift sector	246GM	UMT137-4M	UMT137-4	UMM2237
2007-03	32 spline input shaft, rear slip output, female front output, splined shift sector	246GM	UMT137-5M	UMT137-5	UMM2237
2007-01	27 spline front input, rear slip female front output, AWD	149GM		UMT137-3	
2006-99	27 spline front input, 32 rear slip output, female spline front output (manual shift) LD	261GM		UMT138-1	
2006-99	32 spline front input, rear slip output, female spline front output (manual shift) LD	261GM		UMT138-2	
2005-03	(electric shift) 27 spline front input, rear slip output, female spline front output, full-time two speed	BW4482	UMT140M	UMT140	UMM4482
2002-99	(electric shift) 27 spline front input, rear slip output female spline front output	246GM	UMT137-1M	UMT137-1	UMM1237
2002-99	(electric shift) 32 spline front input rear slip output female spline front output	246GM	UMT137-2M	UMT137-2	UMM1237
SIERRA 2500					
2004-03	32 spline input (electric shift) 32 spline rear output, female front output shaft	263HD	UMT139-5M1	UMT139-5	UMM2263
2004-03	29 spline front input, (electric shift) 31 spline rear slip 1.608 O.D. female front output shaft	263XHD	UMT139-3M1	UMT139-3	UMM2263
2004-03	32 spline input shaft, rear slip output, female front output, splined shift sector	246GM	UMT137-5M	UMT137-5	UMM2237
2004-01	29 spline front input (manual shift) 31 spline rear slip 1.608 O.D. female front output shaft	261XHD		UMT139-4	
2002-01	32 spline input (electric shift) 32 spline rear output, female front output shaft	263HD	UMT139-5M	UMT139-5	UMM1263
2002-01	29 spline front input, (electric shift) 31 spline rear slip 1.608 O.D. female front output shaft	263XHD	UMT139-3M	UMT139-3	UMM1263
2002-99	(electric shift) 27 spline front input, rear slip output female spline front output	246GM	UMT137-1M	UMT137-1	UMM1237
2002-99	(electric shift) 32 spline front input rear slip output female spline front output	246GM	UMT137-2M	UMT137-2	UMM1237

YEAR	APPLICATION	ID#	PART# W/MOTOR	PART# W/O MOTOR	TRANSFER CASE MOTOR
GMC (cont.)					
SIERRA 2500 HD					
2012-11	Electric shift, 11 mounting studs, 29 spline input, 33 rear slip, 32 female spline front output, one sensor hole	MP1626XHD	UMT141-10M	UMT141-10	UMM1626
2012-11	29 spline input, 31 spline rear slip, 32 spline front output, 11 mounting holes, 1 sensor hole, 1 shift indicator above shift lever, w/ 6L90 trans, manual shift			UMT141-11	
2010-08	29 spline input, 31 rear female spline, front output (Electric shift)	MP1625HD	UMT141-9M	UMT141-9	UMM1626
2010-07	29 spline input, 31 rear slip, female spline front output, manual shift	1226XHD		UMT141-4	
2010-07	(electric shift) 29 spline input gear, 31 rear slip, female spline front output yoke	MP1626XHD	UMT141-6M	UMT141-6	UMM1626
2010-07	32 spline input, 32 rear output, female front output shaft (Electric Shift)	MP3023LD	UMT141-7M	UMT141-7	UMM3023
2007-01	29 spline front input (manual shift) 31 spline rear slip 1.608 O.D. female front output shaft	261XHD		UMT139-4	
2007-01	32 spline front input, 32 rear slip output, female spline front output (manual shift) HD	261GM		UMT139-1	
2006-03	32 spline input (electric shift) 32 spline rear output, female front output shaft	263HD	UMT139-5M1	UMT139-5	UMM2263
2006-02	29 spline front input, (electric shift) 31 spline rear slip 1.608 O.D. female front output shaft	263XHD	UMT139-3M1	UMT139-3	UMM2263
SIERRA 3500, 3500 HD					
2012-11	Electric shift, 11 mounting studs, 29 spline input, 33 rear slip, 32 female spline front output, one sensor hole	MP1626XHD	UMT141-10M	UMT141-10	UMM1626
2012-11	29 spline input, 31 spline rear slip, 32 spline front output, 11 mounting holes, 1 sensor hole, 1 shift indicator above shift lever, w/ 6L90 trans, manual shift			UMT141-11	
2010-07	29 spline input, 31 rear slip, female spline front output, manual shift	MP1226XHD		UMT141-4	
2010-07	(electric shift) 29 spline input gear, 31 rear slip, female spline front output yoke	MP1626XHD	UMT141-6M	UMT141-6	UMM1626
2007-01	32 spline front input, 32 rear slip output, female spline front output (manual shift) HD	261GM		UMT139-1	
2007-01	29 spline front input (manual shift) 31 spline rear slip 1.608 O.D. female front output shaft	261XHD		UMT139-4	
2006-03	32 spline input (electric shift) 32 spline rear output, female front output shaft	263HD	UMT139-5M1	UMT139-5	UMM2263
2006-03	29 spline front input, (electric shift) 31 spline rear slip 1.608 O.D. female front output shaft	263XHD	UMT139-3M1	UMT139-3	UMM2263
2002-01	32 spline input (electric shift) 32 spline rear output, female front output shaft	263HD	UMT139-5M	UMT139-5	UMM1263
2002-01	29 spline front input, (electric shift) 31 spline rear slip 1.608 O.D. female front output shaft	263XHD	UMT139-3M	UMT139-3	UMM1263
SYCLONE					
1991	27 spline rear output 4.13 front input mounting flange 4 1/2" front output circular yoke Borg Warner.AWD	BW1372 BW4472		UMT100	
TOPKICK (Medium Truck)					
2007-06	(electric shift) Remote Mount with 3 Flanged Yokes, w/o Speedo Hole	273C	UMT139-6M	UMT139-6	UMM2263
TYPHOON					
1993-92	27 spline rear output 4.13 front input mounting flange 4 1/2" front output circular yoke Borg Warner.AWD	BW1372 BW4472		UMT100	
V1500 PICKUP					
1987	Synchronized front 27 spline input shaft 350-700 Series Trans. New Process	NP208C		UMT503	
1987	Synchronized front 32 spl. input shaft 400 Series Trans. Manual Transmission New Process	NP208C		UMT504	
V1500 SUBURBAN					
1988-87	Synchronized front 27 spline input shaft 350-700 Series Trans. New Process	NP208C		UMT503	
1988-87	Synchronized front 32 spl. input shaft 400 Series Trans. Manual Transmission New Process	NP208C		UMT504	

YEAR	APPLICATION	ID#	PART# W/MOTOR	PART# W/O MOTOR	TRANSFER CASE MOTOR
GMC (cont.)					
V2500 PICKUP					
1987	Synchronized front 27 spline input shaft 350-700 Series Trans. New Process	NP208C		UMT503	
1987	Synchronized front 32 spl. input shaft 400 Series Trans. Manual Transmission New Process	NP208C		UMT504	
V2500 SUBURBAN					
1988-87	Synchronized front 27 spline input shaft 350-700 Series Trans. New Process	NP208C		UMT503	
1988-87	Synchronized front 32 spl. input shaft 400 Series Trans. Manual Transmission New Process	NP208C		UMT504	
YUKON					
2012-08	32 spline input, 32 rear output, female front output shaft (Electric Shift)	MP3023LD	UMT141-7M	UMT141-7	UMM3023
2012-08	27 spline input, 32 rear slip output female spline front output (electric shift)	MP3023LD	UMT141-1M	UMT141-1	UMM3023
2007-03	27 spline input shaft, rear slip output, female front output, splined shift sector	246GM	UMT137-4M	UMT137-4	UMM2237
2005-03	(electric shift) 27 spline front input, rear slip output, female spline front output, full-time two speed	BW4482	UMT140M	UMT140	UMM4482
2004-01	27 spline front input, rear slip female front output, AWD	149GM		UMT137-3	
2002-99	(electric shift) 27 spline front input, rear slip output female spline front output	246GM	UMT137-1M	UMT137-1	UMM1237
1999-96	(electric shift) 27 spline front input, rear slip output three wire indicator, electronic speedo, fixed front output yoke 4L60E Trans. New Process	NP243C	UMT114-1M	UMT114-1	UMM1243
1999-96	(electric shift) 32 spline front input, rear slip output three wire indicator, electronic speedo, fixed front output yoke 4L80E Trans. New Process	NP243C	UMT114-2M	UMT114-2	UMM1243
1998-95	27 spline front input, rear slip output three wire indicator, electronic speedo, fixed front output yoke, 4L60E Trans. New Process	NP241C		UMT127	
1996-95	32 spline front input, rear slip output three wire indicator, electronic speedo, fixed front output yoke 4L80E Trans. New Process	NP241C		UMT128	
1994	32 spline front input, rear slip output three wire indicator 4" bell front output yoke, 4L80E Trans. New Process	NP241C		UMT111	
1994-93	27 spline front input, rear slip output three wire indicator, electronic speedo, 4" bell front output yoke 4L60E Trans. New Process	NP241C		UMT112	
1994-92	32 spline front input, rear slip output, two wire indicator, electronic speedo, 4" bell front output yoke, 4L80E New Process	NP241C		UMT110	
1993-92	27 spline front input, rear slip output two wire indicator, electronic speedo, 4" bell front output yoke TH700 Trans. New Process	NP241C		UMT109	
YUKON DENALI					
2009-07	32 spline input, 32 rear slip, female front output, AWD	BW4485		UMT142	
2006-05	27 spline front input, 32 rear slip, female front output, AWD	BW4481		UMT103-3	
2006-01	27 spline front input, rear slip female front output, AWD	149GM		UMT137-3	
2000	(electric shift) 27 spline front input, rear slip output female spline front output	246GM	UMT137-1M	UMT137-1	UMM1237
YUKON XL 1500					
2012-08	27 spline input, 32 rear slip output female spline front output (electric shift)	MP3023LD	UMT141-1M	UMT141-1	UMM3023
2008-07	32 spline input, 32 rear slip, female front output, AWD	BW4485		UMT142	
2007-03	27 spline input shaft, rear slip output, female front output, splined shift sector	246GM	UMT137-4M	UMT137-4	UMM2237
2006-03	27 spline front input, 32 rear slip, female front output, AWD	BW4481		UMT103-3	
2006-01	27 spline front input, rear slip female front output, AWD	149GM		UMT137-3	
2005-03	(electric shift) 27 spline front input, rear slip output, female spline front output, full-time two speed	BW4482	UMT140M	UMT140	UMM4482
2001-00	(electric shift) 27 spline front input, rear slip output female spline front output	246GM	UMT137-1M	UMT137-1	UMM1237

YEAR	APPLICATION	ID#	PART# W/MOTOR	PART# W/O MOTOR	TRANSFER CASE MOTOR
GMC (cont.)					
YUKON XL 2500					
2010-08	29 spline input, 31 rear slip, female spline front output (Electric shift)	MP3024HD	UMT141-5M	UMT141-5	UMM3023
2007-03	32 spline input shaft, rear slip output, female front output, splined shift sector	246GM	UMT137-5M	UMT137-5	UMM2237
2002-00	(electric shift) 32 spline front input rear slip output female spline front output	246GM	UMT137-2M	UMT137-2	UMM1237
ISUZU					
ASCENDER					
2007-03	27 spline input, (electric shift) male front slip yoke	226GM	UMT136-2M	UMT136-2	UMM1226
HOMBRE					
2000-98	Ext. Cab 27 spline input, 32 spline slip rear output, electric shift, electronic speedo, slip front output yoke, vacuum shift indicator, raised seal retainer New Process	NP233C	UMT108-3M	UMT108-3	UMM1233
I-350					
2006	27 spline input, two indicator switches, one rear sensor, w/o speedo hole, square front output yoke, electric shift		UMT170M	UMT170	UMM1700
I-370					
2008-07	27 spline input, two indicator switches, one rear sensor, w/o speedo hole, square front output yoke, electric shift		UMT170M	UMT170	UMM1700
JEEP					
CHEROKEE					
2001-97	Select-Trac, 23 spline input, 27 spline rear slip, fixed front output yoke, 1.750 speedo hole, one piece tail housing w/rubber boot, four wire shift indicator located above shift lever, .840" exposed input shaft New Process	NP242J		UMT208-2	
2001-97	23 spline input 27 spline rear slip output two wire shift indicator, 1.750 speedo hole, 1 piece tail housing shift indicator above shift lever w/rubber boot, fixed front yoke .840" exposed input shaft New Process	NP231J		UMT207-2	
2000-97	23 spline input w/rear fixed yoke, 2 wire shift indicator, 1 piece tail housing shift indicator above shift lever w/rubber boot, fixed front yoke 1.550" exposed input shaft, different drive shaft & other components are needed with these units (Not Supplied)	NP231J		UMT207-2FY	
2000-97	21 spline front input, fixed yoke, one piece tail housing, fixed front output yoke two wire indicator switch above shift lever, .750" exposed shaft	NP231J		UMT207-7FY	
1996	23 spline input, 27 rear slip, fixed front output yoke, w/ 1.750 speedo hole, one piece tail housing with rubber boot, four wire indicator in speedo housing, .840 input	NP242J		UMT208-7	
1995-93	23 spline input 27 spline rear slip output two piece tail shaft housing, fixed front yoke two wire shift indicator above shift lever 1.750 speedo hole, .750" exposed input shaft New Process	NP231J		UMT207-1	
1995-91	Select-Trac, 23 spline input, 27 spline rear slip, .750" exposed input shaft, fixed front yoke, two piece tail shaft housing, w/ 1.750" speedo hole, four wire shift indicator in speedo housing, export or police pkg.	NP242J		UMT208-3	
1992-89	23 spline front input 27 spline slip rear two piece tail housing, 1.750 speedo hole two wire indicator switch in speedo housing fixed front yoke, .750" exposed input shaft New Process	NP231J		UMT207-6	
1992-89	23 spline front input, rear fixed (conversion kit), one piece tail housing, 1.750 speedo hole, two wire indicator switch in speedo housing, fixed front output, different drive shaft and other components are needed with these units (Not Supplied)	NP231J		UMT207-6FY	
1990-89	Select-Trac, 21 spline input, 27 spline rear slip, two piec tail housing, fixed front yoke, 1.750 speedo hole, two wire shift indicator on tail housing, .750" exposed input shaft	NP242J		UMT208-1	
1990-89	21 spline front input, rear fixed yoke, two piece tail housing, fixed front yoke, vacuum shift indicator on speedo housing, .750 exposed input shaft.	NP231J		UMT207-5FY	
1990-89	21 spline front input, rear slip yoke, two piece tail housing, fixed front yoke, vacuum shift indicator on speedo housing, .750 exposed input shaft.	NP231J		UMT207-5	

YEAR	APPLICATION	ID#	PART# W/MOTOR	PART# W/O MOTOR	TRANSFER CASE MOTOR
JEEP (cont.)					
COMANCHE					
1992-91	23 spline input 27 spline rear slip output two piece tail shaft housing, fixed front yoke two wire shift indicator above shift lever 1.750 speedo hole, .750" exposed input shaft New Process	NP231J		UMT207-1	
1992-89	23 spline front input 27 spline slip rear two piece tail housing, 1.750 speedo hole two wire indicator switch in speedo housing fixed front yoke, .750" exposed input shaft New Process	NP231J		UMT207-6	
1989	21 spline front input, with rear fixed yoke, one piece tail housing, fixed front yoke vacuum shift indicator on speedo housing, .750 exposed input shaft, different drive shaft and other components are needed with these units (Not Supplied) New Process			UMT207-5FY	
1989	21 spline front input, rear fixed yoke, two piece tail housing, fixed front yoke, vacuum shift indicator on speedo housing, .750 exposed input shaft.	NP231J		UMT207-5	
COMMANDER					
2008-06	Input shaft has splines inside and outside, front cupped yoke, rear flange, electric shift, rear damper bolts to extension housing	NP245J	UMT245-1M	UMT245-1	UMM1245
2008-06	26 External Spline Input, cup front output yoke, rear circular output Flange, AWD	NV140		UMT240	
2008-06	23 spline input, flange rear output, cupped front output, electric shift 1.750 exposed input	NV245J	UMT245M	UMT245	UMM1245
COMPASS					
2009-07	AWD - Power Take-Off Unit			UMT260	
GRAND CHEROKEE					
2011	3.6L Single speed, AWD, 26 external spline input gear, front & rear cup yokes	MP3010		UMT252	
2009-07	Input shaft has external spline only, front cupped yoke, rear flange with bolt on damper	NP245J	UMT245-2M	UMT245-2	UMM1245
2009-06	26 spline external input, cupped type front output yoke, rear flange, single speed	146J	UMT250M	UMT250	UMM1245
2009-05	23 spline input, flange rear output, cupped front output, electric shift 1.750 exposed input	NV245J	UMT245M	UMT245	UMM1245
2009-05	26 external spline input, cup front output yoke, rear circular output flange, AWD	NV140J		UMT240	
2008-06	Input shaft has splines inside and outside, front cupped yoke, rear flange, electric shift, rear damper bolts to extension housing	NP245J	UMT245-1M	UMT245-1	UMM1245
2004	23 spline input, Cup front output yoke, 27 spline rear slip, single speed	NV147		UMT220	
2004-02	23 spline input, 27 rear slip, w/rubber boot w/o speedo hole, 5 position indicator switch, cup front output yoke .840 exposed input (4.0L)	NP242J		UMT208-10	
2004-01	23 spline front input, fixed front output yoke, viscous drive 2.500 input	NV247J		UMT208-8A	
2004-99	23 spline front input, 27 rear slip, cup front output yoke, Quadra-Trac, .840 front input shaft (4.0L)	NP247J		UMT208-9	
2003-02	23 spline input, 32 spline rear slip, two piece tail housing w/o speedo hole, 5 position indicator switch 2.500 input (4.7L)	242JHD		UMT208-11	
2001-00	23 spline input, 32 spline rear slip, two piece tail housing, w/o speedo hole, 4-wire switch, 2.500 input (4.7L)	NP242J		UMT208-13	
2001-99	Select-Trac, 23 spline front input, 27 spline slip rear, w/rubber boot, w/o speedo hole, four wire indicator switch above shift lever, cup front output yoke, .840" exposed input shaft New Process (4.0L)	NP242J		UMT208-4	
2000-99	23 spline front input, front cup yoke, front output, viscous drive, 2.500" exposed input shaft, New Process (4.7L)	NP247J		UMT208-8	
1998-96	Quadra-Trac, 23 spline input, 27 spline rear slip, viscous clutch, slip rear output, fixed front yoke, shift indicator located above shift lever, 1.750 speedometer hole, .840" exposed input shaft New Process	NP249J		UMT209-1	
1998-95	Select-Trac, 23 spline input, 27 spline rear slip, fixed front output yoke, 1.750 speedo hole, one piece tail housing w/rubber boot, four wire shift indicator located above shift lever, .840" exposed input shaft New Process	NP242J		UMT208-2	

YEAR	APPLICATION	ID#	PART# W/MOTOR	PART# W/O MOTOR	TRANSFER CASE MOTOR
JEEP (cont.)					
GRAND CHEROKEE (cont.)					
1996-94	Select-Trac, 23 spline front input, 27 spline slip rear, two piece tail housing, w/speedo hole 1.750", fixed front output yoke, four wire indicator switch above shift lever, (.840" exposed input shaft, w/pilot bushing) New Process	NP242J		UMT208-6	
1995-93	23 spline front input 27 spline slip rear two piece tail housing, 1.750 speedo hole four wire shift indicator above shift lever fixed front output yoke (.840" exposed input shaft, w/pilot bushing) New Process	NP231J		UMT207-8	
1995-93	23 spline front input 27 spline slip rear two piece tail housing, 1.750 speedo hole four wire shift indicator above shift lever fixed front output yoke, .750" exposed input shaft New Process	NP231J		UMT207-9	
1995-93	Quadra-Trac, 23 spline input, 27 spline rear slip, viscous clutch, slip rear output, fixed front yoke, 1.750 speedometer hole, shift indicator located above shift lever, 1.550" exposed input shaft New Process	NP249J		UMT209-2	
1994-93	23 spline front input, 27 rear slip output, viscous clutch, fixed front output yoke, shift indicator above shift lever, w/speedo hole, .840" exposed input shaft, w/pilot bushing. New Process	NP249J		UMT209-3	
1993	23 spline input, 27 spline slip rear, two piece tail housing, w/speedo hole 1.750, fixed front output yoke, four wire indicator switch in speed covers, .750" exposed input shaft New Process	NP242J		UMT208-5	
GRAND WAGONEER					
1993	Quadra-Trac, 23 spline input, 27 spline rear slip, viscous clutch, slip rear output, fixed front yoke, 1.750 speedometer hole, shift indicator located above shift lever, 1.550" exposed input shaft New Process	NP249J		UMT209-2	
LIBERTY					
2012-10	23 spline input, front cup yoke, rear circular flange, no sensor holes. 3.7L engine. electric shift	MP3022	UMT245-4M	UMT245-4	UMM3022
2012-08	23 spline input, front cup yoke, rear circular flange, no sensor holes. 3.7L engine. electric shift	MP1522	UMT245-3M	UMT245-3	UMM1522
2008-07	23 spline input gear, rear cupped yoke. cupped front output yoke ,5 position indicator switch. manual shift, .840 exposed input gear. 2-generation	241J		UMT207-16	
2007-02	23 spline input, 32 rear slip, w/rubber boot cup front output yoke, 5 position indicator switch .840 exposed input	NP242J		UMT208-12	
2005-02	23 spline input, 32 rear slip, 5-position switch, cup front output yoke. .840 input	NV231J		UMT207-13	
PATRIOT					
2009-07	AWD - Power Take-Off Unit			UMT260	
WAGONEER					
1990	Select-Trac, 21 spline input, 27 spline rear slip, two piece tail housing, fixed front yoke, 1.750 speedo hole, two wire shift indicator on tail housing, .750" exposed input shaft	NP242J		UMT208-1	
WRANGLER					
2008	23 spline input gear, rear cupped yoke with damper cupped front output yoke . 5 position indicator switch. manual shift .840 exposed input gear. 2-generation	241J		UMT207-17	
2008-07	23 spline input, front output cupped yoke, rear damper cupped, w/o speed sensor wheel, 5-position switch, 4-1 reduction, manual trans. .840 exposed input	NP241J		UMT207-18	
2008-07	23 spline input, front & rear cupped yoke, w/o speed sensor wheel, 5 position switch, 4-1 reduction, auto trans. .840 exposed input	NP241J		UMT207-19	
2008-03	23 spline input, rear fixed w/speed sensor hole 4-1 reduction .840 input	NP241J		UMT207-14	
2006-03	23 spline input 27 spline rear slip output two wire shift indicator, 1.750 speedo hole, 1 piece tail housing shift indicator above shift lever w/rubber boot, fixed front yoke .840" exposed input shaft New Process	NP231J		UMT207-2	
2006-03	23 spline input, 27 spline rear output, 2 wire shift indicator, 1 piece tail housing, .840 front input, w/ rubber boot, (damper not included)	NP231J		UMT207-15	

YEAR	APPLICATION	ID#	PART# W/MOTOR	PART# W/O MOTOR	TRANSFER CASE MOTOR
JEEP (cont.)					
WRANGLER (cont.)					
2002-00	23 spline input, w/ rear fixed yoke, 2 wire shift indicator, 1 piece tail housing, 1.550 front input (harmonic balancer not included)	NP231J		UMT207-12FY	
2002-00	23 spline input 27 spline rear output, w/ 2 wire shift indicator, one piece tail housing, 1.550 front input w/ rubber boot. (damper not included)	NP231J		UMT207-12	
2002-97	23 spline input 27 spline rear slip output two wire shift indicator, 1 piece tail housing, 1.750 speedo hole, shift indicator above shift lever w/rubber boot, fixed front yoke 1.550" exposed input shaft New Process	NP231J		UMT207-3	
2002-97	23 spline input w/rear fixed yoke, 2 wire shift indicator, 1 piece tail housing shift indicator above shift lever w/rubber boot, fixed front yoke 1.550" exposed input shaft, different drive shaft & other components are needed with these units (Not Supplied)			UMT207-3FY	
2002-97	21 spline front input 27 spline slip rear w/rubber boot, w/speedo hole, fixed front output yoke two wire indicator switch above shift lever .750" exposed input shaft New Process	NP231J		UMT207-7	
2001-97	21 spline front input with rear fixed yoke, one piece tail housing, fixed front output yoke, two wire indicator switch above shift lever .750" exposed input shaft, different drive shaft and other components are needed with these units (Not Supplied) New P			UMT207-7FY	
1995-93	23 spline front input, 27 splint rear slip output, two piece tailshaft housing, fixed front yoke, two wire shift indicator above shift lever, 1.750" speedo hole, .750" exposed input shaft New Process NP231J			UMT207-1	
1995-93	23 spline input with rear fixed yoke, one piece tail shaft housing, fixed front yoke two wire shift indicator above shift lever, .750" exposed input shaft, different drive shaft and other components are needed with these units (Not Supplied) New Process	NP231J		UMT207-1FY	
1995-91	23 spline front input 27 spline slip rear two piece tail housing, fixed front output yoke two wire shift indicator switch, 1.750" speedo hole 1.550" exposed input shaft New Process	NP231J		UMT207-10	
1995-91	21 spline input 27 spline rear slip output, two wire shift indicator above shift lever, 2 piece tail housing, w/1.750 speedo hole, fixed front output yoke, .750" exposed input shaft New Process	NP231J		UMT207-4	
1995-91	23 spline front input with rear fixed yoke, fixed front output yoke two wire shift indicator switch, 1.550" exposed input shaft, different drive shaft and other components are needed with these units (Not Supplied) New Process			UMT207-10FY	
1995-91	21 spline input with rear fixed yoke, two wire shift indicator above shift lever, one piece tail housing, fixed front output yoke, .750" exposed input shaft, different drive shaft and other components are needed with these units (Not Supplied) New Proces			UMT207-4FY	
WRANGLER RUBICON					
2006-03	23 spline input, fixed front output yoke, rear damper, w/ speed sensor hole 4-1 reduction, .840 input (5 Position Switch) man. trans.	NP241J		UMT207-14	
LINCOLN					
AVIATOR					
2005-04	28 Spline Input, front cup yoke, rear circular flange, w/o front and rear sensor hole, w/o speedo hole, w/o front and rear sensor, 5R55S trans. Single speed, W/T.O.D.	BW4411		UMT429-13	
2005-03	Viscous drive, front cup yoke, rear flat circular flange w/o speedo hole Borg Warner, AWD	BW4410		UMT429-4	
MARK LT					
2008-06	Exc. Heritage (w/o Torque on Demand) (Electric Shift) w/o Speedo hole, Borg Warner		UMT420-2M1	UMT420-2	UMM4408

YEAR	APPLICATION	ID#	PART# W/MOTOR	PART# W/O MOTOR	TRANSFER CASE MOTOR
LINCOLN (cont.)					
MKS					
2012-09	PTU - Power Take-Off Unit			UMT436	
MKX					
2012-07	PTU - Power Take-Off Unit			UMT436	
MKZ					
2012-07	Power Transfer Unit			UMT437	
NAVIGATOR					
2011-07	31 spline input, 32 spline rear output slip yoke, w/o speedo & sensor holes, w/T.O.D. Electric shift	BW4417	UMT431-1M	UMT431-1	UMM4417
2006	31 spline input, rear slip, w/ T.O.D. w/o speedo hole (electric shift), w/ extra mounting hole in front case half	BW4416	UMT420-4M	UMT420-4	UMM4416
2005-03	31 spline input, rear slip, w/ T.O.D. w/o speedo hole (electric shift), w/ mounting hole in front case half	BW4416	UMT420-3M	UMT420-3	UMM4416
2002-99	(electric shift) w/ T.O.D., front & rear sensor hole w/o speedo hole Borg Warner	BW4406	UMT431M	UMT431	UMM4407
1998	(electric shift) w/ T.O.D., w/ speedo hole, front & rear sensor Borg Warner	BW4406	UMT421M	UMT421	UMM4407
MAZDA					
B2300					
1997-95	all (manual shift) Borg Warner	BW1354		UMT409	
1997-95	(electric shift) circular rear flange fixed front yoke front & rear sensor, speedo hole Borg Warner	BW4405	UMT418M	UMT418	UMM4405
1997-95	(electric shift) rear circular flange front fixed yoke w/speedo hole, w/o sensor hole Borg Warner	BW1354	UMT425M	UMT425	UMM4354
1994	(electric shift) w/speedo hole, w/sensor hole front fixed output yoke Borg Warner	BW1354	UMT410M	UMT410	UMM4350
B3000					
2002-01	(electric shift) rear circular flange, front cup yoke w/o speedo hole, w/o sensor hole, Borg Warner, without coil	BW1354	UMT427-2M	UMT427-2	UMM4354
2000-99	(electric shift) rear circular flange front cup yoke w/o speedo hole, w/o sensor hole Borg Warner, with coil	BW1354	UMT427-1M	UMT427-1	UMM4354
1998	all (manual shift) Borg Warner	BW1354		UMT409	
1998	(electric shift) rear circular flange front fixed yoke w/speedo hole, w/o sensor hole Borg Warner	BW1354	UMT425M	UMT425	UMM4354
1996-95	all (manual shift) Borg Warner	BW1354		UMT409	
1996-95	(electric shift) circular rear flange fixed front yoke front & rear sensor, speedo hole Borg Warner	BW4405	UMT418M	UMT418	UMM4405
1996-95	(electric shift) rear circular flange front fixed yoke w/speedo hole, w/o sensor hole Borg Warner	BW1354	UMT425M	UMT425	UMM4354
1994	(electric shift) w/speedo hole, w/sensor hole front fixed output yoke Borg Warner	BW1354	UMT410M	UMT410	UMM4350
B4000					
2010-01	(electric shift) rear circular flange, front cup yoke w/o speedo hole, w/o sensor hole, Borg Warner, without coil	BW1354	UMT427-2M	UMT427-2	UMM4354
2000-99	(electric shift) rear circular flange front cup yoke w/o speedo hole, w/o sensor hole Borg Warner, with coil	BW1354	UMT427-1M	UMT427-1	UMM4354
1998-95	all (manual shift) Borg Warner	BW1354		UMT409	
1998-95	(electric shift) rear circular flange front fixed yoke w/speedo hole, w/o sensor hole Borg Warner	BW1354	UMT425M	UMT425	UMM4354
1997-95	(electric shift) circular rear flange fixed front yoke front & rear sensor, speedo hole Borg Warner	BW4405	UMT418M	UMT418	UMM4405
1994	(electric shift) w/speedo hole, w/sensor hole front fixed output yoke Borg Warner	BW1354	UMT410M	UMT410	UMM4350
NAVAJO					
1994-91	(electric shift) w/speedo hole, w/sensor hole front fixed output yoke Borg Warner	BW1354	UMT410M	UMT410	UMM4350
TRIBUTE					
2008-01	30 spline input, auto trans (CD4E) P.T.O. assembly			UMT434	
2004-01	22 Tooth Drive Gear; Power take off assembly; Manual Trans.			UMT435	

YEAR	APPLICATION	ID#	PART# W/MOTOR	PART# W/O MOTOR	TRANSFER CASE MOTOR
MERCURY					
MARINER					
2011-05	30 spline input, auto trans (CD4E) P.T.O. assembly			UMT434	
MOUNTAINEER					
2010-07	31 spline input, front & rear cupped yoke w/o speedo hole and front & rear sensors, AWD 6R60 trans, angle cross member mounting holes	BW4412		UMT429-11	
2010-06	(electric shift) front cup yoke, rear circular flange, w/o speedo hole, w/o front and rear sensor holes, 5-speed 5R55S auto trans., 28 spline input, (in-line cross member mounting holes)	BW4412	UMT429-7M	UMT429-7	UMM4412
2008-07	(electric shift) front cup yoke, rear cup yoke, w/o speedo hole, w/o front & rear sensors, 6-spd 6R60 auto trans, w/ T.O.D.	BW4412	UMT429-10M	UMT429-10	UMM4412
2007-06	(electric shift) front cup yoke, rear circular flange, w/o speedo hole and front & rear sensor holes, 6-spd. auto trans. 6R60 trans. 31 spline input.	BW4412	UMT429-8M	UMT429-8	UMM4412
2005	28 Spline Input, front cup yoke, rear circular flange, w/o front and rear sensor hole, w/o speedo hole, w/o front and rear sensor, 5R55S trans. Single speed, W/T.O.D.	BW4411		UMT429-13	
2005-02	viscous drive, front cup yoke, rear flat circular flange w/o speedo hole Borg Warner, AWD	BW4410		UMT429-4	
2001-99	(electric shift) (front & rear speed sensor) torque on demand, front cup yoke, rear circular flange w/o speedo hole Borg Warner	BW4405	UMT424M	UMT424	UMM4405
2001-99	AWD Borg Warner	BW4403		UMT429-3	
2001-98	viscous drive, front cup yoke, rear flat circular flange w/o speedo hole Borg Warner, AWD	BW4404		UMT429-1	
1998	(electric shift) front cup yoke, rear circular flange torque on demand, front and rear speed sensor, speedo hole Borg Warner	BW4405	UMT428M	UMT428	UMM4405
1997	viscous drive front and rear flat circular flange with speedo hole Borg Warner	BW4404		UMT426	
SABLE					
2009-08	PTU - Power Take-Off Unit			UMT436	
MITSUBISHI					
RAIDER					
2008	.840" Input, cup front output yoke, 32 spline rear slip, 3.7L, 4 speed auto trans.	NV243D	UMT317-6M	UMT317-6	UMM1273
2008-06	23 spline input, 32 spline rear slip, cupped front output yoke, .840" exposed input, AT, (2-generation)	243D	UMT317-5M	UMT317-5	UMM1273
2007	.840" Input, cup front output yoke, 32 spline rear slip, electric shift, 4 speed auto trans.	NV243D	UMT317-6M	UMT317-6	UMM1273
2007-06	23 spline input, 32 rear slip w/o speedo hole (electric shift) cup front output, splined shift sector, .840 exposed input shaft	NV233D	UMT312-11M	UMT312-11	UMM1273
2007-06	32 spline input, 32 rear slip, w/o speedo hole (electric shift) cup front output yoke, splined shift sector, .840 exposed input	NV244D	UMT314-11M	UMT314-11	UMM1273
OLDSMOBILE					
BRAVADA					
2004	27 spline input, (electric shift) male front slip yoke	226GM	UMT136-2M	UMT136-2	UMM1226
2004-02	27 spline input, electric shift, rear slip, male front slip single speed	126GM	UMT136-3M	UMT136-3	UMM1126
2001-98	27 spline front input, rear slip output male front output spline (electric shift)	136GM	UMT135M	UMT135	UMM1235
1998-96	27 spline rear output, 4.90 front input mounting flange Borg Warner, AWD	BW1372/BW4472		UMT101	
1997-96	32 spline rear output, 4.90 front input mounting flange Borg Warner, AWD	BW1372/BW4472		UMT103	
1994-93	32 spline rear output, 4.13 front input mounting flange, 5" front output circular yoke Borg Warner, AWD	BW1372/BW4472		UMT102	
1994-91	27 spline rear output 4.13 front input mounting flange 4 1/2" front output circular yoke Borg Warner, AWD	BW1372/BW4472		UMT100	

YEAR	APPLICATION	ID#	PART# W/MOTOR	PART# W/O MOTOR	TRANSFER CASE MOTOR
PLYMOUTH					
VOYAGER					
2000-97	Power Transfer Unit			UMT280	
1995-93	Power Transfer Unit			UMT280	
PONTIAC					
TORRENT					
2009-08	Power Transfer Unit: 6-speed (opt. MH4)			UMT160-2	
2009-07	AWD - Power Take-Off Unit; 5-Speed			UMT160-1	
2006	AWD - Power Take-Off Unit			UMT160	
SATURN					
OUTLOOK					
2010-09	AWD - Power Take-Off Unit			UMT150	
VUE					
2009-08	Power Transfer Unit: 6-speed (opt. MH4)			UMT160-2	
2009-07	AWD - Power Take-Off Unit; 5-Speed			UMT160-1	

Buyer's Guide - Transfer Cases And Shift Motors

Part No.	Year	Make	Model
UMM1126	2007-04 2008 2008 2004-02	BUICK CHEVROLET GMC OLDSMOBILE	RAINIER TRAILBLAZER / EXT ENVOY BRAVADA
UMM1133	2006-03	DODGE (INCLUDES RAM TRUCKS)	DAKOTA, DURANGO, RAM 1500 PICKUP, RAM 2500 PICKUP, RAM 3500 PICKUP
UMM1143	2009-07	DODGE (INCLUDES RAM TRUCKS)	NITRO
UMM1144	2005-04	DODGE (INCLUDES RAM TRUCKS)	DURANGO
UMM1226	2006-04 2008-02 2008-02 2007-03 2004	BUICK CHEVROLET GMC ISUZU OLDSMOBILE	RAINIER TRAILBLAZER / EXT ENVOY XL / XUV ASCENDER BRAVADA
UMM1233	2005-92 2005-03 2005-92 2000-98	CHEVROLET DODGE (INCLUDES RAM TRUCKS) GMC ISUZU	S10 BLAZER, S10 PICKUP RAM 1500 PICKUP ENVOY, S15 JIMMY, S15 SONOMA HOMBRE
UMM1235	2005-99 2005-99 2001-98	CHEVROLET GMC OLDSMOBILE	ASTRO SAFARI BRAVADA
UMM1237	2000-99 2005-99 2005-98	CADILLAC CHEVROLET GMC	ESCALADE / ESV / EXT AVALANCHE 1500, AVALANCHE 2500, S10 BLAZER, S10 PICKUP, SILVERADO 1500, SILVERADO 2500, SUBURBAN 1500 (Includes K1500), SUBURBAN 2500 (Includes K2500), TAHOE ENVOY, JIMMY (Full Size), S15 JIMMY, SIERRA 1500 (Includes DENALI), SIERRA 2500, YUKON DENALI, YUKON XL 1500, YUKON XL 2500
UMM1243	2000-95 2003-01 2000-96	CHEVROLET DODGE (INCLUDES RAM TRUCKS) GMC	K1500 PICKUP, K2500 PICKUP, SUBURBAN 1500 (Includes K1500), SUBURBAN 2500 (Includes K2500), TAHOE DAKOTA, DURANGO, RAM 1500 PICKUP K1500 PICKUP, K2500 PICKUP, YUKON
UMM1244	2004	DODGE (INCLUDES RAM TRUCKS)	DURANGO
UMM1245	2009-05	JEEP	COMMANDER, GRAND CHEROKEE
UMM1263	2002-01 2002-01	CHEVROLET GMC	SILVERADO 2500, SILVERADO 3500, 3500HD SIERRA 2500, SIERRA 3500, 3500 HD
UMM1273	2012-05 2008-06	DODGE (INCLUDES RAM TRUCKS) MITSUBISHI	ASPEN, DAKOTA, DURANGO, RAM 1500 PICKUP, RAM 2500 PICKUP, RAM 3500 PICKUP, RAM 4500 PICKUP, RAM 5500 PICK UP RAIDER
UMM1522	2012-08	JEEP	LIBERTY
UMM1552			
UMM1626	2012-07 2012-07	CHEVROLET GMC	SILVERADO 1500, SILVERADO 2500 HD, SILVERADO 3500, 3500HD SIERRA 2500 HD, SIERRA 3500, 3500 HD
UMM1700	2010-04 2010-04 2008-06	CHEVROLET GMC ISUZU	COLORADO CANYON I-350, I-370
UMM2237	2007-03 2010-06 2007-03	CHEVROLET DODGE (INCLUDES RAM TRUCKS) GMC	AVALANCHE 1500, AVALANCHE 2500, SILVERADO 1500, SILVERADO 2500, SUBURBAN 1500 (Includes K1500), SUBURBAN 2500 (Includes K2500), TAHOE RAM 1500 PICKUP SIERRA 1500 (Includes DENALI), SIERRA 2500, YUKON XL 1500, YUKON XL 2500
UMM2263	2007-02 2007-02	CHEVROLET GMC	KODIAK (Medium Truck), SILVERADO 2500 HD, SILVERADO 3500, 3500HD SIERRA 2500 HD, SIERRA 3500, 3500 HD, TOPKICK (Medium Truck)
UMM3022	2012-10	JEEP	LIBERTY
UMM3023	2009 2012-07 2012-07	CADILLAC CHEVROLET GMC	ESCALADE / ESV / EXT AVALANCHE 1500, SILVERADO 1500, SILVERADO 2500 HD, SUBURBAN 1500 (Includes K1500), SUBURBAN 2500 (Includes K2500), TAHOE SIERRA 1500 (Includes DENALI), SIERRA 2500 HD, YUKON XL 1500, YUKON XL 2500

Buyer's Guide - Transfer Cases And Shift Motors

Part No.	Year	Make	Model
UMM4350	1995-90 1994-91	FORD MAZDA	BRONCO II, EXPLORER, RANGER B2300, B3000, B4000, NAVAJO
UMM4354	2008-95 2010-95	FORD MAZDA	EXPLORER SPORT TRAC, RANGER B2300, B3000, B4000
UMM4356	1996-89	FORD	BRONCO
UMM4357	1997-91	FORD	F-150 PICKUP / SUPER CREW, F-250 PICKUP / F-250 SUPER DUTY PICKUP
UMM4405	2001-95 1997-95 2001-98	FORD MAZDA MERCURY	EXPLORER SPORT TRAC B2300, B3000, B4000 MOUNTAINEER
UMM4406	2003-96	FORD	F-150 PICKUP / SUPER CREW, F-250 PICKUP / F-250 SUPER DUTY PICKUP
UMM4407	2002-97 2002-98	FORD LINCOLN	EXPEDITION, F-150 PICKUP / SUPER CREW, F-250 PICKUP / F-250 SUPER DUTY PICKUP NAVIGATOR
UMM4408	2008-04 2008-06	FORD LINCOLN	F-150 PICKUP / SUPER CREW, F-250 PICKUP / F-250 SUPER DUTY PICKUP MARK LT
UMM4411	2005-02	FORD	EXPLORER SPORT TRAC
UMM4412	2010-04 2010-06	FORD MERCURY	EXPLORER SPORT TRAC MOUNTAINEER
UMM4416	2006-02 2006-03	FORD LINCOLN	EXPEDITION, F-150 PICKUP / SUPER CREW NAVIGATOR
UMM4417	2011-07 2011-07	FORD LINCOLN	EXPEDITION NAVIGATOR
UMM4419	2011-09	FORD	F-150 PICKUP / SUPER CREW
UMM4473	2012-99	FORD	EXCURSION, F-250 PICKUP / F-250 SUPER DUTY PICKUP, F-350 PICKUP / F-350 SUPER DUTY PICKUP, F-450 SUPER DUTY PICKUP, F-550 SUPER DUTY PICKUP
UMM4482	2009-03 2005-03 2011-10 2005-03	AM GENERAL CHEVROLET DODGE (INCLUDES RAM TRUCKS) GMC	H2 HUMMER AVALANCHE 1500, SILVERADO 1500, SUBURBAN 1500 (Includes K1500), TAHOE RAM 1500 PICKUP SIERRA 1500 (Includes DENALI), YUKON XL 1500
UMM4493	2010-06	AM GENERAL	H3 HUMMER
UMT100	1995-90 1995-90 1994-91	CHEVROLET GMC OLDSMOBILE	ASTRO SAFARI, SYCLONE, TYPHOON BRAVADA
UMT101	1998-96 1998-96 1998-96	CHEVROLET GMC OLDSMOBILE	ASTRO SAFARI BRAVADA
UMT102	1995-90 1994-93 1994-93	CHEVROLET GMC OLDSMOBILE	ASTRO, S10 BLAZER S15 JIMMY BRAVADA
UMT103	1997-96 1997-96 1997-96	CHEVROLET GMC OLDSMOBILE	S10 BLAZER S15 JIMMY BRAVADA
UMT103-2	2011-03 2011-03	CHEVROLET GMC	EXPRESS 1500, EXPRESS 2500 SAVANA 1500, SAVANA 2500
UMT103-3	2006-03 2006-05 2006-03	CADILLAC CHEVROLET GMC	ESCALADE / ESV / EXT SUBURBAN 1500 (Includes K1500) YUKON DENALI, YUKON XL 1500
UMT103-4	2009-04	CADILLAC	SRX, STS
UMT103-41	2009-04	CADILLAC	SRX, STS
UMT103-5	2012-08	CADILLAC	CTS, SRX, STS
UMT103-51	2012-08	CADILLAC	CTS, SRX, STS
UMT103-6	2009-08	CADILLAC	SRX, STS
UMT103-61	2009-08	CADILLAC	SRX, STS
UMT104-2	1995-94 1995-94	CHEVROLET GMC	S10 BLAZER, S10 PICKUP S15 JIMMY, S15 SONOMA
UMT104-3	1997-96 1997-96	CHEVROLET GMC	S10 BLAZER, S10 PICKUP S15 JIMMY, S15 SONOMA
UMT104-4	1995-94 1995-94	CHEVROLET GMC	S10 BLAZER, S10 PICKUP S15 SONOMA
UMT104-5	1994-93	GMC	S15 SONOMA
UMT106-1	1993-92	CHEVROLET	S10 BLAZER, S10 PICKUP

Buyer's Guide - Transfer Cases And Shift Motors

Part No.	Year	Make	Model
UMT106-1 cont'	1993-92	GMC	S15 SONOMA
UMT106-2	1993-92	CHEVROLET	S10 BLAZER, S10 PICKUP
	1993-92	GMC	S15 SONOMA
UMT107-1	1994-92	CHEVROLET	S10 BLAZER, S10 PICKUP
	1994-92	GMC	S15 JIMMY, S15 SONOMA
UMT107-1M	1994-92	CHEVROLET	S10 BLAZER, S10 PICKUP
	1994-92	GMC	S15 JIMMY, S15 SONOMA
UMT107-2	2001-95	CHEVROLET	S10 BLAZER, S10 PICKUP
	1997-95	GMC	S15 JIMMY
UMT107-2M	2001-95	CHEVROLET	S10 BLAZER, S10 PICKUP
	1997-95	GMC	S15 JIMMY
UMT107-3	1994-92	CHEVROLET	S10 BLAZER, S10 PICKUP
	1994-92	GMC	S15 SONOMA
UMT107-3M	1994-92	CHEVROLET	S10 BLAZER, S10 PICKUP
	1994-92	GMC	S15 SONOMA
UMT108-1	1998-95	CHEVROLET	S10 BLAZER, S10 PICKUP
	1998-95	GMC	S15 JIMMY
UMT108-1M	1998-95	CHEVROLET	S10 BLAZER, S10 PICKUP
	1998-95	GMC	S15 JIMMY
UMT108-2	1995-94	CHEVROLET	S10 BLAZER, S10 PICKUP
	1995-94	GMC	S15 SONOMA
UMT108-2M	1995-94	CHEVROLET	S10 BLAZER, S10 PICKUP
	1995-94	GMC	S15 SONOMA
UMT108-3	2005-96	CHEVROLET	S10 BLAZER, S10 PICKUP
	2005-96	GMC	ENVOY, S15 JIMMY, S15 SONOMA
	2000-98	ISUZU	HOMBRE
UMT108-3M	2005-96	CHEVROLET	S10 BLAZER, S10 PICKUP
	2005-96	GMC	ENVOY, S15 JIMMY, S15 SONOMA
	2000-98	ISUZU	HOMBRE
UMT109	1993-89	CHEVROLET	BLAZER (Full Size), K1500 PICKUP, K2500 PICKUP, SUBURBAN 1500 (Includes K1500), SUBURBAN 2500 (Includes K2500)
	1993-89	GMC	K1500 PICKUP, K2500 PICKUP, YUKON
UMT110	1994-88	CHEVROLET	BLAZER (Full Size), K1500 PICKUP, K2500 PICKUP, K3500 PICKUP, SUBURBAN 2500 (Includes K2500)
	1994-88	GMC	JIMMY (Full Size), K1500 PICKUP, K2500 PICKUP, K3500 PICKUP, YUKON
UMT111	1994	CHEVROLET	K1500 PICKUP, K2500 PICKUP, SUBURBAN 2500 (Includes K2500)
	1994	GMC	K1500 PICKUP, K2500 PICKUP, YUKON
UMT112	2000-93	CHEVROLET	BLAZER (Full Size), K1500 PICKUP, K2500 PICKUP, SUBURBAN 1500 (Includes K1500), SUBURBAN 2500 (Includes K2500), TAHOE
	1994-93	GMC	K1500 PICKUP, K2500 PICKUP, YUKON
UMT114-1	1999-95	CHEVROLET	K1500 PICKUP, K2500 PICKUP, SUBURBAN 1500 (Includes K1500), SUBURBAN 2500 (Includes K2500), TAHOE
	1999-96	GMC	K1500 PICKUP, K2500 PICKUP, YUKON
UMT114-1M	1999-95	CHEVROLET	K1500 PICKUP, K2500 PICKUP, SUBURBAN 1500 (Includes K1500), SUBURBAN 2500 (Includes K2500), TAHOE
	1999-96	GMC	K1500 PICKUP, K2500 PICKUP, YUKON
UMT114-2	2000-95	CHEVROLET	K1500 PICKUP, K2500 PICKUP, SUBURBAN 1500 (Includes K1500), SUBURBAN 2500 (Includes K2500), TAHOE
	2000-96	GMC	K1500 PICKUP, K2500 PICKUP, YUKON
UMT114-2M	2000-95	CHEVROLET	K1500 PICKUP, K2500 PICKUP, SUBURBAN 1500 (Includes K1500), SUBURBAN 2500 (Includes K2500), TAHOE
	2000-96	GMC	K1500 PICKUP, K2500 PICKUP, YUKON
UMT116-1	1996-94	CHEVROLET	K3500 PICKUP
	1996-94	GMC	K3500 PICKUP
UMT116-2	1993-89	CHEVROLET	K3500 PICKUP
	1993-89	GMC	K3500 PICKUP
UMT117-1	2000-94	CHEVROLET	K3500 PICKUP
	2000-94	GMC	K3500 PICKUP
UMT118-1	1993-89	CHEVROLET	K3500 PICKUP
	1993-89	GMC	K3500 PICKUP
UMT119-1	1994	CHEVROLET	K3500 PICKUP
	1994	GMC	K3500 PICKUP
UMT120-1	2000-95	CHEVROLET	K3500 PICKUP
	2000-95	GMC	K3500 PICKUP
UMT121-1	2000-94	CHEVROLET	K3500 PICKUP
	1997-94	GMC	K3500 PICKUP

Buyer's Guide - Transfer Cases And Shift Motors

Part No.	Year	Make	Model
UMT123-1	1997-94	CHEVROLET	K3500 PICKUP
	1997-94	GMC	K3500 PICKUP
UMT123-2	1993-90	CHEVROLET	K3500 PICKUP
	1992-90	GMC	K3500 PICKUP
UMT126-1	1999-95	CHEVROLET	K1500 PICKUP, K2500 PICKUP
	1999-95	GMC	K1500 PICKUP, K2500 PICKUP
UMT127	2000-95	CHEVROLET	K1500 PICKUP, K2500 PICKUP, SUBURBAN 1500 (Includes K1500), SUBURBAN 2500 (Includes K2500)
	2000-95	GMC	K1500 PICKUP, K2500 PICKUP, YUKON
UMT128	2000-95	CHEVROLET	K1500 PICKUP, K2500 PICKUP, SUBURBAN 1500 (Includes K1500), SUBURBAN 2500 (Includes K2500), TAHOE
	2000-95	GMC	K1500 PICKUP, K2500 PICKUP, YUKON
UMT135	2005-99	CHEVROLET	ASTRO
	2005-99	GMC	SAFARI
	2001-98	OLDSMOBILE	BRAVADA
UMT135M	2005-99	CHEVROLET	ASTRO
	2005-99	GMC	SAFARI
	2001-98	OLDSMOBILE	BRAVADA
UMT136-1	2005-99	CHEVROLET	S10 BLAZER, S10 PICKUP
	2005-98	GMC	ENVOY, JIMMY (Full Size), S15 JIMMY
UMT136-1M	2005-99	CHEVROLET	S10 BLAZER, S10 PICKUP
	2005-98	GMC	ENVOY, JIMMY (Full Size), S15 JIMMY
UMT136-2	2006-04	BUICK	RAINIER
	2008-02	CHEVROLET	TRAILBLAZER / EXT
	2008-02	GMC	ENVOY XL / XUV
	2007-03	ISUZU	ASCENDER
	2004	OLDSMOBILE	BRAVADA
UMT136-2M	2006-04	BUICK	RAINIER
	2008-02	CHEVROLET	TRAILBLAZER / EXT
	2008-02	GMC	ENVOY XL / XUV
	2007-03	ISUZU	ASCENDER
	2004	OLDSMOBILE	BRAVADA
UMT136-3	2007-04	BUICK	RAINIER
	2008	CHEVROLET	TRAILBLAZER / EXT
	2008-04	GMC	ENVOY XL / XUV
	2004-02	OLDSMOBILE	BRAVADA
UMT136-3M	2007-04	BUICK	RAINIER
	2008	CHEVROLET	TRAILBLAZER / EXT
	2008-04	GMC	ENVOY XL / XUV
	2004-02	OLDSMOBILE	BRAVADA
UMT136-4	2008-06	CHEVROLET	TRAILBLAZER / EXT
	2008	GMC	ENVOY
UMT137-1	2000-99	CADILLAC	ESCALADE / ESV / EXT
	2002-99	CHEVROLET	AVALANCHE 1500, SILVERADO 1500, SILVERADO 2500, SUBURBAN 1500 (Includes K1500), TAHOE
	2002-99	GMC	SIERRA 1500 (Includes DENALI), SIERRA 2500, YUKON DENALI, YUKON XL 1500
UMT137-1M	2000-99	CADILLAC	ESCALADE / ESV / EXT
	2002-99	CHEVROLET	AVALANCHE 1500, SILVERADO 1500, SILVERADO 2500, SUBURBAN 1500 (Includes K1500), TAHOE
	2002-99	GMC	SIERRA 1500 (Includes DENALI), SIERRA 2500, YUKON DENALI, YUKON XL 1500
UMT137-2	2002-99	CHEVROLET	AVALANCHE 2500, SILVERADO 1500, SILVERADO 2500, SUBURBAN 1500 (Includes K1500), SUBURBAN 2500 (Includes K2500), TAHOE
	2002-99	GMC	SIERRA 1500 (Includes DENALI), SIERRA 2500, YUKON XL 2500
UMT137-2M	2002-99	CHEVROLET	AVALANCHE 2500, SILVERADO 1500, SILVERADO 2500, SUBURBAN 1500 (Includes K1500), SUBURBAN 2500 (Includes K2500), TAHOE
	2002-99	GMC	SIERRA 1500 (Includes DENALI), SIERRA 2500, YUKON XL 2500
UMT137-3	2006-01	CADILLAC	ESCALADE / ESV / EXT
	2007-03	CHEVROLET	AVALANCHE 1500, SILVERADO 1500, SUBURBAN 1500 (Includes K1500)
	2007-01	GMC	SIERRA 1500 (Includes DENALI), YUKON DENALI, YUKON XL 1500
UMT137-4	2007-03	CHEVROLET	AVALANCHE 1500, SILVERADO 1500, SUBURBAN 1500 (Includes K1500), TAHOE
	2007-03	GMC	SIERRA 1500 (Includes DENALI), YUKON XL 1500
UMT137-4M	2007-03	CHEVROLET	AVALANCHE 1500, SILVERADO 1500, SUBURBAN 1500 (Includes K1500), TAHOE

Buyer's Guide - Transfer Cases And Shift Motors

Part No.	Year	Make	Model
UMT137-4M co	2007-03	GMC	SIERRA 1500 (Includes DENALI), YUKON XL 1500
UMT137-5	2007-03	CHEVROLET	AVALANCHE 2500, SILVERADO 1500, SILVERADO 2500, SUBURBAN 1500 (Includes K1500), SUBURBAN 2500 (Includes K2500)
	2007-03	GMC	SIERRA 1500 (Includes DENALI), SIERRA 2500, YUKON XL 2500
UMT137-5M	2007-03	CHEVROLET	AVALANCHE 2500, SILVERADO 1500, SILVERADO 2500, SUBURBAN 1500 (Includes K1500), SUBURBAN 2500 (Includes K2500)
	2007-03	GMC	SIERRA 1500 (Includes DENALI), SIERRA 2500, YUKON XL 2500
UMT138-1	2006-99	CHEVROLET	SILVERADO 1500, SUBURBAN 1500 (Includes K1500), TAHOE
	2006-99	GMC	SIERRA 1500 (Includes DENALI)
UMT138-2	2006-99	CHEVROLET	SILVERADO 1500, SUBURBAN 1500 (Includes K1500), SUBURBAN 2500 (Includes K2500), TAHOE
	2006-99	GMC	SIERRA 1500 (Includes DENALI)
UMT139-1	2007-99	CHEVROLET	SILVERADO 2500 HD, SILVERADO 3500, 3500HD, SUBURBAN 2500 (Includes K2500)
	2007-01	GMC	SIERRA 2500 HD, SIERRA 3500, 3500 HD
UMT139-3	2007-01	CHEVROLET	SILVERADO 2500 HD, SILVERADO 3500, 3500HD
	2006-01	GMC	SIERRA 2500 HD, SIERRA 3500, 3500 HD
UMT139-3M	2002-01	CHEVROLET	SILVERADO 2500, SILVERADO 3500, 3500HD
	2002-01	GMC	SIERRA 2500, SIERRA 3500, 3500 HD
UMT139-3M1	2007-02	CHEVROLET	SILVERADO 2500 HD, SILVERADO 3500, 3500HD
	2006-02	GMC	SIERRA 2500 HD, SIERRA 3500, 3500 HD
UMT139-4	2007-01	CHEVROLET	SILVERADO 2500 HD, SILVERADO 3500, 3500HD
	2007-01	GMC	SIERRA 2500 HD, SIERRA 3500, 3500 HD
UMT139-5	2007-01	CHEVROLET	SILVERADO 2500 HD, SILVERADO 3500, 3500HD
	2006-01	GMC	SIERRA 2500 HD, SIERRA 3500, 3500 HD
UMT139-5M	2002-01	CHEVROLET	SILVERADO 2500, SILVERADO 3500, 3500HD
	2002-01	GMC	SIERRA 2500, SIERRA 3500, 3500 HD
UMT139-5M1	2007-02	CHEVROLET	SILVERADO 2500 HD, SILVERADO 3500, 3500HD
	2006-03	GMC	SIERRA 2500 HD, SIERRA 3500, 3500 HD
UMT139-6	2007-06	CHEVROLET	KODIAK (Medium Truck)
	2007-06	GMC	TOPKICK (Medium Truck)
UMT139-6M	2007-06	CHEVROLET	KODIAK (Medium Truck)
	2007-06	GMC	TOPKICK (Medium Truck)
UMT140	2005-03	CHEVROLET	AVALANCHE 1500, SILVERADO 1500, SUBURBAN 1500 (Includes K1500), TAHOE
	2005-03	GMC	SIERRA 1500 (Includes DENALI), YUKON XL 1500
UMT140M	2005-03	CHEVROLET	AVALANCHE 1500, SILVERADO 1500, SUBURBAN 1500 (Includes K1500), TAHOE
	2005-03	GMC	SIERRA 1500 (Includes DENALI), YUKON XL 1500
UMT141-1	2012-07	CHEVROLET	AVALANCHE 1500, SILVERADO 1500, SUBURBAN 1500 (Includes K1500), TAHOE
	2012-07	GMC	SIERRA 1500 (Includes DENALI), YUKON XL 1500
UMT141-10	2012-11	CHEVROLET	SILVERADO 1500, SILVERADO 2500 HD, SILVERADO 3500, 3500HD
	2012-11	GMC	SIERRA 2500 HD, SIERRA 3500, 3500 HD
UMT141-10M	2012-11	CHEVROLET	SILVERADO 1500, SILVERADO 2500 HD, SILVERADO 3500, 3500HD
	2012-11	GMC	SIERRA 2500 HD, SIERRA 3500, 3500 HD
UMT141-11	2012-11	CHEVROLET	SILVERADO 2500 HD, SILVERADO 3500, 3500HD
	2012-11	GMC	SIERRA 2500 HD, SIERRA 3500, 3500 HD
UMT141-1M	2012-07	CHEVROLET	AVALANCHE 1500, SILVERADO 1500, SUBURBAN 1500 (Includes K1500), TAHOE
	2012-07	GMC	SIERRA 1500 (Includes DENALI), YUKON XL 1500
UMT141-2	2012-08	CHEVROLET	SILVERADO 1500
	2012-07	GMC	SIERRA 1500 (Includes DENALI)
UMT141-3	2010-07	CHEVROLET	SILVERADO 2500 HD
UMT141-4	2010-07	CHEVROLET	SILVERADO 2500 HD, SILVERADO 3500, 3500HD
	2010-07	GMC	SIERRA 2500 HD, SIERRA 3500, 3500 HD
UMT141-5	2010-08	CHEVROLET	SUBURBAN 2500 (Includes K2500)
	2010-08	GMC	YUKON XL 2500
UMT141-5M	2010-08	CHEVROLET	SUBURBAN 2500 (Includes K2500)
	2010-08	GMC	YUKON XL 2500
UMT141-6	2010-07	CHEVROLET	SILVERADO 2500 HD, SILVERADO 3500, 3500HD
	2010-07	GMC	SIERRA 2500 HD, SIERRA 3500, 3500 HD
UMT141-6M	2010-07	CHEVROLET	SILVERADO 2500 HD, SILVERADO 3500, 3500HD
	2010-07	GMC	SIERRA 2500 HD, SIERRA 3500, 3500 HD
UMT141-7	2009	CADILLAC	ESCALADE / ESV / EXT
	2012-07	CHEVROLET	AVALANCHE 1500, SILVERADO 1500, SILVERADO 2500 HD, SUBURBAN 1500 (Includes K1500), TAHOE

Buyer's Guide - Transfer Cases And Shift Motors

Part No.	Year	Make	Model
UMT141-7 cont'	2012-07	GMC	SIERRA 1500 (Includes DENALI), SIERRA 2500 HD, YUKON
UMT141-7M	2009	CADILLAC	ESCALADE / ESV / EXT
	2012-07	CHEVROLET	AVALANCHE 1500, SILVERADO 1500, SILVERADO 2500 HD, SUBURBAN 1500 (Includes K1500), TAHOE
	2012-07	GMC	SIERRA 1500 (Includes DENALI), SIERRA 2500 HD, YUKON
UMT141-8	2012-08	CHEVROLET	SILVERADO 1500, SUBURBAN 1500 (Includes K1500)
	2012-08	GMC	SIERRA 1500 (Includes DENALI)
UMT141-9	2009-08	CHEVROLET	SILVERADO 2500 HD
	2010-08	GMC	SIERRA 2500 HD
UMT141-9M	2009-08	CHEVROLET	SILVERADO 2500 HD
	2010-08	GMC	SIERRA 2500 HD
UMT142	2008-07	CADILLAC	ESCALADE / ESV / EXT
	2009-07	CHEVROLET	SILVERADO 1500, SUBURBAN 1500 (Includes K1500)
	2009-07	GMC	SIERRA 1500 (Includes DENALI), YUKON DENALI, YUKON XL 1500
UMT150	2010-09	BUICK	ENCLAVE
	2010-09	GMC	ACADIA
	2010-09	SATURN	OUTLOOK
UMT160	2006-05	CHEVROLET	EQUINOX
	2006	PONTIAC	TORRENT
UMT160-1	2009-07	CHEVROLET	EQUINOX
	2009-07	PONTIAC	TORRENT
	2009-07	SATURN	VUE
UMT160-2	2009-08	CHEVROLET	EQUINOX
	2009-08	PONTIAC	TORRENT
	2009-08	SATURN	VUE
UMT170	2010-04	CHEVROLET	COLORADO
	2010-04	GMC	CANYON
	2008-06	ISUZU	I-350, I-370
UMT170M	2010-04	CHEVROLET	COLORADO
	2010-04	GMC	CANYON
	2008-06	ISUZU	I-350, I-370
UMT207-1	1995-91	JEEP	CHEROKEE, COMANCHE, WRANGLER
UMT207-10	1995-91	JEEP	WRANGLER
UMT207-10FY	1995-91	JEEP	WRANGLER
UMT207-12	2002-00	JEEP	WRANGLER
UMT207-12FY	2002-00	JEEP	WRANGLER
UMT207-13	2005-02	JEEP	LIBERTY
UMT207-14	2008-03	JEEP	WRANGLER RUBICON
UMT207-15	2006-03	JEEP	WRANGLER
UMT207-16	2008-07	JEEP	LIBERTY
UMT207-17	2008	JEEP	WRANGLER
UMT207-18	2008-07	JEEP	WRANGLER
UMT207-19	2008-07	JEEP	WRANGLER
UMT207-1FY	1995-93	JEEP	WRANGLER
UMT207-2	2006-97	JEEP	CHEROKEE, WRANGLER
UMT207-2FY	2000-97	JEEP	CHEROKEE
UMT207-3	2002-97	JEEP	WRANGLER
UMT207-3FY	2002-97	JEEP	WRANGLER
UMT207-4	1995-91	JEEP	WRANGLER
UMT207-4FY	1995-91	JEEP	WRANGLER
UMT207-5	1990-89	JEEP	CHEROKEE, COMANCHE
UMT207-5FY	1990-89	JEEP	CHEROKEE, COMANCHE
UMT207-6	1992-89	JEEP	CHEROKEE, COMANCHE
UMT207-6FY	1992-89	JEEP	CHEROKEE
UMT207-7	2002-97	JEEP	WRANGLER
UMT207-7FY	2001-97	JEEP	CHEROKEE, WRANGLER
UMT207-8	1995-93	JEEP	GRAND CHEROKEE
UMT207-9	1995-93	JEEP	GRAND CHEROKEE
UMT208-1	1990-89	JEEP	CHEROKEE, WAGONEER
UMT208-10	2004-02	JEEP	GRAND CHEROKEE
UMT208-11	2003-02	JEEP	GRAND CHEROKEE
UMT208-12	2007-02	JEEP	LIBERTY
UMT208-13	2001-00	JEEP	GRAND CHEROKEE
UMT208-2	2001-95	JEEP	CHEROKEE, GRAND CHEROKEE
UMT208-3	1995-91	JEEP	CHEROKEE
UMT208-4	2001-99	JEEP	GRAND CHEROKEE
UMT208-5	1993	JEEP	GRAND CHEROKEE

Buyer's Guide - Transfer Cases And Shift Motors

Part No.	Year	Make	Model
UMT208-6	1996-94	JEEP	GRAND CHEROKEE
UMT208-7	1996	JEEP	CHEROKEE
UMT208-8	2000-99	JEEP	GRAND CHEROKEE
UMT208-8A	2004-01	JEEP	GRAND CHEROKEE
UMT208-9	2004-99	JEEP	GRAND CHEROKEE
UMT209-1	1998-96	JEEP	GRAND CHEROKEE
UMT209-2	1995-93	JEEP	GRAND CHEROKEE, GRAND WAGONEER
UMT209-3	1994-93	JEEP	GRAND CHEROKEE
UMT220	2004	JEEP	GRAND CHEROKEE
UMT240	2009-05	JEEP	COMMANDER, GRAND CHEROKEE
UMT245	2009-05	JEEP	COMMANDER, GRAND CHEROKEE
UMT245-1	2008-06	JEEP	COMMANDER, GRAND CHEROKEE
UMT245-1M	2008-06	JEEP	COMMANDER, GRAND CHEROKEE
UMT245-2	2009-07	JEEP	GRAND CHEROKEE
UMT245-2M	2009-07	JEEP	GRAND CHEROKEE
UMT245-3	2012-08	JEEP	LIBERTY
UMT245-3M	2012-08	JEEP	LIBERTY
UMT245-4	2012-10	JEEP	LIBERTY
UMT245-4M	2012-10	JEEP	LIBERTY
UMT245M	2009-05	JEEP	COMMANDER, GRAND CHEROKEE
UMT250	2009-06	JEEP	GRAND CHEROKEE
UMT250M	2009-06	JEEP	GRAND CHEROKEE
UMT252	2011	DODGE (INCLUDES RAM TRUCKS)	DURANGO
	2011	JEEP	GRAND CHEROKEE
UMT260	2009-07	DODGE (INCLUDES RAM TRUCKS)	CALIBER
	2009-07	JEEP	COMPASS, PATRIOT
UMT270	2006-04	CHRYSLER	PACIFICA
UMT271	2008-07	CHRYSLER	PACIFICA, Sebring
	2010-08	DODGE (INCLUDES RAM TRUCKS)	Avenger, Journey
UMT280	2000-93	CHRYSLER	TOWN & COUNTRY
	2000-93	DODGE (INCLUDES RAM TRUCKS)	CARAVAN
	2000-93	PLYMOUTH	VOYAGER
UMT300	2008-07	DODGE (INCLUDES RAM TRUCKS)	NITRO
UMT300-1	2009-07	DODGE (INCLUDES RAM TRUCKS)	NITRO
UMT300-1M	2009-07	DODGE (INCLUDES RAM TRUCKS)	NITRO
UMT300-2	2007-05	CHRYSLER	300
	2007-05	DODGE (INCLUDES RAM TRUCKS)	Charger, Magnum
UMT300M	2008-07	DODGE (INCLUDES RAM TRUCKS)	NITRO
UMT304	1993-89	DODGE (INCLUDES RAM TRUCKS)	D250 PICKUP, D350 PICKUP
UMT305	1993-88	DODGE (INCLUDES RAM TRUCKS)	D250 PICKUP, D350 PICKUP
UMT308-1	1992-88	DODGE (INCLUDES RAM TRUCKS)	DAKOTA
UMT308-3	1993-88	DODGE (INCLUDES RAM TRUCKS)	DAKOTA
UMT309-1	1999-98	DODGE (INCLUDES RAM TRUCKS)	DAKOTA, DURANGO
UMT310-1	1996-94	DODGE (INCLUDES RAM TRUCKS)	DAKOTA
UMT311-1	1999-98	DODGE (INCLUDES RAM TRUCKS)	DAKOTA, DURANGO
UMT311-3	1997-96	DODGE (INCLUDES RAM TRUCKS)	DAKOTA
UMT312-1	1997-96	DODGE (INCLUDES RAM TRUCKS)	RAM 1500 PICKUP
UMT312-10	2005-04	DODGE (INCLUDES RAM TRUCKS)	RAM 1500 PICKUP

Buyer's Guide - Transfer Cases And Shift Motors

Part No.	Year	Make	Model
UMT312-11	2007-05	DODGE (INCLUDES RAM TRUCKS)	DAKOTA
	2007-06	mitsubishi	RAIDER
UMT312-11M	2007-05	DODGE (INCLUDES RAM TRUCKS)	DAKOTA
	2007-06	mitsubishi	RAIDER
UMT312-2	2001-98	DODGE (INCLUDES RAM TRUCKS)	RAM 1500 PICKUP
UMT312-3	2001-00	DODGE (INCLUDES RAM TRUCKS)	DAKOTA, DURANGO
UMT312-4	1993-88	DODGE (INCLUDES RAM TRUCKS)	D100 PICKUP, D150 PICKUP, D250 PICKUP, RAMCHARGER
UMT312-5	1997-94	DODGE (INCLUDES RAM TRUCKS)	RAM 1500 PICKUP
UMT312-6	2005-01	DODGE (INCLUDES RAM TRUCKS)	DAKOTA, DURANGO
UMT312-6M	2002-01	DODGE (INCLUDES RAM TRUCKS)	DAKOTA, DURANGO
UMT312-6M1	2005-03	DODGE (INCLUDES RAM TRUCKS)	DAKOTA, DURANGO
UMT312-7	2001-98	DODGE (INCLUDES RAM TRUCKS)	RAM 1500 PICKUP
UMT312-8	2003-02	DODGE (INCLUDES RAM TRUCKS)	RAM 1500 PICKUP
UMT312-9	2003-02	DODGE (INCLUDES RAM TRUCKS)	DURANGO
UMT312-9M	2003-02	DODGE (INCLUDES RAM TRUCKS)	DURANGO
UMT313-1	1997-94	DODGE (INCLUDES RAM TRUCKS)	RAM 2500 PICKUP, RAM 3500 PICKUP
UMT313-10	2002-98	DODGE (INCLUDES RAM TRUCKS)	RAM 2500 PICKUP, RAM 3500 PICKUP
UMT313-11	2011-03	DODGE (INCLUDES RAM TRUCKS)	RAM 2500 PICKUP, RAM 3500 PICKUP
UMT313-12	2005-03	DODGE (INCLUDES RAM TRUCKS)	RAM 2500 PICKUP, RAM 3500 PICKUP
UMT313-12M	2005-03	DODGE (INCLUDES RAM TRUCKS)	RAM 2500 PICKUP, RAM 3500 PICKUP
UMT313-13	2006-03	DODGE (INCLUDES RAM TRUCKS)	RAM 2500 PICKUP, RAM 3500 PICKUP
UMT313-13M	2006-03	DODGE (INCLUDES RAM TRUCKS)	RAM 2500 PICKUP, RAM 3500 PICKUP
UMT313-14	2008-03	DODGE (INCLUDES RAM TRUCKS)	RAM 2500 PICKUP, RAM 3500 PICKUP
UMT313-15	2006-04	DODGE (INCLUDES RAM TRUCKS)	RAM 2500 PICKUP, RAM 3500 PICKUP
UMT313-16	2011-04	DODGE (INCLUDES RAM TRUCKS)	RAM 2500 PICKUP, RAM 3500 PICKUP
UMT313-17	2011-06	DODGE (INCLUDES RAM TRUCKS)	RAM 2500 PICKUP, RAM 3500 PICKUP
UMT313-17M	2011-06	DODGE (INCLUDES RAM TRUCKS)	RAM 2500 PICKUP, RAM 3500 PICKUP
UMT313-18	2012-06	DODGE (INCLUDES RAM TRUCKS)	RAM 2500 PICKUP, RAM 3500 PICKUP
UMT313-18M	2012-06	DODGE (INCLUDES RAM TRUCKS)	RAM 2500 PICKUP, RAM 3500 PICKUP
UMT313-19	2011-07	DODGE (INCLUDES RAM TRUCKS)	RAM 3500 PICKUP, RAM 4500 PICKUP, RAM 5500 PICK UP
UMT313-2	1997-94	DODGE (INCLUDES RAM TRUCKS)	RAM 2500 PICKUP, RAM 3500 PICKUP
UMT313-20	2011-07	DODGE (INCLUDES RAM TRUCKS)	RAM 3500 PICKUP, RAM 4500 PICKUP, RAM 5500 PICK UP
UMT313-21	2011-07	DODGE (INCLUDES RAM TRUCKS)	RAM 3500 PICKUP, RAM 4500 PICKUP, RAM 5500 PICK UP
UMT313-21M	2011-07	DODGE (INCLUDES RAM TRUCKS)	RAM 3500 PICKUP, RAM 4500 PICKUP, RAM 5500 PICK UP
UMT313-3	2002-98	DODGE (INCLUDES RAM TRUCKS)	RAM 2500 PICKUP, RAM 3500 PICKUP

Buyer's Guide - Transfer Cases And Shift Motors

Part No.	Year	Make	Model
UMT313-3 cont'		RAM TRUCKS)	
UMT313-5	1997	DODGE (INCLUDES RAM TRUCKS)	RAM 3500 PICKUP
UMT313-6	1997-94	DODGE (INCLUDES RAM TRUCKS)	RAM 2500 PICKUP, RAM 3500 PICKUP
UMT313-7	1997	DODGE (INCLUDES RAM TRUCKS)	RAM 2500 PICKUP, RAM 3500 PICKUP
UMT313-8	2002-98	DODGE (INCLUDES RAM TRUCKS)	RAM 2500 PICKUP, RAM 3500 PICKUP
UMT313-9	1997	DODGE (INCLUDES RAM TRUCKS)	RAM 2500 PICKUP, RAM 3500 PICKUP
UMT314-1	1997-94	DODGE (INCLUDES RAM TRUCKS)	RAM 2500 PICKUP
UMT314-10	2005-03	DODGE (INCLUDES RAM TRUCKS)	DAKOTA, DURANGO
UMT314-10M	2005-03	DODGE (INCLUDES RAM TRUCKS)	DAKOTA, DURANGO
UMT314-11	2007-05	DODGE (INCLUDES RAM TRUCKS)	DAKOTA
	2007-06	MITSUBISHI	RAIDER
UMT314-11M	2007-05	DODGE (INCLUDES RAM TRUCKS)	DAKOTA
	2007-06	MITSUBISHI	RAIDER
UMT314-2	2002-98	DODGE (INCLUDES RAM TRUCKS)	RAM 2500 PICKUP
UMT314-3	1997-96	DODGE (INCLUDES RAM TRUCKS)	RAM 2500 PICKUP
UMT314-4	2002-98	DODGE (INCLUDES RAM TRUCKS)	RAM 2500 PICKUP
UMT314-5	1997-94	DODGE (INCLUDES RAM TRUCKS)	RAM 2500 PICKUP
UMT314-6	2002-98	DODGE (INCLUDES RAM TRUCKS)	RAM 2500 PICKUP
UMT314-7	2002-98	DODGE (INCLUDES RAM TRUCKS)	RAM 2500 PICKUP
UMT314-8	2002-01	DODGE (INCLUDES RAM TRUCKS)	DAKOTA, DURANGO
UMT314-8M	2002-01	DODGE (INCLUDES RAM TRUCKS)	DAKOTA, DURANGO
UMT314-9	2001-98	DODGE (INCLUDES RAM TRUCKS)	RAM 2500 PICKUP, RAM 3500 PICKUP
UMT315-1	2000-98	DODGE (INCLUDES RAM TRUCKS)	DAKOTA, DURANGO
UMT315-2	2000	DODGE (INCLUDES RAM TRUCKS)	DURANGO
UMT315-3	1997-95	AM GENERAL	H1 HUMMER
UMT315-4	1999-98	AM GENERAL	H1 HUMMER
UMT315-5	2007-03	AM GENERAL	H2 HUMMER
UMT315-5M	2007-03	AM GENERAL	H2 HUMMER
UMT315-6	2010-06	AM GENERAL	H3 HUMMER
UMT315-6M	2010-06	AM GENERAL	H3 HUMMER
UMT315-7	2007-06	AM GENERAL	H3 HUMMER
UMT315-7M	2007-06	AM GENERAL	H3 HUMMER
UMT315-8	1999-97	AM GENERAL	HUMMER (Military H1)
UMT315-9	2009-08	AM GENERAL	H2 HUMMER
UMT315-9M	2009-08	AM GENERAL	H2 HUMMER
UMT316-1M	2005-04	DODGE (INCLUDES RAM TRUCKS)	DURANGO
UMT317-1	2005-02	DODGE (INCLUDES RAM TRUCKS)	RAM 1500 PICKUP
UMT317-1M	2002	DODGE (INCLUDES RAM TRUCKS)	RAM 1500 PICKUP
UMT317-1M1	2005-03	DODGE (INCLUDES RAM TRUCKS)	RAM 1500 PICKUP
UMT317-2	2005-04	DODGE (INCLUDES RAM TRUCKS)	RAM 1500 PICKUP
UMT317-2M	2005-04	DODGE (INCLUDES RAM TRUCKS)	RAM 1500 PICKUP

Buyer's Guide - Transfer Cases And Shift Motors

Part No.	Year	Make	Model
UMT317-2M co		RAM TRUCKS)	
UMT317-3	2009-04	DODGE (INCLUDES RAM TRUCKS)	ASPEN, DAKOTA, DURANGO
UMT317-3M	2004	DODGE (INCLUDES RAM TRUCKS)	DURANGO
UMT317-3M1	2009-05	DODGE (INCLUDES RAM TRUCKS)	ASPEN, DAKOTA, DURANGO
UMT317-4	2012-06	DODGE (INCLUDES RAM TRUCKS)	RAM 1500 PICKUP
UMT317-4M	2012-06	DODGE (INCLUDES RAM TRUCKS)	RAM 1500 PICKUP
UMT317-5	2011-06	DODGE (INCLUDES RAM TRUCKS)	DAKOTA
	2008-06	MINISUBISHI	RAIDER
UMT317-5M	2011-06	DODGE (INCLUDES RAM TRUCKS)	DAKOTA
	2008-06	MINISUBISHI	RAIDER
UMT317-6	2006	DODGE (INCLUDES RAM TRUCKS)	DAKOTA
	2008-07	MINISUBISHI	RAIDER
UMT317-6M	2006	DODGE (INCLUDES RAM TRUCKS)	DAKOTA
	2008-07	MINISUBISHI	RAIDER
UMT318	2008-06	DODGE (INCLUDES RAM TRUCKS)	RAM 1500 PICKUP
UMT318-1	2010-09	DODGE (INCLUDES RAM TRUCKS)	RAM 1500 PICKUP
UMT318-1M	2010-09	DODGE (INCLUDES RAM TRUCKS)	RAM 1500 PICKUP
UMT318M	2008-06	DODGE (INCLUDES RAM TRUCKS)	RAM 1500 PICKUP
UMT319	2011-10	DODGE (INCLUDES RAM TRUCKS)	RAM 1500 PICKUP
UMT319M	2011-10	DODGE (INCLUDES RAM TRUCKS)	RAM 1500 PICKUP
UMT323-1	2013-12	DODGE (INCLUDES RAM TRUCKS)	RAM 2500 PICKUP, RAM 3500 PICKUP
UMT402	1986-80	FORD	F-150 PICKUP / SUPER CREW, F-250 PICKUP / F-250 SUPER DUTY PICKUP, F-350 PICKUP / F-350 SUPER DUTY PICKUP
UMT403	1986-80	FORD	BRONCO
UMT404	1991-88	FORD	F-150 PICKUP / SUPER CREW, F-250 PICKUP / F-250 SUPER DUTY PICKUP
UMT409	1995-90	FORD	EXPLORER, RANGER
	1998-95	MAZDA	B2300, B3000, B4000
UMT410	1995-90	FORD	BRONCO II, EXPLORER, RANGER
	1994-91	MAZDA	B2300, B3000, B4000, NAVAJO
UMT410M	1995-90	FORD	BRONCO II, EXPLORER, RANGER
	1994-91	MAZDA	B2300, B3000, B4000, NAVAJO
UMT412-1	1996-89	FORD	BRONCO
UMT413	1996-89	FORD	BRONCO
UMT413M	1996-89	FORD	BRONCO
UMT415-1	1997-89	FORD	F-150 PICKUP / SUPER CREW, F-250 PICKUP / F-250 SUPER DUTY PICKUP
UMT415-2	1989-87	FORD	F-150 PICKUP / SUPER CREW, F-250 PICKUP / F-250 SUPER DUTY PICKUP
UMT415-3	1999	FORD	E SUPER DUTY
UMT416-1	1997-89	FORD	F-250 PICKUP / F-250 SUPER DUTY PICKUP, F-350 PICKUP / F-350 SUPER DUTY PICKUP
UMT416-2	1989-87	FORD	F-150 PICKUP / SUPER CREW, F-250 PICKUP / F-250 SUPER DUTY PICKUP, F-350 PICKUP / F-350 SUPER DUTY PICKUP
UMT417	1997-91	FORD	F-150 PICKUP / SUPER CREW, F-250 PICKUP / F-250 SUPER DUTY PICKUP
UMT417M	1997-91	FORD	F-150 PICKUP / SUPER CREW, F-250 PICKUP / F-250 SUPER DUTY PICKUP
UMT418	1997-95	FORD	EXPLORER
	1997-95	MAZDA	B2300, B3000, B4000
UMT418M	1997-95	FORD	EXPLORER

Buyer's Guide - Transfer Cases And Shift Motors

Part No.	Year	Make	Model
UMT418M cont'	1997-95	MAZDA	B2300, B3000, B4000
UMT419-1	1998-96	FORD	F-150 PICKUP / SUPER CREW, F-250 PICKUP / F-250 SUPER DUTY PICKUP
UMT419-2	2008-99	FORD	F-150 PICKUP / SUPER CREW, F-250 PICKUP / F-250 SUPER DUTY PICKUP
UMT420-1	1998-96	FORD	F-150 PICKUP / SUPER CREW, F-250 PICKUP / F-250 SUPER DUTY PICKUP
UMT420-1M	1998-96	FORD	F-150 PICKUP / SUPER CREW, F-250 PICKUP / F-250 SUPER DUTY PICKUP
UMT420-2	2008-99	FORD	F-150 PICKUP / SUPER CREW, F-250 PICKUP / F-250 SUPER DUTY PICKUP
	2008-06	LINCOLN	MARK LT
UMT420-2M	2003-99	FORD	F-150 PICKUP / SUPER CREW, F-250 PICKUP / F-250 SUPER DUTY PICKUP
UMT420-2M1	2008-04	FORD	F-150 PICKUP / SUPER CREW, F-250 PICKUP / F-250 SUPER DUTY PICKUP
	2008-06	LINCOLN	MARK LT
UMT420-3	2005-02	FORD	EXPEDITION, F-150 PICKUP / SUPER CREW
	2005-03	LINCOLN	NAVIGATOR
UMT420-3M	2005-02	FORD	EXPEDITION, F-150 PICKUP / SUPER CREW
	2005-03	LINCOLN	NAVIGATOR
UMT420-4	2006	FORD	EXPEDITION
	2006	LINCOLN	NAVIGATOR
UMT420-4M	2006	FORD	EXPEDITION
	2006	LINCOLN	NAVIGATOR
UMT420-5	2008-06	FORD	F-150 PICKUP / SUPER CREW
UMT420-6	2011-09	FORD	F-150 PICKUP / SUPER CREW
UMT420-6M	2011-09	FORD	F-150 PICKUP / SUPER CREW
UMT421	1998-97	FORD	EXPEDITION, F-150 PICKUP / SUPER CREW, F-250 PICKUP / F-250 SUPER DUTY PICKUP
	1998	LINCOLN	NAVIGATOR
UMT421M	1998-97	FORD	EXPEDITION, F-150 PICKUP / SUPER CREW, F-250 PICKUP / F-250 SUPER DUTY PICKUP
	1998	LINCOLN	NAVIGATOR
UMT422	1997-96	FORD	F-250 PICKUP / F-250 SUPER DUTY PICKUP
UMT423	1997-94	FORD	F-350 PICKUP / F-350 SUPER DUTY PICKUP
UMT424	2001-98	FORD	EXPLORER SPORT TRAC
	2001-99	MERCURY	MOUNTAINEER
UMT424M	2001-98	FORD	EXPLORER SPORT TRAC
	2001-99	MERCURY	MOUNTAINEER
UMT425	1998-95	FORD	EXPLORER, RANGER
	1998-95	MAZDA	B2300, B3000, B4000
UMT425M	1998-95	FORD	EXPLORER, RANGER
	1998-95	MAZDA	B2300, B3000, B4000
UMT426	1997-96	FORD	EXPLORER
	1997	MERCURY	MOUNTAINEER
UMT427-1	2000-98	FORD	EXPLORER, RANGER
	2000-99	MAZDA	B3000, B4000
UMT427-1M	2000-98	FORD	EXPLORER, RANGER
	2000-99	MAZDA	B3000, B4000
UMT427-2	2008-00	FORD	EXPLORER SPORT TRAC, RANGER
	2010-01	MAZDA	B3000, B4000
UMT427-2M	2008-00	FORD	EXPLORER SPORT TRAC, RANGER
	2010-01	MAZDA	B3000, B4000
UMT427-3	2004-01	FORD	RANGER
UMT428	1998-96	FORD	EXPLORER
	1998	MERCURY	MOUNTAINEER
UMT428M	1998-96	FORD	EXPLORER
	1998	MERCURY	MOUNTAINEER
UMT429-1	2001-98	FORD	EXPLORER
	2001-98	MERCURY	MOUNTAINEER
UMT429-10	2010-08	FORD	EXPLORER SPORT TRAC
	2008-07	MERCURY	MOUNTAINEER
UMT429-10M	2010-08	FORD	EXPLORER SPORT TRAC
	2008-07	MERCURY	MOUNTAINEER
UMT429-11	2010-07	FORD	EXPLORER
	2010-07	MERCURY	MOUNTAINEER

Buyer's Guide - Transfer Cases And Shift Motors

Part No.	Year	Make	Model
UMT429-12	2010-07	FORD	EXPLORER
UMT429-13	2005-04 2005	LINCOLN MERCURY	AVIATOR MOUNTAINEER
UMT429-2	1997	FORD	EXPLORER
UMT429-3	2001-99	MERCURY	MOUNTAINEER
UMT429-4	2004-02 2005-03 2005-02	FORD LINCOLN MERCURY	EXPLORER SPORT TRAC AVIATOR MOUNTAINEER
UMT429-5	2005-02	FORD	EXPLORER SPORT TRAC
UMT429-5M	2005-02	FORD	EXPLORER SPORT TRAC
UMT429-6	2005-04	FORD	EXPLORER
UMT429-6M	2005-04	FORD	EXPLORER
UMT429-7	2010-06 2010-06	FORD MERCURY	EXPLORER SPORT TRAC MOUNTAINEER
UMT429-7M	2010-06 2010-06	FORD MERCURY	EXPLORER SPORT TRAC MOUNTAINEER
UMT429-8	2010-06 2007-06	FORD MERCURY	EXPLORER SPORT TRAC MOUNTAINEER
UMT429-8M	2010-06 2007-06	FORD MERCURY	EXPLORER SPORT TRAC MOUNTAINEER
UMT429-9	2008-07	FORD	EXPLORER SPORT TRAC
UMT429-9M	2008-07	FORD	EXPLORER SPORT TRAC
UMT430-1	1997-93	FORD	AEROSTAR
UMT430-2	1992-90	FORD	AEROSTAR
UMT431	2002-99 2002-99	FORD LINCOLN	EXPEDITION NAVIGATOR
UMT431-1	2011-07 2011-07	FORD LINCOLN	EXPEDITION NAVIGATOR
UMT431-1M	2011-07 2011-07	FORD LINCOLN	EXPEDITION NAVIGATOR
UMT431-2	2011-08	FORD	F-150 PICKUP / SUPER CREW
UMT431M	2002-99 2002-99	FORD LINCOLN	EXPEDITION NAVIGATOR
UMT432-1	2003-99	FORD	F-250 PICKUP / F-250 SUPER DUTY PICKUP, F-350 PICKUP / F-350 SUPER DUTY PICKUP, F-450 SUPER DUTY PICKUP, F-550 SUPER DUTY PICKUP
UMT432-2	2005-99	FORD	F-250 PICKUP / F-250 SUPER DUTY PICKUP, F-350 PICKUP / F-350 SUPER DUTY PICKUP, F-450 SUPER DUTY PICKUP, F-550 SUPER DUTY PICKUP
UMT432-3	2006-03	FORD	F-250 PICKUP / F-250 SUPER DUTY PICKUP, F-350 PICKUP / F-350 SUPER DUTY PICKUP, F-450 SUPER DUTY PICKUP, F-550 SUPER DUTY PICKUP
UMT432-4	2007	FORD	F-250 PICKUP / F-250 SUPER DUTY PICKUP, F-350 PICKUP / F-350 SUPER DUTY PICKUP
UMT432-5	2010-08	FORD	F-250 PICKUP / F-250 SUPER DUTY PICKUP, F-350 PICKUP / F-350 SUPER DUTY PICKUP, F-450 SUPER DUTY PICKUP, F-550 SUPER DUTY PICKUP
UMT432-6	2012-10	FORD	F-250 PICKUP / F-250 SUPER DUTY PICKUP, F-350 PICKUP / F-350 SUPER DUTY PICKUP, F-450 SUPER DUTY PICKUP, F-550 SUPER DUTY PICKUP
UMT432-7	2012-11	FORD	F-250 PICKUP / F-250 SUPER DUTY PICKUP, F-350 PICKUP / F-350 SUPER DUTY PICKUP, F-450 SUPER DUTY PICKUP, F-550 SUPER DUTY PICKUP
UMT433-1	2005-99	FORD	EXCURSION, F-250 PICKUP / F-250 SUPER DUTY PICKUP, F-350 PICKUP / F-350 SUPER DUTY PICKUP, F-450 SUPER DUTY PICKUP, F-550 SUPER DUTY PICKUP
UMT433-1M	2005-99	FORD	EXCURSION, F-250 PICKUP / F-250 SUPER DUTY PICKUP, F-350 PICKUP / F-350 SUPER DUTY PICKUP, F-450 SUPER DUTY PICKUP, F-550 SUPER DUTY PICKUP
UMT433-2	2005-99	FORD	F-250 PICKUP / F-250 SUPER DUTY PICKUP, F-350 PICKUP / F-350 SUPER DUTY PICKUP, F-450 SUPER DUTY PICKUP, F-550 SUPER DUTY PICKUP
UMT433-2M	2005-99	FORD	F-250 PICKUP / F-250 SUPER DUTY PICKUP, F-350 PICKUP / F-350 SUPER DUTY PICKUP, F-450 SUPER DUTY PICKUP, F-550 SUPER DUTY PICKUP
UMT433-3	2006-03	FORD	EXCURSION, F-250 PICKUP / F-250 SUPER DUTY PICKUP, F-350 PICKUP / F-350 SUPER DUTY PICKUP, F-450 SUPER DUTY PICKUP,

Buyer's Guide - Transfer Cases And Shift Motors

Part No.	Year	Make	Model
UMT433-3 cont'			F-550 SUPER DUTY PICKUP
UMT433-3M	2006-03	FORD	EXCURSION, F-250 PICKUP / F-250 SUPER DUTY PICKUP, F-350 PICKUP / F-350 SUPER DUTY PICKUP, F-450 SUPER DUTY PICKUP, F-550 SUPER DUTY PICKUP
UMT433-4	2010-07	FORD	F-250 PICKUP / F-250 SUPER DUTY PICKUP, F-350 PICKUP / F-350 SUPER DUTY PICKUP
UMT433-4M	2010-07	FORD	F-250 PICKUP / F-250 SUPER DUTY PICKUP, F-350 PICKUP / F-350 SUPER DUTY PICKUP
UMT433-5	2010-08	FORD	F-250 PICKUP / F-250 SUPER DUTY PICKUP, F-350 PICKUP / F-350 SUPER DUTY PICKUP, F-450 SUPER DUTY PICKUP, F-550 SUPER DUTY PICKUP
UMT433-5M	2010-08	FORD	F-250 PICKUP / F-250 SUPER DUTY PICKUP, F-350 PICKUP / F-350 SUPER DUTY PICKUP, F-450 SUPER DUTY PICKUP, F-550 SUPER DUTY PICKUP
UMT433-6	2012-10	FORD	F-250 PICKUP / F-250 SUPER DUTY PICKUP, F-350 PICKUP / F-350 SUPER DUTY PICKUP, F-450 SUPER DUTY PICKUP, F-550 SUPER DUTY PICKUP
UMT433-6M	2012-10	FORD	F-250 PICKUP / F-250 SUPER DUTY PICKUP, F-350 PICKUP / F-350 SUPER DUTY PICKUP, F-450 SUPER DUTY PICKUP, F-550 SUPER DUTY PICKUP
UMT433-7	2012-10	FORD	F-250 PICKUP / F-250 SUPER DUTY PICKUP, F-350 PICKUP / F-350 SUPER DUTY PICKUP, F-450 SUPER DUTY PICKUP, F-550 SUPER DUTY PICKUP
UMT433-7M	2012-10	FORD	F-250 PICKUP / F-250 SUPER DUTY PICKUP, F-350 PICKUP / F-350 SUPER DUTY PICKUP, F-450 SUPER DUTY PICKUP, F-550 SUPER DUTY PICKUP
UMT434	2012-01 2008-01 2011-05	FORD MAZDA MERCURY	ESCAPE TRIBUTE MARINER
UMT435	2004-01 2004-01	FORD MAZDA	ESCAPE TRIBUTE
UMT436	2012-07 2012-07 2009-08	FORD LINCOLN MERCURY	EDGE, EXPLORER, FLEX, TAURUS X MKS, MKX SABLE
UMT437	2012-07 2012-07	FORD LINCOLN	FUSION MKZ
UMT503	1988-81 1988-81	CHEVROLET GMC	K10 PICKUP, K1500 PICKUP, K20 PICKUP, K2500 PICKUP, V10 PICKUP, V10 SUBURBAN, V20 PICKUP, V20 SUBURBAN, V30 PICKUP K15/K1500 PICKUP, K1500 PICKUP, K25/K2500 PICKUP, K2500 PICKUP, V1500 PICKUP, V1500 SUBURBAN, V2500 PICKUP, V2500 SUBURBAN
UMT504	1988-81 1988-81	CHEVROLET GMC	K10 PICKUP, K1500 PICKUP, K20 PICKUP, K20 SUBURBAN, K2500 PICKUP, V10 PICKUP, V10 SUBURBAN, V20 PICKUP, V20 SUBURBAN K15/K1500 PICKUP, K1500 PICKUP, K25/K2500 PICKUP, K2500 PICKUP, V1500 PICKUP, V1500 SUBURBAN, V2500 PICKUP, V2500 SUBURBAN

Transfer Case Illustrations



UMT100



UMT101



UMT102



UMT103-2



UMT103-3



UMT103-4



UMT103-5



UMT103-6



UMT103-41



UMT103-61



UMT103



UMT107-1M



UMT107-2



UMT107-2M



UMT107-3M



UMT108-1M



UMT108-3



UMT108-3M



UMT109



UMT110

Transfer Case Illustrations



UMT111



UMT112



UMT114-1



UMT114-1M



UMT114-2



UMT114-2M



UMT117-1



UMT118-1



UMT119-1



UMT120-1



UMT121-1



UMT126-1



UMT127



UMT128



UMT135



UMT135M



UMT136-1



UMT136-1M



UMT136-2



UMT136-2M


Transfer Case Illustrations



UMT136-3




UMT136-3M



UMT137-1



UMT137-1M



UMT137-2



UMT137-2M



UMT137-3



UMT137-4



UMT137-4M



UMT137-5



UMT137-5M



UMT138-1



UMT138-2



UMT139-1



UMT139-3



UMT139-3M



UMT139-3M1



UMT139-4



UMT139-5




UMT139-5M


Transfer Case Illustrations



UMT139-5M1



UMT139-6



UMT139-6M



UMT140



UMT140M



UMT141-1



UMT141-1M



UMT141-2



UMT141-3



UMT141-4



UMT141-5



UMT141-5M



UMT141-6



UMT141-6M



UMT141-7



UMT141-7M



UMT141-9



UMT141-9M



UMT141-11



UMT142

Transfer Case Illustrations



UMT252



UMT300-2



UMT308-1



UMT308-3



UMT309-1



UMT310-1



UMT311-3



UMT312-1



UMT312-2



UMT312-3



UMT312-6



UMT312-6M



UMT312-6M1



UMT312-7



UMT312-8



UMT312-9



UMT312-9M



UMT312-10



UMT312-11



UMT312-11M

Transfer Case Illustrations



UMT313-1



UMT313-2



UMT313-3



UMT313-5



UMT313-6



UMT313-9



UMT313-10



UMT313-11



UMT313-12



UMT313-12M



UMT313-14



UMT313-15



UMT313-16



UMT313-17



UMT313-17M



UMT313-18



UMT313-18M



UMT313-19



UMT313-20



UMT313-21

Transfer Case Illustrations



UMT313-21M



UMT314-1



UMT314-2



UMT314-3



UMT314-4



UMT314-5



UMT314-6



UMT314-7



UMT314-8



UMT314-8M



UMT315-1



UMT315-2



UMT315-5



UMT315-5M



UMT315-6



UMT315-6M



UMT315-7



UMT315-7M



UMT315-9



UMT315-9M

Transfer Case Illustrations



UMT316-1M



UMT317-1



UMT317-1M



UMT317-1M1



UMT317-2



UMT317-2M



UMT317-5



UMT317-5M



UMT317-6



UMT317-6M



UMT318



UMT318M



UMT319



UMT319M



UMT323-1



UMT412-1



UMT413



UMT413M



UMT415-1



UMT415-2

Transfer Case Illustrations



UMT415-3



UMT416-1



UMT416-2



UMT417



UMT417M



UMT419-1



UMT419-2



UMT420-1



UMT420-1M



UMT420-2



UMT420-2M



UMT420-2M1



UMT420-3



UMT420-3M



UMT420-4



UMT420-4M



UMT420-5



UMT420-6



UMT420-6M



UMT421

Transfer Case Illustrations



UMT421M



UMT422



UMT423



UMT424



UMT424M



UMT426



UMT427-1



UMT427-1M



UMT427-2



UMT427-2M



UMT427-3



UMT428




UMT428M



UMT429-1



UMT429-4



UMT429-5




UMT429-5M



UMT429-6



UMT429-6M



UMT429-7

Transfer Case Illustrations



UMT429-7M



UMT429-10



UMT429-10M



UMT429-11



UMT429-12



UMT430-1




UMT431-2




UMT431




UMT431M



UMT432-1



UMT432-2



UMT432-3



UMT432-4



UMT432-7



UMT433-1



UMT433-1M



UMT433-2



UMT433-2M



UMT433-3




UMT433-3M

Transfer Case Illustrations



UMT433-4



UMT433-4M



UMT433-6



UMT433-6M



UMT433-7



UMT433-7M



UMT434



UMT503



UMT504

Transfer Case Shift Motor Illustrations



UMM1126



UMM1133



UMM1133 (BASE)



UMM1144



UMM1144 (connector)



UMM1226



UMM1226 (connector)



UMM1233

Transfer Case Shift Motor Illustrations



UMM1233 (BASE)



UMM1235



UMM1235 (BASE)



UMM1237



UMM1237 (connector)



UMM1243



UMM1243 (BASE)



UMM1244



UMM1244 (connector)



UMM1245



UMM1245 (BASE)



UMM1263



UMM1263 (connector)



UMM1263 (BASE)



UMM1273



UMM2237

Transfer Case Shift Motor Illustrations



UMM2237 (connector)



UMM2263



UMM2263 (connector)



UMM4350



UMM4350 (connector)



UMM4354



UMM4354 (connector)



UMM4356



UMM4356 (connector)



UMM4357



UMM4357 (connector)



UMM4405



UMM4405 (connector)



UMM4406



UMM4406 (connector)



UMM4407

Transfer Case Shift Motor Illustrations



UMM4407 (connector)



UMM4408



UMM4411



UMM4411 (connector)



UMM4412



UMM4412 (connector)



UMM4416



UMM4416 (connector)



UMM4473



UMM4473 (BASE)



UMM4482



UMM4482 (connector)



UMM4493



UMM4493-con



UMM1273 (connector)



UMM1143

Transfer Case Shift Motor Illustrations



UMM1143 (connector)



UMM1126 (connector)



UMM4419



UMM4419



UMM4417



UMM4417 (connector)



UMM4408



UMM1522 Back



UMM1522



UMM1626 Back



UMM1626



UMM1700 drive



UMM1700



UMM3023 back



UMM3023

**TRANSFER CASE
CROSS REFERENCE
TAG NUMBER TO ReTech NUMBER**

Tag Number	Type	ReTech No.
1598931-DA	BW1372 or BW4472	UMT100
1593372	BW4401	UMT117-1
4338249	NP231D	UMT308-1
4338250	NP241D	UMT312-4
4504040	NP241D	UMT312-4
4505528	NP231D	UMT308-3
4549214	NP241D	UMT312-4
4591953AA	MS140	UMT300-2
4591953AC	MS140	UMT300-2
4591953AE	MS140	UMT300-2
4591983AA	MS140	UMT300-2
4641662	P.T.U. UNIT	UMT280
5018988AA	P.T.U. UNIT	UMT280
5157001AE	P.T.U. UNIT	UMT271
5157001AF	P.T.U. UNIT	UMT271
5361994	DANA300	UMT207-11
5364854	DANA300	UMT207-11
5714594	NV242AMG	UMT315-8
04852098AB	NP241DLD	UMT314-6
04853099AC	NP241DLD	UMT314-9
05037747AA	146J	UMT250
06003690	242AMG	UMT315-3
06007359	242AMG	UMT315-3
06009731	242AMG	UMT315-3
10363356	P.T.U. UNIT	UMT160
12572904	NV246GM	UMT137-1
12572905	NV246GM	UMT137-2
12572906	236GM	UMT136-1
12572908	136GM	UMT135
12573073	273GM	UMT139-6
12573381	GM261XHD	UMT139-4
12573382	GM263XHD	UMT139-3
12575087	BW4481	UMT103-3
12575088	BW4482	UMT140
12575125	NV246GM	UMT137-1
12575647	GM263HD	UMT139-5
12575648	GM263XHD	UMT139-3
12575867	NVG900	UMT160-1
12575942	246GM	UMT137-5
12576351	GM263HD	UMT139-5
12576352	GM263XHD	UMT139-3
12576370	GM263HD	UMT139-5
12576434	GM261LD	UMT138-1
12576435	NV261LD	UMT138-2
12576436	GM261HD	UMT139-1
12576437	GM261HD	UMT139-1
12576706	BW4481	UMT103-3
12576707	BW4482	UMT140
12577405	BW4473	UMT103-2
12577425	226GM	UMT136-2
12577426	126GM	UMT136-3
12577834	NV246GM	UMT137-4
12577835	NV246GM	UMT137-5
12578109	MP1625HD	UMT141-9

Tag Number	Type	ReTech No.
12578110	MP1626XHD	UMT141-6
12578111	MP1222LD	UMT141-2
12578114	MP1225HD	UMT141-3
12578115	MP1226XHD	UMT141-4
12578116	NV246GM	UMT137-4
12578859	BW4481	UMT103-3
12578860	BW4482	UMT140
12579582	GM263HD	UMT139-5
12579708	GM263HD	UMT139-5
12579766	BW4473	UMT103-2
12579907	GM261XHD	UMT139-4
12579908	GM263HD	UMT139-5
12579909	GM263XHD	UMT139-3
12579910	GM261LD	UMT138-1
12579911	GM261LD	UMT138-2
12579912	GM261HD	UMT139-1
12579913	GM261HD	UMT139-1
12579914	149GM	UMT137-3
12579915	GM263HD	UMT139-5
12580184	NV246GM	UMT137-4
12580185	NV246GM	UMT137-5
12580320	226GM	UMT136-2
12580321	226GM	UMT136-2
12580322	126GM	UMT136-3
12580452	BW4484	UMT315-5
12580453	BW4482	UMT140
12580559	BW4484	UMT315-5
12580560	BW4482	UMT140
12580561	BW4481	UMT103-3
12580847	126GM	UMT136-3
12580859	NV246GM	UMT137-4
12580860	NV246GM	UMT137-5
12581002	GM261XHD	UMT139-4
12581003	GM263HD	UMT139-5
12581004	GM263XHD	UMT139-3
12581005	GM261LD	UMT138-1
12581006	261GM	UMT138-2
12581007	GM261HD	UMT139-1
12581008	GM261HD	UMT139-1
12581010	GM263HD	UMT139-5
12581024	136GM	UMT135
12581025	236GM	UMT136-1
12581120	P.T.U. UNIT	UMT150
12581473	BW4473	UMT103-2
12581643	BW4482	UMT140
12581644	BW4481	UMT103-3
12582278	BW4476	UMT103-4
12582279	BW4476	UMT103-4
12582280	BW4476	UMT103-4
12582701	BW4484	UMT315-5
12583403	T-150	UMT170
12584757	GM263HD	UMT139-5
12584758	GM263XHD	UMT139-3
12584759	GM263HD	UMT139-5

**TRANSFER CASE
CROSS REFERENCE
TAG NUMBER TO ReTech NUMBER**

Tag Number	Type	ReTech No.
12584880	NV246GM	UMT137-4
12584881	NV246GM	UMT137-5
12585236	GM263HD	UMT139-5
12585237	GM263XHD	UMT139-3
12585239	NV246GM	UMT137-4
12585240	NV246GM	UMT137-5
12585259	136GM	UMT135
12585260	NV246GM	UMT136-1
12585314	226GM	UMT136-2
12585315	126GM	UMT136-3
12585316	226GM	UMT136-2
12585317	126GM	UMT136-3
12586466	NV246GM	UMT137-4
12586467	NV246GM	UMT137-5
12586994	BW4476	UMT103-4
12587651	MP3023LD	UMT141-1
12587652	MP3023HD	UMT141-5
12587968	BW4476	UMT103-4
12587984	BW4476	UMT103-4
12588104	263HD	UMT139-5
12588227	BW4484	UMT315-5
12588228	BW4482	UMT140
12588229	BW4481	UMT103-3
12588508	226GM	UMT136-2
12588514	GM261XHD	UMT139-4
12588515	GM263HD	UMT139-5
12588516	GM263XHD	UMT139-3
12588517	NV261	UMT138-1
12588518	NV261LD	UMT138-2
12588519	NV261	UMT139-1
12588520	NV261	UMT139-1
12588521	263HD	UMT139-5
12588522	NV149	UMT137-3
12589497	BW4484	UMT315-5
12589498	BW4482	UMT140
12589499	BW4481	UMT103-3
12589500	BW4476	UMT103-4
12589602	BW4473	UMT103-2
12590290	BW4484	UMT315-9
12593678	BW4484	UMT140
14008249	NP208C	UMT503
14020891	NP208C	UMT503
14020892	NP208C	UMT504
14020893	NP208C	UMT504
14028293	NP208C	UMT503
14067765	NP208C	UMT504
15004509	136GM	UMT135
15005449	263HD	UMT139-5
15005450	263XHD	UMT139-3
15007093	NV246GM	UMT137-1
15007094	NV246GM	UMT137-2
15011634	NP233C	UMT108-3
15015512	NP233C	UMT108-3
15016964	BW4401	UMT120-1
15016965	BW4401	UMT117-1

Tag Number	Type	ReTech No.
15017351	NV246GM	UMT137-1
15017912	NV246GM	UMT137-1
15017913	NV246GM	UMT137-2
15017942	NV246GM	UMT137-1
15023640	261GM	UMT139-1
15023641	GM261XHD	UMT139-4
15024386	BW4470	UMT121-1
15026806	BW1372 or BW4472	UMT103
15026806-NX	BW1372 or BW4472	UMT103
15034939	NV246GM	UMT137-2
15035131	136GM	UMT135
15035132	236GM	UMT136-1
15035136	136GM	UMT135
15037093	NV246GM	UMT137-1
15037351	NV246GM	UMT137-1
15037352	NV246GM	UMT137-2
15039436	GM261LD	UMT138-1
15039437	261GM	UMT138-2
15039438	NV246GM	UMT137-1
15039439	NV246GM	UMT137-2
15045471	GM261HD	UMT139-1
15045744	NP241C	UMT127
15045745	NP241C	UMT128
15045746	NP241C	UMT126-1
15045749	NP243C	UMT114-2
15046326	NP233C	UMT108-3
15046964	261LD	UMT138-1
15046965	261LD	UMT138-2
15046966	261HD	UMT139-1
15048275	136GM	UMT135
15048303	NP233C	UMT108-3
15048305	236GM	UMT136-1
15048306	136GM	UMT135
15049047	NP243C	UMT114-1
15049048	NP243C	UMT114-1
15052506	NV246GM	UMT137-1
15052508	243C	UMT114-2
15052509	NP243C	UMT114-2
15057934	GM263HD	UMT139-5
15064084	149GM	UMT137-3
15154947	136GM	UMT135
15155588	126GM	UMT136-3
15155589	226GM	UMT136-2
15172331	BW4484	UMT315-5
15185718	BW4484	UMT315-5
15521978	NP208C	UMT503
15521979	NP208C	UMT503
15521980	NP208C	UMT504
15575348	NP241C	UMT110
15575349	NP241C	UMT109
15603967	NP241C	UMT110
15603968	NP241C	UMT109
15604177	NP241C	UMT110
15604178	NP241C	UMT109
15607553	BW4401	UMT118-1

**TRANSFER CASE
CROSS REFERENCE
TAG NUMBER TO ReTech NUMBER**

Tag Number	Type	ReTech No.
15607554	BW4401	UMT116-2
15611485	NP241C	UMT110
15611486	NP241C	UMT109
15611786	NP241C	UMT109
15622870	NP241C	UMT110
15622871	NP241C	UMT109
15622873	BW4401	UMT116-2
15622875	BW4470	UMT123-2
15641486	NP241C	UMT109
15648651	BW1372 or BW4472	UMT100
15649710	NP241C	UMT109
15659498	BW4401	UMT118-1
15659693	BW4401	UMT116-2
15659694	BW4470	UMT123-2
15659710	NP241C	UMT109
15659718	NP241C	UMT110
15659719	NP241C	UMT109
15659737	NP241C	UMT110
15672766	NP233C	UMT107-1
15672820	NP233C	UMT108-1
15672848	NP231C	UMT104-2
15672918	BW4472	UMT100
15675125	NP231C	UMT106-1
15675129	NP233C	UMT107-1
15675348	NP241C	UMT110
15677637	NP231C	UMT104-2
15683856	BW4470	UMT123-1
15683857	BW4401	UMT119-1
15683858	BW4401	UMT116-1
15684250	NP231C	UMT106-1
15684251	NP233C	UMT107-1
15685141	BW1372 or BW4472	UMT102
15696731	NP241C	UMT110
15696733	NP241C	UMT110
15696734	BW4401	UMT116-2
15696735	BW4401	UMT118-1
15696736	BW4470	UMT123-2
15696749	NP241C	UMT112
15703287	BW1372 or BW4472	UMT103
15703287-DB	BW1372 or BW4472	UMT103
15709254	261GM	UMT139-1
15709260	261GM	UMT138-2
15709322	NV246GM	UMT137-1
15733758	NP241C	UMT127
15733768	NP241C	UMT127
15733769	NP241C	UMT128
15733770	NP241C	UMT126-1
15733771	NP241C	UMT126-1
15733772	BW4470	UMT121-1
15733773	BW1370 or BW4401	UMT120-1
15733774	BW1370 or BW4401	UMT117-1
15735269	NP243C	UMT114-2
15736237	NP243C	UMT114-1
15736297	NP243C	UMT114-1
15745996	BW4473	UMT103-2

Tag Number	Type	ReTech No.
15753787	GM261LD	UMT138-1
15753788	261GM	UMT138-2
15753789	GM261HD	UMT139-1
15753790	NV246GM	UMT137-1
15753791	NV246GM	UMT137-2
15760035	149GM	UMT137-3
15761465	246GM	UMT137-1
15762810	NV226HD	UMT136-2
15769438	NV246GM	UMT137-1
15772804	GM261XHD	UMT139-4
15772805	GM263XHD	UMT139-3
15772806	NV246GM	UMT137-2
15960128	BW1372 or BW4472	UMT102
15960130	NP233C	UMT108-2
15961729	NP241C	UMT111
15963370	BW4470	UMT121-1
15963371	BW4401	UMT120-1
15963557	BW1372 or BW4472	UMT100
15964732	NP233C	UMT107-1
15965649	NP241C	UMT110
15965650	NP241C	UMT112
15965651	NP241C	UMT110
15965652	BW4401	UMT116-2
15965653	BW4401	UMT118-1
15965654	BW4470	UMT123-2
15966135	NP233C	UMT107-1
15970050	NP243C	UMT114-1
15970052	NP243C	UMT114-2
15972513	NP231C	UMT104-3
15972514	NP233C	UMT108-3
15981697	NP241C	UMT126-1
15982655	NP233C	UMT107-1
15982717	NP241C	UMT110
15982718	NP241C	UMT112
15982719	NP241C	UMT110
15982720	NP241C	UMT111
15986096	NP241C	UMT127
15986097	NP241C	UMT128
15986098	NP241C	UMT126-1
15986099	NP241C	UMT126-1
15986100	NP231C	UMT104-2
15986101	NP233C	UMT108-2
15986135	NP233C	UMT107-1
15986161	NP233C	UMT108-2
15997306	BW4470	UMT123-1
15997307	BW4401	UMT119-1
15997308	BW4401	UMT116-1
15997309	BW4470	UMT121-1
15997310	BW1370 or BW4401	UMT120-1
15997311	BW4401	UMT117-1
15998931	BW4472	UMT101
15998991	BW1372 or BW4472	UMT101
19125650	3023LD	UMT141-1
19125656	MP1626XHD	UMT141-6
19125657	1222LD	UMT141-2

**TRANSFER CASE
CROSS REFERENCE
TAG NUMBER TO ReTech NUMBER**

Tag Number	Type	ReTech No.
19125658	1222LD	UMT141-8
19125659	1225HD	UMT141-3
19125660	1226XHD	UMT141-4
19125671	MP1626XHD	UMT141-6
19125672	1226XHD	UMT141-4
19132828	P.T.U. UNIT	UMT160
19132829	NVG900	UMT160-1
19132968	BW4476	UMT103-4
22681966	NVG900	UMT160-1
24225749	243C	UMT114-2
24228403	246GM	UMT137-2
24228404	246GM	UMT137-1
24228405	GM261HD	UMT139-1
24228406	261XHD	UMT139-4
24228407	263HD	UMT139-5
24228408	NV226	UMT136-2
24228409	GM261HD	UMT138-1
24228410	NV246GM	UMT137-1
24228411	263XHD	UMT139-3
24228412	NP233C	UMT108-3
24228415	NV246GM	UMT137-2
24228416	263HD	UMT139-5
24228417	263GM	UMT139-3
24228419	261LD	UMT138-2
24228420	246GM	UMT137-4
24228421	236GM	UMT136-1
24228422	NP241C	UMT127
24228423	NP241C	UMT128
24228426	NV149	UMT137-3
24228428	243C	UMT114-1
24228430	243C	UMT114-2
24228434	NP136	UMT135
24228435	261HD	UMT139-1
24228436	GM263HD	UMT139-5
24228437	NP126GM	UMT136-3
24228439	246GM	UMT137-5
24230628	233C	UMT108-3
24231473	BW4484	UMT315-5
24231474	BW4482	UMT140
24231475	BW4481	UMT103-3
24231532	NV236GM	UMT136-1
24231581	136GM	UMT135
24231582	236GM	UMT136-1
24232751	BW4493	UMT315-7
24232752	BW4494	UMT315-6
24232825	BW4484	UMT315-5
24232826	BW4482	UMT140
24232827	BW4481	UMT103-3
24232846	BW4473	UMT103-2
24233416	233C	UMT108-3
24233725	NV246	UMT137-4
24233726	NV246	UMT137-5
24233825	BW4476	UMT103-4
24233826	BW4476	UMT103-4
24233827	BW4476	UMT103-4

Tag Number	Type	ReTech No.
24234169	120GM	UMT136-4
24234170	BW4473	UMT103-2
24234523	BW4484	UMT315-5
24234955	BW4476	UMT103-4
24235129	273C	UMT139-6
24235235	BW4493	UMT315-7
24235236	BW4494	UMT315-6
24235692	BW4484	UMT315-5
24235696	BW4494	UMT315-6
24235697	BW4493	UMT315-7
24235740	T-150	UMT170
24236035	BW4473	UMT103-2
24236607	226GM	UMT136-2
24236608	NP126GM	UMT136-3
24236609	NP233C	UMT108-3
24236862	BW4494	UMT315-6
24236863	BW4493	UMT315-7
24237189	246GM	UMT137-4
24237190	246GM	UMT137-5
24237286	246GM	UMT137-4
24237288	NV246GM	UMT137-5
24237462	MP3023LD	UMT141-7
24237892	BW4473	UMT103-2
24237966	BW4485	UMT142
24238071	BW4493	UMT315-7
24238072	BW4494	UMT315-6
24238186	261XHD	UMT139-4
24238187	263HD	UMT139-5
24238188	263XHD	UMT139-3
24238189	261LD	UMT138-1
24238190	261LD	UMT138-2
24238191	GM261HD	UMT139-1
24238192	GM261HD	UMT139-1
24238193	263HD	UMT139-5
24238468	BW4476	UMT103-4
24238469	BW4476	UMT103-4
24238532	246GM	UMT137-4
24238533	246GM	UMT137-5
24238814	273C	UMT139-6
24238836	120GM	UMT136-4
24238837	226GM	UMT136-2
24238838	126GM	UMT136-3
24238839	261XHD	UMT139-4
24238840	263HD	UMT139-5
24238841	263XHD	UMT139-3
24238844	GM261HD	UMT139-1
24238848	246GM	UMT137-5
24238887	BW4485	UMT142
24238888	BW4484	UMT315-5
24239034	BW4485	UMT142
24239189	MP3023LD	UMT141-7
24239524	246GM	UMT137-4
24239525	246GM	UMT137-5
24240015	246GM	UMT137-4
24240016	246GM	UMT137-5

**TRANSFER CASE
CROSS REFERENCE
TAG NUMBER TO ReTech NUMBER**

Tag Number	Type	ReTech No.
24240570	T-150	UMT170
24240839	BW4473	UMT103-2
24240984	BW4493	UMT315-7
24240985	BW4494	UMT315-6
24240987	BW4494	UMT315-6
24241260	BW4479	UMT103-6
24242113	120GM	UMT136-4
24242114	226GM	UMT136-2
24242115	126GM	UMT136-3
24242560	126GM	UMT136-3
24242561	226GM	UMT136-2
24243013	MP1222LD	UMT141-2
24243014	MP1225HD	UMT141-3
24243015	MP1226XHD	UMT141-4
24243305	BW4473	UMT103-2
24243306	BW4484	UMT315-5
24243314	BW4485	UMT142
24243365	BW4479	UMT103-4
24243366	BW4479	UMT103-4
24243367	BW4479	UMT103-6
24243560	MP1226XHD	UMT141-4
24243562	MP3023LD	UMT141-1
24243564	MP3023LD	UMT141-7
24243591	BW4493	UMT315-7
24243592	BW4494	UMT315-6
24243593	BW4493	UMT315-7
24243594	BW4494	UMT315-6
24243641	T-150	UMT170
24243883	BW4477	UMT103-5
24244152	P.T.U. UNIT	UMT150
24244450	MP1625HD	UMT141-9
24244451	MP1626XHD	UMT141-6
24244453	MP1226XHD	UMT141-4
24244573	GET RAG 760	UMT160-2
24244527	P.T.U. UNIT	UMT150
24245111	1626XHD	UMT141-10
24245112	1626XHD	UMT141-4
24245162	BW4484	UMT315-9
24245264	1222LD	UMT141-2
24245350	MP1222LD	UMT141-8
24245369	BW4493	UMT315-7
24245370	BW4494	UMT315-6
24245372	BW4494	UMT315-6
24245382	BW4494	UMT315-6
24245473	BW4477	UMT103-5
24245990	MP1626XHD	UMT141-6
24245991	1222LD	UMT141-2
24245992	MP1625HD	UMT141-9
24245993	MP1225HD	UMT141-3
24245994	MP3023HD	UMT141-5
24246035	BW4473	UMT103-2
24246213	P.T.U.UNIT	UMT150
24246665	GET RAG 760	UMT160-2
24246762	BW4485	UMT142
24246863	BW4484	UMT315-9
24246930	BW4473	UMT103-2

Tag Number	Type	ReTech No.
24247207	MP1226XHD	UMT141-4
24247208	MP3023LD	UMT141-1
24247209	MP1626XHD	UMT141-6
24247210	MP3023LD	UMT141-7
24247211	MP1222LD	UMT141-8
24247212	MP1222LD	UMT141-2
24247213	MP1625HD	UMT141-9
24247214	MP1225HD	UMT141-3
24247215	MP3023HD	UMT141-5
24247591	BW4493	UMT315-7
24247592	BW4494	UMT315-6
24247692	P.T.U. UNIT	UMT150
24247878	BW4493	UMT315-7
24247879	BW4494	UMT315-6
24247881	BW4494	UMT315-6
24248383	P.T.U. UNIT	UMT150
24249544	BW4477	UMT103-5
24249554	126GM	UMT136-3
24250536	BW4479	UMT103-4
24250805	MP3023LD	UMT141-7
24250862	3023LD	UMT141-1
24250863	MP1626XHD	UMT141-6
24250864	MP3023LD	UMT141-7
24250865	MP1625HD	UMT141-9
24250866	MP3024LD	UMT141-7
24251671	P.T.U. UNIT	UMT170
24252288	BW4493	UMT315-7
24252289	BW4494	UMT315-6
24252679	MP3023LD	UMT141-7
24252680	MP1226XHD	UMT141-4
24252681	3023LD	UMT141-1
24252682	1626XHD	UMT141-6
24252683	MP3023LD	UMT141-7
24252684	MP1222LD	UMT141-8
24252685	MP1222LD	UMT141-2
24252686	1625HD	UMT141-9
24252687	MP1225HD	UMT141-3
24252845	273C	UMT139-6
24253505	MP3023LD	UMT141-7
24253511	MP1626XHD	UMT141-6
24253512	MP1226XHD	UMT141-4
24256217	MP3023LD	UMT141-7
24256219	MP3023LD	UMT141-7
24256220	MP3024HD	UMT141-5
24256475	MP3024LD	UMT141-7
24256476	MP3023LD	UMT141-7
24257133	NVG900	UMT160-1
24257577	MP1626XHD	UMT141-10
24261507	1222LD	UMT141-2
24261510		UMT141-11
52005462	NP231D	UMT308-3
52005467	NP231D	UMT308-3
52007856	NP242J	UMT208-3
52008206	NP231D	UMT308-1
52093212	NP231J	UMT207-2
52093497	NP231J	UMT207-1

**TRANSFER CASE
CROSS REFERENCE
TAG NUMBER TO ReTech NUMBER**

Tag Number	Type	ReTech No.
52097521	NP231D	UMT312-5
52097522	NP231J	UMT207-1
52097526	NP231J	UMT207-8
52097528	NP242J	UMT208-6
52097529	NP249J	UMT209-2
52097530	NP249J	UMT209-3
52097534	NP231J	UMT207-9
52097600	NP231D	UMT308-3
52097601	NP231D	UMT308-3
52097606	NP231D	UMT308-3
52097607	NP231D	UMT308-3
52097695	NP231J	UMT207-1
52097696	NP231J	UMT207-9
52097710	NP241D	UMT312-4
52097713	NP249J	UMT209-1
52097865	NP241DLD	UMT314-5
52097888	NP231J	UMT207-4
52097890	NP231J	UMT207-1
52097893	NP231J	UMT207-10
52097894	NP231J	UMT207-4
52098023	NP231D	UMT310-1
52098024	NP231D	UMT310-1
52098025	NP231D	UMT310-1
52098045	242JHD	UMT208-3
52098046	NP242J	UMT208-3
52098131	NP241DLD	UMT314-3
52098151	NP241DLD	UMT314-3
52098153	NP241DHD	UMT313-6
52098226	NP241DLD	UMT314-5
52098227	NP241DHD	UMT313-2
52098228	NP241DHD	UMT313-1
52098267	NP249J	UMT209-1
52098277	NP241DHD	UMT313-6
52098314	NP231D	UMT312-5
52098315	NP242J	UMT208-3
52098317	NP242J	UMT208-3
52098318	NP231J	UMT207-9
52098319	NP231J	UMT207-8
52098325	NP241DLD	UMT314-1
52098357	NP231D	UMT312-1
52098361	NP231J	UMT207-4
52098362	NP231J	UMT207-1
52098379	NP231J	UMT207-8
52098383	NP242J	UMT208-2
52098384	NP242J	UMT208-7
52098385	NP242J	UMT208-7
52098471	NP231J	UMT207-7
52098473	NP231J	UMT207-3
52098480	NP231J	UMT207-2
52098486	231J	UMT207-4
52098487	NP231J	UMT207-1
52098489	NP231D	UMT311-3
52098497	NP231D	UMT311-3
52098498	NP231D	UMT311-3

Tag Number	Type	ReTech No.
52098502	NP231D	UMT312-5
52098503	NP241DLD	UMT314-1
52098504	NP241DLD	UMT314-5
52098505	NP241DHD	UMT313-2
52098512	NP241DHD	UMT313-1
52098530	NP241DLD	UMT314-5
52098531	NP242J	UMT208-6
52098532	NP249J	UMT209-3
52098534	NP241DHD	UMT313-1
52098539	NP249J	UMT209-2
52098542	NP231D	UMT310-1
52098543	NP231D	UMT310-1
52098563	NP231J	UMT207-10
52098675	NP241DLD	UMT314-1
52098676	NP241DLD	UMT314-5
52098677	NP241DHD	UMT313-2
52098678	NP241DHD	UMT313-1
52098682	NP249J	UMT209-2
52098871	NV247J	UMT208-9
52098871AB	NV247J	UMT208-9
52098871AC	NV247J	UMT208-9
52098871AD	NV247J	UMT208-9
52098871AE	NV247J	UMT208-9
52098872	NV247J	UMT208-8
52098872AB	NV247J	UMT208-8
52098872AC	NV247J	UMT208-8
52098872AE	NV247J	UMT208-8
52098874	NV247J	UMT208-8
52098875	NP242J	UMT208-4
52098875AB	NP242J	UMT208-4
52098875AC	NP242J	UMT208-4
52098894	NP231J	UMT207-4
52098899	NP242J	UMT208-2
52098899AC	NP242J	UMT208-2
52098916	NP249J	UMT209-1
52098916AB	NP249J	UMT209-1
52098917	NP242J	UMT208-2
52098972	NV247J	UMT208-8
52099035	NP241DLD	UMT314-5
52099036	NP241DHD	UMT313-2
52099037	NP241DHD	UMT313-1
52099041	NP241DLD	UMT314-1
52099211	NP231J	UMT207-3
52099211AB	NP231J	UMT207-3
52099211AE	NP231J	UMT207-3
52099212	NP231J	UMT207-2
52099212AB	NP231J	UMT207-2
52099242	NP231J	UMT207-2
52099310	NP231J	UMT207-7
52099310AB	231J	UMT207-7
52099318AB	NP249	UMT209-1
52099353AA	NP231J	UMT207-2
52099361	NP242J	UMT208-10
52099361AD	NP242J	UMT208-10

**TRANSFER CASE
CROSS REFERENCE
TAG NUMBER TO ReTech NUMBER**

Tag Number	Type	ReTech No.
52099361AE	NV242J	UMT208-10
52099362	242JHD	UMT208-11
52099362AC	242JHD	UMT208-11
52099362AD	242JHD	UMT208-11
52099364	NP231J	UMT207-7
52099364AB	NP231J	UMT207-7
52099365AA	NP231J	UMT207-3
52099421AA	NV231J	UMT207-13
52099421AC	NV231J	UMT207-13
52099421AD	NV231J	UMT207-13
52099421AE	NV231J	UMT207-13
52099421AF	NV231J	UMT207-13
52099421AG	NV231J	UMT207-13
52099421AH	NV231J	UMT207-13
52099423AA	NP249J	UMT209-1
52099424	NP249J	UMT209-1
52099424AA	NP249J	UMT209-1
52099695	NP231J	UMT207-1
52105021	NP231D	UMT312-2
52105021AB	NP231D	UMT312-2
52105021AC	MP231D	UMT312-2
52105022	NP231D	UMT312-7
52105022AB	NP231D	UMT312-7
52105022AC	NP231D	UMT312-7
52105023	NP241DLD	UMT314-2
52105023AB	NP241DLD	UMT314-2
52105024	NP241DLD	UMT314-7
52105024AB	NP241DLD	UMT314-7
52105024AC	NP241DLD	UMT314-7
52105024AD	NP241DLD	UMT314-7
52105025	NP241DLD	UMT314-4
52105025AB	NP241DLD	UMT314-4
52105025AC	NP241DLD	UMT314-4
52105025AD	241DLD	UMT314-4
52105026	NP241DHD	UMT313-8
52105026AB	NP241DHD	UMT313-8
52105027	NP241DHD	UMT313-3
52105027AB	NP241DHD	UMT313-3
52105027AC	NP241DHD	UMT313-3
52105027AD	NP241DHD	UMT313-3
52105028	NP241DHD	UMT313-10
52105028AB	NP241DHD	UMT313-10
52105028AC	NP241DHD	UMT313-10
52105028AD	NP241DHD	UMT313-10
52105091	NP241DHD	UMT313-2
52105092	NP241DHD	UMT313-1
52105093	NP241DHD	UMT313-6
52105094	NP231D	UMT311-3
52105095	NP231D	UMT311-3
52105242	NP231D	UMT309-1
52105314	NP241DHD	UMT313-5
52105315	NP241DHD	UMT313-9
52105316	NP231D	UMT311-1
52105332	NV242D	UMT315-1
52105332AD	NV242D	UMT315-1
52105332AE r/b AF	NV242D	UMT315-1

Tag Number	Type	ReTech No.
52105332AG	NV242D	UMT315-2
52105335	NP241DLD	UMT314-1
52105336	NP241DLD	UMT314-5
52105357	NP231D	UMT312-1
52105364	NP231D	UMT311-3
52105364AB	NP231D	UMT311-3
52105365	NP231D	UMT311-3
52105365AB	NP231D	UMT311-3
52105366	NP231D	UMT312-5
52105367	NP231D	UMT312-1
52105368	NP241DLD	UMT314-1
52105369	NP241DLD	UMT314-3
52105370	NP241DLD	UMT314-5
52105406	NP231D	UMT311-1
52105406AA	NP231D	UMT311-1
52105407AA	NP231D	UMT309-1
52105407AC	NP231D	UMT309-1
52105407AD	NP231D	UMT312-3
52105472	NP233D	UMT312-6
52105472AB	NP233D	UMT312-6
52105472AC	NP233D	UMT312-6
52105472AD	NP233D	UMT312-6
52105472AE	NP233D	UMT312-6
52105472AF	NV233D	UMT312-6
52105473AB	NV244D	UMT314-8
52105473AC	NV244D	UMT314-8
52105473AD	NV244D	UMT314-8
52105473AE	NV244D	UMT314-8
52105473AF	NV244D	UMT314-10
52105473AG	NV244D	UMT314-10
52105473AH	NV244D	UMT314-10
52105513	241DHD	UMT313-7
52105646AB	NV271D	UMT313-11
52105646AC	NV271D	UMT313-11
52105646AD	NV271D	UMT313-11
52105646AF	NV271D	UMT313-11
52105649AB	NV271D	UMT313-14
52105649AC	NV271D	UMT313-14
52105649AD	NV271D	UMT313-14
52105649AE	NV271D	UMT313-14
52105649AF	NV271D	UMT313-14
52105650AB	NV273D	UMT313-12
52105650AC	NV273D	UMT313-12
52105650AD	NV273D	UMT313-12
52105650AE	NV273D	UMT313-12
52105650AF	NV273D	UMT313-12
52105651AB	NV273D	UMT313-13
52105651AC	NV273D	UMT313-13
52105651AD	NV273D	UMT313-13
52105651AE	NV273D	UMT313-13
52105651AF	NV273D	UMT313-13
52105674	NP231D	UMT312-3
52105674AA	NP231D	UMT309-1
52105674AC	NP231D	UMT312-3
52105703AA	245J	UMT245
52105703AB	245J	UMT245

**TRANSFER CASE
CROSS REFERENCE
TAG NUMBER TO ReTech NUMBER**

Tag Number	Type	ReTech No.
52105878AA	NP241D	UMT312-8
52105878AC	NP241D	UMT312-8
52105878AD	NP241D	UMT312-8
52105886	231J	UMT207-2
52105886AC	NV231J	UMT207-2
52105887	231J	UMT207-15
52105887AC	NV231J	UMT207-15
52105897AB	244/244HB	UMT317-3
52105897AE	244/244HB	UMT317-3
52105904AB	245J	UMT245-2
52105904AD	254J	UMT245-2
52105905AA	NV247J	UMT208-8A
52105905AB	NV247J	UMT208-8A
52105905AC	NV247J	UMT208-8A
52105928AB	NV140	UMT240
52105928AC	NV140	UMT240
52105928AD	NV140	UMT240
52105938AC	NV144D	UMT316-1M
52105938AD	NV144D	UMT316-1M
52105938AF	NV144D	UMT316-1
52105959AA	NV133D	UMT312-9
52105959AB	NV133D	UMT312-9
52105959AD	NV133D	UMT312-9
52105980AA	243D	UMT317-1
52105980AC	243D	UMT317-1
52105980AD	243D	UMT317-1
52105980AE	243D	UMT317-1
52111004AA	NP242J	UMT208-13
52111004AB	NP242J	UMT208-13
52111013AA	NP241J	UMT207-14
52111013AB	241J	UMT207-14
52111013AC	NP241J	UMT207-14
52111013AD	NP241J	UMT207-14
52111013AF	241J	UMT207-19
52111013AG	241J	UMT207-19
52111013AH	241J	UMT207-19
52111022AC	NP242J	UMT208-12
52111022AD	NP242J	UMT208-12
52111022AE	242J	UMT208-12
52111022AF	NP242J	UMT208-12
52111022AG	NP242J	UMT208-12
52111022AH	NV242J	UMT208-12
52111022AI	NV242J	UMT208-12
52111083	NP242J	UMT208-2
52111252	NP231J	UMT207-12
52111252AA	NP231J	UMT207-12
52111252AB	NP231J	UMT207-12
52111252AD	NP231J	UMT207-12
52123018AA	273D	UMT313-21
52123022AA	271D	UMT313-20
52123024AB	NV273D	UMT313-17
52123025AB	NV273D	UMT313-18
52123025AD	NV273D	UMT313-18
52123108AA	243D	UMT317-5

Tag Number	Type	ReTech No.
52123108AB	243D	UMT317-5
52123155AA	271D	UMT313-19
52123156AA	273D	UMT313-21
52123492AB	BW4444	UMT319
52853059AB	241D	UMT312-10
52853059AC	241D	UMT312-10
52853060AB	NV271D	UMT313-15
52853060AC	271D	UMT313-15
52853060AD	271D	UMT313-15
52853060AE	271D	UMT313-15
52853061AB	NV271D	UMT313-16
52853061AC	271D	UMT313-16
52853061AD	271D	UMT313-16
52853061AE	NV271D	UMT313-16
52853061AF	NV271D	UMT313-16
52853081AA	NV233D	UMT312-11
52853082AA	244D	UMT314-11
52853107AB	244D	UMT317-2
52853114AA		UMT220
52853123AA	242D	UMT208-12
52853123AD	NV242J	UMT208-12
52853301AA	246D	UMT318-1
52853301AC	246D	UMT318
52853307AA	243D	UMT317-4
52853308AA	244HB	UMT317-3
52853308AB	244HD	UMT317-3
52853311AB	241J	UMT207-16
52853311AC	241J	UMT207-16
52853311AD	241J	UMT207-16
52853311AE	241J	UMT207-16
52853382AB	241J	UMT207-19
52853391AA	245J	UMT245-1
52853391AB	245J	UMT245-1
52853391AC	245J	UMT245-1
52853400AB	241J	UMT207-17
52853400AC	241J	UMT207-17
52853412AB	241J	UMT207-18
52853412AC	241J	UMT207-19
52853415AC	143KA	UMT300
52853556AA	143KA	UMT300-1
52853662AC	MP3010	UMT252
52853729AA	143KA	UMT300
52853751AB	MP3022	UMT245-4
52853752AA	MP1522	UMT245-3
53004271	NP231J	UMT207-10
53004301	NP231J	UMT207-5
53005355	NP231J	UMT207-6
53005382	NP231J	UMT207-1
53005466	NP241DHD	UMT313-2
53005467	NP231D	UMT308-3
53006092	NP231J	UMT207-5
53006093	NP231J	UMT207-6
53006094	NP231J	UMT207-10
53006095	NP231J	UMT207-4

**TRANSFER CASE
CROSS REFERENCE
TAG NUMBER TO ReTech NUMBER**

Tag Number	Type	ReTech No.
53006096	NP231J	UMT207-1
53006097	NP242J	UMT208-1
53006099	NP231D	UMT308-1
53006100	NP241D	UMT312-4
53006140	NP241D	UMT312-4
53006191	NP231J	UMT207-4
53006223	NP242J	UMT208-1
53006228	NP242J	UMT208-1
53007764	NP241DLD	UMT314-1
53007856	NP242J	UMT208-3
53007970	NP231D	UMT308-1
53007979	NP231D	UMT308-3
53008205	NP241D	UMT312-4
53008206	NP231D	UMT308-3
53008207	NP231J	UMT207-5
53008208	NP231J	UMT207-5
53008209	NP231J	UMT207-6
53008210	NP231J	UMT207-10
53008211	NP231J	UMT207-4
53008212	NP231J	UMT207-4
53008223	NP242	UMT208-1
53008249	NP231D	UMT308-1
53008607	NP241DHD	UMT313-1
53009359	NP242J	UMT208-5
68071706AA	P.T.U. UNIT	UMT271
68069711AA		UMT333-1
89048544	BW4482	UMT140
8953003927	NP231J	UMT207-5
8953004269	NP242J	UMT208-1
8953004271	NP231J	UMT207-10
8953004272	NP231AMC	UMT207-4
8953004301	NP231J	UMT207-5
8953004328	NP231AMC	UMT207-4
1C34-HA	NP271F	UMT432-1
1C34-JA	NP273F	UMT433-1
1C34-KA	NP271F	UMT432-2
1C34-LA	NP273F	UMT433-2
1L24-AF	BW4410	UMT429-4
1L24-AG	BW4410	UMT429-4
1L24-AH	BW4410	UMT429-4
1L24-AJ	BW4410	UMT429-4
1L24-AK	BW4410	UMT429-4
1L24-AL	BW4410	UMT429-4
1L24-BD	BW4411	UMT429-5
1L24-BE	BW4411	UMT429-5
1L24-BF	BW4411	UMT429-5
1L24-BH	BW4411	UMT429-5
1L24-BJ	BW4411	UMT429-5
1L24-BK	BW4411	UMT429-5
1L54-AB	BW1354	UMT427-2
1L54-AC	BW1354	UMT427-2
1L54-BB	BW1354	UMT427-3
1L54-CC	BW1354	UMT427-2
1L54-CE	BW1354	UMT427-2
2L14-AA	BW4416	UMT420-3

Tag Number	Type	ReTech No.
2L14-AG	BW4416	UMT420-3
2L14-AL	BW4416	UMT420-3
2L14-BA	BW4416	UMT420-3
2L14-BB	BW4416	UMT420-3
2L14-BC	BW4416	UMT420-3
2L14-BG	BW4416	UMT420-3
2L24-AA	BW1354	UMT427-2
2L54-BA	BW1354	UMT427-3
2L84-4201-AA		UMT435
3C34-AA	NP273F	UMT433-3
3C34-BA	NV271F	UMT432-3
3C54BC	BW4411	UMT429-13
3C54-CB	BW4411	UMT429-13
3L24-AA	BW1354	UMT427-2
3L24-AB	BW1354	UMT427-2
3L54-BA	BW1354	UMT427-2
3L54-CA	BW1354	UMT427-2
3L54-HA	BW1354	UMT427-2
3L84-AA		UMT434
4C34-AA	NP273F	UMT433-3
4C34-AB	NV273F	UMT433-3
4C34-AD	NP273F	UMT433-3
4C34-BA	NV271F	UMT432-3
4C34-BD	NV271F	UMT432-3
4C34-HD	NV271F	UMT432-1
4C34-JC	NV273F	UMT433-1
4C54-AD	BW4411	UMT429-13
4L14-AA	BW4416	UMT420-3
4L14-BA	BW4416	UMT420-3
4L24-AB	BW4411	UMT429-6
4L24-AC	BW4411	UMT429-6
4L24-AE	BW4411	UMT429-6
4L24-AF	BW4411	UMT429-6
4L24-BA	BW4410	UMT429-4
4L24CA	BW1354	UMT427-2
4L34-AA	BW4406	UMT419-2
4L34-BA	BW4406	UMT420-2
4L34-BB	BW4406	UMT420-2
4L34-BC	BW4406	UMT420-2
4L54-CA	BW1354	UMT427-2
4L54-CB	BW1354	UMT427-2
4L54-CC	BW1354	UMT427-2
5C34-AA	NV273F	UMT433-3
5C34-AB	NV273F	UMT433-3
5C34-AF	NV273F	UMT433-3
5C34-AG	NV273F	UMT433-3
5C34-BA	NV271F	UMT432-3
5C34-BC	NV271F	UMT432-3
5C34-BF	NV271F	UMT432-3
5C34-BH	NV271F	UMT432-3
5C34-JE	NV273F	UMT433-1
5C34-JF	NV273F	UMT433-1
5C34-SE	NV273F	UMT433-1
5L14-AC	BW4416	UMT420-3
5L14-BD	BW4416	UMT420-3

**TRANSFER CASE
CROSS REFERENCE
TAG NUMBER TO ReTech NUMBER**

Tag Number	Type	ReTech No.
5L14-BE	BW4416	UMT420-3
5L14-BF	BW4416	UMT420-3
5L14-BG	BW4416	UMT420-3
5L14-BH	BW4416	UMT420-3
5L14-BJ	BW4416	UMT420-3
5L14-BK	BW4416	UMT420-3
5L24-AB	BW1354	UMT427-2
5L24-AC	BW1354	UMT427-2
5L34-AE	BW4406	UMT419-2
5L34-AF	BW4406	UMT419-2
5L34-BA	BW4406	UMT420-2
5L34-BH	BW4406	UMT420-2
5L54-AB	BW1354	UMT427-2
5L74-AB	BW4416	UMT420-4
5L74-AC	BW4416	UMT420-4
5L74-AD	BW4416	UMT420-4
5L74-AE	BW4416	UMT420-4
5L74-AF	BW4416	UMT420-4
5L74-AG	BW4416	UMT420-4
5L74-AH	BW4416	UMT420-4
5L74-AJ	BW4416	UMT420-4
5L74-AK	BW4416	UMT420-4
5L84-BA	P.T.U. UNIT	UMT434
6C34-AA	NV273F	UMT433-3
6C34-BA	NV271F	UMT432-3
6L14-BB	BW4416	UMT420-3
6L14-BD	BW4416	UMT420-3
6L24-A	BW4412	UMT429-7
6L24-AF	BW4412	UMT429-7
6L24-AG	BW4412	UMT429-7
6L24-AH	BW4412	UMT429-7
6L24-B	BW4412	UMT429-8
6L24-BF	BW4412	UMT429-8
6L24-DD	BW4412	UMT429-8
6L24-DE	BW4412	UMT429-8
6L24-DF	BW4412	UMT429-8
6L24-DG	BW4412	UMT429-8
6L24-DH	BW4412	UMT429-8
6L24-GB	BW4412	UMT429-7
6L24-GD	BW4412	UMT429-7
6L24-HB	BW4412	UMT429-8
6L24-HD	BW4412	UMT429-8
6L34-AC	BW4406	UMT420-5
6L34-AE	BW4406	UMT420-5
6L34-BA	BW4406	UMT420-2
6L34-BC	BW4406	UMT420-2
6L34-BD	BW4406	UMT420-2
6L34-CA	BW4406	UMT419-2
6L34-CC	BW4406	UMT419-2
6L54-AD	BW1354	UMT427-2
6L54-AE	BW1354	UMT427-2
6L74-AA	BW4416	UMT420-4
6L74-AB	BW4416	UMT420-4
6L74-AD	BW4416	UMT420-4
6L84-AA	P.T.U. UNIT	UMT434

Tag Number	Type	ReTech No.
7A24-CK	BW4412	UMT429-9
7A24-IC	BW4412	UMT429-9
7A24-JB	BW4412	UMT429-9
7A24-KB	BW4412	UMT429-10
7A24-LB	BW4412	UMT429-9
7C34-AA	NV273F	UMT433-4
7C34-AB	NV273F	UMT433-4
7C34-AD	NV273F	UMT433-4
7C34-BA	NV271F	UMT432-4
7C34-BB	NV271F	UMT432-4
7C34-BD	NP271F	UMT432-4
7C34-BE	NP271F	UMT432-4
7C34-CB	NV273F	UMT433-4
7C34-CD	NV273F	UMT433-4
7C34-DA	NV273F	UMT433-5
7C34-DB	NV273F	UMT433-5
7C34-DC	NV273F	UMT433-5
7C34-EC	NV271F	UMT432-5
7C34-G	NV271F	UMT432-3
7E53-BE	P.T.U. UNIT	UMT437
7E53-BF	P.T.U. UNIT	UMT437
7E53-BG	P.T.U. UNIT	UMT437
7E53-BH	P.T.U. UNIT	UMT437
7E53-BJ	P.T.U. UNIT	UMT437
7E53-BL	P.T.U. UNIT	UMT437
7L14-BK	BW4417	UMT431-1
7L14-BL	BW4417	UMT431-1
7L14-BM	BW4417	UMT431-1
7L24-AB	BW4412	UMT429-7
7L24-B	BW4412	UMT429-8
7L24-C	BW4412	UMT429-8
7L24-CC	BW4414	UMT429-12
7L24-KB	BW4412	UMT429-9
7L24-MB	BW4412	UMT429-10
7L84-AA	P.T.U. UNIT	UMT434
7T437251BG	P.T.U. UNIT	UMT436
7T437251BH	P.T.U. UNIT	UMT436
7T437251BJ	P.T.U. UNIT	UMT436
8A24-AB	BW4412	UMT429-7
8A24-LA	BW4412	UMT429-9
8A24-MA	BW4412	UMT429-10
8L14-AA	BW4417	UMT431-1
8L24-AB	BW4412	UMT429-7
8L24-AC	BW4412	UMT429-7
8L24-CA	BW4414	UMT429-12
8L24-CB	BW4412	UMT429-12
8L24-DA	BW4412	UMT429-8
8L24-DB	BW4412	UMT429-8
8L24-HA	BW4412	UMT429-11
8L34-AB	BW4406	UMT420-5
8L34-BA	BW4406	UMT420-2
8L34-CA	BW4406	UMT419-2
8L34-C	BW4406	UMT420-2
8L34-E	BW4406	UMT420-2
8L54-AA	BW1354	UMT427-2

**TRANSFER CASE
CROSS REFERENCE
TAG NUMBER TO ReTech NUMBER**

Tag Number	Type	ReTech No.
8L-84-AA	P.T.U. UNIT	UMT434
8L-84-BA	P.T.U. UNIT	UMT434
8T437251AA	P.T.U. UNIT	UMT436
8T437251AB	P.T.U. UNIT	UMT436
8T437251AC	P.T.U. UNIT	UMT436
9L24-AA	BW4412	UMT429-7
9L34-AA	BW4418	UMT431-2
9L34-AE	BW4418	UMT431-2
9L34-BD	BW4419	UMT420-6
9L54-AA	BW1354	UMT427-2
AA83-BB	P.T.U. UNIT	UMT436
AL34-BA	BW4418	UMT431-2
AL34-BB	BW4418	UMT431-2
AL34-CB	BW4419	UMT420-6
AL34-CC	BW4419	UMT420-6
AT43-AB	P.T.U. UNIT	UMT436
AT43-AD	P.T.U. UNIT	UMT436
AT43-DE	P.T.U. UNIT	UMT436
BC34-EC	NP273F	UMT433-5
BC34-AB	1628F	UMT433-6
BC34-AC	1628F	UMT433-6
BC34-AD	1628F	UMT433-6
BC34-BB	1128F	UMT432-6
BC34-FB	1128F	UMT432-7
BC 34-FC	1128F	UMT432-7
BC34-FD	1128F	UMT432-7
BC34-FG	1128F	UMT432-7
BC34-GA	1128F	UMT432-6
BC34-GB	1128F	UMT432-6
BC34-GC	1128F	UMT432-6
BC34-GE	1128F	UMT432-6
BL34-AA	BW4418	UMT431-2
BL34-BA	BW4418	UMT431-2
BL34-CB	BW4419	UMT420-6
BC34-EB	1628F	UMT433-7
BC34-EC	1628F	UMT433-7
BC34-EE	1628F	UMT433-7
E1TA-BA	NP208F	UMT403
E1TA-CA	NP208F	UMT403
E1TA-EA	NP208F	UMT403
E1TA-GA	NP208F	UMT403
E2TA-HA	NP208F	UMT403
E2TA-JA	NP208F	UMT403
E2TA-LA	NP208F	UMT403
E3TA-RA	NP208F	UMT403
E3TA-SA	NP208F	UMT403
E3TA-TA	NP208F	UMT403
E4TA-AA	NP208F	UMT402
E4TA-CA	NP208F	UMT402
E4TA-FA	NP208F	UMT403
E4TA-GA	NP208F	UMT403
E5TA-TA	NP208F	UMT403
E7TA-GA	BW1356	UMT415-2
E7TA-HA	BW1356	UMT416-2
E8TA-AA	BW1356	UMT415-2

Tag Number	Type	ReTech No.
E8TA-CA	BW1356	UMT415-2
E8TA-DA	BW1356	UMT416-2
E8TA-RA	BW1356	UMT416-2
E9TA-KA	BW1345	UMT404
E9TA-KB	BW1345	UMT404
E9TA-KC	BW1345	UMT404
E9TA-LA	BW1345	UMT404
E9TA-LB	BW1345	UMT404
E9TA-MB	BW1356	UMT413
E9TA-RB	BW1356	UMT412-1
E9TA-SA	BW1356	UMT415-1
E9TA-TA	BW1356	UMT415-1
E9TA-UA	BW1356	UMT416-1
E9TA-VA	BW1356	UMT416-1
EOTA-AA	NP208F	UMT403
EOTA-AB	NP208F	UMT403
EOTA-DB	NP208F	UMT403
F17A-GA	BW1354	UMT410
F1TA-CA	BW1356	UMT413
F1TA-EA	BW1356	UMT417
F1TA-EB	BW1356	UMT417
F1TA-FA	BW1356	UMT417
F27A-JA	BW1354	UMT410
F29A-GA	DANA TC28	UMT430-1
F29A-GB	DANA TC28	UMT430-1
F2TA-AB	BW1356	UMT415-1
F2TA-BB	BW1356	UMT416-1
F2TA-CA	BW1356	UMT413
F2TA-DB	BW1356	UMT412-1
F2TA-FA	BW1356	UMT417
F37A-BA	BW1354	UMT409
F37A-BD	BW1354	UMT409
F39A-CA	DANA TC28	UMT430-1
F39A-CB	DANA TC28	UMT430-1
F39A-CC	DANA TC28	UMT430-1
F47A-DA	BW1354	UMT410
F47A-EA	BW1354	UMT409
F57A-AA	BW1354	UMT425
F57A-BA	BW1354	UMT409
F57A-CA	BW4405	UMT418
F57A-JA	BW1354	UMT425
F5TA-DA	BW4407	UMT422
F5TA-EA	BW4407	UMT423
F5TA-FA	BW1356	UMT417
F5TA-GA	BW1356	UMT413
F5TA-HA	BW1356	UMT415-1
F5TA-JA	BW1356	UMT416-1
F5TA-KA	BW1356	UMT413
F5TA-LA	BW1356	UMT417
F5TA-MA	BW1356	UMT412-1
F65A-AC	BW4406	UMT419-1
F65A-AD	BW4406	UMT419-1
F65A-DC	BW4406	UMT420-1
F65A-DD	BW4406	UMT420-1
F65A-GA	BW4406	UMT419-1

**TRANSFER CASE
CROSS REFERENCE
TAG NUMBER TO ReTech NUMBER**

Tag Number	Type	ReTech No.
F65A-HA	BW4406	UMT420-1
F67A-EA	BW4404	UMT426
F67A-EB	BW4404	UMT426
F67A-MA	BW4404	UMT426
F67A-MB	BW4404	UMT426
F67A-MC	BW4404	UMT426
F67A-MD	BW4404	UMT426
F67A-ME	BW4404	UMT426
F67A-RA	BW4405	UMT428
F67A-AAA	BW1356	UMT417
F67A-ABA	BW1356	UMT412-1
F67A-JA	BW4407	UMT422
F67A-SA	BW4407	UMT422
F67A-TA	BW4407	UMT422
F67A-UA	BW4407	UMT423
F67A-XA	BW1356	UMT415-1
F67A-YA	BW1356	UMT416-1
F75A-CA	BW4405	UMT418
F75A-CB	BW4406	UMT421
F75A-CC	BW4406	UMT421
F75A-CD	BW4406	UMT421
F75A-GA	BW4406	UMT419-1
F75A-GB	BW4406	UMT419-1
F75A-HA	BW4406	UMT420-1
F75A-HB	BW4406	UMT420-1
F77A-GA	BW4405	UMT428
F77A-VA	BW4404	UMT429-2
F79A-HA	DANA TC28	UMT430-1
F79A-HB	DANA TC28	UMT430-1
F81A-HB	NP271F	UMT432-1
F81A-JD	NP273F	UMT433-1
F81A-KC	NP271F	UMT432-2
F81A-LE	NP273F	UMT433-2
F85A-AA	BW4406	UMT419-1
F87A-AA	BW1354	UMT427-1
F87A-BA	BW1354	UMT425
F87A-CA	BW4405	UMT424
F87A-EA	BW4404	UMT429-1

Tag Number	Type	ReTech No.
F87A-EB	BW4404	UMT429-1
F87A-EC	BW4404	UMT429-1
F87A-FA	BW1354	UMT425
FO7A-AB	BW1354	UMT409
FO7A-AD	BW1354	UMT409
F07A-BB	BW1354	UMT427-1
F07A-BC	BW1354	UMT427-1
FO7A-BB	BW1354	UMT410
FO7A-BC	BW1354	UMT410
FO7A-GA	BW1354	UMT409
FO7A-HA	BW1354	UMT410
FOTA-MA	BW1345	UMT404
FOTA-NA	BW1345	UMT404
FOTA-PA	BW1356	UMT415-1
FOTA-RA	BW1356	UMT415-1
FOTA-SA	BW1356	UMT416-1
FOTA-TA	BW1356	UMT416-1
FOTA-VA	BW1356	UMT413
FOTA-XA	BW1356	UMT412-1
FOTA-YA	BW1356	UMT412-1
P3C34-AA	NP273F	UMT433-3
PEC12447125	242AMG	UMT315-4
TPT35400316	GetRag PTU UNIT	UMT270
XL14-AA	BW4406	UMT431
XL14-AC	BW4406	UMT431
XL14-AD	BW4406	UMT431
XL24-AA	BW4405	UMT424
XL24-CA	BW4405	UMT424
XL24-CB	BW4405	UMT424
XL34-AA	BW4406	UMT419-2
XL34-AB	BW4406	UMT419-2
XL34-AC	BW4406	UMT419-2
XL34-BA	BW4406	UMT420-2
XL34-BB	BW4406	UMT420-2
XL34-BC	BW4406	UMT420-2
XL54-AA	BW1354	UMT427-1
YL24-AA	BW4405	UMT424
YL54-AA	BW1354	UMT427-2

**TRANSFER CASE
CROSS REFERENCE
ReTech TO TAG NUMBER**

ReTech No.	Type	Tag Number
UMT100	BW1372 or BW4472	1598931-DA
UMT100	BW1372 or BW4472	15648651
UMT100	BW4472	15672918
UMT100	BW1372 or BW4472	15963557
UMT101	BW4472	15998931
UMT101	BW1372 or BW4472	15998991
UMT102	BW1372 or BW4472	15685141
UMT102	BW1372 or BW4472	15960128
UMT103	BW1372 or BW4472	15026806
UMT103	BW1372 or BW4472	15026806-NX
UMT103	BW1372 or BW4472	15703287
UMT103	BW1372 or BW4472	15703287-DB
UMT103-2	BW4473	12577405
UMT103-2	BW4473	12579766
UMT103-2	BW4473	12581473
UMT103-2	BW4473	12589602
UMT103-2	BW4473	15745996
UMT103-2	BW4473	24232846
UMT103-2	BW4473	24234170
UMT103-2	BW4473	24236035
UMT103-2	BW4473	24237892
UMT103-2	BW4473	24240839
UMT103-2	BW4473	24243305
UMT103-2	BW4473	24246035
UMT103-2	BW4473	24246930
UMT103-3	BW4481	12575087
UMT103-3	BW4481	12576706
UMT103-3	BW4481	12578859
UMT103-3	BW4481	12580561
UMT103-3	BW4481	12581644
UMT103-3	BW4481	12588229
UMT103-3	BW4481	12589499
UMT103-3	BW4481	24231475
UMT103-3	BW4481	24232827
UMT103-4	BW4476	12582278
UMT103-4	BW4476	12582279
UMT103-4	BW4476	12582280
UMT103-4	BW4476	12586994
UMT103-4	BW4476	12587968
UMT103-4	BW4476	12587984
UMT103-4	BW4476	12589500
UMT103-4	BW4476	19132968
UMT103-4	BW4476	24233825
UMT103-4	BW4476	24233826
UMT103-4	BW4476	24233827
UMT103-4	BW4476	24234955
UMT103-4	BW4476	24238468
UMT103-4	BW4476	24238469
UMT103-4	BW4479	24243365
UMT103-4	BW4479	24243366
UMT103-4	BW4479	24250536
UMT103-5	BW4477	24243883
UMT103-5	BW4477	24245473
UMT103-5	BW4477	24249544

ReTech No.	Type	Tag Number
UMT103-6	BW4479	24243367
UMT103-6	BW4479	24241260
UMT104-2	NP231C	15672848
UMT104-2	NP231C	15677637
UMT104-2	NP231C	15986100
UMT104-3	NP231C	15972513
UMT106-1	NP231C	15675125
UMT106-1	NP231C	15684250
UMT107-1	NP233C	15672766
UMT107-1	NP233C	15675129
UMT107-1	NP233C	15684251
UMT107-1	NP233C	15964732
UMT107-1	NP233C	15966135
UMT107-1	NP233C	15982655
UMT107-1	NP233C	15986135
UMT108-1	NP233C	15672820
UMT108-2	NP233C	15960130
UMT108-2	NP233C	15986101
UMT108-2	NP233C	15986161
UMT108-3	NP233C	15011634
UMT108-3	NP233C	15015512
UMT108-3	NP233C	15046326
UMT108-3	NP233C	15048303
UMT108-3	NP233C	15972514
UMT108-3	233C	24230628
UMT108-3	233C	24233416
UMT108-3	NP233C	24228412
UMT108-3	NP233C	24236609
UMT109	NP241C	15575349
UMT109	NP241C	15603968
UMT109	NP241C	15604178
UMT109	NP241C	15611486
UMT109	NP241C	15611786
UMT109	NP241C	15622871
UMT109	NP241C	15641486
UMT109	NP241C	15649710
UMT109	NP241C	15659710
UMT109	NP241C	15659719
UMT110	NP241C	15575348
UMT110	NP241C	15603967
UMT110	NP241C	15604177
UMT110	NP241C	15611485
UMT110	NP241C	15622870
UMT110	NP241C	15659718
UMT110	NP241C	15659737
UMT110	NP241C	15675348
UMT110	NP241C	15696731
UMT110	NP241C	15696733
UMT110	NP241C	15965649
UMT110	NP241C	15965651
UMT110	NP241C	15982717
UMT110	NP241C	15982719
UMT111	NP241C	15961729
UMT111	NP241C	15982720

**TRANSFER CASE
CROSS REFERENCE
ReTech TO TAG NUMBER**

ReTech No.	Type	Tag Number
UMT112	NP241C	15696749
UMT112	NP241C	15965650
UMT112	NP241C	15982718
UMT114-1	NP243C	15049047
UMT114-1	NP243C	15049048
UMT114-1	NP243C	15736237
UMT114-1	NP243C	15736297
UMT114-1	NP243C	15970050
UMT114-1	243C	24228428
UMT114-2	NP243C	15045749
UMT114-2	243C	15052508
UMT114-2	NP243C	15052509
UMT114-2	NP243C	15735269
UMT114-2	NP243C	15970052
UMT114-2	243C	24225749
UMT114-2	243C	24228430
UMT116-1	BW4401	15683858
UMT116-1	BW4401	15997308
UMT116-2	BW4401	15607554
UMT116-2	BW4401	15622873
UMT116-2	BW4401	15659693
UMT116-2	BW4401	15696734
UMT116-2	BW4401	15965652
UMT117-1	BW4401	1593372
UMT117-1	BW4401	15016965
UMT117-1	BW1370 or BW4401	15733774
UMT117-1	BW4401	15997311
UMT118-1	BW4401	15607553
UMT118-1	BW4401	15659498
UMT118-1	BW4401	15696735
UMT118-1	BW4401	15965653
UMT119-1	BW4401	15683857
UMT119-1	BW4401	15997307
UMT120-1	BW4401	15016964
UMT120-1	BW1370 or BW4401	15733773
UMT120-1	BW4401	15963371
UMT120-1	BW1370 or BW4401	15997310
UMT121-1	BW4470	15024386
UMT121-1	BW4470	15733772
UMT121-1	BW4470	15963370
UMT121-1	BW4470	15997309
UMT123-1	BW4470	15683856
UMT123-1	BW4470	15997306
UMT123-2	BW4470	15622875
UMT123-2	BW4470	15659694
UMT123-2	BW4470	15696736
UMT123-2	BW4470	15965654
UMT126-1	NP241C	15045746
UMT126-1	NP241C	15733770
UMT126-1	NP241C	15733771
UMT126-1	NP241C	15981697
UMT126-1	NP241C	15986098
UMT126-1	NP241C	15986099
UMT127	NP241C	15045744
UMT127	NP241C	15733758

ReTech No.	Type	Tag Number
UMT127	NP241C	15733768
UMT127	NP241C	15986096
UMT127	NP241C	24228422
UMT128	NP241C	15045745
UMT128	NP241C	15733769
UMT128	NP241C	15986097
UMT128	NP241C	24228423
UMT135	136GM	12572908
UMT135	136GM	12581024
UMT135	136GM	12585259
UMT135	136GM	15004509
UMT135	136GM	15035131
UMT135	136GM	15035136
UMT135	136GM	15048275
UMT135	136GM	15048306
UMT135	136GM	15154947
UMT135	NP136	24228434
UMT135	136GM	24231581
UMT136-1	236GM	12572906
UMT136-1	236GM	12581025
UMT136-1	NV246GM	12585260
UMT136-1	236GM	15035132
UMT136-1	236GM	15048305
UMT136-1	236GM	24228421
UMT136-1	NV236GM	24231532
UMT136-1	236GM	24231582
UMT136-2	226GM	12577425
UMT136-2	226GM	12580320
UMT136-2	226GM	12580321
UMT136-2	226GM	12585314
UMT136-2	226GM	12585316
UMT136-2	226GM	12588508
UMT136-2	226GM	15155589
UMT136-2	NV226HD	15762810
UMT136-2	NV226	24228408
UMT136-2	226GM	24236607
UMT136-2	226GM	24238837
UMT136-2	226GM	24242114
UMT136-2	226GM	24242561
UMT136-3	126GM	12577426
UMT136-3	126GM	12580322
UMT136-3	126GM	12580847
UMT136-3	126GM	12585315
UMT136-3	126GM	12585317
UMT136-3	126GM	15155588
UMT136-3	NP126GM	24236608
UMT136-3	126GM	24238838
UMT136-3	126GM	24242115
UMT136-3	126GM	24242560
UMT136-3	126GM	24249554
UMT136-3	126GM	24228437
UMT136-4	120GM	24234169
UMT136-4	120GM	24238836
UMT136-4	120GM	24242113
UMT137-1	NV246GM	12572904

**TRANSFER CASE
CROSS REFERENCE
ReTech TO TAG NUMBER**

ReTech No.	Type	Tag Number
UMT137-1	NV246GM	12575125
UMT137-1	NV246GM	15007093
UMT137-1	NV246GM	15017351
UMT137-1	NV246GM	15017912
UMT137-1	NV246GM	15017942
UMT137-1	NV246GM	15037093
UMT137-1	NV246GM	15037351
UMT137-1	NV246GM	15039438
UMT137-1	NV246GM	15052506
UMT137-1	NV246GM	15709322
UMT137-1	NV246GM	15753790
UMT137-1	246GM	15761465
UMT137-1	NV246GM	15769438
UMT137-1	246GM	24228404
UMT137-1	NV246GM	24228410
UMT137-2	NV246GM	12572905
UMT137-2	NV246GM	15007094
UMT137-2	NV246GM	15017913
UMT137-2	NV246GM	15034939
UMT137-2	NV246GM	15037352
UMT137-2	NV246GM	15039439
UMT137-2	NV246GM	15753791
UMT137-2	NV246GM	15772806
UMT137-2	NV246GM	24228403
UMT137-2	NV246GM	24228415
UMT137-3	149GM	12579914
UMT137-3	NV149	12588522
UMT137-3	149GM	15064084
UMT137-3	149GM	15760035
UMT137-3	NV149	24228426
UMT137-4	NV246GM	12577834
UMT137-4	NV246GM	12578116
UMT137-4	NV246GM	12580184
UMT137-4	NV246GM	12580859
UMT137-4	NV246GM	12584880
UMT137-4	NV246GM	12585239
UMT137-4	NV246GM	12586466
UMT137-4	246GM	24228420
UMT137-4	NV246	24233725
UMT137-4	246GM	24237189
UMT137-4	246GM	24238532
UMT137-4	246GM	24239524
UMT137-4	246GM	24240015
UMT137-4	246GM	24237286
UMT137-5	NV246GM	12575942
UMT137-5	NV246GM	12577835
UMT137-5	NV246GM	12580185
UMT137-5	NV246GM	12580860
UMT137-5	NV246GM	12584881
UMT137-5	NV246GM	12585240
UMT137-5	NV246GM	12586467
UMT137-5	246GM	24228439
UMT137-5	NV246	24233726
UMT137-5	246GM	24237190
UMT137-5	NV246GM	24237288

ReTech No.	Type	Tag Number
UMT137-5	246GM	24238533
UMT137-5	246GM	24238848
UMT137-5	246GM	24239525
UMT137-5	246GM	24240016
UMT138-1	GM261LD	12576434
UMT138-1	GM261LD	12579910
UMT138-1	GM261LD	12581005
UMT138-1	NV261	12588517
UMT138-1	GM261LD	15039436
UMT138-1	261LD	15046964
UMT138-1	GM261LD	15753787
UMT138-1	GM261HD	24228409
UMT138-1	261LD	24238189
UMT138-2	NV261LD	12576435
UMT138-2	GM261LD	12579911
UMT138-2	261GM	12581006
UMT138-2	NV261LD	12588518
UMT138-2	261GM	15039437
UMT138-2	261LD	15046965
UMT138-2	261GM	15709260
UMT138-2	261GM	15753788
UMT138-2	261LD	24228419
UMT138-2	261LD	24238190
UMT139-1	GM261HD	12576436
UMT139-1	GM261HD	12576437
UMT139-1	GM261HD	12579912
UMT139-1	GM261HD	12579913
UMT139-1	GM261HD	12581007
UMT139-1	GM261HD	12581008
UMT139-1	NV261	12588519
UMT139-1	NV261	12588520
UMT139-1	261GM	15023640
UMT139-1	GM261HD	15045471
UMT139-1	GM261HD	15046966
UMT139-1	261GM	15709254
UMT139-1	GM261HD	15753789
UMT139-1	GM261HD	24228405
UMT139-1	GM261HD	24228435
UMT139-1	GM261HD	24238191
UMT139-1	GM261HD	24238192
UMT139-1	GM261HD	24238844
UMT139-3	GM263XHD	12573382
UMT139-3	GM263XHD	12575648
UMT139-3	GM263XHD	12576352
UMT139-3	GM263XHD	12579909
UMT139-3	GM263XHD	12581004
UMT139-3	GM263XHD	12584758
UMT139-3	GM263XHD	12585237
UMT139-3	GM263XHD	12588516
UMT139-3	GM263XHD	15005450
UMT139-3	GM263XHD	15772805
UMT139-3	263XHD	24228411
UMT139-3	263XHD	24238188
UMT139-3	263XHD	24238841
UMT139-3	263GM	24228417

**TRANSFER CASE
CROSS REFERENCE
ReTech TO TAG NUMBER**

ReTech No.	Type	Tag Number
UMT139-4	GM261XHD	12573381
UMT139-4	GM261XHD	12579907
UMT139-4	GM261XHD	12581002
UMT139-4	GM261XHD	12588514
UMT139-4	GM261XHD	15023641
UMT139-4	GM261XHD	15772804
UMT139-4	GM261XHD	24228406
UMT139-4	261XHD	24238186
UMT139-4	261XHD	24238839
UMT139-5	GM263HD	12575647
UMT139-5	GM263HD	12576351
UMT139-5	GM263HD	12576370
UMT139-5	GM263HD	12579582
UMT139-5	GM263HD	12579708
UMT139-5	GM263HD	12579908
UMT139-5	GM263HD	12579915
UMT139-5	GM263HD	12581003
UMT139-5	GM263HD	12581010
UMT139-5	GM263HD	12584757
UMT139-5	GM263HD	12584759
UMT139-5	GM263HD	12585236
UMT139-5	GM263HD	12588515
UMT139-5	GM263HD	15005449
UMT139-5	GM263HD	15057934
UMT139-5	263HD	12588104
UMT139-5	263HD	12588521
UMT139-5	263HD	24228407
UMT139-5	263HD	24228416
UMT139-5	263HD	24238193
UMT139-5	GM263HD	24228436
UMT139-5	263HD	24238187
UMT139-5	263HD	24238840
UMT139-6	273GM	12573073
UMT139-6	273C	24235129
UMT139-6	273C	24238814
UMT139-6	273C	24252845
UMT140	BW4482	12575088
UMT140	BW4482	12576707
UMT140	BW4482	12578860
UMT140	BW4482	12580453
UMT140	BW4482	12580560
UMT140	BW4482	12581643
UMT140	BW4482	12588228
UMT140	BW4482	12589498
UMT140	BW4482	12593678
UMT140	BW4482	24231474
UMT140	BW4482	24232826
UMT140	BW4482	89048544
UMT141-1	MP3023LD	12587651
UMT141-1	MP3023LD	19125650
UMT141-1	MP3023LD	24243562
UMT141-1	MP3023LD	24247208
UMT141-1	MP3023LD	24250862
UMT141-1	2023LD	24252681
UMT141-2	MP1222LD	12578111

ReTech No.	Type	Tag Number
UMT141-2	MP1222LD	19125657
UMT141-2	MP1222LD	24243013
UMT141-2	MP1222LD	24245264
UMT141-2	MP1222LD	24245991
UMT141-2	MP1222LD	24247212
UMT141-2	MP1222LD	24252685
UMT141-2	MP1222LD	24261507
UMT141-3	MP1225HD	12578114
UMT141-3	MP1225HD	19125659
UMT141-3	MP1225HD	24243014
UMT141-3	MP1225HD	24245993
UMT141-3	MP1225HD	24247214
UMT141-3	MP1225HD	24252687
UMT141-4	MP1226XHD	12578115
UMT141-4	MP1226XHD	19125660
UMT141-4	MP1226XHD	19125672
UMT141-4	MP1226XHD	24243015
UMT141-4	MP1226XHD	24253512
UMT141-4	MP1226XHD	24243560
UMT141-4	MP1226XHD	24244453
UMT141-4	MP1226XHD	24245112
UMT141-4	MP1226XHD	24247207
UMT141-4	MP1226XHD	24252680
UMT141-5	MP3023HD	12587652
UMT141-5	MP3023HD	24245994
UMT141-5	MP3023HD	24247215
UMT141-5	MP3024HD	24256220
UMT141-6	MP1626XHD	12578110
UMT141-6	MP1626XHD	19125656
UMT1416	MP1626XHD	19125671
UMT141-6	MP1626XHD	24244451
UMT141-6	MP1626XHD	24245990
UMT141-6	MP1626XHD	24247209
UMT141-6	MP1626XHD	24250863
UMT141-6	MP1626XHD	24252682
UMT141-6	MP1626XHD	24253511
UMT141-7	MP3023LD	24237462
UMT141-7	MP3023LD	24239189
UMT141-7	MP3023LD	24243564
UMT141-7	MP3023LD	24247210
UMT141-7	MP3023LD	24250805
UMT141-7	MP3023LD	24250864
UMT141-7	MP3023LD	24250866
UMT141-7	MP3023LD	24252679
UMT141-7	MP3023LD	24252683
UMT141-7	MP3023LD	24253505
UMT141-7	MP3023LD	24256217
UMT141-7	MP3023LD	24256219
UMT141-7	MP3023LD	24256475
UMT141-7	MP3023LD	24256476
UMT141-8	MP1222LD	19125658
UMT141-8	MP1222LD	24245350
UMT141-8	MP1222LD	24247211
UMT141-8	MP1222LD	24252684
UMT141-9	MP1625HD	24244450

**TRANSFER CASE
CROSS REFERENCE
ReTech TO TAG NUMBER**

ReTech No.	Type	Tag Number
UMT141-9	MP1625HD	24245992
UMT141-9	MP1625HD	24247213
UMT141-9	MP1625HD	24250865
UMT141-9	MP1625HD	24252686
UMT141-9	MP1625HD	12578109
UMT141-10	MP1626XHD	24245111
UMT141-10	MP1626XHD	24257577
UMT141-11		24261510
UMT142	BW4485	24237966
UMT142	BW4485	24238887
UMT142	BW4485	24243314
UMT142	BW4485	24246762
UMT142	BW4485	24239034
UMT150	P.T.U. UNIT	12581120
UMT150	P.T.U. UNIT	24244152
UMT150	P.T.U. UNIT	24244527
UMT150	P.T.U. UNIT	24246213
UMT150	P.T.U. UNIT	24247692
UMT150	P.T.U. UNIT	24248383
UMT160	P.T.U. UNIT	10363356
UMT160	P.T.U. UNIT	19132828
UMT160-1	NVG900	12575867
UMT160-1	NVG900	19132829
UMT160-1	NVG900	22681966
UMT160-1	NVG900	24257133
UMT160-2	GET RAG 760	24244573
UMT160-2	GET RAG 760	24246665
UMT170	T-150	12583403
UMT170	T-150	24235740
UMT170	T-150	24240570
UMT170	T-150	24243641
UMT170	T-150	24251671
UMT207-1	NP231J	52093497
UMT207-1	NP231J	52097522
UMT207-1	NP231J	52097695
UMT207-1	NP231J	52097890
UMT207-1	NP231J	52098362
UMT207-1	NP231J	52098487
UMT207-1	NP231J	52099695
UMT207-1	NP231J	53005382
UMT207-1	NP231J	53006096
UMT207-10	NP231J	52097893
UMT207-10	NP231J	52098563
UMT207-10	NP231J	53004271
UMT207-10	NP231J	53006094
UMT207-10	NP231J	53008210
UMT207-10	NP231J	8953004271
UMT207-11	DANA300	5361994
UMT207-11	DANA300	5364854
UMT207-12	NP231J	52111252
UMT207-12	NP231J	52111252AA
UMT207-12	NP231J	52111252AB
UMT207-12	NP231J	52111252AD
UMT207-13	NV231J	52099421AA
UMT207-13	NV231J	52099421AC
UMT207-13	NV231J	52099421AD
UMT207-7	NP231J	52099310

ReTech No.	Type	Tag Number
UMT207-13	NV231J	52099421AE
UMT207-13	NV231J	52099421AF
UMT207-13	NV231J	52099421AG
UMT207-13	NV231J	52099421AH
UMT207-14	NP241J	52111013AA
UMT207-14	NP241J	52111013AB
UMT207-14	NP241J	52111013AC
UMT207-14	NP241J	52111013AD
UMT207-15	NV231J	52105887AC
UMT207-15	231J	52105887
UMT207-16	241J	52853311AB
UMT207-16	241J	52853311AC
UMT207-16	241J	52853311AD
UMT207-16	241J	52853311AE
UMT207-17	241J	52853400AB
UMT207-17	241J	52853400AC
UMT207-18	241J	52853412AB
UMT207-19	241J	52853382AB
UMT207-19	241J	52853412AC
UMT207-19	241J	52111013AF
UMT207-19	241J	52111013AG
UMT207-19	241J	52111013AH
UMT207-2	NP231J	52093212
UMT207-2	NP231J	52098480
UMT207-2	NP231J	52099212
UMT207-2	NP231J	52099212AB
UMT207-2	NP231J	52099242
UMT207-2	NP231J	52099353AA
UMT207-2	NV231J	52105886AC
UMT207-2	231J	52105886
UMT207-3	NP231J	52098473
UMT207-3	NP231J	52099211
UMT207-3	NP231J	52099211AB
UMT207-3	NP231J	52099211AE
UMT207-3	NP231J	52099365AA
UMT207-4	NP231J	52097888
UMT207-4	NP231J	52097894
UMT207-4	NP231J	52098361
UMT207-4	NP231J	52098486
UMT207-4	NP231J	52098894
UMT207-4	NP231J	53006095
UMT207-4	NP231J	53006191
UMT207-4	NP231J	53008211
UMT207-4	NP231J	53008212
UMT207-4	NP231AMC	8953004272
UMT207-4	NP231AMC	8953004328
UMT207-5	NP231J	53004301
UMT207-5	NP231J	53006092
UMT207-5	NP231J	53008207
UMT207-5	NP231J	53008208
UMT207-5	NP231J	8953003927
UMT207-5	NP231J	8953004301
UMT207-6	NP231J	53005355
UMT207-6	NP231J	53006093
UMT207-6	NP231J	53008209
UMT207-7	NP231J	52098471
UMT208-8	NV247J	52098872AE

**TRANSFER CASE
CROSS REFERENCE
ReTech TO TAG NUMBER**

ReTech No.	Type	Tag Number
UMT207-7	NP231J	52099310AB
UMT207-7	NP231J	52099364
UMT207-7	NP231J	52099364AB
UMT207-8	NP231J	52097526
UMT207-8	NP231J	52098319
UMT207-8	NP231J	52098379
UMT207-9	NP231J	52097534
UMT207-9	NP231J	52097696
UMT207-9	NP231J	52098318
UMT208-1	NP242J	53006097
UMT208-1	NP242J	53006223
UMT208-1	NP242J	53006228
UMT208-1	NP242	53008223
UMT208-1	NP242J	8953004269
UMT208-10	NP242J	52099361
UMT208-10	NP242J	52099361AD
UMT208-10	NV242J	52099361AE
UMT208-11	242JHD	52099362
UMT208-11	242JHD	52099362AC
UMT208-11	242JHD	52099362AD
UMT208-12	NP242J	52111022AC
UMT208-12	NP242J	52111022AD
UMT208-12	NP242J	52111022AE
UMT208-12	NP242J	52111022AF
UMT208-12	NP242J	52111022AG
UMT208-12	NV242	52111022AH
UMT208-12	NV242J	52111022AI
UMT208-12	242D	52853123AA
UMT208-12	NV242J	52853123AD
UMT208-13	NP242J	52111004AA
UMT208-13	NP242J	52111004AB
UMT208-2	NP242J	52098383
UMT208-2	NP242J	52098899
UMT208-2	NP242J	52098899AC
UMT208-2	NP242J	52098917
UMT208-2	NP242J	52111083
UMT208-3	NP242J	52007856
UMT208-3	NP242J	52098045
UMT208-3	NP242J	52098046
UMT208-3	NP242J	52098315
UMT208-3	NP242J	52098317
UMT208-3	NP242J	53007856
UMT208-4	NP242J	52098875
UMT208-4	NP242J	52098875AB
UMT208-4	NP242J	52098875AC
UMT208-5	NP242J	53009359
UMT208-6	NP242J	52097528
UMT208-6	NP242J	52098531
UMT208-7	NP242J	52098384
UMT208-7	NP242J	52098385
UMT208-8	NV247J	52098872
UMT208-8	NV247J	52098872AB
UMT208-8	NV247J	52098872AC

ReTech No.	Type	Tag Number
UMT208-8	NV247J	52098874
UMT208-8	NV247J	52098972
UMT208-8A	NV247J	52105905AA
UMT208-8A	NV247J	52105905AB
UMT208-8A	NV247J	52105905AC
UMT208-9	NV247J	52098871
UMT208-9	NV247J	52098871AB
UMT208-9	NV247J	52098871AC
UMT208-9	NV247J	52098871AD
UMT208-9	NV247J	52098871AE
UMT209-1	NP249J	52097713
UMT209-1	NP249J	52098267
UMT209-1	NP249J	52098916
UMT209-1	NP249J	52098916AB
UMT209-1	NP249	52099318AB
UMT209-1	NP249J	52099423AA
UMT209-1	NP249J	52099424
UMT209-1	NP249J	52099424AA
UMT209-2	NP249J	52097529
UMT209-2	NP249J	52098539
UMT209-2	NP249J	52098682
UMT209-3	NP249J	52097530
UMT209-3	NP249J	52098532
UMT220		52853114AA
UMT240	NV140	52105928AD
UMT240	NV140	52105928AC
UMT240	NV140	52105928AB
UMT245	245J	52105703AA
UMT245	245J	52105703AB
UMT245-1	245J	52853391AA
UMT245-1	245J	52853391AB
UMT245-1	245J	52853391AC
UMT245-2	245J	52105904AB
UMT245-2	245J	52105904AD
UMT245-3	MP1522	52853752AA
UMT245-4	MP3022	52853751AB
UMT250	146J	05037747AA
UMT252	MP3010	52853662AC
UMT270	P.T.U. UNIT	TPT335400316
UMT271	P.T.U. UNIT	5157001AE
UMT271	P.T.U. UNIT	5157001AF
UMT271	P.T.U. UNIT	68071706AA
UMT280	P.T.U. UNIT	4641662
UMT280	P.T.U. UNIT	5018988AA
UMT300	143KA	52853415AC
UMT300	143KA	52853729AA
UMT300-1	143KA	52853556AA
UMT300-2	MS140	4591953AA
UMT300-2	MS140	4591953AC
UMT300-2	MS140	4591953AE
UMT300-2	MS140	4591983AA
UMT308-1	NP231D	4338249
UMT308-1	NP231D	52008206

**TRANSFER CASE
CROSS REFERENCE
ReTech TO TAG NUMBER**

ReTech No.	Type	Tag Number
UMT308-1	NP231D	53006099
UMT308-1	NP231D	53007970
UMT308-1	NP231D	53008249
UMT308-3	NP231D	4505528
UMT308-3	NP231D	52005462
UMT308-3	NP231D	52005467
UMT308-3	NP231D	52097600
UMT308-3	NP231D	52097601
UMT308-3	NP231D	52097606
UMT308-3	NP231D	52097607
UMT308-3	NP231D	53005467
UMT308-3	NP231D	53007979
UMT308-3	NP231D	53008206
UMT309-1	NP231D	52105242
UMT309-1	NP231D	52105407AA
UMT309-1	NP231D	52105407AC
UMT309-1	NP231D	52105674AA
UMT310-1	NP231D	52098023
UMT310-1	NP231D	52098024
UMT310-1	NP231D	52098025
UMT310-1	NP231D	52098542
UMT310-1	NP231D	52098543
UMT311-1	NP231D	52105316
UMT311-1	NP231D	52105406
UMT311-1	NP231D	52105406AA
UMT311-3	NP231D	52098489
UMT311-3	NP231D	52098497
UMT311-3	NP231D	52098498
UMT311-3	NP231D	52105094
UMT311-3	NP231D	52105095
UMT311-3	NP231D	52105364
UMT311-3	NP231D	52105364AB
UMT311-3	NP231D	52105365
UMT311-3	NP231D	52105365AB
UMT312-1	NP231D	52098357
UMT312-1	NP231D	52105357
UMT312-1	NP231D	52105367
UMT312-10	241D	52853059AB
UMT312-10	241D	52853059AC
UMT312-11	NV233D	52853081AA
UMT312-2	NP231D	52105021
UMT312-2	NP231D	52105021AB
UMT312-2	NP231D	52105021AC
UMT312-3	NP231D	52105407AD
UMT312-3	NP231D	52105674
UMT312-3	NP231D	52105674AC
UMT312-4	NP241D	4338250
UMT312-4	NP241D	4504040
UMT312-4	NP241D	4549214
UMT312-4	NP241D	52097710
UMT312-4	NP241D	53006100
UMT312-4	NP241D	53006140
UMT312-4	NP241D	53008205
UMT312-5	NP231D	52097521
UMT312-5	NP231D	52098314
UMT312-5	NP231D	52098502
UMT313-18	NV273D	52123025AB

ReTech No.	Type	Tag Number
UMT312-5	NP231D	52105366
UMT312-6	NP233D	52105472
UMT312-6	NP233D	52105472AB
UMT312-6	NP233D	52105472AC
UMT312-6	NP233D	52105472AD
UMT312-6	NP233D	52105472AE
UMT312-6	NV233D	52105472AF
UMT312-7	NP231D	52105022
UMT312-7	NP231D	52105022AB
UMT312-7	NP231D	52105022AC
UMT312-8	NP241D	52105878AA
UMT312-8	NP241D	52105878AC
UMT312-8	NP241D	52105878AD
UMT312-9	NV133D	52105959AA
UMT312-9	NV133D	52105959AB
UMT312-9	NV133D	52105959AD
UMT313-1	NP241DHD	52098228
UMT313-1	NP241DHD	52098512
UMT313-1	NP241DHD	52098534
UMT313-1	NP241DHD	52098678
UMT313-1	NP241DHD	52099037
UMT313-1	NP241DHD	52105092
UMT313-1	NP241DHD	53008607
UMT313-10	NP241DHD	52105028
UMT313-10	NP241DHD	52105028AB
UMT313-10	NP241DHD	52105028AC
UMT313-10	NP241DHD	52105028AD
UMT313-11	NV271D	52105646AB
UMT313-11	NV271D	52105646AC
UMT313-11	NV271D	52105646AD
UMT313-11	NV271D	52105646AF
UMT313-12	NV273D	52105650AB
UMT313-12	NV273D	52105650AC
UMT313-12	NV273D	52105650AD
UMT313-12	NV273D	52105650AE
UMT313-12	NV273D	52105650AF
UMT313-13	NV273D	52105651AB
UMT313-13	NV273D	52105651AC
UMT313-13	NV273D	52105651AD
UMT313-13	NV273D	52105651AE
UMT313-13	NV271D	52105651AF
UMT313-14	NV271D	52105649AB
UMT313-14	NV271D	52105649AC
UMT313-14	NV271D	52105649AD
UMT313-14	NV271D	52105649AE
UMT313-14	NV271D	52105649AF
UMT313-15	NV271D	52853060AB
UMT313-15	271D	52853060AC
UMT313-15	271D	52853060AD
UMT313-15	271D	52853060AE
UMT313-16	NV271D	52853061AB
UMT313-16	271D	52853061AC
UMT313-16	271D	52853061AD
UMT313-16	NV271D	52853061AE
UMT313-16	NV271D	52853061AF
UMT313-17	NV273D	52123024AB
UMT314-7	NP241DL	52105024AB

**TRANSFER CASE
CROSS REFERENCE
ReTech TO TAG NUMBER**

ReTech No.	Type	Tag Number
UMT313-18	NV273D	52123025AD
UMT313-19	NV271D	52123155AA
UMT313-20	NV271D	52123022AA
UMT313-21	NV273	52123018AA
UMT313-21	NV273D	52123156AA
UMT313-2	NP241DHD	52098227
UMT313-2	NP241DHD	52098505
UMT313-2	NP241DHD	52098677
UMT313-2	NP241DHD	52099036
UMT313-2	NP241DHD	52105091
UMT313-2	NP241DHD	53005466
UMT313-3	NP241DHD	52105027
UMT313-3	NP241DHD	52105027AB
UMT313-3	NP241DHD	52105027AC
UMT313-3	NP241DHD	52105027AD
UMT313-5	NP241DHD	52105314
UMT313-6	NP241DHD	52098153
UMT313-6	NP241DHD	52098277
UMT313-6	NP241DHD	52105093
UMT313-7	NP241DHD	52105513
UMT313-8	NP241DHD	52105026
UMT313-8	NP241DHD	52105026AB
UMT313-9	NP241DHD	52105315
UMT314-1	NP241DLD	52098325
UMT314-1	NP241DLD	52098503
UMT314-1	NP241DLD	52098675
UMT314-1	NP241DLD	52099041
UMT314-1	NP241DLD	52105335
UMT314-1	NP241DLD	52105368
UMT314-1	NP241DLD	53007764
UMT314-10	NV244D	52105473AF
UMT314-10	NV244D	52105473AG
UMT314-10	NV244D	52105473AH
UMT314-11	244D	52853082AA
UMT314-2	NP241DLD	52105023
UMT314-2	NP241DLD	52105023AB
UMT314-3	NP241DLD	52098131
UMT314-3	NP241DLD	52098151
UMT314-3	NP241DLD	52105369
UMT314-4	NP241DLD	52105025
UMT314-4	NP241DLD	52105025AB
UMT314-4	NP241DLD	52105025AC
UMT314-4	241DLD	52105025AD
UMT314-5	NP241DLD	52097865
UMT314-5	NP241DLD	52098226
UMT314-5	NP241DLD	52098504
UMT314-5	NP241DLD	52098530
UMT314-5	NP241DLD	52098676
UMT314-5	NP241DLD	52099035
UMT314-5	NP241DLD	52105336
UMT314-5	NP241DLD	52105370
UMT314-6	NP241DLD	04852098AB
UMT314-7	NP241DLD	52105024

ReTech No.	Type	Tag Number
UMT314-7	NP241DLD	52105024AC
UMT314-7	NP241DLD	52105024AD
UMT314-8	NV244D	52105473AB
UMT314-8	NV244D	52105473AC
UMT314-8	NV244D	52105473AD
UMT314-8	NV244D	52105473AE
UMT314-9	NP241DLD	04853099AC
UMT315-1	NV242D	52105332
UMT315-1	NV242D	52105332AD
UMT315-1	NV242D	52105332AE r/b AF
UMT315-2	NV242D	52105332AG
UMT315-3	242AMG	06003690
UMT315-3	242AMG	06007359
UMT315-3	242AMG	06009731
UMT315-4	242AMG	PEC12447125
UMT315-5	BW4484	12580452
UMT315-5	BW4484	12580559
UMT315-5	BW4484	12582701
UMT315-5	BW4484	12588227
UMT315-5	BW4484	12589497
UMT315-5	BW4484	15172331
UMT315-5	BW4484	15185718
UMT315-5	BW4484	24231473
UMT315-5	BW4484	24232825
UMT315-5	BW4484	24234523
UMT315-5	BW4484	24235692
UMT315-5	BW4484	24238888
UMT315-5	BW4484	24243306
UMT315-6	BW4494	24232752
UMT315-6	BW4494	24235236
UMT315-6	BW4494	24235696
UMT315-6	BW4494	24236862
UMT315-6	BW4494	24238072
UMT315-6	BW4494	24240985
UMT315-6	BW4494	24240987
UMT315-6	BW4494	24243592
UMT315-6	BW4494	24243594
UMT315-6	BW4494	24245370
UMT315-6	BW4494	24245372
UMT315-6	BW4494	24245382
UMT315-6	BW4494	24247592
UMT315-6	BW4494	24247879
UMT315-6	BW4494	24247881
UMT315-6	BW4494	24252289
UMT315-7	BW4493	24232751
UMT315-7	BW4493	24235235
UMT315-7	BW4493	24235697
UMT315-7	BW4493	24236863
UMT315-7	BW4493	24238071
UMT315-7	BW4493	24240984
UMT315-7	BW4493	24243591
UMT315-7	BW4493	24243593
UMT315-7	BW4493	24245369

**TRANSFER CASE
CROSS REFERENCE
ReTech TO TAG NUMBER**

ReTech No.	Type	Tag Number
UMT315-7	BW4493	24247591
UMT315-7	BW4493	24247878
UMT315-7	BW4493	24252288
UMT315-8	NV242AMG	5714594
UMT315-9	BW4484	12590290
UMT315-9	BW4484	24245162
UMT315-9	BW4484	24246863
UMT316-1	NV144D	52105938AC
UMT316-1	NV144D	52105938AD
UMT316-1	NV144D	52105938AF
UMT317-1	243D	52105980AA
UMT317-1	243D	52105980AC
UMT317-1	243D	52105980AD
UMT317-1	243D	52105980AE
UMT317-2	244D	52853107AB
UMT317-3	244/244HB	52105897AB
UMT317-3	244/244HB	52105897AE
UMT317-3	244HB	52853308AA
UMT317-3	244HD	52853308AB
UMT317-4	243D	52853307AA
UMT317-5	243D	52123108AA
UMT317-5	243D	52123108AB
UMT318	246D	52853301AA
UMT318-1	246D	52853301AC
UMT319	BW4444	52123492AB
UMT333-1		68069711AA
UMT402	NP208F	E4TA-AA
UMT402	NP208F	E4TA-CA
UMT403	NP208F	E1TA-BA
UMT403	NP208F	E1TA-CA
UMT403	NP208F	E1TA-EA
UMT403	NP208F	E1TA-GA
UMT403	NP208F	E2TA-HA
UMT403	NP208F	E2TA-JA
UMT403	NP208F	E2TA-LA
UMT403	NP208F	E3TA-RA
UMT403	NP208F	E3TA-SA
UMT403	NP208F	E3TA-TA
UMT403	NP208F	E4TA-FA
UMT403	NP208F	E4TA-GA
UMT403	NP208F	E5TA-TA
UMT403	NP208F	EOTA-AA
UMT403	NP208F	EOTA-AB
UMT403	NP208F	EOTA-DB
UMT404	BW1345	E9TA-KA
UMT404	BW1345	E9TA-KB
UMT404	BW1345	E9TA-KC
UMT404	BW1345	E9TA-LA
UMT404	BW1345	E9TA-LB
UMT404	BW1345	FOTA-MA
UMT404	BW1345	FOTA-NA
UMT409	BW1354	F37A-BA
UMT409	BW1354	F37A-BD
UMT409	BW1354	F47A-EA
UMT409	BW1354	F57A-BA

ReTech No.	Type	Tag Number
UMT409	BW1354	FO7A-AB
UMT409	BW1354	FO7A-AD
UMT409	BW1354	FO7A-GA
UMT410	BW1354	F17A-GA
UMT410	BW1354	F27A-JA
UMT410	BW1354	F47A-DA
UMT410	BW1354	FO7A-BB
UMT410	BW1354	FO7A-BC
UMT410	BW1354	FO7A-HA
UMT412-1	BW1356	E9TA-RB
UMT412-1	BW1356	F2TA-DB
UMT412-1	BW1356	F5TA-MA
UMT412-1	BW1356	F6TA-ABA
UMT412-1	BW1356	FOTA-XA
UMT412-1	BW1356	FOTA-YA
UMT413	BW1356	E9TA-MB
UMT413	BW1356	F1TA-CA
UMT413	BW1356	F2TA-CA
UMT413	BW1356	F5TA-GA
UMT413	BW1356	F5TA-KA
UMT413	BW1356	FOTA-VA
UMT415-1	BW1356	E9TA-SA
UMT415-1	BW1356	E9TA-TA
UMT415-1	BW1356	F2TA-AB
UMT415-1	BW1356	F5TA-HA
UMT415-1	BW1356	F6TA-XA
UMT415-1	BW1356	FOTA-PA
UMT415-1	BW1356	FOTA-RA
UMT415-2	BW1356	E7TA-GA
UMT415-2	BW1356	E8TA-AA
UMT415-2	BW1356	E8TA-CA
UMT416-1	BW1356	E9TA-UA
UMT416-1	BW1356	E9TA-VA
UMT416-1	BW1356	F2TA-BB
UMT416-1	BW1356	F5TA-JA
UMT416-1	BW1356	F6TA-YA
UMT416-1	BW1356	FOTA-SA
UMT416-1	BW1356	FOTA-TA
UMT416-2	BW1356	E7TA-HA
UMT416-2	BW1356	E8TA-DA
UMT416-2	BW1356	E8TA-RA
UMT417	BW1356	F1TA-EA
UMT417	BW1356	F1TA-EB
UMT417	BW1356	F1TA-FA
UMT417	BW1356	F2TA-FA
UMT417	BW1356	F5TA-FA
UMT417	BW1356	F5TA-LA
UMT417	BW1356	F6TA-AAA
UMT418	BW4405	F57A-CA
UMT418	BW4405	F75A-CA
UMT419-1	BW4406	F65A-AC
UMT419-1	BW4406	F65A-AD
UMT419-1	BW4406	F65A-GA
UMT419-1	BW4406	F75A-GA
UMT419-1	BW4406	F75A-GB

**TRANSFER CASE
CROSS REFERENCE
ReTech TO TAG NUMBER**

ReTech No.	Type	Tag Number
UMT419-1	BW4406	F85A-AA
UMT419-2	BW4406	4L34-AA
UMT419-2	BW4406	5L34-AE
UMT419-2	BW4406	5L34-AF
UMT419-2	BW4406	XL34-AA
UMT419-2	BW4406	XL34-AB
UMT419-2	BW4406	XL34-AC
UMT419-2	BW4406	6L24-CA
UMT419-2	BW4406	6L24-CC
UMT419-2	BW4406	8L34-CA
UMT420-1	BW4406	F65A-DC
UMT420-1	BW4406	F65A-DD
UMT420-1	BW4406	F65A-HA
UMT420-1	BW4406	F75A-HA
UMT420-1	BW4406	F75A-HB
UMT420-2	BW4406	4L34-BA
UMT420-2	BW4406	4L34-BB
UMT420-2	BW4406	4L34-BC
UMT420-2	BW4406	5L34-BA
UMT420-2	BW4406	5L34-BH
UMT420-2	BW4406	6L34-BA
UMT420-2	BW4406	6L34-BC
UMT420-2	BW4406	6L34-BD
UMT420-2	BW4406	8L34-C
UMT420-2	BW4406	8L34-E
UMT420-2	BW4406	XL34-BA
UMT420-2	BW4406	XL34-BB
UMT420-2	BW4406	XL34-BC
UMT420-2	BW4406	8L34-BA
UMT420-3	BW4416	2L14-AG
UMT420-3	BW4416	2L14-BA
UMT420-3	BW4416	2L14-BB
UMT420-3	BW4416	2L14-BC
UMT420-3	BW4416	2L14-BG
UMT420-3	BW4416	4L14-AA
UMT420-3	BW4416	4L14-BA
UMT420-3	BW4416	5L14-AC
UMT420-3	BW4416	5L14-BD
UMT420-3	BW4416	5L14-BE
UMT420-3	BW4416	5L14-BF
UMT420-3	BW4416	5L14-BG
UMT420-3	BW4416	5L14-BH
UMT420-3	BW4416	5L14-BJ
UMT420-3	BW4416	5L14-BK
UMT420-3	BW4416	6L14-BB
UMT420-3	BW4416	6L14-BD
UMT420-3	BW4416	2L14-AL
UMT420-3	BW4416	2L14-AA
UMT420-4	BW4416	5L74-AB
UMT420-4	BW4416	5L74-AC
UMT420-4	BW4416	5L74-AD
UMT420-4	BW4416	5L74-AE
UMT420-4	BW4416	5L74-AF
UMT420-4	BW4416	5L74-AG
UMT420-4	BW4416	5L74-AH

ReTech No.	Type	Tag Number
UMT420-4	BW4416	5L74-AJ
UMT420-4	BW4416	5L74-AK
UMT420-4	BW4416	6L74-AA
UMT420-4	BW4416	6L74-AB
UMT420-4	BW4416	6L74-AD
UMT420-5	BW4406	6L34-AC
UMT420-5	BW4406	6L34-AE
UMT420-5	BW4406	8L34-AB
UMT420-6	BW4419	AL34CB
UMT420-6	BW4419	AL34-CC
UMT420-6	BW4419	BL34-CB
UMT420-6	BW4419	9L34-BD
UMT421	BW4406	F75A-CB
UMT421	BW4406	F75A-CC
UMT421	BW4406	F75A-CD
UMT422	BW4407	F5TA-DA
UMT422	BW4407	F6TA-JA
UMT422	BW4407	F6TA-SA
UMT422	BW4407	F6TA-TA
UMT423	BW4407	F5TA-EA
UMT423	BW4407	F6TA-UA
UMT424	BW4405	F87A-CA
UMT424	BW4405	XL24-AA
UMT424	BW4405	XL24-CA
UMT424	BW4405	XL24-CB
UMT424	BW4405	YL24-AA
UMT425	BW1354	F57A-AA
UMT425	BW1354	F57A-JA
UMT425	BW1354	F87A-BA
UMT425	BW1354	F87A-FA
UMT426	BW4404	F67A-EA
UMT426	BW4404	F67A-EB
UMT426	BW4404	F67A-MA
UMT426	BW4404	F67A-MB
UMT426	BW4404	F67A-MC
UMT426	BW4404	F67A-MD
UMT426	BW4404	F67A-ME
UMT427-1	BW1354	F07A-BB
UMT427-1	BW1354	F07A-BC
UMT427-1	BW1354	F87A-AA
UMT427-1	BW1354	XL54-AA
UMT427-2	BW1354	1L54-AB
UMT427-2	BW1354	1L54-AC
UMT427-2	BW1354	1L54-CC
UMT427-2	BW1354	1L54-CE
UMT427-2	BW1354	2L24-AA
UMT427-2	BW1354	3L24-AA
UMT427-2	BW1354	3L24-AB
UMT427-2	BW1354	3L54-BA
UMT427-2	BW1354	3L54-CA
UMT427-2	BW1354	3L54-HA
UMT427-2	BW1354	4L24-CA
UMT427-2	BW1354	4L54-CA
UMT427-2	BW1354	4L54-CB
UMT427-2	BW1354	4L54-CC

**TRANSFER CASE
CROSS REFERENCE
ReTech TO TAG NUMBER**

ReTech No.	Type	Tag Number
UMT427-2	BW1354	5L24-AB
UMT427-2	BW1354	5L24-AC
UMT427-2	BW1354	5L54-AB
UMT427-2	BW1354	6L54-AD
UMT427-2	BW1354	6L54-AE
UMT427-2	BW1354	8L54-AA
UMT427-2	BW1354	YL54-AA
UMT427-3	BW1354	1L54-BB
UMT427-3	BW1354	2L54-BA
UMT428	BW4405	F67A-RA
UMT428	BW4405	F77A-GA
UMT429-1	BW4404	F87A-EB
UMT429-1	BW4404	F87A-EA
UMT429-1	BW4404	F87A-EC
UMT429-10	BW4412	7A24-KB
UMT429-10	BW4412	8A24-MA
UMT429-10	BW4412	7L24-MB
UMT429-11	BW4412	8L24-HA
UMT429-12	BW4414	7L24-CC
UMT429-12	BW4414	8L24-CA
UMT429-12	BW4414	8L24-CB
UMT429-13	BW4411	3C54BC
UMT429-13	BW4411	3C54-CB
UMT429-13	BW4411	4C54-AD
UMT429-2	BW1354	9L54-AA
UMT429-2	BW4404	F77A-VA
UMT429-4	BW4410	1L24-AF
UMT429-4	BW4410	1L24-AG
UMT429-4	BW4410	1L24-AH
UMT429-4	BW4410	1L24-AJ
UMT429-4	BW4410	1L24-AK
UMT429-4	BW4410	1L24-AL
UMT429-4	BW4410	4L24-BA
UMT429-5	BW4411	1L24-BD
UMT429-5	BW4411	1L24-BE
UMT429-5	BW4411	1L24-BF
UMT429-5	BW4411	1L24-BH
UMT429-5	BW4411	1L24-BJ
UMT429-5	BW4411	1L24-BK
UMT429-6	BW4411	4L24-AB
UMT429-6	BW4411	4L24-AC
UMT429-6	BW4411	4L24-AE
UMT429-6	BW4411	4L24-AF
UMT429-7	BW4412	6L24-A
UMT429-7	BW4412	6L24-AF
UMT429-7	BW4412	6L24-AG
UMT429-7	BW4412	6L24-AH
UMT429-7	BW4412	6L24-GB
UMT429-7	BW4412	6L24-GD
UMT429-7	BW4412	8A24-AB
UMT429-7	BW4412	8L24-AB
UMT429-7	BW4412	7L24-AB
UMT429-7	BW4412	8L24-AC
UMT429-7	BW4412	9L24-AA
UMT429-8	BW4412	6L24-B

ReTech No.	Type	Tag Number
UMT429-8	BW4412	6L24-BF
UMT429-8	BW4412	6L24-DD
UMT429-8	BW4412	6L24-DE
UMT429-8	BW4412	6L24-DF
UMT429-8	BW4412	6L24-DG
UMT429-8	BW4412	6L24-DH
UMT429-8	BW4412	6L24-HB
UMT429-8	BW4412	6L24-HD
UMT429-8	BW4412	7L24-B
UMT429-8	BW4412	7L24-C
UMT429-8	BW4412	8L24-DA
UMT429-8	BW4412	8L24-DB
UMT429-9	BW4412	7A24-CK
UMT429-9	BW4412	7A24-IC
UMT429-9	BW4412	7A24-JB
UMT429-9	BW4412	7A24-LB
UMT429-9	BW4412	7L24-KB
UMT429-9	BW4412	8A24-LA
UMT430-1	DANA TC28	F29A-GA
UMT430-1	DANA TC28	F29A-GB
UMT430-1	DANA TC28	F39A-CA
UMT430-1	DANA TC28	F39A-CB
UMT430-1	DANA TC28	F39A-CC
UMT430-1	DANA TC28	F79A-HA
UMT430-1	DANA TC28	F79A-HB
UMT431	BW4406	XL14-AA
UMT431	BW4406	XL14-AC
UMT431	BW4406	XL14-AD
UMT431-1	BW4417	7L14-BK
UMT431-1	BW4417	7L14-BL
UMT431-1	BW4417	7L14-BM
UMT431-1	BW4417	8L14-AA
UMT431-2	BW4418	9L34-AA
UMT431-2	BW4418	9L34-AE
UMT431-2	BW4418	AL34-BA
UMT431-2	BW4418	AL34-BB
UMT431-2	BW4418	BL34-AA
UMT431-2	BW4418	BL34-BA
UMT432-1	NP271F	1C34-HA
UMT432-1	NV271F	4C34-HD
UMT432-1	NP271F	F81A-HB
UMT432-2	NP271F	1C34-KA
UMT432-2	NP271F	F81A-KC
UMT432-3	NV271F	3C34-BA
UMT432-3	NV271F	4C34-BA
UMT432-3	NV271F	4C34-BD
UMT432-3	NV271F	5C34-BA
UMT432-3	NV271F	5C34-BC
UMT432-3	NV271F	5C34-BF
UMT432-3	NV271F	6C34-BA
UMT432-3	NV271F	7C34-G
UMT432-3	NV271F	5C34-BH
UMT432-4	NV271F	7C34-BA
UMT432-4	NV271F	7C34-BB
UMT432-4	NP271F	7C34-BD

**TRANSFER CASE
CROSS REFERENCE
ReTech TO TAG NUMBER**

ReTech No.	Type	Tag Number
UMT432-4	NP271F	7C34-BE
UMT432-5	271F	7C-34-EC
UMT432-6	1128F	BC34-BB
UMT432-6	1128F	BC34-GA
UMT432-6	1128F	BC34-GB
UMT432-6	1128F	BC34-GC
UMT432-6	1128F	BC34-GE
UMT432-7	1128F	BC34-FB
UMT432-7	1128F	BC34-FC
UMT432-7	1128F	BC34-FD
UMT432-7	1128F	BC34FG
UMT433-1	NP273F	1C34-JA
UMT433-1	NV273F	4C34-JC
UMT433-1	NV273F	5C34-JE
UMT433-1	NV273F	5C34-JF
UMT433-1	NV273F	5C34-SE
UMT433-1	NP273F	F81A-JD
UMT433-2	NP273F	1C34-LA
UMT433-2	NP273F	F81A-LE
UMT433-3	NP273F	3C34-AA
UMT433-3	NP273F	4C34-AA
UMT433-3	NV273F	4C34-AB
UMT433-3	NP273F	4C34-AD
UMT433-3	NV273F	5C34-AA
UMT433-3	NV273F	5C34-AB
UMT433-3	NV273F	5C34-AF
UMT433-3	NV273F	5C34-AG
UMT433-3	NV273F	6C34-AA
UMT433-3	NP273F	P3C34-AA
UMT433-4	NV273F	7C34-AA
UMT433-4	NV273F	7C34-AB
UMT433-4	NV273F	7C34-AD
UMT433-4	NV273F	7C34-CB
UMT433-4	NV273F	7C34-CD
UMT433-5	NV273F	7C34-DA
UMT433-5	NV273F	7C34-DB
UMT433-5	NV273F	BC34-EC
UMT433-5	273F	7C-34-DC

ReTech No.	Type	Tag Number
UMT433-6	1628F	BC34-AB
UMT433-6	1628F	BC34-AC
UMT433-6	1628F	BC34-AD
UMT433-7	1628F	BC34-EB
UMT433-7	1628F	BC34-EC
UMT433-7	1628F	BC34EE
UMT434	P.T.U. UNIT	5L84-BA
UMT434	P.T.U. UNIT	6L84-AA
UMT434	P.T.U. UNIT	7L84-AA
UMT434	P.T.U. UNIT	8L-84-AA
UMT434	P.T.U. UNIT	8L-84-BA
UMT434	P.T.U. UNIT	3L84-AA
UMT435		2L84-4201-AA
UMT436	P.T.U. UNIT	AA83-BB
UMT436	P.T.U. UNIT	AT43-AB
UMT436	P.T.U. UNIT	AT43-AD
UMT436	P.T.U. UNIT	AT43-DE
UMT436	P.T.U. UNIT	7T437251BG
UMT436	P.T.U. UNIT	7T437251BH
UMT436	P.T.U. UNIT	7T437251BJ
UMT436	P.T.U. UNIT	8T437251AA
UMT436	P.T.U. UNIT	8T437251AB
UMT436	P.T.U. UNIT	8T437251AC
UMT437	P.T.U. UNIT	7E53-BE
UMT437	P.T.U. UNIT	7E53-BF
UMT437	P.T.U. UNIT	7E53-BG
UMT437	P.T.U. UNIT	7E53-BH
UMT437	P.T.U. UNIT	7E53-BJ
UMT437	P.T.U. UNIT	7E53-BL
UMT503	NP208C	14008249
UMT503	NP208C	14020891
UMT503	NP208C	14028293
UMT503	NP208C	15521978
UMT503	NP208C	15521979
UMT504	NP208C	14020892
UMT504	NP208C	14020893
UMT504	NP208C	14067765
UMT504	NP208C	15521980

**TRANSFER CASE
SHIFT MOTOR
CROSS REFERENCE**

ReTech to OEM Part Number


ReTech® Part No.	OEM Part No.
UMM1126	88996637
UMM1126	89059278
UMM1133	5086345AA
UMM1144	5103275AA
UMM1226	88935650
UMM1226	89059275
UMM1233	15636696
UMM1235	12474041
UMM1235	12547470
UMM1237	12474401
UMM1243	12386247
UMM1244	5103309AA
UMM1245	5143786AA
UMM1263	12478096
UMM1273	05143477AA
UMM2237	88962314
UMM2263	88962312
UMM4350	E8TZ7G360CA
UMM4354	F57Z7G360B
UMM4354	1L5Z7G360CB
UMM4354	1L5Z7G360DA
UMM4356	E8TZ7G360B
UMM4357	F1TZ7G360C
UMM4405	F57Z7G360A
UMM4405	YL2Z7G360AA
UMM4405	YL2Z7G360AB
UMM4405	F77Z7G360AA
UMM4405	XL2Z7G360AA
UMM4406	F65Z7G360AA
UMM4406	YL3Z7G360AA
UMM4406	YL3Z7G360AB
UMM4407	F75Z7G360A
UMM4407	YL1Z7G360AA
UMM4407	YL1Z7G360AB
UMM4408	4L3Z7G360BA
UMM4408	5L3Z7G360BA
UMM4411	1L2Z7G360AA
UMM4412	4L2Z7G360AA
UMM4416	YL327G360AB
UMM4473	F81Z7G360AA
UMM4473	YC3Z7G360AA
UMM4482	88984528

ReTech

REMANUFACTURED AUTOMOTIVE PARTS



ELECTRIC FUEL PUMPS | New And Remanufactured.



BRAKE CALIPERS | Loaded, Semi-Loaded and Bare.



TRANSFER CASES | Meet Or Exceed OEM Specifications.



TRANSFER CASE SHIFT MOTORS | Meet Or Exceed OEM Specifications.



DIFFERENTIALS | Meet Or Exceed OEM Specifications.

ReTech
REMANUFACTURED AUTOMOTIVE PARTS

distributed by:

apra

universal
MANUFACTURING COMPANY

AAIA®

Discover other brake parts on our website.