

TYC™

CABIN AIR FILTER


- ▶ Cleaner Air for Passengers
- ▶ Enhanced HVAC Performance
- ▶ Easy Installation, Perfect Fit

TYC #: 800053C

Estimated Time : 10 min.

Replacement for OEM
87139-YYY01 (New)
87139-50030 (Old)


01-05 Lexus GS 300/400/430
01-06 Lexus LS 430
03-08 Lexus SC 430 (From 01-03)




1. The filter is located behind the glove compartment. Open the glove box, lift up shelf and pull to the left to release.



3. Push down on the 2 retaining tabs to release the filter access door. Remove door and set aside.



2. Push on the 2 retaining tabs to release the plastic cover to gain access to the filter behind.



4. Pull out filter frame, remove old filter and replace with new TYC filter. Ensure that Air Flow arrow is pointing up.

5. Reinstall in reverse order.

Installation guide pictures are from the **BOLD** vehicle model.

Discover other A/C and heating parts on our website.