



17381



Cut your solenoid wire at the solenoid end. Then install connector supplied. Note: **This is a pilot solenoid** and will not work in mechanical solenoid applications.

02/09/09

17381




Cut end off for new type connector.

1/25/10



Note the rubber seal between the casting and the bracket. The seal is used as a spacer on 17156XXS & 17998 valve bodies so you won't push solenoid in too far. **Do not use spacer on 17999 valve bodies.**



17999

TURBO ACTION
HIGH PERFORMANCE TRANSMISSIONS

[Performance Transmission Parts](#)