



# CHRYSLER ALTERNATOR Wiring Instructions

## Chrysler Charging System Pre-1970

When used on a pre-1970 Chrysler charging system, the negative (-) Field terminal must to be grounded as shown using the supplied jumper wire and screw.




Figure 1

## 1970 and up Chrysler Charging System




Figure 2

8509, 8509CSP, 8509DP, 8509RADP, 8509RAPDP, 8509RASP, 8509RCDP, 8509RCPDP, 8509RCPS, 8509RCSP, 8509RFDP, 8509RCPS, 8509RCSP, 8509RFDP, 8509RJD, 8509RJSP, 8509SP, 9509CSP, 9509DP, 9509RCDP, 9509RCPDP, 9509RCPS, 9509RCSP, 9509RFDP, 9509RFSP



# CHRYSLER ALTERNATOR Wiring Instructions

## Convert Pre-1970 Charging System to Electronic Voltage Regulator

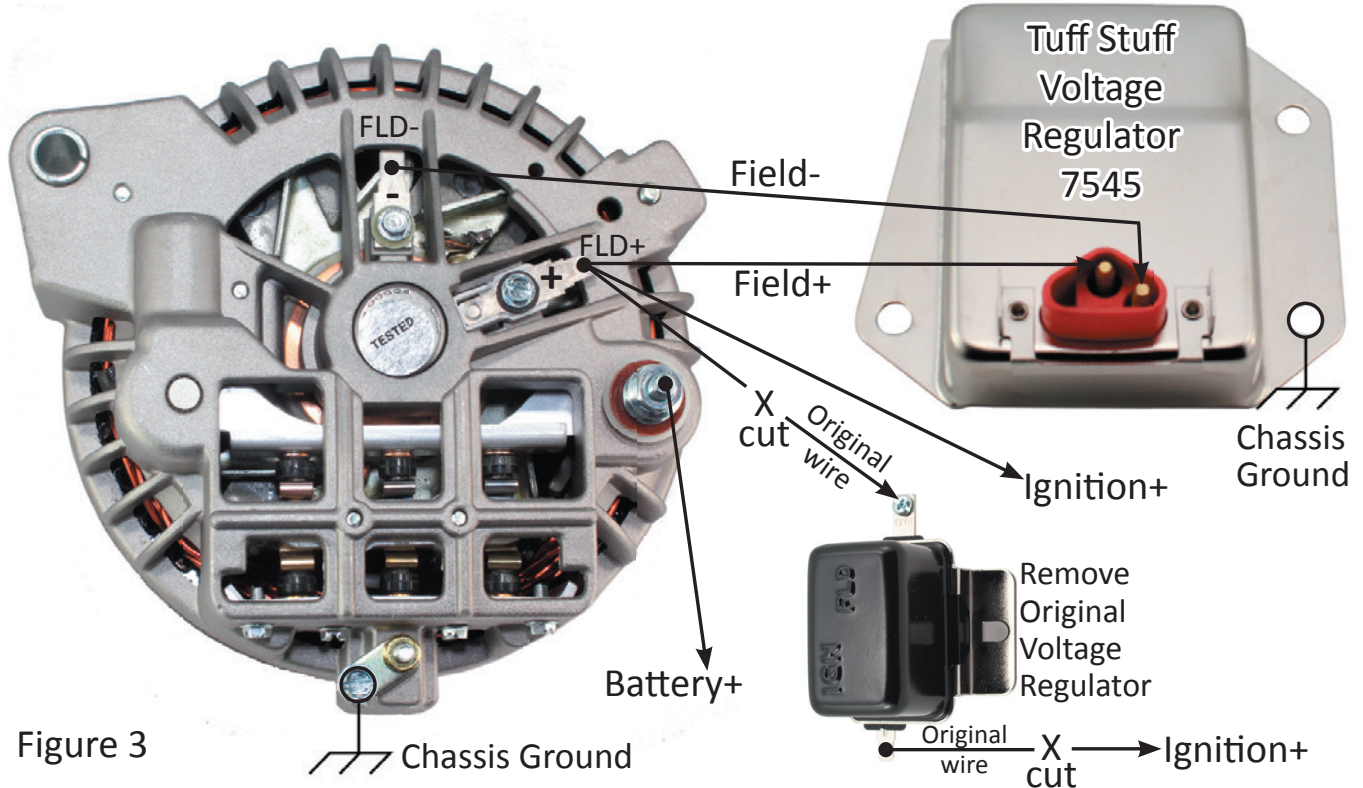


Figure 3

8509, 8509CSP, 8509DP, 8509RADP, 8509RAPDP, 8509RASP, 8509RCDP, 8509RCPDP, 8509RCPSP, 8509RCSP, 8509RFDP, 8509RCPSP, 8509RCSP, 8509RFDP, 8509RJDP, 8509RJSP, 8509SP, 9509CSP, 9509DP, 9509RCDP, 9509RCPDP, 9509RCPSP, 9509RCSP, 9509RFDP, 9509RFSP




Figure 4

### 1-Wire Alternator System

A Tuff Stuff 1-Wire alternator includes a custom voltage regulator that eliminates the need for an external voltage regulator.

8509DDP, 8509DSP, 8509RBDP, 8509RBDP7, 8509RBPDP, 8509RBPSP, 8509RBSP, 8509RBSP7, 8509RDDP, 8509RDDP7, 8509RD-PDP, 8509RDPSP, 8509RDSP, 8509RDSPP7, 8509REDP, 8509RESP, 8509RGDP, 8509RGSP, 9509DDP, 9509DSP, 9509RDDP, 9509RDPDP, 9509RDPSP, 9509RDSP, 9509REDP, 9509RESP