



CHRYSLER ALTERNATOR Wiring Instructions

Chrysler Charging System Pre-1970

When used on a pre-1970 Chrysler charging system, the negative (-) Field terminal must to be grounded as shown using the supplied jumper wire and screw.




Figure 1

1970 and up Chrysler Charging System




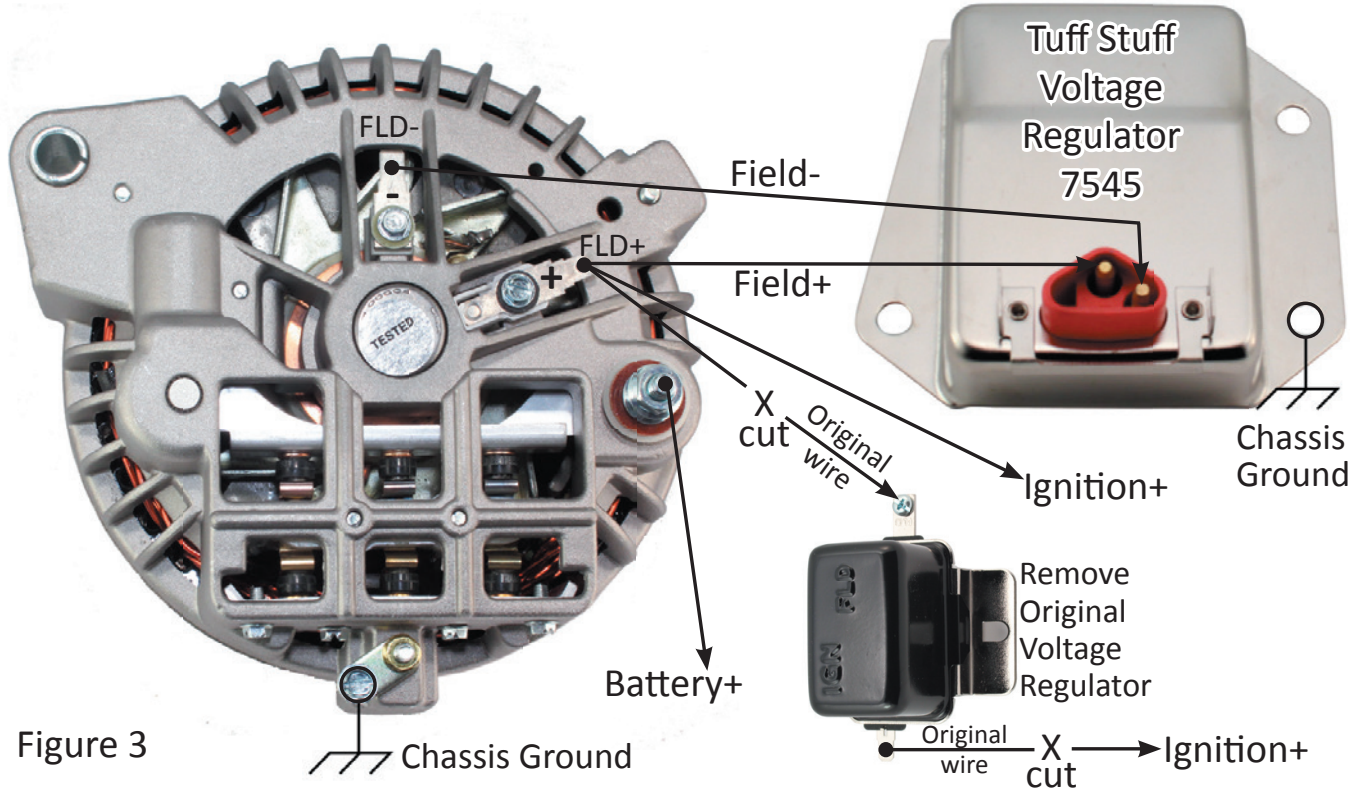
Figure 2

8509, 8509CSP, 8509DP, 8509RADP, 8509RAPDP, 8509RASP, 8509RCDP, 8509RCPDP, 8509RCPS, 8509RCSP, 8509RFDP, 8509RCPS, 8509RCSP, 8509RFDP, 8509RJD, 8509RJSP, 8509SP, 9509CSP, 9509DP, 9509RCDP, 9509RCPDP, 9509RCPS, 9509RCSP, 9509RFDP, 9509RFSP




CHRYSLER ALTERNATOR Wiring Instructions

Convert Pre-1970 Charging System to Electronic Voltage Regulator



8509, 8509CSP, 8509DP, 8509RADP, 8509RAPDP, 8509RASP, 8509RCDP, 8509RCPDP, 8509RCPSP, 8509RCSP, 8509RFDP, 8509RCPSP, 8509RCSP, 8509RFDP, 8509RJDP, 8509RJSP, 8509SP, 9509CSP, 9509DP, 9509RCDP, 9509RCPDP, 9509RCPSP, 9509RCSP, 9509RFDP, 9509RFSP



1-Wire Alternator System

A Tuff Stuff 1-Wire alternator includes a custom voltage regulator that eliminates the need for an external voltage regulator.

8509DDP, 8509DSP, 8509RBDP, 8509RBDP7, 8509RBPDP, 8509RBPSP, 8509RBSP, 8509RBSP7, 8509RDDP, 8509RDDP7, 8509RD-PDP, 8509RDPSP, 8509RDSP, 8509RDSPP7, 8509REDP, 8509RESP, 8509RGDP, 8509RGSP, 9509DDP, 9509DSP, 9509RDDP, 9509RDPDP, 9509RDPSP, 9509RDSP, 9509REDP, 9509RESP