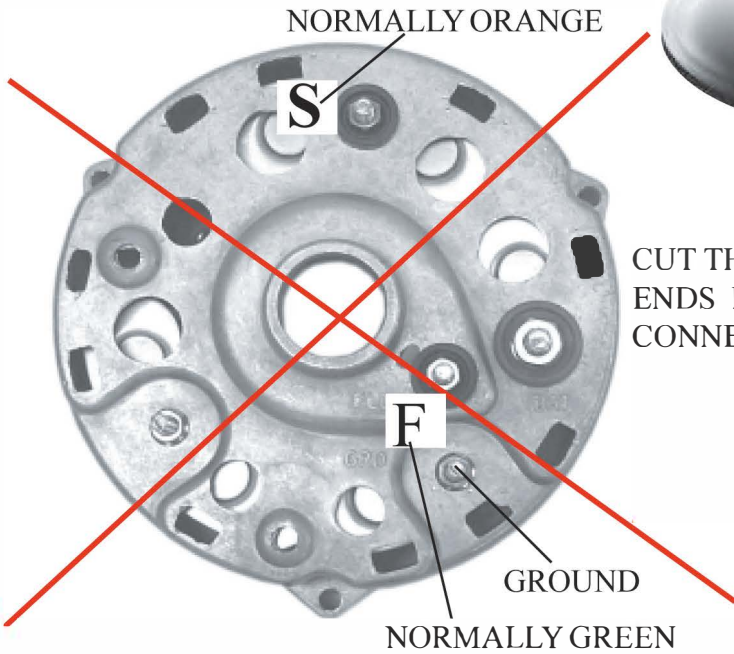



# ALTERNATOR INSTALLATION INSTRUCTIONS


## OLD STYLE DISCONTINUED



CUT THE EYELETS OFF THE ORIGINAL HARNESS WIRE ENDS FROM "S" & "F" TERMINALS. CRIMP ON NEW CONNECTORS PROVIDED



## NEW STYLE (REPLACEMENT)



**YELLOW TO "S" ON REGULATOR  
THROUGH HARNESS**

CRIMP  
CRIMP

**GREEN TO "F" ON REGULATOR  
THROUGH HARNESS**

EXISTING  
LARGE RED