



2017

PRODUCT CATALOG

ABOUT THE COMPANY



Top Street Performance is a privately held company based in Southern California. We have a respectable history in the aftermarket automotive industry, cultivating relationships with a global network of quality parts manufacturers along the way. This allows us to offer premium products at affordable prices, all backed by our one year warranty.

Our top priority is the customer. We pride ourselves on offering efficient and courteous service. Our friendly staff are focused on tending to the needs of our customers. It is our focus on service that pushes us to expand our network of manufacturers and product portfolio.

It is our goal to make Top Street Performance your #1 wholesale destination for street rod and performance parts.

"YOUR #1 SOURCE FOR AFTERMARKET, PERFORMANCE, HOT ROD, AND RACING PARTS"



TABLE OF CONTENTS

FORD COYOTE 5.0L

3

Ford Coyote 5.0L	3-4
------------------------	-----

LS PRODUCTS

5

LS Serpentine Pulley Kit	5-6
LS Car Relocation Kit	7-8
LS Truck Relocation Kit	9-10
LS Intake Manifolds	11-12
LS Valve Covers, LS Coil Covers	12
Other LS Products	12-14
Coil Relocation Kit	15-16

IGNITION

17

Pro Series Pro Billet Distributors	17-19
Pro Series Ready to Run Distributors	21-25
HEI Distributors	27-31
Pro Billet Distributors	33-34
Ready to Run Distributors	35-36
EFI Distributors	37-38
Ignition Accessories	39-50
Taylor Street Thunder Wire Sets	50

ELECTRICAL

51

Alternators	51-53
Starters	55-56

COOLING

57

Mechanical Water Pumps	57-59
Electric Water Pumps	60
Water Necks	60
Radiators	61-63
Radiator Cap, Radiator Hose Kit, Heater Hose Kit	63
Universal Transmission Oil Coolers	64
Fan Shrouds	65
Overflow Tanks	67
A/C Compressors	68
Electric Cooling Fans, Fan Accessories	69-72

FRONT DRIVE SYSTEM

73

SBC Front Drive System	73
BBC Front Drive System	73

TOP STREET KITS

74

Pro Series Ready to Run Kits	74
Power Pack Ignition Kits	74

BRACKETS & PULLEYS

75

Bracket Kits	75-76
Pulleys	77-80

DRESS UP

81

Chevy Valve Covers	81-83
Ford Valve Covers	84-85
Ford FE Valve Covers	85

Mopar Valve Covers	85
Valve Cover Gaskets	86-87
Push-in Breathers	88
High Performance Washable Breathers	89
Oil Plugs & Cap	89
Air Cleaner Kits	90-96
Oil Pans	97-100
Oil Pan Pick-ups	100-101
Oil Pan Gaskets	101
Transmission Oil Pans, Transmission Oil Pan Gaskets	102
Mirrors, Window/Door Handles	103-104
Polished Aluminum Knobs	104
Gas & Brake Pedals	104-105

FUEL DELIVERY

107

Electric Fuel Pump and Filter Mounting Kit	107-108
Electric Fuel Pumps and Fuel Regulators	109-110
Mechanical Fuel Pumps	111-113
Fittings, Block Off Plates	113-114
Gauges, Throttle Cable Bracket	114
Carb Spacers & Adapters	114-115
Throttle, Kick-down & Choke Cables	116
Fuel Lines	116-117
Phenolic Manifold Heat Spacers	117
Manifold Heat Spacer Gaskets	117

STEERING

119

Power Steering Pumps	119-120
Steering Covers & Cap	120
Steering Box	120

HOT RODS

121

Hi-Boy, Lo-Boy Radiators	121
'32 Ford Grill Shells	122

BLACK SERIES

123

Air Cleaner Kits, Oil Pans	124
Hood Scoop, Wire Loom, Dust Cover	124
Push-in Breathers	125
Valve Covers	125
Transmission Oil Pans	125-126
Pulleys	126

K&N PRODUCTS

127

Air Filter Replacement, Custom Air Filters	128
Round Custom Assemblies	129-130
Push-in Vent Air Filters	130
Filter Cleaner, Filter Care Service Kit, Air Filter Oil	130

INSTRUCTIONS & DIAGRAMS

131

Distributors Installations	131-132
Distributor Cap Dimensions	132
Fan Dimensions	133-134
Alternator Dimensions & Installation	135-136
Starter Dimensions	137
A/C Compressor Dimensions	138

FORD COYOTE 5.0L

5.0L Valve Cover

- Fabricated Aluminum
- Hardware and Gasket Included

5.0L Fabricated Intake Manifold


- 102mm Throttle Body
- Fabricated Aluminum
- Embossed Design
- Long Intake Runners

Power Steering Kit

- SD7 A/C Compressor
- GM Type 2 Power Steering Pump
- Additional Water Pump Pulley
- Hardware and Bracket Included
- Belt Size: 40.5 inches

5.0L Ignition Coil on Plug

- 35,000 Volts
- Primary Resistance: 760 ohms
- Spark Duration: 1.8 ms



**84001 NEW!**

Ford Coyote 5.0L Hydraulic Power Steering Kit

**84050**

Ford Coyote 5.0L Embossed Intake Manifold

BK CA

**84052 NEW!**

Ford Coyote 5.0L Fabricated Aluminum Valve Cover, Perimeter Bolt

P CA

**JM6809-8 NEW!**

Ford Coyote 5.0L Ignition Coil, 8pc/Set

BL

FORD COYOTE 5.0L**84001 NEW!**

Ford Coyote 5.0L Hydraulic Power Steering Kit

*Water pump pulley not shown

84050

2011+ Ford Coyote 5.0L Embossed Aluminum Fabricated Intake Manifold, 102mm Throttle Body Opening Black, Clear Anodized

84051

Ford Coyote 5.0L Fuel Rail with Mid Pipe Black

84052 NEW!

Ford Coyote 5.0L Fabricated Aluminum Valve Cover, Perimeter Bolt, Oil Filler Hole Polished, Clear Anodized

JM6809-8 NEW!

Ford Coyote 5.0L 2011-2016 V8 Engine Ignition Coil, 45K Volt, 8pc/Set Blue

FORD COYOTE 5.0L VALVE COVER**NEW!**

- Fabricated Aluminum
- One-Piece Billet Aluminum Mounting Surface
- Upgraded Rubber Grommets
- CNC Machined Oil Filler Cap
- Hardware and Gasket Included
- Dipstick





LS Serpentine Pulley Kit Includes:

- Brackets: 6061-T6 Billet Aluminum
- Alternator: High Output 1 Wire 160 AMPS
- AC Compressor: Sanden SD-7 Style Compressor
- AC Compressor Manifold
- Power Steering: GM Type 2 Power Steering Pump
- Water Pump: TSP LSX Customized Water Pump
- Idler Pulley: Polished Aluminum
- Tensioner: Billet Aluminum Custom Designed Tensioner
- Pulleys: 6061-T6 Billet Aluminum
- Damper: Steel Damper
- Step by Step Instructions

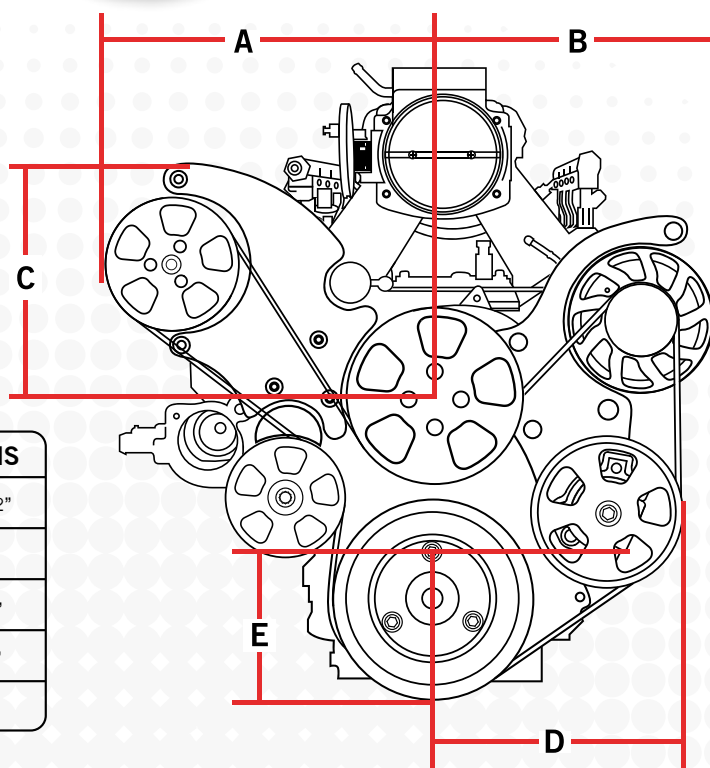
** Will not work with variable valve timing engines.*

** NOT for hydroboost engines*

** Serpentine Belt Included*

81200

LS Serpentine Pulley Kit



TO FRONT FACE OF	FROM BLOCK FACE	DIMENSIONS
AC COMPRESSOR COVER	7.75"	PART A: 11 1/2"
ALTERNATOR PULLEY	6.85"	PART B: 10"
WATER PUMP PULLEY	7.00"	PART C: 7 1/2"
POWER STEERING PULLEY	6.50"	PART D: 8 1/2"
CRANKSHAFT PULLEY	6.50"	PART E: 5"

**HC5005**

Sanden SD-7 Style A/C Compressor
Serpentine Belt

P CH

**JM2010**

GM Type 2 Power Steering Pump

CH S

**ES1006C**

GM CS130 Alternator, Serpentine Belt,
160 AMP

CH

**HC8936**

TSP LSX Customized Aluminum
Mechanical Water Pump with Hub

CH

**81102**

TSP LSX Harmonic Balancer Steel
Damper

BK

**LS SERPENTINE
PULLEY KIT****HC5005**

Sanden SD-7 Style A/C Compressor
Serpentine Belt, 6 Groove, Silver Clutch
Polished, Chrome

JM2010

GM Type 2 Power Steering Pump
AN-8 Inlet, AN-6 Outlet
Chrome, Satin

ES1006C


GM CS130 Alternator, 160 AMP,
Serpentine Belt, 1 Wire or OEM Wire
Setup, Side Battery Post
Fits 1968-1995
Chrome

HC8936

TSP LSX Customized Aluminum
Mechanical Water Pump with Hub for
81200 Serpentine Front End Kit
Chrome

81102

TSP LSX Harmonic Balancer Steel
Damper, 360° Markings
Black



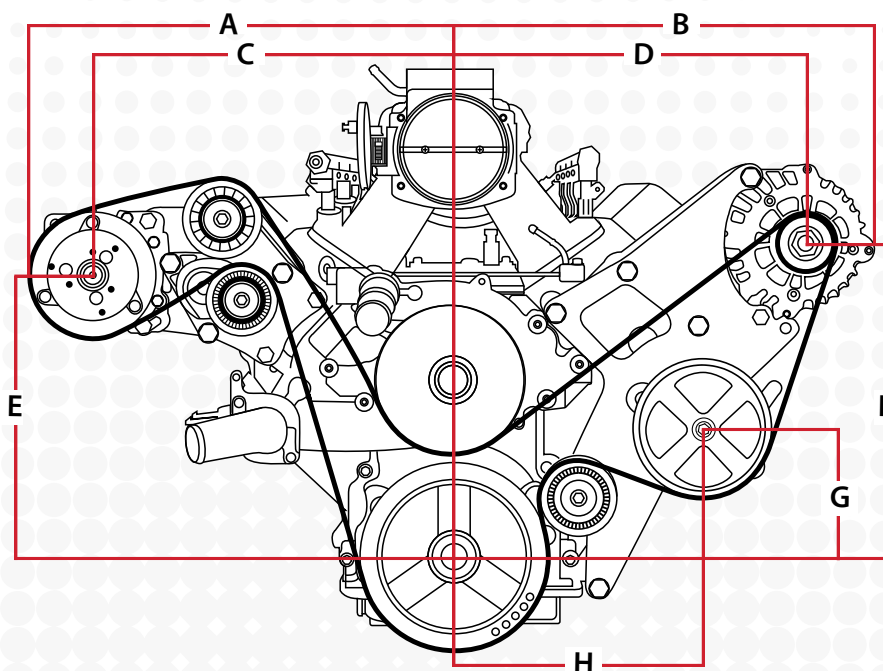
CAR RELOCATION KIT INCLUDES:

- 81201*: Alternator & Power Steering Pump Bracket, Brushed Aluminum
- 81202: AC Compressor Bracket, Brushed Aluminum
- 2 Idler Pulley

**NOT INCLUDED: Power Steering Pulley
GM #12568997*

Must use tensioner GM#12569301

PART	DIMENSIONS
A	16.60"
B	16.68"
C	14.16"
D	13.80"
E	11.51"
F	12.47"
G	5.39"
H	9.53"



**HC5002C**

CH

Sanden Style 508 Style A/C Compressor
Serpentine Belt

**JM2010**

CH S

GM Type 2 Power Steering Pump
AN-8 Inlet, AN-6 Outlet

LS CAR RELOCATION KIT**HC5002C**

Sanden 508 R134A Style
A/C Compressor Serpentine Belt,
Black Clutch, Chrome

JM2010

GM Type 2 Power Steering Pump
AN-8 Inlet, AN-6 Outlet
Chrome, Satin

ES1024C

GM LS Truck AD244 Alternator,
220 AMP, Serpentine Belt,
4 Pin Connector
Chrome

**ES1024C**

CH

GM LS Truck AD244 Alternator,
Serpentine Belt, 220 AMP

**HC8934***

S

GM LS1/LS2/LS6 Car Aluminum
Mechanical Water Pump

HC8934*

GM LS1/LS2/LS6 Car, Aluminum
Mechanical Water Pump
Fits 1997-2006, OEM Replacement
Satin

81201

TSP LS1/LS2 '98-'02 Camaro and
Firebird/GTO, Alternator & Power
Steering Pump Relocation Bracket,
Brushed Aluminum
Natural, Black

81202

TSP LS1/LS2 '98-'02 Camaro and
Firebird/GTO, A/C Compressor
Relocation Bracket, Brushed Aluminum
Natural, Black

* OEM Replacement

**81201**


N BK

TSP LS1/LS2 '98-'02 Camaro and
Firebird/GTO, Alternator & Power
Steering Pump Relocation Bracket

**81202**

N BK

TSP LS1/LS2 '98-'02 Camaro and
Firebird/GTO, A/C Compressor
Relocation Bracket



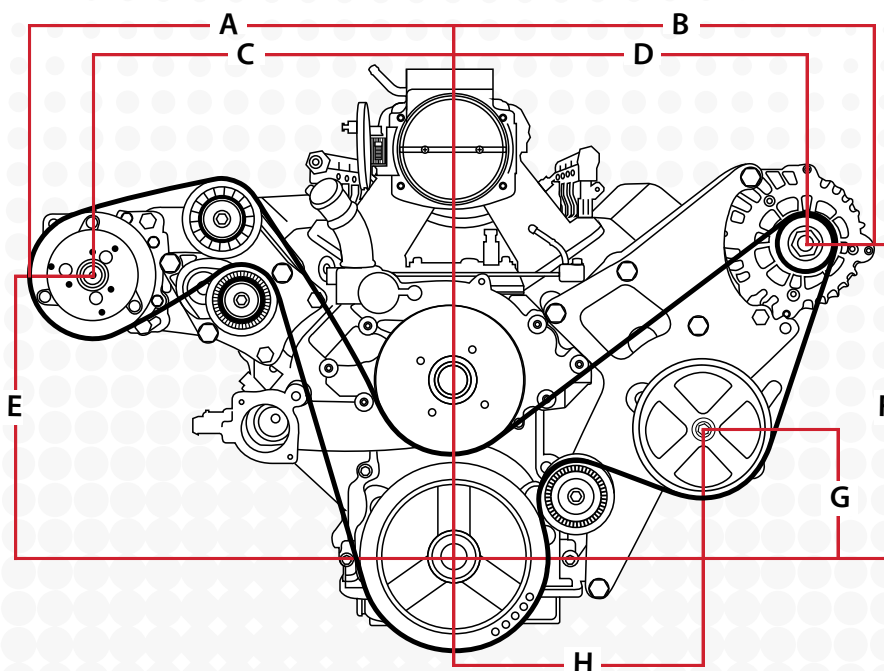
TRUCK RELOCATION KIT INCLUDES:

- 81203*: Alternator & Power Steering Pump Bracket, Brushed Aluminum
- 81204: AC Compressor Bracket, Brushed Aluminum
- 2 Idler Pulley

**NOT INCLUDED: Power Steering Pulley
GM #12568997*

Must use tensioner GM#12560344

PART	DIMENSIONS
A	16.60"
B	16.68"
C	14.16"
D	13.80"
E	11.51"
F	12.47"
G	5.39"
H	9.53"



**HC5002C**

CH

Sanden Style 508 Style A/C Compressor
Serpentine Belt

**JM2010**

CH S

GM Type 2 Power Steering Pump

**ES1024C**

CH

GM LS Truck AD244 Alternator,
Serpentine Belt, 220 AMP

**HC8935***

S

GM LSX Truck 4.8L/5.3L/6.0L Aluminum
Mechanical Water Pump

**81203**

N BK

TSP LS Truck '99+/Gen 5 Camaro
2010+ Alternator & Power Steering
Pump Relocation Bracket

**81204**

N BK

TSP LS Truck '99+/Gen 5 Camaro
2010+ A/C Compressor Relocation
Bracket

LS TRUCK RELOCATION KIT

HC5002C

Sanden 508 R134A Style
A/C Compressor Serpentine Belt,
Black Clutch, Chrome

JM2010

GM Type 2 Power Steering Pump
AN-8 Inlet, AN-6 Outlet
Chrome, Satin

ES1024C

GM LS Truck AD244 Alternator,
220 AMP, Serpentine Belt,
4 Pin Connector
Chrome

HC8935*

GM LSX Truck 4.8L/5.3L/6.0L,
Aluminum Mechanical Water Pump
Fits 1999-2006, OEM Replacement
Satin

81203

TSP LS Truck '99+/Gen 5 Camaro 2010+
Alternator & Power Steering Pump
Relocation Bracket, Brushed Aluminum
Natural, Black

81204

TSP LS Truck '99+/Gen 5 Camaro 2010+
A/C Compressor Relocation Bracket,
Brushed Aluminum
Natural, Black

*** OEM Replacement**

LS INTAKES



81001:

- Fabricated GM LS1/LS2/LS6 EFI intake manifold
- 6061-T6 Polished Aluminum
- 102mm Throttle body opening
- Velocity stacked intake runners
- Runners are 5mm smaller for better air flow
- Runners length are 5.0 inches long
- 3mm thick aluminum
- 15 degree angle
- Overall Height: 6-3/4 inches
- Finish: Black, Clear Anodized



Velocity stacks for better air flow



15 Degree Front Angle



TIG Welding

**81002 NEW!**

BK CA

GM LS1/LS2/LS6 EFI Intake Manifold

**81003**

BK CA

GM LS3/L92 EFI Intake Manifold

**81007**

CA

GM LS7 EFI Intake Manifold

**JM8081-5**

P CA

GM LS Fabricated Valve Cover Center Bolt w/o Coil Mounts

**JM8081-6**

P CA

GM LS Fabricated Valve Cover Center Bolt w/ Coil Mounts

**JM8081-7**


P CA

GM LS1 Fabricated Coil Cover Center Bolt w/ Oil Filler Neck, Patent # D735759

**81100**

N BK

GM LSX to Chevy SB Motor Mount Adapter Plates

**81101**

Chevy SB/BB Polyurethane Motor Mount, 1 unit

81001

GM LS1/LS2/LS6 EFI Aluminum Fabricated Intake Manifold, 15° Angle 102mm Throttle Body Opening Black, Clear Anodized

81002 NEW!

GM LS1/LS2/LS6 EFI Aluminum Fabricated Intake Manifold, Straight 102mm Throttle Body Opening Black, Clear Anodized

81043 NEW!

GM LS1/LS2/LS6 EFI Aluminum Fabricated Intake Manifold, 15° Angle 92mm Throttle Body Opening Black, Clear Anodized

81044 NEW!

GM LS1/LS2/LS6 EFI Aluminum Fabricated Intake Manifold, Straight 92mm Throttle Body Opening Black, Clear Anodized

81003

GM LS3/L92 EFI Aluminum Fabricated Intake Manifold, 102mm Throttle Body Opening Black, Clear Anodized

81007

GM LS7 EFI Aluminum Fabricated Intake Manifold, 102mm Throttle Body Opening Clear Anodized

JM8081-5

GM LS Aluminum Fabricated Valve Cover, Center Bolt without Coil Mounts, Oil Filler Hole Polished, Clear Anodized

JM8081-6

GM LS Aluminum Fabricated Valve Cover, Center Bolt with Coil Mounts, Oil Filler Hole Polished, Clear Anodized

JM8081-7

GM LS1 Aluminum Fabricated Coil Cover, Center Bolt with Billet Oil Filler Neck, Patent # D735759 Polished, Clear Anodized

81100

GM LSX to Chevy SB Motor Mount Adapter Plates, Brushed Billet Aluminum Natural, Black

81101

Chevy SB/BB Polyurethane Motor Mount, 1 unit Red/Zinc

81102

TSP LSX Harmonic Balancer Steel Damper, 360° Markings
Black

JM7002

GM LSX 3HP High Torque Starter, Tilton Style
Red, Black, Chrome

ES1024C

GM LS Truck AD244 Alternator, 220 AMP, Serpentine Belt, 4 Pin Connector
Chrome

HC8934*

GM Car LS1/LS2/LS6, Aluminum Mechanical Water Pump
Fits 1997-2006, OEM Replacement
Satin

HC8935*

GM LSX Truck 4.8L/5.3L/6.0L, Aluminum Mechanical Water Pump
Fits 1999-2006, OEM Replacement
Satin

HC8936

TSP LSX Customized Aluminum Mechanical Water Pump with Hub for 81200 Serpentine Front End Kit
Chrome

81019 **NEW!**

Billet Aluminum Oil Filter Relocation Kit
6 Ft. Hose Included
Black

81006*

GM LSX Oil Pan Gasket, Neoprene
- Will not fit LS7 and LS9 series engines

***OEM Replacement**



81102

BK

TSP LSX Harmonic Balancer Steel Damper



JM7002

R BK CH

GM LSX 3HP High Torque Starter, Tilton Style



ES1024C

CH

GM LS Truck AD244 Alternator, Serpentine Belt, 220 AMP



HC8934*

S

GM LS1/LS2/LS6 Car Aluminum Mechanical Water Pump



HC8935*

S

GM LSX Truck 4.8L/5.3L/6.0L Aluminum Mechanical Water Pump



HC8936

CH

TSP LSX Customized Aluminum Mechanical Water Pump with Hub



**6 Ft. Hose Included*

81019 **NEW!**

BK

Billet Aluminum Oil Filter Relocation Kit



81006*

GM LSX Oil Pan Gasket, Neoprene

**81004-CA-F | 81004-BK-F | 81004-P-F**

GM LS1/LS2/LS3/LS6 Aluminum
Fabricated Oil Pan, Front Sump

81004-CA-R | 81004-BK-R | 81004-P-R

GM LS1/LS2/LS3/LS6 Aluminum
Fabricated Oil Pan, Rear Sump

**81017**

GM LS1/LS2/LS3/LS6 Oil Pan Pickup
Front Sump

**81018**

GM LS1/LS2/LS3/LS6 Oil Pan Pickup
Rear Sump

**81008**

GM LS1/LS2/LS6 Billet Aluminum
Fuel Rail with Middle Pipe

SL BK

**81042 NEW!**

GM LSX 4 Bolt Throttle Body, 92mm

M BK

**81012**

GM LSX 4 Bolt Throttle Body, 102mm

M BK

**81013**

GM LSX Throttle Cable Bracket, 105mm

SL BK

81004-F

GM LS1/LS2/LS3/LS6 Aluminum
Fabricated Oil Pan, Front Sump, 7-QT
Black, Polished, Clear Anodized

81004-R

GM LS1/LS2/LS3/LS6 Aluminum
Fabricated Oil Pan, Rear Sump, 7-QT
Black, Polished, Clear Anodized

81017

GM LS1/LS2/LS3/LS6 Oil Pan Pickup,
Front Sump

81018

GM LS1/LS2/LS3/LS6 Oil Pan Pickup,
Rear Sump

81008

GM LS1/LS2/LS6 Billet Aluminum Fuel
Rail with Middle Pipe
Silver, Black

81009

GM LS3/LS7 Billet Aluminum Fuel Rail
with Middle Pipe
Silver, Black

81042 NEW!

GM LSX 4 Bolt Throttle Body, 92mm
Machined, Black

81012

GM LSX 4 Bolt Throttle Body, 102mm
Machined, Black

81013

GM LSX Throttle Cable Steel Bracket,
105mm
Silver, Black


* OEM Replacement

LS COIL RELOCATION KIT



- **81015** : GM LS2/LS3/LS7/LS9 Car Performance Ignition Coil
- **81020** : GM LSX Aluminum Remote Ignition Coil Mounting Bracket

TSP's LS Coil Relocation Kit is a great way to move those unsightly LS coils off of the valve covers. Anyone who's tried to beautify an LS engine knows that step one is hiding or relocating the ignition coils, and this kit does just that. It has been designed to fit two of the most common LSX coils. Constructed from lightweight aluminum, this bracket allows for easy mounting.



- **81016** : GM LS2 Truck Performance Ignition Coil
- **81020** : GM LSX Aluminum Remote Ignition Coil Mounting Bracket

**81015****R**

GM LS2/LS3/LS7/LS9 Car Performance Ignition Coil

**81016****R**


GM LS2 Truck Performance Ignition Coil

**81021 NEW!**

GM LSX Ignition Coil Extension Cable 24" length

**81024 NEW!**


GM LSX Ignition Coil Relocation Harness, 12" length

**81005****N**

GM LS1/LS6 Billet Aluminum Coil Brackets

**81022 NEW!****N BK**

GM LSX Car Aluminum Ignition Coil Mounting Bracket

**81023 NEW!****N BK**

GM LSX Truck Aluminum Ignition Coil Mounting Bracket

**81020 NEW!****N BK**

GM LSX Aluminum Remote Ignition Coil Mounting Bracket

TSP LS COILS

- Magnetic steel cores specially designed to deliver 15% more spark than stock
- Shock and vibration resistant epoxy able to tolerate high temperatures
- Optimized winding
- Direct OEM replacement

81015

GM LS2/LS3/LS7/LS9 Car Performance Ignition Coil
Red

81015-8

GM LS2/LS3/LS7/LS9 Car Performance Ignition Coils - 8pc/Set
Red

81016

GM LS2 Truck Performance Ignition Coil
Red

81016-8

GM LS2 Truck Performance Ignition Coils - 8pc/Set
Red

81021 NEW!

GM LSX Ignition Coil Extension Cable, 24" length

81024 NEW!

GM LSX Ignition Coil Relocation Harness 12" length

81005

GM LS1/LS6 Billet Aluminum Coil Brackets
Natural

81022 NEW!

GM LSX Car Aluminum Ignition Coil Mounting Bracket
Natural, Black

81023 NEW!

GM LSX Truck Aluminum Ignition Coil Mounting Bracket
Natural, Black

81020 NEW!

GM LSX Aluminum Remote Ignition Coil Mounting Bracket
Natural, Black

PRO SERIES PRO BILLET DISTRIBUTORS

IGNITION




Fully adjustable mechanical advance



Ball bearing supported shaft for stability up to 10,000 RPM



Adjustable collar for decked blocks*
**Chevy Only*



Precision CNC machined body

TSP's Pro Series Pro Billet Distributor is for the racer who needs added spark and precision for their high performance power plant. It features a high quality, fully adjustable mechanical advance and an accurate magnetic pickup trigger. The CNC-machined aluminum body and hardened steel shaft, guided by a sealed ball bearing on top and a sintered steel bushing on the bottom, ensure stability up to 10,000 RPM. The dielectric cap features bolt-down and twist-lock capabilities. It has solid brass terminals and comes with a color-matched wire retainer.

Requires a capacitive discharge ignition (CDI) system (See Page 39-40)



JM7601

Chevy SB/BB V8 Engine
Pro Series Pro Billet Distributor

CAP DIMENSION: REFER TO PAGE 132



JM7601-1*

Chevy SB/BB with Vacuum Advance

R BK



JM7602

Ford SB 289/302

R BK BL



JM7603

Oldsmobile SB/BB

R BK



JM7604

Pontiac SB/BB

R BK



JM7606

Ford 351 Cleveland/Ford BB 429-460

R BK BL



JM7609

Chevy 348/409

R BK



JM7610

Ford 351 Windsor

R BK BL



JM7613

Mopar SB 273/318/340/360

R BK

PRO SERIES PRO BILLET DISTRIBUTORS

JM7601*

Chevy SB/BB V8 Engine
Pro Series Pro Billet Distributor
Red, Black

JM7601-1* (with Vacuum Advance)

Chevy SB/BB V8 Engine
Pro Series Pro Billet Distributor with
Vacuum Advance
Red, Black

JM7602

Ford SB 289/302 V8 Engine
Pro Series Pro Billet Distributor
Red, Black, Blue

JM7603

Oldsmobile SB/BB V8 Engine
Pro Series Pro Billet Distributor
Red, Black

JM7604

Pontiac SB/BB V8 Engine
Pro Series Pro Billet Distributor
Red, Black

JM7606

Ford 351 Cleveland/Ford BB 429-460
V8 Engine Pro Series Pro Billet Distributor
Red, Black, Blue

JM7609

Chevy 348/409 V8 Engine
Pro Series Pro Billet Distributor
Red, Black

JM7610

Ford 351 Windsor V8 Engine
Pro Series Pro Billet Distributor
Red, Black, Blue

JM7613

Mopar SB 273/318/340/360
V8 Engine Pro Series Pro Billet Distributor
Red, Black

***Will not work if it uses a governor**

JM7614**

Mopar BB 413/426/440 V8 Engine
Pro Series Pro Billet Distributor
Red, Black

JM7619**

Mopar BB 383/400 V8 Engine
Pro Series Pro Billet Distributor
Red, Black

JM7650

Volkswagen Beetle 1.3
Pro Series Pro Billet Distributor
Red

****Will not fit fabricated valve covers**



JM7614**



Mopar BB 413/426/440



JM7619**




Mopar BB 383/400



JM7650



Volkswagen Beetle 1.3




JM7702BL
Pro Series Ready to Run Distributor

JM6930BL
External Ignition Coil

PERFORMANCE IGNITION KIT



JM7601R
Pro Series Pro Billet Distributor



JM6930R
External Ignition Coil



JM6931R
Pro Series 6AL Digital Power Box




PRO SERIES READY TO RUN DISTRIBUTORS

IGNITION



Fully adjustable mechanical advance



High output circuit board module with digital tach output



Ball bearing supported shaft for stability up to 10,000 RPM



Precision CNC machined body



JM7702

Ford SB 289/302W V8 Engine
Pro Series Ready to Run

INSTALLATION: REFER TO PAGE 131

TSP's Pro Series Ready to Run Distributor is perfect for a street performance upgrade. It features a CNC-machined billet aluminum body and hardened steel shaft, with a sealed ball bearing on top and a sintered steel bushing on the bottom. It also comes with a fully adjustable mechanical advance, vacuum advance, magnetic pickup trigger, and a high-output circuit board module with digital tach output. The dielectric cap comes with solid brass terminals and a color-matched wire retainer.



JM7701* R BK BL
Chevy SB/BB - Adjustable Collar



JM7701-2* R BK
Chevy SB/BB - Fixed Collar



JM7702-5 NEW! R BK BL
Ford SB 302, 5.0L EFI to Carb



JM7703 R BK
Oldsmobile SB/BB



JM7704 R BK
Pontiac SB/BB



JM7706 R BK BL
Ford 351 Cleveland/Ford BB 429-460



JM7708 R BK BL
Ford FE 352/360/390/427/428



JM7709 R BK
Chevy 348-409

PRO SERIES READY TO RUN DISTRIBUTORS

Must connect tach to negative side of the coil if exceeding 6000 RPM, Recommended use JM6930 coil.

JM7701* (Adjustable Collar)

Chevy SB/BB V8 Engine Pro Series Ready to Run Distributor, Adjustable Collar
Red, Black, Blue

JM7701-2* (Fixed Collar)

Chevy SB/BB V8 Engine Pro Series Ready to Run Distributor, Fixed Collar
Red, Black

JM7702

Ford SB 289/302W V8 Engine Pro Series Ready to Run Distributor
Red, Black, Blue

JM7702-5 **NEW!**

Ford SB 302 V8 Engine, 5.0L EFI to Carb Pro Series Ready to Run Distributor
Red, Black, Blue

JM7703

Oldsmobile SB/BB V8 Engine Pro Series Ready to Run Distributor
Red, Black

JM7704

Pontiac SB/BB V8 Engine Pro Series Ready to Run Distributor
Red, Black

JM7706

Ford 351 Cleveland/Ford BB 429-460 V8 Engine Pro Series Ready to Run Distributor
Red, Black, Blue

JM7708

Ford FE 352/360/390/427/428 V8 Engine Pro Series Ready to Run Distributor
Red, Black, Blue

JM7709

Chevy 348-409 V8 Engine Pro Series Ready to Run Distributor
Red, Black

***Will not work if it uses a governor**

JM7710

Ford 351 Windsor V8 Engine
Pro Series Ready to Run Distributor
Red, Black, Blue

JM7711

AMC/Jeep 232-258 I6 Engine
Pro Series Ready to Run Distributor
Red, Black

JM7712

AMC/Jeep 290-401 V8 Engine
Pro Series Ready to Run Distributor
Red, Black

JM7713

Mopar SB 273/318/340/360 V8 Engine
Pro Series Ready to Run Distributor
Red, Black

JM7714**

Mopar BB 413/426 Hemi/440 Hemi
V8 Engine
Pro Series Ready to Run Distributor
Red, Black

JM7715

Chevy Corvette SB/BB Tach Drive
V8 Engine
Pro Series Ready to Run Distributor
Red, Black

JM7716

1941-1962 Early Chevy 194/216/235,
1968-1987 Toyota Land Cruiser F 2F,
I6 Engine Pro Series Ready to Run
Distributor
Red, Black

JM7717

Cadillac 472/500 V8 Engine
Pro Series Ready to Run Distributor
Red, Black

****Will not fit fabricated valve covers**

**JM7710**

Ford 351 Windsor

**JM7711**

AMC/Jeep 232-258

**JM7712**

AMC/Jeep 290-401

**JM7713**

Mopar SB 273/318/340/360

**JM7714****

Mopar BB 413/426 Hemi/440 Hemi

**JM7715**

Chevy Corvette SB/BB Tach Drive

**JM7716**

1941-1962 Early Chevy 194/216/235
1968-1987 Toyota Land Cruiser F 2F

**JM7717**

Cadillac 472/500





JM7719**

Mopar BB 383/400

R BK



JM7721 NEW!

Chevy V6 Engine

R BK



JM7723 NEW!

Chevy 230/250/292

R BK



JM7724 NEW!

Buick SB

R BK



JM7725 NEW!

Buick BB

R BK



JM7727

Ford 144/200/250

R BK BL



JM7728 NEW!

Ford 240/300

R BK BL



JM7732

Chevy Corvair

R BK

JM7719**

Mopar BB 383/400 V8 Engine
Pro Series Ready to Run Distributor
Red, Black

JM7721 NEW!

Chevy V6 Engine Pro Series
Ready to Run Distributor
Red, Black

JM7723 NEW!

Chevy 230/250/292 I6 Engine
Pro Series Ready to Run Distributor
Red, Black

JM7724 NEW!

Buick SB V8 Engine Pro Series
Ready to Run Distributor
Red, Black

JM7725 NEW!

Buick BB V8 Engine Pro Series
Ready to Run Distributor
Red, Black

JM7727

Ford 144/200/250 I6 Engine 5/16 Hex Shaft
Pro Series Ready to Run Distributor
Red, Black, Blue

JM7728 NEW!

Ford 240/300 I6 Engine
Pro Series Ready to Run Distributor
Red, Black, Blue

JM7732

Chevy Corvair Flat 6 Engine
Pro Series Ready to Run Distributor
Red, Black

****Will not fit fabricated valve covers**

JM7735 *NEW!*

Buick Nailhead 322-425 V8 Engine
Pro Series Ready to Run Distributor
Red, Black

JM7740 *NEW!*

1949-1953 Ford Flathead V8 Engine
Pro Series Ready to Run Distributor
Red, Black, Blue

JM7742

Ford 272/292/312 Y-Block Engine
Pro Series Ready to Run Distributor
Red, Black, Blue



JM7735 *NEW!* R BK
Buick Nailhead 322-425




JM7740 *NEW!* R BK BL
Ford Flathead



JM7742 R BK BL
Ford 272/292/312


CHEVY 383 STROKER ENGINE



HEI DISTRIBUTORS




Mechanical advance



High output HEI 4 pin module



1 wire hookup



65K Volt Coil



JM6500

Chevy SB/BB V8 Engine, 65K Volt Coil,
Super Cap HEI Distributor

CAP DIMENSION: REFER TO PAGE 132

TSP's HEI Distributor has everything you need, all under one cap. With a high-quality aluminum housing and hardened steel dual bushing construction, it is built to last. It features fully adjustable mechanical and vacuum advances, meaning precision is a breeze. It has a high-output module, high-spark 65,000 volt coil, solid brass terminals, and an easy one-wire hookup.

**JM6501***

Chevy SB/BB - OEM Cap

**JM6502**

Ford SB 289/302W

**JM6502-5**

Ford SB 302, 5.0L EFI to Carb

**JM6503**

Oldsmobile SB/BB

**JM6504**

Pontiac SB/BB

**JM6506**

Ford 351 Cleveland/Ford BB 429-460

**JM6508**

Ford FE 352/360/390/427/428

**JM6508-5**

Ford FE 330/361/391

**HEI DISTRIBUTORS****JM6500***Chevy SB/BB V8 Engine, 65K Volt Coil
HEI Distributor, Super Cap
Red, Black, Clear, Grey**JM6501***Chevy SB/BB V8 Engine, 65K Volt Coil
HEI Distributor, OEM Cap
Red, Black, Clear, Blue, Red/Black**JM6502**Ford SB 289/302W V8 Engine,
65K Volt Coil HEI Distributor
Red, Black, Clear, Blue**JM6502-5**Ford SB 302 V8 Engine, 5.0L EFI to Carb,
65K Volt Coil HEI Distributor
Red, Black, Blue**JM6503**Oldsmobile SB/BB V8 Engine,
65K Volt Coil HEI Distributor
Red, Black, Clear, Blue**JM6504**Pontiac SB/BB V8 Engine, 65K Volt Coil
HEI Distributor
Red, Black, Clear, Blue**JM6506**Ford 351 Cleveland/Ford BB 429-460
V8 Engine, 65K Volt Coil HEI Distributor
Red, Black, Clear, Blue, Orange**JM6508**Ford FE 352/360/390/427/428
V8 Engine, 65K Volt Coil HEI Distributor
Red, Black, Blue**JM6508-5**Ford FE 330/361/391 V8 Engine,
65K Volt Coil Heavy-Duty Truck
with 5/16 Shaft
Red, Black***Will not work if it uses a governor**

JM6509

Chevy 348/409 V8 Engine,
65K Volt Coil HEI Distributor
Red, Black

JM6510

Ford 351 Windsor V8 Engine,
65K Volt Coil HEI Distributor
Red, Black, Clear, Blue

JM6511

AMC/Jeep 232/258 I6 Engine,
65K Volt Coil HEI Distributor
Red, Black, Clear, Blue

JM6512

AMC/Jeep 290-401 V8 Engine,
65K Volt Coil HEI Distributor
Red, Black, Clear, Blue

JM6513

Mopar SB 273/318/340/360 V8 Engine,
65K Volt Coil HEI Distributor
Red, Black, Blue, Orange

JM6515

Chevy Corvette SB/BB Tach Drive
V8 Engine, 65K Volt Coil HEI Distributor
Red, Black, Clear, Blue

JM6516

1941-1962 Early Chevy 194/216/235,
1968-1987 Toyota Land Cruiser F 2F,
I6 Engine, 65K Volt Coil HEI Distributor
Red, Black

JM6517

Cadillac 472/500 V8 Engine,
65K Volt Coil HEI Distributor
Red, Black

**JM6509**

Chevy 348/409

**JM6510**

Ford 351 Windsor

**JM6511**

AMC/Jeep 232/258

**JM6512**

AMC/Jeep 290-401

**JM6513**

Mopar SB 273/318/340/360

**JM6515**

Chevy Corvette SB/BB Tach Drive

**JM6516**

1941-1962 Early Chevy 194/216/235
1968-1987 Toyota Land Cruiser F 2F

**JM6517**

Cadillac 472/500



**JM6520**

Chevy V6 Engine - Super Cap

**JM6521**

Chevy V6 Engine - OEM Cap

**JM6522**

Chevy 230/250/292 - Super Cap

**JM6523**

Chevy 230/250/292 - OEM Cap

**JM6524**

Buick SB

**JM6525**

Buick BB

**JM6527**

Ford 170/200/250

**JM6528**

Ford 240/300

**JM6520**Chevy V6 Engine, 65K Volt Coil
HEI Distributor, Super Cap
Red, Black**JM6521**Chevy V6 Engine, 65K Volt Coil
HEI Distributor, OEM Cap
Red, Black, Blue**JM6522**Chevy 230/250/292 I6 Engine,
65K Volt Coil HEI Distributor, Super Cap
Red, Black**JM6523**Chevy 230/250/292 I6 Engine,
65K Volt Coil HEI Distributor, OEM Cap
Red, Black**JM6524**Buick SB V8 Engine, 65K Volt Coil
HEI Distributor
Red, Black, Clear, Blue
*- Will not fit Buick SB 300***JM6525**Buick BB V8 Engine, 65K Volt Coil
HEI Distributor
Red, Black, Clear, Blue**JM6527**Ford 170/200/250 I6 Engine, 65K Volt Coil,
5/16 Hex Shaft HEI Distributor
Red, Black, Clear, Blue**JM6528**Ford 240/300 I6 Engine, 65K Volt Coil
HEI Distributor
Red, Black, Blue

JM6530 *NEW!*

Early Hemi Mopar 392 Engine,
65K Volt Coil HEI Distributor
Red, Black

JM6531

Early Hemi Mopar 331/354 Engine,
65K Volt Coil HEI Distributor
Red, Black

JM6535

Buick Nailhead 322-425 V8 Engine,
65K Volt Coil HEI Distributor
Red, Black



JM6530 *NEW!*



Early Hemi Mopar 392



JM6531




Early Hemi Mopar 331/354




JM6535




Buick Nailhead 322-425



PRO BILLET DISTRIBUTORS



Quick clip-on 208 series cap




Compact 3.5" diameter design



Ball bearing supported shaft



Hardened steel gears



JM6601
Chevy SB/BB V8 Engine
Pro Billet Distributor

INSTALLATION: REFER TO PAGE 131

TSP's Pro Billet Distributor is all about high performance at a low price. It features a CNC-machined aluminum body and hardened steel shaft, guided by a sealed ball bearing on top and a sintered steel bushing on the bottom. Its small form factor means it will fit almost any application, and its quick clip-on cap features solid brass terminals and comes with a color-matched wire retainer.

Requires a capacitive discharge ignition (CDI) system (See Page 39-40)



JM6602

Ford SB 289/302



JM6606

Ford 351 Cleveland/Ford BB 429-460



JM6610

Ford 351 Windsor



JM6613

Mopar SB 273/318/340/360



JM6614

Mopar BB 413/426/440



PRO BILLET DISTRIBUTORS

JM6601*

Chevy SB/BB V8 Engine
Pro Billet Distributor
Red, Black

JM6602

Ford SB 289/302 V8 Engine
Pro Billet Distributor
Red, Black, Blue

JM6606

Ford 351 Cleveland/Ford BB 429-460
V8 Engine Pro Billet Distributor
Red, Black, Blue

JM6610

Ford 351 Windsor V8 Engine
Pro Billet Distributor
Red, Black, Blue

JM6613

Mopar SB 273/318/340/360
V8 Engine Pro Billet Distributor
Red, Black

JM6614

Mopar BB 413/426/440
Pro Billet Distributor
Red, Black

***Will not work if it uses a governor**

READY TO RUN DISTRIBUTORS

IGNITION



Quick clip-on 208 series cap



Ball bearing supported shaft



Easy change module



Compact 3.5" diameter design



JM6702
Ford SB 289/302 V8 Engine
Ready to Run Distributor

INSTALLATION: REFER TO PAGE 132

TSP's Ready to Run Distributor offers performance and convenience at a great price. It features a CNC-machined billet aluminum body and hardened steel shaft, with a sealed ball bearing on top and a sintered steel bushing on the bottom. Its easy-to-change module means you won't need to use an external ignition box, and its small size will fit most applications. It has a clip-on cap with solid brass terminals and a color-matched wire retainer.

**JM6701***

Chevy SB/BB

**JM6704**

Pontiac SB/BB

**JM6706**

Ford 351 Cleveland/Ford BB 429-460

**JM6710**

Ford 351 Windsor

**JM6713**

Mopar SB 273/318/340/360

**JM6714**

Mopar BB 413/426/440



READY TO RUN DISTRIBUTORS

JM6701*

Chevy SB/BB V8 Engine
Ready to Run Distributor
Red, Black, Blue

JM6702

Ford SB 289/302 V8 Engine
Ready to Run Distributor
Red, Black, Blue

JM6704

Pontiac SB/BB V8 Engine
Ready to Run Distributor
Red, Black, Blue

JM6706

Ford 351 Cleveland/Ford BB 429-460
V8 Engine Ready to Run Distributor
Red, Black, Blue

JM6710

Ford 351 Windsor V8 Engine
Ready to Run Distributor
Red, Black, Blue

JM6713

Mopar SB 273/318/340/360 V8 Engine
Ready to Run Distributor
Red, Black, Blue

JM6714

Mopar BB 413/426/440 V8 Engine
Ready to Run Distributor
Red, Black, Blue

***Will not work if it uses a governor**

EFI DISTRIBUTORS



Solid brass terminals



Includes zinc coated steel hold down



Increased strength over stock plastic units with full aluminum construction



JM6672

GM 5.0L/5.7L 1996-2002
V8 Engine Vortec Distributor

TSP's EFI Distributors offer a great alternative to the OEM price. They are designed and constructed to meet or exceed all OEM standards. With cast aluminum bodies and solid brass terminals, these are a no-brainer when replacing an EFI distributor.



JM6651

GM EFI V6 Engine



JM6652

GM EFI V8 Engine



JM6680 **NEW!**

Ford 5.0L/302 V8 Engine



JM6684 **NEW!**

Ford 5.8L/351 V8 Engine



JM6505

Chevy LT1 V8 Engine Gen 1 Optispark



JM6507

Chevy LT1 V8 Engine Gen 2 Optispark



JM6671

GM 4.3L V6 Engine Vortec



JM6673

GM 7.4L V8 Engine Vortec



EFI DISTRIBUTORS

Our EFI distributors are built from high quality materials in order to exceed OEM standards.

JM6651

GM EFI V6 Engine 1985-1996
EFI Distributor
Red

JM6652

GM EFI V8 Engine 1987-1994
EFI Distributor
Red

JM6680 **NEW!**

Ford 5.0L/302 V8 Engine 1985-1991
EFI Distributor
Blue, Black

JM6684 **NEW!**

Ford 5.8L/351 V8 Engine 1988-1991
EFI Distributor
Red, Black

JM6688 **NEW!**

Ford 5.0L/302 V8 Engine 1991-1995
EFI Distributor
Red, Black

JM6691 **NEW!**

Ford 5.8L/351 V8 Engine 1990-1995
EFI Distributor
Red, Black

OPTISPARK DISTRIBUTOR

JM6505

GM LT1 1992-1994 V8 Engine
Gen 1 Optispark Distributor
Black

JM6507

GM LT1 1995-1997 V8 Engine
Gen 2 Optispark Distributor
Black

VORTEC DISTRIBUTOR

JM6671

GM 4.3L 1996-2007
V6 Engine Vortec Distributor
Black

JM6672

GM 5.0L/5.7L 1996-2002
V8 Engine Vortec Distributor
Black


JM6673

GM 7.4L 1996-2000
V8 Engine Vortec Distributor
Black

IGNITION ACCESSORIES

Top Street Performance's 6AL Power Boxes use the newest digital circuitry in the industry to provide maximum spark energy with less amp draw. The highly efficient electronics are housed inside a small form factor aluminum case for easy mounting on a firewall or fender of any vehicle.

- Improves spark at start and idle
- Full output at high RPM
- Adjustable Revolution limiter
- Easy connection amplifiers, points, and magnetic pickup



Digital Circuitry



Adjustable Rev. Limiter



JM6939

Mini Digital Power Box

- Spark: 95 MJ
- Primary Voltage: 435V
- Secondary: 45,000 Volts
- Spark Duration: 20° Crankshaft Rotation
- Current Draw: 0.7 AMPS per 1,000 RPM



JM6931

Digital Power Box

- Spark: 135-145 MJ
- Primary Voltage: 520-540V
- Secondary: 45,000 Volts
- Spark Duration: 20° Crankshaft Rotation
- Current Draw: 0.7 AMPS per 1,000 RPM



JM6929

R BK

6AL Style Ignition Box



JM6910

HEI Ignition Coil



**Mounting Kit Included*

JM6927

R BK BL

Canister Round Oil Filled Ignition Coil
Female Socket



**Mounting Kit Included*

JM6928

R BK BL

Canister Round Oil Filled Ignition Coil
Male Socket



JM6930

R BK BL

External E-Core Ignition Coil



JM6936

R

GM EFI Dual Connector Ignition Coil



JM6937

R

GM DIS Ignition Coil



JM6938

R BL

Ford TFI Ignition Coil

IGNITION ACCESSORIES

IGNITION BOXES

With increased spark intensity, the 6AL Power Box will help any engine produce more power, and increase throttle response. They're compatible with points and electronic ignitions. They work with 4, 6, and 8-cylinder engines. It will work best with TSP Pro Series Pro Billet Distributors.

JM6929

6AL Style Ignition Box
Red, Black

JM6931

Digital 6AL Power Box
with Revolution Limiter
Red, Black

JM6939

Mini Digital 6AL Power Box
with Revolution Limiter
Red, Black

IGNITION COILS

JM6910

HEI Ignition 65K Volt Coil

JM6927

Canister Round Oil Filled Ignition Coil,
45K Volt, Female Socket,
Mounting Kit Included
Red, Black, Blue

JM6928

Canister Round Oil Filled Ignition Coil,
45K Volt, Male Socket,
Mounting Kit Included
Red, Black, Blue

JM6930

External E-Core Ignition Coil, 50K Volt
Red, Black, Blue

JM6936

GM 1985-1996 EFI Dual Connector
Ignition Coil, 48K Volt
Red

JM6937

GM 1986-2003 DIS Ignition Coil,
48K Volt
Red

JM6938

Ford 1984-1998 TFI Ignition Coil,
48K Volt
Red, Blue

TSP IGNITION COILS

- Magnetic steel cores specially designed to deliver 15% more spark than stock
- Shock and vibration resistant epoxy able to tolerate high temperatures
- Optimized winding
- Direct OEM replacement

JM802-6 **NEW!**

Ford/Mazda/Mercury 2000-2008
V6 Engine Ignition Coil,
35K Volt, 6pc/Set
Blue

JM6804-6 **NEW!**

Ford/Mazda/Mercury 2000-2008
V6 Engine Ignition Coil,
35K Volt, 6pc/Set
Blue

JM6807 **NEW!**

Ford/Mazda/Mercury 1990-2011
V6 Engine Ignition Coil, 40K Volt,
EDIS Horizontal Harness Connector
Blue

JM6808 **NEW!**

Ford/Mazda/Mercury 1989-2000
V6 Engine Ignition Coil, 40K Volt,
EDIS Vertical Harness Connector
Blue

JM6809-8 **NEW!**

Ford Coyote 5.0L 2011-2016 V8 Engine
Ignition Coil, 45K Volt, 8pc/Set
Blue

JM6810-6 **NEW!**

Ford 2007-2016 V6 Engine
Ignition Coil, 45K Volt, 6pc/Set
Blue

JM6831 **NEW!**

GM 1996-2001 Vortec Engine
Ignition Coil, 45K Volt, Single Connector
HEI Remote Mount Coil
Red

JM6840 **NEW!**

Acura 1992-2001/Honda 1990-2002
Ignition Coil, 40K Volt, Internal Coil Only
Red



JM6802-6 **NEW!**

BL

Ford/Mazda/Mercury Ignition Coil,
6pc/Set



JM6804-6 **NEW!**

BL

Ford/Mazda/Mercury Ignition Coil,
6pc/Set



JM6807 **NEW!**

BL

Ford/Mazda/Mercury Ignition Coil,
EDIS Horizontal Harness Connector



JM6808 **NEW!**

BL

Ford/Mazda/Mercury Ignition Coil,
EDIS Vertical Harness Connector



JM6809-8 **NEW!**

BL

Ford Coyote 5.0L Ignition Coil, 8pc/Set



JM6810-6 **NEW!**

BL

Ford Ignition Coil, 6pc/Set



JM6831 **NEW!**

R

GM Vortec Engine Ignition Coil, Single
Connector HEI Remote Mount Coil



JM6840 **NEW!**

R

Acura/Honda Ignition Coil
Internal Coil Only



JM6852 **NEW!**

Chrysler/Dodge/Jeep/Plymouth
Ignition Coil

R



JM6853 **NEW!**

Chrysler/Dodge/Jeep/Mini/Mitsubishi/
Plymouth Ignition Coil

R



JM6945*

Ford 2 Valve Ignition Coil

BL



JM6945-8*

Ford 2 Valve Ignition Coil, 8pc/Set

BL



JM6946

Ford 3 Valve Ignition Coil

BL



JM6946-8

Ford 3 Valve Ignition Coil, 8pc/Set

BL



JM6505CB

Chevy 1992-1994 Optispark Wire
Harness Cable



JM6507CB

Chevy 1995-1997 Optispark Wire
Harness Cable

JM6852 **NEW!**

Chrysler/Dodge/Jeep/Plymouth
1988-2003 Ignition Coil, 45K Volt
Red

JM6853 **NEW!**

Chrysler/Dodge/Jeep/Mini/Mitsubishi/
Plymouth 1997-2003 Ignition Coil,
40K Volt
Red

JM6945*

Ford 1997-2014 SOHC 4.6L/5.4L/6.8L
V8 Engine, 2 Valve Ignition Coil
Blue

JM6945-8*

Ford 1997-2014 SOHC 4.6L/5.4L/6.8L
V8 Engine, 2 Valve Ignition Coil
8 pc/Set - Blue

**Will not fit 2004 and newer F150 with 5.4L
V8 Engine. Use JM6946 for these models.*

JM6946

Ford 2004-2008 SOHC 4.6L/5.4L/6.8L
V8 Engine, 3 Valve Ignition Coil
Blue

JM6946-8

Ford 2004-2008 SOHC 4.6L/5.4L/6.8L
V8 Engine, 3 Valve Ignition Coil
8pc/Set - Blue

IGNITION ACCESSORIES

JM6505CB

Chevy 1992-1994 Optispark
Wire Harness Cable

JM6507CB

Chevy 1995-1997 Optispark
Wire Harness Cable

JM6500CB

HEI Distributor Power & Tachometer Pigtail Harness, 2-Piece

JM6933

HEI Distributor Power & Tachometer Pigtail Harness, 1-Piece

JM6930PT

Ignition Coil Wire Harness for JM6930

JM6934

HEI Distributor Module Bypass Harness for 6AL Ignition Box

JM6903

HEI Distributor OEM Coil Cover, 6 Cylinder
Black, Clear, Red

JM6904

HEI Distributor Cap Only, 8 Cylinder
Black, Blue, Clear, Red

JM6905

HEI Distributor OEM Cap Hardware Kit

JM6906

HEI Distributor Super Coil Cover
Black, Clear, Gray, Red



JM6500CB

HEI Distributor Power & Tachometer Pigtail Harness, 2-Piece



JM6933

HEI Distributor Power & Tachometer Pigtail Harness, 1-Piece



JM6930PT

Ignition Coil Wire Harness



JM6934

HEI Distributor Module Bypass Harness



JM6903

HEI Distributor OEM Coil Cover, 6 Cylinder



JM6904

HEI Distributor Cap Only, 8 Cylinder



JM6905

HEI Distributor OEM Cap Hardware Kit



JM6906

HEI Distributor Super Coil Cover





JM6907



HEI Distributor OEM Coil Cover,
8Cylinder



JM6908



HEI Distributor OEM Cap Wire Retainer



JM6913 *NEW!*

HEI Vacuum Advance Reverse
Rotation Lockout, Steel



JM6914 *NEW!*

HEI Vacuum Advance Lockout, Steel



JM6915 *NEW!*


HEI Distributor Fully Adjustable Vacuum



JM6916



HEI Distributor Rotor



JM6918

Pro Series Ready to Run Distributor
Circuit Board Module



JM6919

Pro Series Distributor Magnetic Pick-Up

JM6907

HEI Distributor OEM Coil Cover,
8 Cylinder
Black, Blue, Red

JM6908

HEI Distributor OEM Cap Wire Retainer
Black, Blue, Red

JM6913 *NEW!*

HEI Vacuum Advance Reverse Rotation
Lockout, Steel

JM6914 *NEW!*

HEI Vacuum Advance Lockout, Steel

JM6915 *NEW!*

HEI Distributor Fully Adjustable Vacuum
Advance

JM6916

HEI Distributor Rotor
Black, Blue, Clear, Red

JM6918

Pro Series Ready to Run Distributor
Circuit Board Module

JM6919

Pro Series Distributor Magnetic Pick-Up

JM6925 **NEW!**

HEI Distributor Pick-Up Coil

JM6926

Chevy HEI Distributor Hold Down
Clamp V6 & V8 Engine
Black, Blue, Silver, Red

JM6917

HEI Distributor 4-Pin Module

JM6932

Ready to Run Ignition Module

JM6941

Optispark Distributor Module/Optical
Sensor (JM6505), 1992-1994

JM6942

Optispark Distributor Module/Optical
Sensor (JM6507), 1995-1997

JM6943

GM EFI Distributor Module

JM6944

GM Vortec Distributor Module



JM6925 **NEW!**

HEI Distributor Pick-Up Coil



JM6926



Chevy HEI Distributor Hold Down
Clamp V6 & V8 Engine



JM6917

HEI Distributor 4-Pin Module



JM6932

Ready to Run Ignition Module



JM6941

Optispark Distributor Module/Optical
Sensor, 1992-1994



JM6942

Optispark Distributor Module/Optical
Sensor, 1995-1997




JM6943

GM EFI Distributor Module




JM6944

GM Vortec Distributor Module




JM6950 BK BL CL GY R
HEI Distributor Super Cap Kit, V8 Engine



JM6951 BK BL CL OR R
HEI Distributor OEM Cap Kit, V8 Engine



JM6952 BK CL R
HEI Distributor Super Cap Kit, 6 Cylinder



JM6953 BK BL CL R
HEI Distributor OEM Cap Kit, 6 Cylinder



JM6971 BK BL R
Pro Billet/Ready to Run Distributor Male Cap Kit, V8 Engine



JM6972 BK BL R
Pro Billet/Ready to Run Distributor Female Cap Kit, V8 Engine



JM6973 BK BL R
Pro Series Pro Billet/Pro Series Ready to Run Male Distributor Cap Kit, V8 Engine



JM6974 NEW! BK BL R
Pro Series Pro Billet/Pro Series Ready to Run Female Distributor Cap Kit, V8 Engine

JM6950

HEI Distributor Cap Kit, V8 Engine
Includes: Super Cap, Coil Cover, Rotor
Black, Blue, Clear, Gray, Red

JM6951

HEI Distributor Cap Kit, V8 Engine
Includes: OEM Cap, Coil Cover, Rotor
Black, Blue, Clear, Orange, Red

JM6952

HEI Distributor Cap Kit, 6 Cylinder
Includes: Super Cap, Coil Cover, Rotor
Black, Clear, Red

JM6953

HEI Distributor Cap Kit, 6 Cylinder
Includes: OEM Cap, Coil Cover, Rotor
Black, Blue, Clear, Red

JM6971

Pro Billet/Ready to Run Distributor Cap Kit,
V8 Engine
Includes: Male Cap & Rotor
Black, Blue, Red

JM6972

Pro Billet/Ready to Run Distributor Cap Kit,
V8 Engine
Includes: Female Cap & Rotor
Black, Blue, Red

JM6973

Pro Series Pro Billet/Pro Series Ready to Run
Distributor Cap Kit, V8 Engine
Includes: Male Cap, Wire Retainer, Rotor
Black, Blue, Red

JM6974 **NEW!**

Pro Series Pro Billet/Pro Series Ready to Run
Distributor Cap Kit, V8 Engine
Includes: Female Cap, Wire Retainer, Rotor
Black, Blue, Red

JM6975

Pro Series Pro Billet/Pro Series Ready to Run Distributor Cap Kit, 6 Cylinder
Includes: Male Cap, Wire Retainer, Rotor
Black, Blue, Red

JM6976 NEW!

Pro Series Pro Billet/Pro Series Ready to Run Distributor Cap Kit, 6 Cylinder
Includes: Female Cap, Wire Retainer, Rotor
Black, Blue, Red

JM6981

GM LT1 Optispark Distributor Cap Kit, 1992-1994
Includes: Cap & Rotor
Black

JM6982

GM LT1 Optispark Distributor Cap Kit, 1995-1997
Includes: Cap & Rotor
Black

JM6983

GM EFI Distributor Cap Kit
V6 Engine
Includes: Cap & Rotor
Red

JM6984

GM EFI Distributor Cap Kit
V8 Engine
Includes: Cap & Rotor
Red

JM6985

GM Vortec Distributor Cap Kit
V6 Engine
Includes: Cap & Rotor
Black

JM6986

GM Vortec Distributor Cap Kit
V8 Engine
Includes: Cap & Rotor
Black

**JM6975**

BK BL R

Pro Series Pro Billet/Pro Series Ready to Run Male Distributor Cap Kit, 6 Cylinder

**JM6976 NEW!**

BK BL R

Pro Series Pro Billet/Pro Series Ready to Run Female Distributor Cap Kit, 6 Cylinder

**JM6981**

BK

GM LT1 Optispark Distributor Cap Kit, 1992-1994

**JM6982**


BK

GM LT1 Optispark Distributor Cap Kit, 1995-1997

**JM6983**

R

GM V6 EFI Distributor Cap Kit, V6 Engine

**JM6984**

R

GM V8 EFI Distributor Cap Kit, V8 Engine

**JM6985**

BK

GM Vortec Distributor Cap Kit, V6 Engine

**JM6986**

BK

GM Vortec Distributor Cap Kit, V8 Engine

**JM6991**

Complete HEI Distributor Tune Up Kit
Super Cap

**JM6992**

Complete HEI Distributor Tune Up Kit
OEM Cap

JM6991

Complete HEI Distributor Tune Up Kit
V8 Engine
Includes: Super Cap, Coil, Module, Rotor
Black, Clear, Gray, Red

JM6992

Complete HEI Distributor Tune Up Kit
V8 Engine
Includes: OEM Cap, Coil, Module, Rotor
Black, Blue, Clear, Orange, Red

JM6926

Chevy HEI Distributor Hold Down Clamp
V6 & V8 Engine
Black, Blue, Silver, Red

JM6954BZ

Chevy SB/BB Distributor Gear
V6/V8 Engine, 0.491" Shaft
Bronze

**JM6954BZ**

Chevy SB/BB Distributor Gear
0.491" Shaft

**JM6957S**

Oldsmobile SB/BB Distributor Gear
0.491" Shaft

JM6955S

Chevy SB/BB Distributor Gear
V6/V8 Engine, 0.491" Shaft
Chromoly Steel

JM6956S

Ford SB Distributor Gear
V8 Engine, 0.491" Shaft
Chromoly Steel

JM6957S

Oldsmobile SB/BB Distributor Gear
V8 Engine, 0.491" Shaft
Chromoly Steel

**JM6958S**

Pontiac SB/BB Distributor Gear
0.491" Shaft

**JM6959S**

Ford BB/351 Cleveland Distributor Gear
0.491" Shaft

JM6958S

Pontiac SB/BB Distributor Gear
V8 Engine, 0.491" Shaft
Chromoly Steel

JM6959S

Ford BB/351 Cleveland Distributor Gear
V8 Engine, 0.491" Shaft
Chromoly Steel

JM6960S

Ford FE Distributor Gear
V8 Engine, 0.491" Shaft
Chromoly Steel

JM6961S

Jeep Distributor Gear
I6 Engine, 0.491" Shaft
Chromoly Steel

**JM6960S**

Ford FE Distributor Gear 0.491" Shaft

**JM6961S**

Jeep Distributor Gear 0.491" Shaft

JM6962S

Jeep Distributor Gear
V8 Engine, 0.491" Shaft
Chromoly Steel

JM6963S

Chevy Distributor Gear
I6 Engine, 0.491" Shaft
Chromoly Steel

JM6964S

Buick SB Distributor Gear
V8 Engine, 0.491" Shaft
Chromoly Steel

JM6965S

Buick BB Distributor Gear
V8 Engine, 0.491" Shaft
Chromoly Steel

JM6966BZ

Chevy SB/BB Distributor Gear
V6/V8 Engine, 0.500" Shaft
Bronze

JM6967S

Chevy SB/BB Distributor Gear
V6/V8 Engine, 0.500" Shaft
Chromoly Steel

JM6968S

Ford SB Distributor Gear
V8 Engine, 0.500" Shaft
Chromoly Steel

JM6969S

Ford BB/351 Cleveland Distributor Gear
V8 Engine, 0.500" Shaft
Chromoly Steel

JM9001

Billet Aluminum Wire Loom Set,
9.5mm Smooth
Chrome, Polished

JM9002

Billet Aluminum Wire Loom Set,
9.5mm Ball-Milled
Chrome, Polished

**JM6963S**

Chevy Distributor Gear 0.491" Shaft

**JM6964S**

Buick SB Distributor Gear 0.491" Shaft

**JM6965S**

Buick BB Distributor Gear 0.491" Shaft

**JM6966BZ**


Chevy SB/BB Distributor Gear
0.500" Shaft

**JM6967S**


Chevy SB/BB Distributor Gear
0.500" Shaft

**JM6969S**

Ford BB/351 Cleveland Distributor Gear
0.500" Shaft

**JM9001**

Billet Aluminum Wire Loom Set
Smooth

**JM9002**

Billet Aluminum Wire Loom Set
Ball-Milled





SP8454

Billet Aluminum Wire Loom Set
Flamed



SP8458

Billet Aluminum Wire Loom Set
Finned



SP8454

Billet Aluminum Wire Loom Set,
9.5mm Flamed
Polished

SP8458

Billet Aluminum Wire Loom Set,
9.5mm Finned
Polished, Black

50051 / 50251 / 50651

Taylor StreeThunder 8mm Spark Plug
Wire Set, 90° Plug Boots, Universal Fit
Black, Red, Blue

50053 / 50253 / 50653

Taylor StreeThunder 8mm Spark Plug
Wire Set, 135° Plug Boots, Universal Fit
Black, Red, Blue

50055 / 50255 / 50655

Taylor StreeThunder 8mm Spark Plug
Wire Set, 180° Plug Boots, Universal Fit
Black, Red, Blue

51044 / 51244

GM LS Car Taylor StreeThunder 8mm
Spark Plug Wire Set, 180° Plug Boots,
8" in length
Black, Red

51045 / 51245

GM LS Car Taylor StreeThunder 8mm
Spark Plug Wire Set, 135° Plug Boots,
9" in length
Black, Red

51046 / 51246


GM LS Truck Taylor StreeThunder 8mm
Spark Plug Wire Set, 135° Plug Boots,
10" in length
Black, Red

**Male & Female Boots Included*




50051 | 50251 | 50651

Taylor Wire Set, 90° Plug Boots



50053 | 50253 | 50653

Taylor Wire Set, 135° Plug Boots



50055 | 50255 | 50655

Taylor Wire Set, 180° Plug Boots



51044 | 51244

GM LS Car Taylor Wire Set
180° Plug Boots - 8" length



51045 | 51245

GM LS Car Taylor Wire Set,
135° Plug Boots - 9" length



51046 | 51246

GM LS Truck Taylor Wire Set
135° Plug Boots - 10" length

ALTERNATORS

ELECTRICAL



Side Battery Post: Clearance from tight cylinder head spaces



160 AMP more than stock



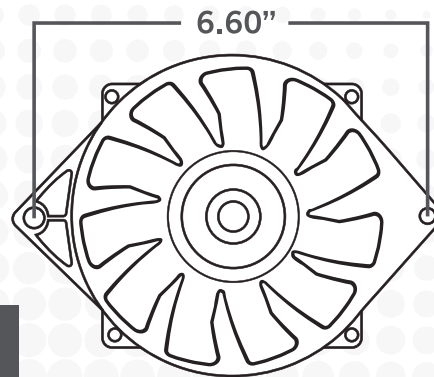
Ball bearing



ES1005C

GM CS130 Alternator with Side Battery Post, 160 AMP, V-Belt

MORE DIMENSIONS: REFER TO PAGE 135



TSP's Alternators are a fantastic upgrade to any engine, whether it's for looks or performance and reliability. They feature simple wiring and a huge amperage upgrade over stock, and they come in a beautiful chrome finish with v-belt and serpentine configurations available. Why choose function over fashion when you can have both?

**ES1024C**

CH

GM LS Truck AD244 Alternator
Serpentine Belt, 220 AMP

**ES1025C NEW!**

CH

GM LS Car CS130D Alternator
Serpentine Belt, 180 AMP

**ES1001C**

CH

GM 10SI Alternator V-Belt, 110 AMP

**ES1002C**

CH

GM CS130 Alternator V-Belt, 110 AMP

**ES1003C**

CH

GM CS130 Alternator Serpentine Belt
110 AMP

**ES1004C**

CH S

GM Denso Style Mini Alternator
V-Belt, 90 AMP

**ES1006C**

CH

GM CS130 Alternator Serpentine Belt,
160 AMP

**ES1022C**

CH

GM CS130 Alternator V-Belt, 220 AMP

ALTERNATORS**LS ALTERNATOR****ES1024C**

GM LS Truck AD244 Alternator,
220 AMP, Serpentine Belt,
4 Pin Connector
Chrome

ES1025C NEW!

GM LS Car CS130D Alternator,
180 AMP, Serpentine Belt,
4 Pin Connector
Chrome

GM ALTERNATOR**ES1001C**

GM 10SI Alternator, 110 AMP, V-Belt,
1 or OEM Wire Setup, Fits 1968-1982
Chrome

ES1002C

GM CS130 Alternator, 110 AMP, V-Belt,
1 or OEM Wire Setup, Fits 1968-1995
Chrome

ES1003C

GM CS130 Alternator, 110 AMP,
Serpentine Belt, 1 or OEM Wire Setup,
Fits 1968-1995
Chrome

ES1004C

GM Denso Style Mini Alternator,
Street Rod Race, 90 AMP, V-Belt,
1 Wire Setup
Chrome, Satin

ES1005C

GM CS130 Alternator with Side
Battery Post, 160 AMP, V-Belt,
1 or OEM Wire Setup, Fits 1968-1995
Chrome

ES1006C

GM CS130 Alternator with Side
Battery Post, 160 AMP, Serpentine Belt,
1 or OEM Wire Setup, Fits 1968-1995
Chrome

ES1022C

GM CS130 Alternator, 220 AMP, V-Belt,
1 or OEM Wire Setup, Fits 1968-1995
Chrome

FORD ALTERNATOR

ES1031C

Ford 1G Alternator, 110 AMP, V-Belt,
1 or OEM Wire Setup, Fits 1963-1986
Chrome

VW ALTERNATOR

ES1050C

VW Beetle, Mini Bus Type II 1.6L,
Melrose Sprayers with 1.6L Engine
Alternator, 55 AMP
Chrome

ALTERNATOR REPLACEMENT PARTS

ES1091C

GM 10SI Alternator Dress Up Kit
Chrome

ES1094C *NEW!*

Single Groove Steel Alternator Pulley
Chrome

ES1096C

Steel Alternator Fan Blade
Chrome



ES1031C

CH

Ford 1G Alternator V-Belt, 110 AMP



ES1050C

CH


VW 1.6L Engine Alternator, 55 AMP



ES1091C

CH

GM 10SI Alternator Dress Up Kit



ES1094C *NEW!*

CH

Single Groove Steel Alternator Pulley



ES1096C

CH

Steel Alternator Fan Blade

CHEVY 383 STROKER ENGINE



STARTERS




Staggered Bolt Pattern



Compatible to 168 Tooth Flywheel



Natural Finish



JM7007

Chevy SB/BB 1.9HP Starter, Staggered Mount, Denso Style, 168 Tooth Flywheel

STARTER DIMENSIONS: REFER TO PAGE 137

TSP's Starters guarantee reliable starting power. After all, what's the point of a high performance engine if it doesn't start? These reliable starters feature a compact design for added clearance to fit most engine configurations. They are available in multiple styles and finishes.



JM7001SK

JM7001 Shim Bolt Kit



JM7001

R BK CH

Chevy SB/BB 3HP High Torque Starter, Tilton Style



JM7002

R BK CH

GM LSX 3HP High Torque Starter, Tilton Style



JM7001SK

JM7001 Shim Bolt Kit

JM7001

Chevy SB/BB 3HP High Torque Starter, 153 or 168 Tooth Flywheel, Tilton Style
Red, Black, Chrome

JM7002

GM LSX 3HP High Torque Starter, Tilton Style
Red, Black, Chrome

JM7007

Chevy SB/BB 1.9HP Starter, Staggered Mount, Denso Style, 168 Tooth Flywheel
Red, Black



JM7003

BK CH

Ford SB/BB/FE 3HP High Torque Starter, Tilton Style



JM7008 NEW!

R BK

Oldsmobile/Pontiac 1.9HP Starter, 360° Rotation, Denso Style

JM7009 NEW!

R BK

GM LSX 1.9HP Starter, 360° Rotation, Denso Style
Red, Black

FORD STARTER

JM7003

Ford SB/BB/FE 3HP High Torque Starter, Tilton Style
Black, Chrome

- Will not work on manual transmission
Ford SB/BB 1979 and older;
Ford FE 1963 and older

OLDSMOBILE/PONTIAC STARTER

JM7008 NEW!

Oldsmobile/Pontiac 1.9HP Starter, 360° Rotation, Denso Style
Red, Black

WATER PUMPS



1/2" Hub, 25% thicker than OEM for more durability



Made from light weight 356-T Aluminum



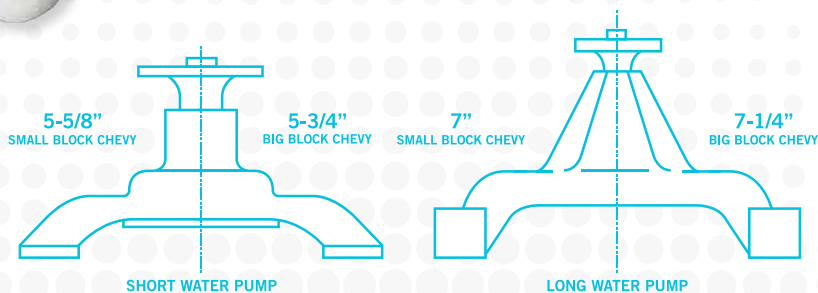
Heavy duty bearings & seals



8 blade cast aluminum anti-cavitation impeller



HC8012
Chevy SB Aluminum Mechanical Water Pump, Long Style



TSP's High Flow Water Pumps offer that extra cooling power you need for your street performance engine. With an 8-blade, cast aluminum anti-cavitation impeller, these flow at about 40% above most stock pumps. The heavy duty bearings and seals keep the shaft stable, ensuring excellent performance and reliability. The housings are cast from lightweight A356-T6 aluminum and come in multiple finishes to achieve any desired aesthetic.



HC8008



Chevy SB Corvette/Chevy SB Circle Track Short Style



HC8009



Chevy 348/409



HC8011



Chevy SB Short Style



HC8013



Chevy SB Reverse Rotation Short Style



HC8014



Chevy SB Reverse Rotation Long Style



HC8021



Chevy BB Short Style



HC8022



Chevy BB Long Style



HC8049



Ford SB 289/302/351 Windsor Outlet to Passenger Side

HIGH FLOW MECHANICAL WATER PUMPS

HC8008

1971-1982 Chevy SB Corvette/Chevy SB Circle Track Aluminum Mechanical Water Pump with 3/4" Shaft, Short Style
Chrome, Satin, Polished

HC8009

Chevy 348/409 Aluminum Mechanical Water Pump
Chrome, Satin, Polished

HC8011

Chevy SB Aluminum Mechanical Water Pump, Short Style
Chrome, Satin, Polished

HC8012

Chevy SB Aluminum Mechanical Water Pump, Long Style
Chrome, Satin, Polished

HC8013

Chevy SB Reverse Rotation Aluminum Mechanical Water Pump, Short Style
Chrome, Satin, Polished

HC8014

Chevy SB Reverse Rotation Aluminum Mechanical Water Pump, Long Style
Chrome, Satin, Polished

HC8021

Chevy BB Aluminum Mechanical Water Pump, Short Style
Chrome, Satin, Polished

HC8022

Chevy BB Aluminum Mechanical Water Pump, Long Style
Chrome, Satin, Polished

HC8049 (Passenger Side Outlet)

Ford SB 289/302/351 Windsor Aluminum Mechanical Water Pump, Outlet to Passenger Side
Chrome, Satin, Polished

HC8050 (Driver Side Outlet)

Ford SB 289/302/351 Windsor
Aluminum Mechanical Water Pump,
Outlet to Driver Side
Chrome, Satin, Polished

HC8051

Ford 351 Cleveland/351M/400
Aluminum Mechanical Water Pump
Chrome, Satin, Polished

HC8052

Ford BB 429/460 Aluminum
Mechanical Water Pump
Chrome, Satin, Polished

- Will not fit 1969 Ford 429 Boss

HC8053

Ford FE 352**/390/406/410/427/428
Aluminum Mechanical Water Pump
Chrome, Satin, Polished

**Will not fit 1958-1960

HC8054*

Ford SB 302/351 Windsor Reverse
Rotation Aluminum Mechanical Water
Pump

Fits 1985-1993

Chrome, Satin, Polished

HC8934*

GM LS1/LS2/LS6 Car, Aluminum
Mechanical Water Pump
Fits 1997-2006, OEM Replacement
Satin

HC8935*

GM LSX Truck 4.8L/5.3L/6.0L,
Aluminum Mechanical Water Pump
Fits 1999-2006, OEM Replacement
Satin

HC8936

TSP LSX Customized Aluminum
Mechanical Water Pump with Hub for
81200 Serpentine Front End Kit
Chrome

*OEM Replacement



HC8050

CH S P

Ford SB 289/302/351 Windsor
Outlet to Driver Side



HC8051

CH S P

Ford 351 Cleveland/351M/400



HC8052

CH S P

Ford BB 429/460



HC8053

CH S P

Ford FE 352/390/406/410/427/428



HC8054*

CH S P

Ford SB 302/351 Windsor
Reverse Rotation



HC8934*

S

GM LS1/LS2/LS6 Car Aluminum
Mechanical Water Pump



HC8935*

S

GM LSX Truck 4.8L/5.3L/6.0L Aluminum
Mechanical Water Pump



HC8936

CH

TSP LSX Customized Aluminum
Mechanical Water Pump with Hub

**HC8010**

Chevy SB

BK CH**HC8020**

Chevy BB

BK CH**HC8030**

Ford SB 289/302/351 Windsor

BK CH**HC8031**

Ford 351 Cleveland

BK CH**HC8040**

Ford BB 429/460

BK CH**SP8455**

Chevy SB/BB 45°

BK P**SP8456**

Chevy SB/BB 90°

BK P**SP8459**

Chevy SB/BB 15°

BK P

HIGH FLOW ELECTRIC WATER PUMPS

HC8010Chevy SB 35 GPM Aluminum Electric Water Pump
Black, Chrome**HC8020**Chevy BB 35 GPM Aluminum Electric Water Pump
Black, Chrome**HC8030**Ford SB 289/302/351 Windsor 35 GPM Aluminum Electric Water Pump,
Back Plate Included
Black, Chrome**HC8031**Ford 351 Cleveland 35 GPM Aluminum Electric Water Pump, Back Plate Included
Black, Chrome**HC8040**Ford BB 429/460 35 GPM Aluminum Electric Water Pump, Back Plate Included
Black, Chrome

WATER NECKS

SP8455Chevy SB/BB 45° Aluminum Water Neck
360° Swivel, 283-454 V8 Engine
Black, Polished**SP8456**Chevy SB/BB 90° Aluminum Water Neck
360° Swivel, 283-454 V8 Engine
Black, Polished**SP8459**Chevy SB/BB 15° Aluminum Water Neck
360° Swivel, 283-454 V8 Engine
Black, Polished

RADIATOR, FAN AND SHROUD

COOLING



Cut-outs with flaps for increased airflow

HC6013

Chevy Aluminum Radiator with Petcock

HC7104

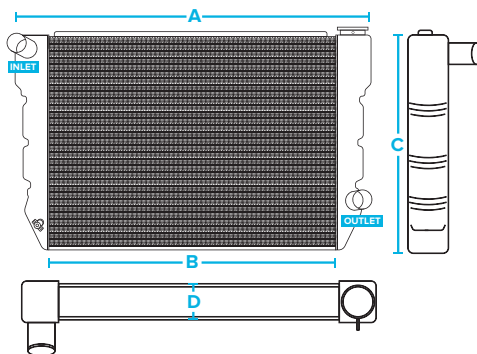
14" Pro Series Universal Electric Cooling Fan

HC7513

20-3/4"W x 18-3/4"H Aluminum Fan Shroud

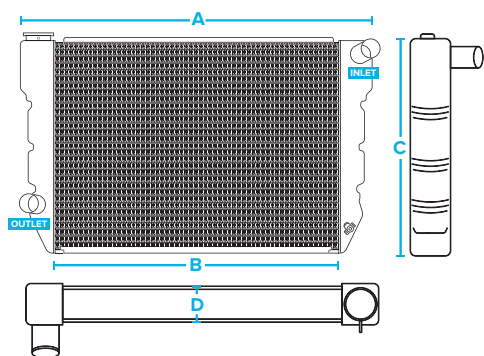
TSP's Radiators are constructed of lightweight aluminum and are 100% TIG welded, using absolutely no epoxy. They feature an extremely efficient cross-flow design with two rows of 1" tubes and 17 fins per inch. These design features ensure maximum cooling capacity for your engine. With configurations for Chevy, Ford, and Mopar, they are available in multiple sizes to fit most applications. Combine with our Pro Series fans and aluminum shrouds for a complete, easy-to-install cooling kit.

CHEVY



CHEVY RADIATORS	DIM. A (Width)	DIM. B (Width)	DIM. C (Height)	DIM. D (Depth)	INLET	OUTLET
HC6011	31"	26 1/4"	19 1/4"	2 1/4"	1 1/2"	1 3/4"
HC6012	28"	24 1/4"	19 1/4"	2 1/4"	1 1/2"	1 3/4"
HC6013	26"	21 1/4"	19 1/4"	2 1/4"	1 1/2"	1 3/4"
HC6014	24"	19 1/4"	19 1/4"	2 1/4"	1 1/2"	1 3/4"
HC6015	22 "	17 1/4"	19 1/4"	2 1/4"	1 1/2"	1 3/4"

FORD/MOPAR



FORD/MOPAR RADIATORS	DIM. A (Width)	DIM. B (Width)	DIM. C (Height)	DIM. D (Depth)	INLET	OUTLET
HC6016	31"	26 1/4"	19 1/4"	2 1/4"	1 1/2"	1 3/4"
HC6017	28"	24 1/4"	19 1/4"	2 1/4"	1 1/2"	1 3/4"
HC6018	26"	21 1/4"	19 1/4"	2 1/4"	1 1/2"	1 3/4"
HC6019	24"	19 1/4"	19 1/4"	2 1/4"	1 1/2"	1 3/4"
HC6020	22 "	17 1/4"	19 1/4"	2 1/4"	1 1/2"	1 3/4"

HC6053MT

Ford Mustang 5.0L Manual Transmission
Aluminum Radiator, 17 Fins/Inch
Fits 1979-1993

HC6201P

Aluminum Billet Radiator Cap
Polished

HC6304C

48" Stainless Steel Radiator Hose Kit
Chrome

HC6310C

44" Stainless Steel Heater Hose Kit
Chrome



HC6053MT

Ford Mustang 5.0L Manual Transmission
Aluminum Radiator



HC6201P

Aluminum Billet Radiator Cap

P



HC6304C

48" Radiator Hose Kit

CH




HC6310C

44" Heater Hose Kit

CH

NEW!

UNIVERSAL TRANSMISSION OIL COOLERS




PRODUCT NO.	LENGTH	HEIGHT	WIDTH	INLET/OUTLET
HC6341	12 3/4"	5"	3/4"	3/8"
HC6342	15 1/2"	5"	3/4"	3/8"
HC6343	12 3/4"	7 1/2"	3/4"	3/8"
HC6344	15 1/2"	7 1/2"	3/4"	3/8"
HC6345	15 1/2"	10"	3/4"	3/8"
HC6346	15 1/2"	12 1/2"	3/4"	3/8"



**Accessories Included*

COOLING



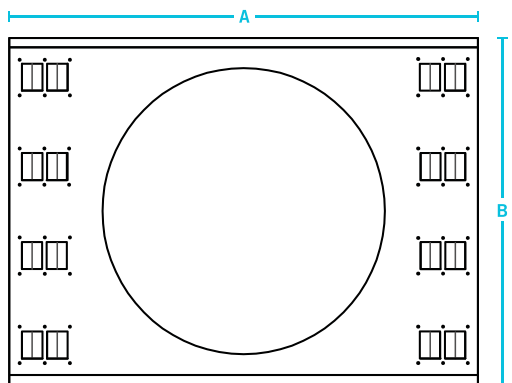

PRODUCT NO.	LENGTH	HEIGHT	WIDTH	INLET/OUTLET
HC6352	12 3/4"	7 1/2"	3/4"	M18 x 1.5" FITTING
HC6354	15 1/2"	7 1/2"	3/4"	M18 x 1.5" FITTING
HC6356	15 1/2"	10"	3/4"	M18 x 1.5" FITTING



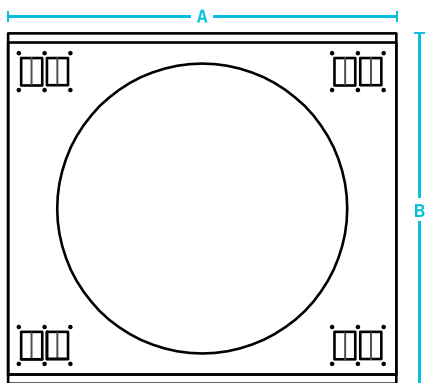
**Accessories Included*

ALUMINUM FAN SHROUDS, SINGLE FAN

NEW!



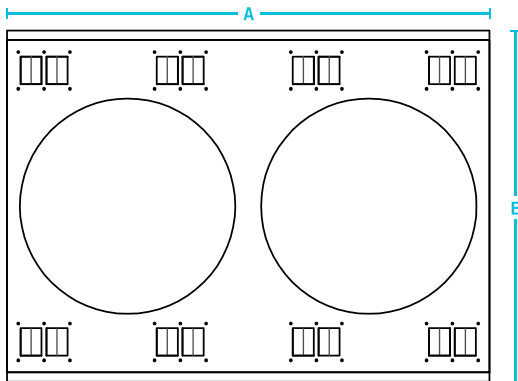

PRODUCT NO.	DIM. A	DIM. B	APPLICATION	CFM
HC7511	25 3/4"	18 3/4"	SINGLE 16" FAN	1,600
HC7512	23 3/4"	18 3/4"	SINGLE 16" FAN	1,600




PRODUCT NO.	DIM. A	DIM. B	APPLICATION	CFM
HC7513	20 3/4"	18 3/4"	SINGLE 16" FAN	1,600
HC7514	18 3/4"	18 3/4"	SINGLE 16" FAN	1,600
HC7515	16 3/4"	18 3/4"	SINGLE 16" FAN	1,600

ALUMINUM FAN SHROUDS, DUAL FANS

NEW!



PRODUCT NO.	DIM. A	DIM. B	APPLICATION	CFM
HC7511D	25 3/4"	18 3/4"	DUAL 12" FAN	1,600
HC7511D	25 3/4"	18 3/4"	PRO FLOW 11" FAN	2,800
HC7512D	23 3/4"	18 3/4"	DUAL 12" FAN	1,600
HC7512D	23 3/4"	18 3/4"	PRO FLOW 11" FAN	2,800



OVERFLOW TANKS

Top Street Performance polished stainless steel overflow tanks add style to an engine compartment with a sleek design. They feature a twist on aluminum cap, 5/16" pipe size, and includes complete hardware and brackets to fit your application.



HC6321
2" x 10" Overflow Tank, Stainless Steel
Fluid Capacity: 14 oz.



HC6322
2" x 13" Overflow Tank, Stainless Steel
Fluid Capacity: 18 oz.



HC6323
2" x 15" Overflow Tank, Stainless Steel
Fluid Capacity: 22 oz.



HC6324
2" x 17" Overflow Tank, Stainless Steel
Fluid Capacity: 26 oz.



HC6325
2" x 19" Overflow Tank, Stainless Steel
Fluid Capacity: 30 oz.



**Mounting Brackets and Hardware Included*



HC6326
3" x 9" Overflow Tank, Stainless Steel
Fluid Capacity: 24 oz.



HC6327
3" x 10" Overflow Tank, Stainless Steel
Fluid Capacity: 34 oz.



**Mounting Brackets and Hardware Included*



HC6328
3" x 16" Overflow Tank, Stainless Steel
Fluid Capacity: 52 oz.



HC5001C

CH

Sanden 508 Style V-Belt



HC5002C

CH

Sanden 508 Style Serpentine Belt



HC5003C

CH

Sanden 508 Style V-Belt



HC5004C

CH

Sanden 508 Style Serpentine Belt



HC5005

P CH

Sanden SD-7 Style Serpentine Belt

A/C COMPRESSORS

HC5001C

Sanden 508 R134A Style
A/C Compressor V-Belt, Black Clutch
Chrome

HC5002C

Sanden 508 R134A Style
A/C Compressor Serpentine Belt,
Black Clutch
Chrome

HC5003C

Sanden 508 R134A Style
A/C Compressor V-Belt, Silver Clutch
Chrome

HC5004C

Sanden 508 R134A Style
A/C Compressor Serpentine Belt,
Silver Clutch
Chrome

HC5005C

Sanden SD-7 Style A/C Compressor
Serpentine Belt, 6 Groove, Silver Clutch
Polished, Chrome

ELECTRIC COOLING FANS



HC6105

HC6104

HC6103

HC6102

HC6101




HC6105C

HC6104C

HC6103C

HC6102C



*Mounting kit included

STANDARD FANS

HC6101*

8" Universal Electric Cooling Fan
Straight Blade - Black

*Reversible Straight Blade Design

HC6102*

10" Universal Electric Cooling Fan
S-Blade - Black, Chrome

HC6103*

12" Universal Electric Cooling Fan
S-Blade - Black, Chrome

HC6104*

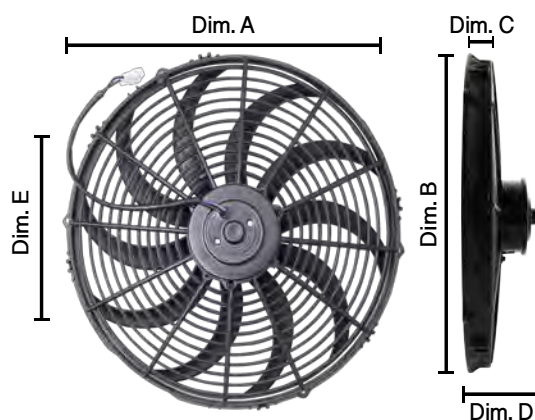
14" Universal Electric Cooling Fan
S-Blade - Black, Chrome

HC6105*

16" Universal Electric Cooling Fan
S-Blade - Black, Chrome

* Reversible S-Blade design

* Configured as a puller and converts
to a pusher



PRODUCT NO.	FAN SIZE	DIM. A	DIM. B	DIM. C	DIM. D	DIM. E
HC6101	8"	8 1/8"	8"	1 1/4"	2 1/4"	4 3/8"
HC6102	10"	11 1/2"	10 3/4"	1 1/2"	2 3/8"	8 7/8"
HC6103	12"	13"	12 1/8"	1 1/2"	2 3/8"	6 3/8"
HC6104	14"	14 7/8"	14"	1 1/2"	3 3/8"	7 1/8"
HC6105	16"	16 1/2"	15 5/8"	1 1/8"	3 3/8"	14"



HC7105

HC7104

HC7103

HC7102



*Mounting kit included

PRODUCT NO.	FAN SIZE	CFM	AMP DRAW	DIM. A	DIM. B	DIM. C	DIM. D	DIM. E
HC7102	10"	650	7.5	10 $\frac{5}{8}$ "	11 $\frac{1}{4}$ "	1 $\frac{1}{4}$ "	2 $\frac{1}{2}$ "	5 $\frac{5}{8}$ "
HC7103	12"	870	10	11 $\frac{5}{8}$ "	11 $\frac{3}{4}$ "	1 $\frac{3}{8}$ "	2 $\frac{1}{2}$ "	6 $\frac{7}{8}$ "
HC7104	14"	1200	12	14 $\frac{7}{16}$ "	15 $\frac{1}{4}$ "	1 $\frac{3}{8}$ "	3 $\frac{1}{2}$ "	7 $\frac{7}{8}$ "
HC7105	16"	1600	14	15 $\frac{5}{8}$ "	16"	1 $\frac{3}{8}$ "	3 $\frac{3}{4}$ "	8 $\frac{7}{8}$ "

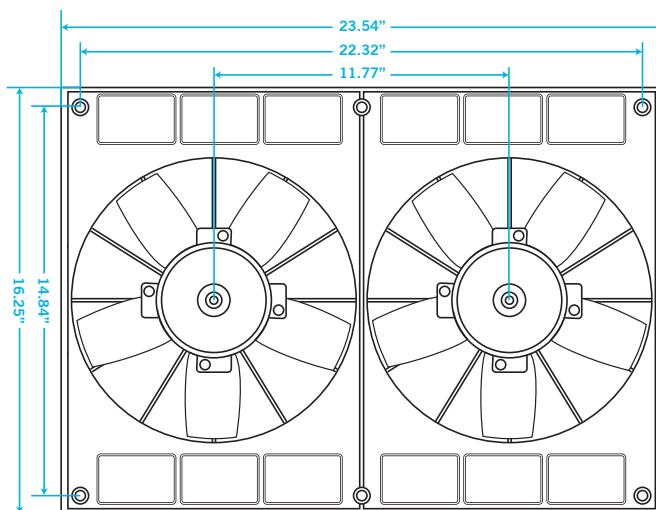


HC7106

BK

11" High Performance Dual Electric Cooling Fan, Straight Blade

- Two piece heavy duty shroud
- High output motors



DIMENSIONS ARE IN INCHES

PRO SERIES FANS

HC7102*

10" Pro Series Universal Electric Cooling Fan, 7.5 AMP, S-Blade - Black

HC7103*

12" Pro Series Universal Electric Cooling Fan, 10 AMP, S-Blade - Black

HC7104*

14" Pro Series Universal Electric Cooling Fan, 12 AMP, S-Blade - Black

HC7105*

16" Pro Series Universal Electric Cooling Fan, 14 AMP, S-Blade - Black

HC7106

11" High Performance Dual Electric Cooling Fan, 25 AMP, Straight Blade, Puller, 2,800 CFM - Black

* Reversible S-Blade design

* Configured as a puller and converts to a pusher

PRO FLOW FANS

HC7211

11" Pro Flow Universal Electric Cooling Fan, Straight Blade, Puller, 1,400 CFM
Black

HC7212

12" Pro Flow Universal Electric Cooling Fan, Straight Blade, Puller, 1,600 CFM
Black



FAN DIMENSIONS: REFER TO PAGE 134

FAN ACCESSORIES

HC6100

HC61XX Series Electric Cooling Fan Mounting Kit
Black

HC7100

HC7102, 03, 04 Electric Cooling Fan Mounting Kit
Black

HC7101

HC7105 Electric Cooling Fan Mounting Kit
Black

HC7108

Pro Series Electric Fan Relay Wiring Harness Kit, 40-50 AMP
165°-185° F

HC7108W

Pro Series Electric Fan Pigtail

HC7109

HC71XX Series Fan Pigtail Harness

HC7211

11" Pro Flow Universal Electric Cooling Fan, Straight Blade

BK



HC7212

12" Pro Flow Universal Electric Cooling Fan, Straight Blade

BK



HC6100

HC61XX Series Electric Cooling Fan Mounting Kit

BK



HC7100

HC7102, 03, 04 Electric Cooling Fan Mounting Kit

BK



HC7101

HC7105 Electric Cooling Fan Mounting Kit

BK



HC7108

Pro Series Electric Fan Relay Wiring Harness Kit




HC7108W

Pro Series Electric Fan Pigtail

HC7109

HC71XX Series Fan Pigtail Harness



HC7110 **NEW!**

BK R

Adjustable Electric Fan Controller Wiring Harness Kit, Thread-in Thermostat



HC7111 **NEW!**

BK R

Adjustable Electric Fan Controller Wiring Harness Kit, Probe Thermostat



HC7112 **NEW!**

Thread-in Thermostat, 3/8 NPT



HC7113 **NEW!**

Radiator Fin Probe Thermostat



HC7114

30 AMP Fuse



HC7115

40 AMP Fuse



HC7116

Pro Series 165°-185° F Thermostat, 3/8 NPT



HC7117

40/50 AMP Relay

HC7110 **NEW!**

Adjustable Electric Fan Controller Wiring Harness Kit, Thread-in Thermostat, 150°-240° F Black, Red

HC7111 **NEW!**

Adjustable Electric Fan Controller Wiring Harness Kit, Probe Thermostat, 150°-240° F Black, Red

HC7112 **NEW!**

Thread-in Thermostat, 3/8 NPT

HC7113 **NEW!**

Radiator Fin Probe Thermostat

HC7114

30 AMP Fuse

HC7115

40 AMP Fuse

HC7116

Pro Series 165°-185° F Thermostat, 3/8 NPT

HC7117

40/50 AMP Relay

DS35012: SBC FRONT DRIVE SYSTEM

TSP's Small Block Chevy V-Belt Front Drive System is one of our most popular offerings. With chrome and polished brackets, pulleys, and accessories, it's a great way to dress up the front of your hot rod or muscle car engine.

- Mechanical Water Pump, Long Style, Chrome
- Alternator, V-Belt, 110 AMP, Chrome
- Saginaw Power Steering Pump, Chrome
- Alternator Brackets, Chrome
- Power Steering Brackets, Chrome
- Double Groove Crankshaft Pulley, Polished
- Single Groove Water Pump Pulley, Polished
- Single Groove Power Steering Pulley, Polished

*Note: Bolts not included



DS45422: BBC FRONT DRIVE SYSTEM

TSP's Big Block Chevy V-Belt Front Drive System is a great start to dressing up your engine bay. It comes with everything you need, including a high-flow water pump, a 110 AMP alternator, and a Saginaw power steering pump, plus all the necessary brackets and pulleys. All parts come in a polished or chrome finish, so it's a beautiful addition to any engine.

- Mechanical Water Pump, Long Style, Chrome
- Alternator, V-Belt, 110 AMP, Chrome
- Saginaw Power Steering Pump, Chrome
- Alternator Brackets, Chrome
- Power Steering Brackets, Chrome
- Double Groove Crankshaft Pulley, Polished
- Double Groove Water Pump Pulley, Polished
- Single Groove Power Steering Pulley, Polished

*Note: Bolts not included



PRO SERIES READY TO RUN KIT

TSP's Pro Series Ready to Run Kit is perfect for firing up your street performance machine. It's available for many applications and comes with our Pro Series Ready to Run distributor and one of our new 45,000 volt oil-filled canister ignition coils.

- JM8801R-KT / JM8801BK-KT / JM8801BL-KT - Chevy SB/BB
- JM8802R-KT / JM8802BK-KT / JM8802BL-KT - Ford SB 289/302W
- JM8802-5R-KT / JM8802-5BK-KT / JM8802-5BL-KT - Ford SB 302, 5.0L EFI to Carb
- JM8803R-KT / JM8803BK-KT - Oldsmobile SB/BB
- JM8804R-KT / JM8804BK-KT - Pontiac SB/BB
- JM8806R-KT / JM8806BK-KT / JM8806BL-KT - Ford 351 Cleveland/Ford BB 429-460
- JM8808R-KT / JM8808BK-KT / JM8808BL-KT - Ford FE 352/360/390/427/428
- JM8809R-KT / JM8809BK-KT - Chevy 348-409
- JM8810R-KT / JM8810BK-KT / JM8810BL-KT - Ford 351 Windsor
- JM8811R-KT / JM8811BK-KT - AMC/Jeep 232-258
- JM8812R-KT / JM8812BK-KT - AMC/Jeep 290-401
- JM8813R-KT / JM8813BK-KT - Mopar SB 273/318/340/360
- JM8814R-KT / JM8814BK-KT - Mopar BB 413/426/440
- JM8815R-KT / JM8815BK-KT - Chevy Corvette SB/BB
- JM8816R-KT / JM8816BK-KT - 1941-1962 Early Chevy 194/216/235
- JM8817R-KT / JM8817BK-KT - Cadillac 472/500
- JM8819R-KT / JM8819BK-KT - Mopar BB 383/400
- JM8821R-KT / JM8821BK-KT - Chevy V6
- JM8823R-KT / JM8823BK-KT - Chevy 230/250/292
- JM8824R-KT / JM8824BK-KT - Buick SB
- JM8825R-KT / JM8825BK-KT - Buick BB
- JM8827R-KT / JM8827BK-KT / JM8827BL-KT - Ford 144/200/250
- JM8828R-KT / JM8828BK-KT / JM8828BL-KT - Ford 240/300
- JM8832R-KT / JM8832BK-KT - Chevy Corvair
- JM8835R-KT / JM8835BK-KT - Buick Nailhead 322-425
- JM8840R-KT / JM8840BK-KT / JM8840BL-KT - 1949-1953 Ford Flathead
- JM8842R-KT / JM8842BK-KT / JM8842BL-KT - Ford 272/292/312



POWER PACK IGNITION KIT

TSP's Power Pack Ignition Kit delivers our best ignition components, all in one retail-friendly display box. It includes our Pro Series Pro Billet distributor, our 50,000 volt E-Core ignition coil, and our 6AL style digital ignition box. This performance ignition kit is perfect for street and strip.

- JM7901R-KT / JM7901BK-KT - Chevy SB/BB
- JM7902R-KT / JM7902BK-KT / JM7902BL-KT - Ford SB 289/302
- JM7903R-KT / JM7903BK-KT - Oldsmobile SB/BB
- JM7904R-KT / JM7904BK-KT - Pontiac SB/BB
- JM7906R-KT / JM7906BK-KT / JM7906BL-KT - Ford 351 Cleveland/Ford BB 429-460
- JM7909R-KT / JM7909BK-KT - Chevy 348/409
- JM7910R-KT / JM7910BK-KT / JM7910BL-KT - Ford 351 Windsor
- JM7913R-KT / JM7913BK-KT - Mopar SB 273/318/340/360
- JM7914R-KT / JM7914BK-KT - Mopar BB 413/426/440
- JM7919R-KT / JM7919BK-KT - Mopar BB 383/400
- JM7950R-KT - Volkswagen



BRACKETS & PULLEYS



CNC Machined



High quality chrome finish



Made Out of Aluminum 6061-T6



JM9115

Chevy BB Long Water Pump, Aluminum
Power Steering Pump Bracket Kit

TSP's Brackets and Pulleys offer an immediately noticeable upgrade to your engine. We have pulleys available in multiple materials and finishes to match any engine set-up. Our brackets are CNC-machined from 6061-T6 aluminum to ensure precise alignment and stability for your accessories. They come complete with all mounting hardware and are available in a chrome or polished finish.



JM9101

CH P

Chevy SB LWP, Aluminum Alternator Bracket Kit



JM9102

CH P

Chevy SB SWP, Aluminum Alternator Bracket Kit



JM9105

CH P

Chevy SB LWP, Aluminum Power Steering Pump Bracket Kit



JM9106

BK CH P

Chevy SB LWP, Aluminum A/C Compressor Bracket Kit



JM9116

BK CH

GM Type 2 SBC SWP, Power Steering Pump Bracket Kit



JM9103

CH P

Chevy BB LWP, Aluminum Alternator Bracket Kit



JM9111

CH P

Ford SB 289 & 302 Aluminum Alternator Bracket Kit



JM9112

CH P

Ford 351 Windsor Aluminum Alternator Bracket Kit

CHEVY SMALL BLOCK BRACKET KIT

JM9101

Chevy SB Long Water Pump, Passenger Side, Aluminum Alternator Bracket Kit
Chrome, Polished

JM9102

Chevy SB Short Water Pump, Driver Side, Aluminum Alternator Bracket Kit
Chrome, Polished

JM9105

Chevy SB Long Water Pump, Aluminum Power Steering Pump Bracket Kit
Chrome, Polished

JM9106

Chevy SB Long Water Pump, Driver Side, Aluminum A/C Compressor Bracket Kit
Black, Chrome, Polished

JM9116

Steel GM Type 2 SBC Short Water Pump, Power Steering Pump Bracket Kit
Black, Chrome Steel

CHEVY BIG BLOCK BRACKET KIT

JM9103

Chevy BB Long Water Pump, Passenger Side, Aluminum Alternator Bracket Kit
Chrome, Polished

JM9104

Chevy BB Short Water Pump, Driver Side, Aluminum Alternator Bracket Kit
Chrome, Polished

JM9115

Chevy BB Long Water Pump, Aluminum Power Steering Pump Bracket Kit
Chrome, Polished, Brushed Aluminum

FORD BRACKET KIT

JM9111

Ford SB 289 & 302 Aluminum Alternator Bracket Kit
Chrome, Polished

JM9112

Ford 351 Windsor Aluminum Alternator Bracket Kit
Chrome, Polished

CHEVY SMALL BLOCK LONG WATER PUMP

WATER PUMP

SP8854

Chevy SB Water Pump Pulley, Single Groove - Aluminum (Machined, Polished)

SP8944

Chevy SB Water Pump Pulley, Single Groove, Vented Style - Chrome Steel

SP8856

Chevy SB Water Pump Pulley, Double Groove - Aluminum (Machined, Polished)

SP8946

Chevy SB Water Pump Pulley, Double Groove, Vented Style - Chrome Steel

SP8864

Chevy SB Water Pump Nose Pulley Aluminum (Machined)



SP8854

Chevy SB LWP Water Pump Pulley, Single Groove



SP8864

Chevy SB LWP Water Pump Nose Pulley



CRANKSHAFT

SP8855

Chevy SB Crankshaft Pulley, Single Groove - Aluminum (Machined)

SP8955

Chevy SB Crankshaft Pulley, Single Groove - Chrome Steel

SP8857

Chevy SB Crankshaft Pulley, Double Groove - Aluminum (Machined, Polished)

SP8957

Chevy SB Crankshaft Pulley, Double Groove - Chrome Steel

SP8859

Chevy SB Crankshaft Pulley, Triple Groove - Aluminum (Machined, Polished)

SP8958

Chevy SB Crankshaft Pulley, Triple Groove - Chrome Steel



SP8855

Chevy SB LWP Crankshaft Pulley, Single Groove



SP8857

Chevy SB LWP Crankshaft Pulley, Double Groove



SP8859

Chevy SB LWP Crankshaft Pulley, Triple Groove



SP8958

Chevy SB LWP Crankshaft Pulley, Triple Groove



POWER STEERING*

*FITS SMALL & BIG BLOCK CHEVY

SP8846

Chevy Power Steering Pulley, Double Groove - Aluminum (Machined)

SP8848

Chevy Power Steering Pulley, Single Groove - Aluminum (Machined, Polished)

SP8947

Chevy Power Steering Pulley, Double Groove - Chrome Steel

SP8948

Chevy Power Steering Pulley, Single Groove - Chrome Steel



SP8846

Chevy Power Steering Pulley, Double Groove



SP8982

Chevy SB LWP Serpentine Pulley Set



SERPENTINE

SP8982

Chevy SB Serpentine Pulley Set, Aluminum (Machined)

- Must use reverse rotation water pump



SP8850

Chevy SB SWP Water Pump Pulley, Single Groove



SP8852

Chevy SB SWP Water Pump Pulley, Double Groove



SP8863

Chevy SB SWP Water Pump Nose Pulley



SP8853

Chevy SB SWP Crankshaft Pulley, Double Groove



SP8963

Chevy SB SWP Crankshaft Pulley, Triple Groove



SP8848

Chevy Power Steering Pulley, Single Groove



SP8947

Chevy Power Steering Pulley, Double Groove



SP8980

Chevy SB SWP Serpentine Pulley Set



CHEVY SMALL BLOCK SHORT WATER PUMP

WATER PUMP

SP8850

Chevy SB Water Pump Pulley, Single Groove - Aluminum (Machined, Polished)

SP8940

Chevy SB Water Pump Pulley, Single Groove, Vented Style - Chrome Steel

SP8852

Chevy SB Water Pump Pulley, Double Groove - Aluminum (Machined, Polished)

SP8942

Chevy SB Water Pump Pulley, Double Groove, Vented Style - Chrome Steel

SP8863

Chevy SB Water Pump Nose Pulley Aluminum (Machined, Polished)

CRANKSHAFT

SP8851

Chevy SB Crankshaft Pulley, Single Groove - Aluminum (Machined, Polished)

SP8951

Chevy SB Crankshaft Pulley, Single Groove - Chrome Steel

SP8853

Chevy SB Crankshaft Pulley, Double Groove - Aluminum (Machined, Polished)

SP8953

Chevy SB Crankshaft Pulley, Double Groove - Chrome Steel

SP8858

Chevy SB Crankshaft Pulley, Triple Groove - Aluminum (Machined, Polished)

SP8963

Chevy SB Crankshaft Pulley, Triple Groove - Chrome Steel

POWER STEERING*

*FITS SMALL & BIG BLOCK CHEVY

SP8846

Chevy Power Steering Pulley, Double Groove - Aluminum (Machined)

SP8848

Chevy Power Steering Pulley, Single Groove - Aluminum (Machined, Polished)

SP8947

Chevy Power Steering Pulley, Double Groove - Chrome Steel

SP8948

Chevy Power Steering Pulley, Single Groove - Chrome Steel

SERPENTINE

SP8980

Chevy SB Serpentine Pulley Set, Aluminum (Machined)
- Must use reverse rotation water pump

CHEVY BIG BLOCK LONG WATER PUMP

WATER PUMP

SP8838

Chevy BB Water Pump Pulley,
Double Groove - Aluminum (Machined)

SP8960

Chevy BB Water Pump Pulley,
Double Groove - Chrome Steel

CRANKSHAFT

SP8839

Chevy BB Crankshaft Pulley,
Triple Groove - Aluminum (Machined)

SP8961

Chevy BB Crankshaft Pulley,
Triple Groove - Chrome Steel

POWER STEERING*

REFER TO PAGE 77 OR 78

CHEVY BIG BLOCK SHORT WATER PUMP

WATER PUMP

SP8840

Chevy BB Water Pump Pulley,
Single Groove - Aluminum (Machined)

SP8842

Chevy BB Water Pump Pulley, Double
Groove - Aluminum (Machined, Polished)

SP8964

Chevy BB Water Pump Pulley, Double
Groove, Vented Style - Chrome Steel

CRANKSHAFT

SP8841

Chevy BB Crankshaft Pulley, Single
Groove - Aluminum (Machined)

SP8966

Chevy BB Crankshaft Pulley,
Single Groove - Chrome Steel

SP8843

Chevy BB Crankshaft Pulley, Double
Groove - Aluminum (Machined, Polished)

SP8965

Chevy BB Crankshaft Pulley,
Double Groove - Chrome Steel

SP8849

Chevy BB Crankshaft Pulley, Triple
Groove - Aluminum (Machined, Polished)

POWER STEERING*

REFER TO PAGE 77 OR 78



SP8960

CH

Chevy BB LWP Water Pump Pulley,
Double Groove



SP8961

CH

Chevy BB LWP Crankshaft Pulley,
Triple Groove



SP8840

M

Chevy BB SWP Water Pump Pulley,
Single Groove



SP8842

M P

Chevy BB SWP Water Pump Pulley,
Double Groove



SP8841

M

Chevy BB SWP Crankshaft Pulley,
Single Groove



SP8966

CH

Chevy BB SWP Crankshaft Pulley,
Single Groove



SP8843

M P

Chevy BB SWP Crankshaft Pulley,
Double Groove



SP8849

M P

Chevy BB SWP Crankshaft Pulley,
Triple Groove



SP8970

Ford SB Water Pump Pulley,
Single Groove

CH



SP8975

Ford SB Water Pump Pulley,
Double Groove

CH



SP8973

Ford SB Water Pump Pulley,
Triple Groove

CH



SP8971

Ford SB Crankshaft Pulley,
Single Groove

CH



SP8974

Ford SB Crankshaft Pulley,
Double Groove

CH



SP8972

Ford SB Crankshaft Pulley,
Triple Groove

CH

FORD SMALL BLOCK

WATER PUMP

SP8970

Ford SB Water Pump Pulley, Single
Groove - Chrome Steel

SP8975

Ford SB Water Pump Pulley,
Double Groove - Chrome Steel

SP8973

Ford SB Water Pump Pulley,
Triple Groove - Chrome Steel

CRANKSHAFT

SP8971

Ford SB Crankshaft Pulley,
Single Groove - Chrome Steel

SP8974

Ford SB Crankshaft Pulley, Double
Groove - Chrome Steel

SP8972

Ford SB Crankshaft Pulley, Triple Groove
Chrome Steel

VALVE COVERS



Clears most aftermarket rockers



TIG Welded



CNC Flange or Rail



6061-T6 Aluminum construction



JM8081-5

GM LS Aluminum Fabricated Valve Cover,
Center Bolt without Coil Mounts, Oil Filler
Hole

TSP's Valve Covers are constructed of high-quality materials and are available for any look and application. We've got cast aluminum valve covers for the classic or retro look and fabricated aluminum for racing. Our fabricated covers feature CNC-machined rails and are completely TIG welded. They offer excellent stability and valve train clearance along with great looks. So regardless of the application, we've got you "covered."



JM8081-6



Chevy LS Aluminum Fabricated Center Bolt with Coil Mounts



JM8081-7



Chevy LS1 Aluminum Fabricated Center Bolt, Patent #D735759



JM8072-2



Chevy SB Aluminum Fabricated Center Bolt without Breather Hole



JM8091-2



Chevy SB Aluminum Tall Fabricated Long Bolt without Breather Hole



JM8091-3



Chevy SB Aluminum Tall Fabricated Short Bolt without Breather Hole



JM8091-7



Chevy SB Aluminum Tall Fabricated Long Bolt with Breather Hole



JM8091-8



Chevy SB Aluminum Tall Fabricated Short Bolt with Breather Hole



JM8092-2



Chevy BB Aluminum Tall Fabricated Long Bolt without Breather Hole

CHEVY VALVE COVERS

JM8081-5

GM LS Aluminum Fabricated Valve Cover, Center Bolt without Coil Mounts, Oil Filler Hole
Polished, Clear Anodized

JM8081-6

GM LS Aluminum Fabricated Valve Cover, Center Bolt with Coil Mounts, Oil Filler Hole
Polished, Clear Anodized

JM8081-7

GM LS1 Aluminum Fabricated Coil Cover, Center Bolt with Billet Oil Filler Neck, Patent # D735759
Polished, Clear Anodized

JM8072-2

Chevy SB Aluminum Tall Fabricated Valve Cover, Center Bolt without Breather Hole
Polished, Clear Anodized

JM8091-2

Chevy SB Aluminum Tall Fabricated Valve Cover, Long Bolt without Breather Hole
Polished, Clear Anodized

JM8091-3

Chevy SB Aluminum Tall Fabricated Valve Cover, Short Bolt without Breather Hole
Polished, Clear Anodized

JM8091-7

Chevy SB Aluminum Tall Fabricated Valve Cover, Long Bolt With Breather Hole
Polished, Clear Anodized

JM8091-8

Chevy SB Aluminum Tall Fabricated Valve Cover, Short Bolt with Breather Hole
Polished, Clear Anodized

JM8092-2

Chevy BB Aluminum Tall Fabricated Valve Cover, Long Bolt without Breather Hole
Polished, Clear Anodized

JM8092-3

Chevy BB Aluminum Tall Fabricated
Valve Cover, Short Bolt without
Breather Hole
Chrome, Polished, Clear Anodized

JM8092-7

Chevy BB Aluminum Tall Fabricated
Valve Cover, Long Bolt with Breather
Hole
Polished, Clear Anodized

JM8092-8

Chevy BB Aluminum Tall Fabricated
Valve Cover, Short Bolt with Breather
Hole
Chrome, Polished, Clear Anodized

JM8111-8

Chevy SB Aluminum Tall Die Cast
Smooth Valve Cover, Short Bolt with
Breather Hole
Polished

JM8112-8

Chevy BB Aluminum Tall Die Cast
Smooth Valve Cover, Short Bolt with
Breather Hole
Polished

JM8501-6

Chevy SB Aluminum Tall Die Cast
Finned Valve Cover, Center Bolt with
Breather Hole
Polished

JM8501-8

Chevy SB Aluminum Tall Die Cast
Finned Valve Cover, Short Bolt with
Breather Hole
Polished

JM8502-8

Chevy BB Aluminum Tall Die Cast
Finned Valve Cover, Short Bolt with
Breather Hole
Polished



JM8092-3

CH P CA

Chevy BB Aluminum Tall Fabricated
Short Bolt without Breather Hole



JM8092-7

P CA

Chevy BB Aluminum Tall Fabricated
Long Bolt with Breather Hole



JM8092-8

CH P CA

Chevy BB Aluminum Tall Fabricated
Short Bolt with Breather Hole



JM8111-8

P

Chevy SB Aluminum Tall Die Cast
Smooth Short Bolt with Breather Hole



JM8112-8

P

Chevy BB Aluminum Tall Die Cast
Smooth Short Bolt with Breather Hole



JM8501-6

P

Chevy SB Aluminum Tall Die Cast
Finned Center Bolt with Breather Hole



JM8501-8

P

Chevy SB Aluminum Tall Die Cast
Finned Short Bolt with Breather Hole



JM8502-8

P

Chevy BB Aluminum Tall Die Cast
Finned Short Bolt with Breather Hole

**JM8041-7**

P CA

Ford SB Aluminum Tall Fabricated
Tapered Long Bolt with Breather Hole

**JM8041-8**

P CA

Ford SB Aluminum Tall Fabricated
Tapered Short Bolt with Breather Hole

**JM8093-2**

P CA

Ford SB Aluminum Tall Fabricated
Long Bolt without Breather Hole

**JM8093-3**

P CA

Ford SB Aluminum Tall Fabricated
Short Bolt without Breather Hole

**JM8093-7**

P CA

Ford SB Aluminum Tall Fabricated
Long Bolt with Breather Hole

**JM8093-8**

P CA

Ford SB Aluminum Tall Fabricated
Short Bolt with Breather Hole

**JM8094-2**

P CA

Ford BB Aluminum Tall Fabricated
Long Bolt without Breather Hole

**JM8094-3**

P CA

Ford BB Aluminum Tall Fabricated
Short Bolt without Breather Hole

FORD VALVE COVERS**JM8041-7**

Ford SB 5.0L EFI Aluminum Tall
Fabricated Tapered Valve Cover,
Long Bolt with Breather Hole
Polished, Clear Anodized

JM8041-8

Ford SB 5.0L EFI Aluminum Tall
Fabricated Tapered Valve Cover,
Short Bolt with Breather Hole
Polished, Clear Anodized

JM8093-2

Ford SB Aluminum Tall Fabricated
Valve Cover, Long Bolt without
Breather Hole
Polished, Clear Anodized

JM8093-3

Ford SB Aluminum Tall Fabricated
Valve Cover, Short Bolt without
Breather Hole
Polished, Clear Anodized

JM8093-7

Ford SB Aluminum Tall Fabricated
Valve Cover, Long Bolt with
Breather Hole
Polished, Clear Anodized

JM8093-8

Ford SB Aluminum Tall Fabricated
Valve Cover, Short Bolt with
Breather Hole
Polished, Clear Anodized

JM8094-2

Ford BB Aluminum Tall Fabricated
Valve Cover, Long Bolt without
Breather Hole
Polished, Clear Anodized

JM8094-3

Ford BB Aluminum Tall Fabricated
Valve Cover, Short Bolt without
Breather Hole
Polished, Clear Anodized

JM8094-7

Ford BB Aluminum Tall Fabricated Valve Cover, Long Bolt with Breather Hole
Polished, Clear Anodized

JM8094-8

Ford BB Aluminum Tall Fabricated Valve Cover, Short Bolt with Breather Hole
Polished, Clear Anodized

FORD FE VALVE COVERS

JM8098-3

Ford FE Aluminum Tall Fabricated Valve Cover, Short Bolt without Breather Hole
Polished, Clear Anodized

JM8098-8

Ford FE Aluminum Tall Fabricated Valve Cover, Short Bolt with Breather Hole
Polished, Clear Anodized

MOPAR VALVE COVERS

JM8096-7

Mopar SB Aluminum Tall Fabricated Valve Cover, Long Bolt with Breather Hole
Polished, Clear Anodized

JM8097-7

Mopar BB Aluminum Tall Fabricated Valve Cover, Long Bolt with Breather Hole
Polished, Clear Anodized

JM8097-8

Mopar BB Aluminum Tall Fabricated Valve Cover, Short Bolt with Breather Hole
Polished, Clear Anodized



JM8094-7

P CA

Ford BB Aluminum Tall Fabricated Long Bolt with Breather Hole



JM8094-8

P CA

Ford BB Aluminum Tall Fabricated Short Bolt with Breather Hole



JM8098-3

P CA

Ford FE Aluminum Tall Fabricated Short Bolt without Breather Hole



JM8098-8

P CA

Ford FE Aluminum Tall Fabricated Short Bolt with Breather Hole



JM8096-7

P CA

Mopar SB Aluminum Tall Fabricated Long Bolt with Breather Hole



JM8097-7

P CA

Mopar BB Aluminum Tall Fabricated Long Bolt with Breather Hole



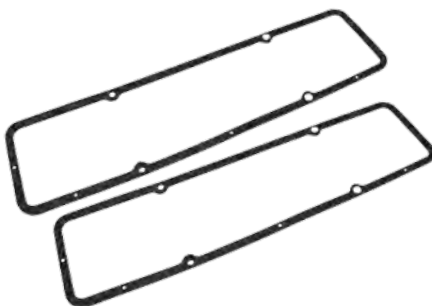
JM8097-8

P CA


Mopar BB Aluminum Tall Fabricated Short Bolt with Breather Hole

**SP7483**


Chevy SB 265-400, 1955-1993
3/16" Cork

**SP7484**

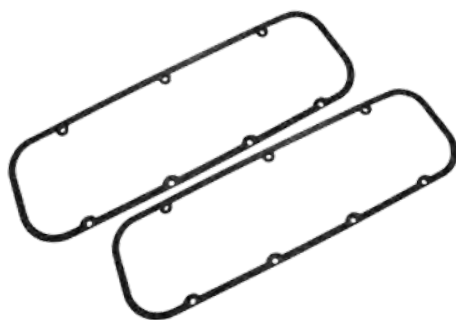
Chevy SB 265-400, 1955-1993
3/16" Rubber with Steel

**SP7489**

Chevy SB 5.0L-5.7L, 1987-Up
1/8" Black Rubber

**SP6120**

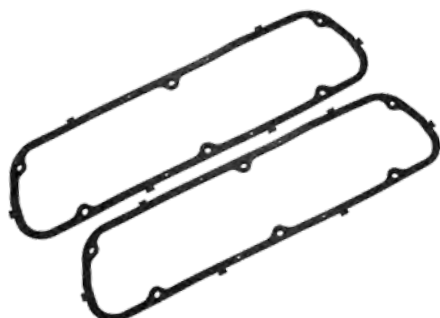
Chevy BB 396-502, 1965-1995
1/8" Cork

**SP6121**

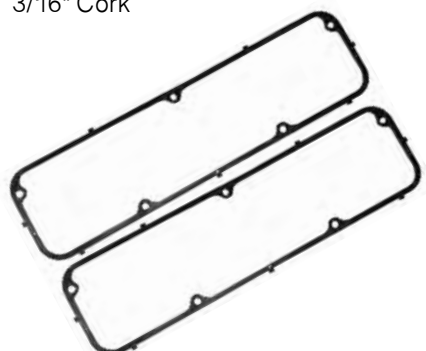
Chevy BB 396-502, 1965-1995
3/16" Rubber with Steel

**SP6122**

Ford SB 260-351 Windsor, 1962-1991
3/16" Cork

**SP6123**

Ford SB 260-351 Windsor, 1962-1991
3/16" Rubber with Steel

**SP6112**

Ford Truck 360-390, 1968-1979, Ford
Car 1961-1971 3/16" Rubber with Steel

VALVE COVER GASKETS**SP7483**

Chevy SB 265-400, 1955-1993
3/16" Cork Valve Cover Gasket

SP7484

Chevy SB 265-400, 1955-1993
3/16" Rubber with Steel Valve Cover
Gasket

SP7489

Chevy SB 5.0L-5.7L, 1987-Up
1/8" Black Rubber Valve Cover Gasket

SP6120

Chevy BB 396-502, 1965-1995
1/8" Cork Valve Cover Gasket

SP6121

Chevy BB 396-502, 1965-1995
3/16" Rubber with Steel Valve Cover
Gasket

SP6122

Ford SB 260-351 Windsor, 1962-1991
3/16" Cork Valve Cover Gasket

SP6123

Ford SB 260-351 Windsor, 1962-1991
3/16" Rubber with Steel Valve Cover
Gasket

SP6112

Ford P/U Truck (L/A) 360-390, 1968-1979,
Ford Car 1961-1971
3/16" Rubber with Steel Valve Cover
Gasket

SP6111

Ford 351 Cleveland & 400M 1970-1982
Car & Light Duty Truck
3/16" Rubber with Steel Valve Cover
Gasket

SP6124

Ford BB 429-460, 1968-1987
Car & Truck 3/16" Cork Valve Cover
Gasket

SP6113

Ford BB 429-460, 1968-1987
Car & Truck 3/16" Rubber with Steel
Valve Cover Gasket

SP6114

Chrysler 318-340-360, 1957-1989
3/16" Rubber with Steel Valve Cover
Gasket

SP6115

Chrysler 383-440 Wedge, 1959-1978
3/16" Rubber with Steel Valve Cover
Gasket

SP6110

Oldsmobile 260-307-330-350-400-403-
425-455, 1964-1990 3/16" Rubber with
Steel Valve Cover Gasket



SP6111

Ford 351 Cleveland & 400M, 1970-1982
3/16" Rubber with Steel




SP6124

Ford BB 429-460, 1968-1987
3/16" Cork



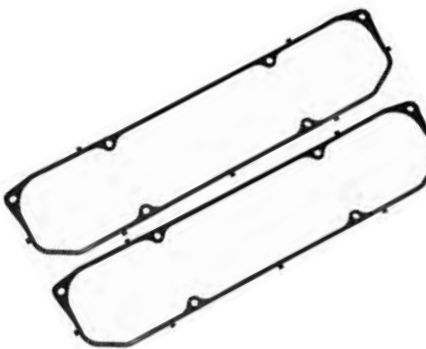
SP6113

Ford BB 429-460, 1968-1987
3/16" Rubber with Steel



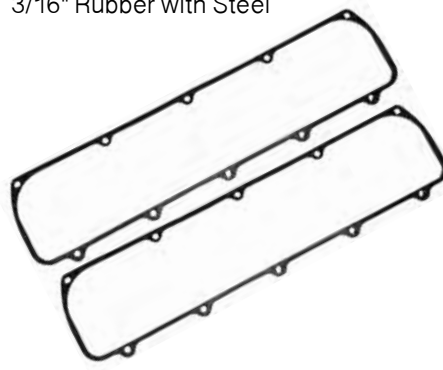
SP6114

Chrysler 318-340-360, 1957-1989
3/16" Rubber with Steel



SP6115

Chrysler 383-440 Wedge, 1959-1978
3/16" Rubber with Steel



SP6110

Oldsmobile 260-455, 1964-1990
3/16" Rubber with Steel

DIFFERENT VALVE COVER GASKET MATERIAL



CORK



RUBBER WITH STEEL



BLACK RUBBER



SP8489

Plain Polished Aluminum Push-in Breather with 3/4" Neck PCV Valve



SP8486

Oval Finned Polished Aluminum Push-in Breather



SP8487

Oval Finned Polished Aluminum Push-in Breather with PCV Valve



SP7187

High Performance Washable Push-in Breather, 2" Tall without Lip



SP7198

High Performance Washable Push-in Breather, 2" Short



SP7192

High Performance Washable Push-in Breather, 1" Short



SP7177

High Performance Washable Push-in Breather, Fits any 1" Hole



SP7191

High Performance Washable Push-in Breather with Shield, Fits any 1-1/4" Hole

PUSH-IN BREATHERS

SP8489

Plain Polished Aluminum Push-in Breather with 3/4" Neck PCV Valve

SP8486

Oval Finned Polished Aluminum Push-in Breather

**Available in Black Finish*

SP8487

Oval Finned Polished Aluminum Push-in Breather with PCV Valve

**Available in Black Finish*

SP7187

High Performance Washable Push-in Breather, 2" Tall without Lip

SP7198

High Performance Washable Push-in Breather, 2" Short, Fits any 1-1/4" Hole

SP7192

High Performance Washable Push-in Breather, 1" Short, Fits any 1-1/4" Hole

SP7177

High Performance Washable Push-in Breather, Fits any 1" Hole

SP7191

High Performance Washable Push-in Breather with Shield, Fits any 1-1/4" Hole

HIGH PERFORMANCE WASHABLE BREATHERS

SP7181

High Performance Washable Clamp-On
Breather, Fits 1-3/8" Tube

SP7180

High Performance Washable Clamp-On
Breather with Shield, Fits 1-3/8" Tube

SP7188

High Performance Washable Clamp-On
Breather, Fits 1-1/2" Tube

SP7186

High Performance Washable Clamp-On
Breather with Shield, Fits 1-1/2" Tube

OIL PLUGS & CAP

SP7490

Push-In Oil Filler Plug (No Logo)

SP7184

Push-In Plug (No Logo)

SP7482-O

Push-In Plug (with Oil Logo)

SP7257

Twist-On OEM Style Cap



SP7181

High Performance Washable Clamp-On
Breather, Fits 1-3/8" Tube



SP7180

High Performance Washable Clamp-On
Breather with Shield, Fits 1-3/8" Tube



SP7188

High Performance Washable Clamp-On
Breather, Fits 1-1/2" Tube



SP7186

High Performance Washable Clamp-On
Breather with Shield, Fits 1-1/2" Tube



SP7490

Push-In Oil Filler Plug (No Logo)



SP7184

Push-In Plug (No Logo)



SP7482-O

Push-In Plug (With Oil Logo)



SP7257

Twist-On OEM Style Cap



SP7148

Chrome Steel 4" Plain "Mini"
Air Cleaner, Paper Kit, 3-1/2" Height



SP7151

Chrome Steel 4" Deep Dish "Mini"
Air Cleaner, Paper Kit, 3-1/4" Height




SP7147

Chrome Steel 4" Louvered "Mini"
Air Cleaner, Paper Kit, 3-1/8" Height



SP4355

Chrome Steel 6" Muscle Car
Air Cleaner, Paper Kit, 2-7/8" Height



SP4360

Chrome Steel 10" Muscle Car
Air Cleaner, Paper Kit, 3-1/2" Height

AIR CLEANER KITS

SP7148

Chrome Steel 4" Plain "Mini" Air Cleaner
with Paper Kit, 3-1/2" Height

SP7151

Chrome Steel 4" Deep Dish "Mini"
Air Cleaner with Paper Kit, 3-1/4" Height

SP7147

Chrome Steel 4" Louvered "Mini"
Air Cleaner with Paper Kit, 3-1/8" Height

SP4355

Chrome Steel 6" Muscle Car Air Cleaner
with Paper Kit, 2-7/8" Height

SP4360

Chrome Steel 10" Muscle Car
Air Cleaner with Paper Kit, 3-1/2" Height

OVAL ALUMINUM AIR CLEANER KITS

SP8444

Oval Smooth Aluminum Air Cleaner with Paper Kit, 12" x 8-3/8" Size, 3-1/8" Height

SP8405

Oval Smooth Aluminum Air Cleaner with Washable Kit, 12" x 8-3/8" Size, 3-1/8" Height

SP8411

Oval Ball-Milled Aluminum Air Cleaner with Paper Kit, 12" x 8-3/8" Size, 3-1/8" Height

SP8404

Oval Ball-Milled Aluminum Air Cleaner with Washable Kit, 12" x 8-3/8" Size, 3-1/8" Height

SP6496

Oval Center Finned Aluminum Air Cleaner with Paper Kit, 12" x 8-3/8" Size, 3-3/8" Height

SP6497

Oval Center Finned Aluminum Air Cleaner with Washable Kit, 12" x 8-3/8" Size, 3-3/8" Height

SP6490

Oval Half Finned Aluminum Air Cleaner with Paper Kit, 12" x 8-3/8" Size, 3-3/8" Height

SP6498

Oval Full Finned Aluminum Air Cleaner with Paper Kit, 12" x 8-3/8" Size, 3-3/8" Height



SP8444

Oval Smooth Aluminum Air Cleaner, Paper Kit, 12" x 8-3/8"



SP8405

Oval Smooth Aluminum Air Cleaner, Washable Kit, 12" x 8-3/8"



SP8411

Oval Ball-Milled Aluminum Air Cleaner, Paper Kit, 12" x 8-3/8"



SP8404

Oval Ball-Milled Aluminum Air Cleaner, Washable Kit, 12" x 8-3/8"



SP6496

Oval Center Finned Aluminum Air Cleaner, Paper Kit, 12" x 8-3/8"



SP6497

Oval Center Finned Aluminum Air Cleaner, Washable Kit, 12" x 8-3/8"



SP6490

Oval Half Finned Aluminum Air Cleaner, Paper Kit, 12" x 8-3/8"



SP6498

Oval Full Finned Aluminum Air Cleaner, Paper Kit, 12" x 8-3/8"



SP6499

Chrome Steel 4" Plain "Mini"
Air Cleaner, Paper Kit, 12" x 8-3/8"



SP8443

Chrome Steel 4" Deep Dish "Mini"
Air Cleaner, Paper Kit, 15" x 8-3/8"



SP8424

Chrome Steel 4" Louvered "Mini"
Air Cleaner, Paper Kit, 15" x 8-3/8"



SP8407

Chrome Steel 6" Muscle Car
Air Cleaner, Paper Kit, 15" x 8-3/8"



SP8406

Chrome Steel 10" Muscle Car
Air Cleaner, Paper Kit, 15" x 8-3/8"



SP6491

Oval Half Milled Aluminum Air Cleaner,
Paper Kit, 15" x 8-3/8"

SP6499

Oval Full Finned Aluminum Air Cleaner
with Washable Kit, 12" x 8-3/8" Size,
3-3/8" Height

SP8443

Oval Smooth Aluminum Air Cleaner with
Paper Kit, 15" x 8-3/8" Size,
3-1/8" Height

SP8424

Oval Smooth Aluminum Air Cleaner with
Washable Kit, 15" x 8-3/8" Size,
3-1/8" Height

SP8407

Oval Ball-Milled Aluminum Air Cleaner
with Paper Kit, 15" x 8-3/8" Size,
3-1/8" Height

SP8406

Oval Ball-Milled Aluminum Air Cleaner
with Washable Kit, 15" x 8-3/8" Size,
3-1/8" Height

SP6491

Oval Half Finned Aluminum Air Cleaner
with Paper Kit, 15" x 8-3/8" Size,
3-3/8" Height

ROUND ALUMINUM PERFORMANCE AIR CLEANER KITS



SP6306 *RECESSED* | **SP6300** *FLAT* | **SP6302** *HI-LIP*

Round 14" Smooth Polished Aluminum with Paper Kit

SP6307 *RECESSED* | **SP6301** *FLAT* | **SP6303** *HI-LIP*

Round 14" Smooth Polished Aluminum with Washable Kit



SP6316 *RECESSED* | **SP6310** *FLAT* | **SP6312** *HI-LIP*

Round 14" Ball-Milled Polished Aluminum with Paper Kit

SP6317 *RECESSED* | **SP6311** *FLAT* | **SP6313** *HI-LIP*

Round 14" Ball-Milled Polished Aluminum with Washable Kit




SP6336 *RECESSED* | **SP6330** *FLAT* | **SP6332** *HI-LIP*

Round 14" Retro Finned Polished Aluminum with Paper Kit

SP6337 *RECESSED* | **SP6331** *FLAT* | **SP6333** *HI-LIP*

Round 14" Retro Finned Polished Aluminum with Washable Kit



SP6346 *RECESSED* | **SP6340** *FLAT* | **SP6342** *HI-LIP*

Round 14" Center Finned Polished Aluminum with Paper Kit

SP6347 *RECESSED* | **SP6341** *FLAT* | **SP6343** *HI-LIP*

Round 14" Center Finned Polished Aluminum with Washable Kit



DIFFERENT BASE STYLES



RECESSED

Drops filter 1-1/8" below carb flange



FLAT

Raises filter 3/4" above carb flange



HI-LIP

Drops filter 7/8" below carb flange



OFF-SET

Raises filter 1/8" above carb flange

CHROME STEEL PERFORMANCE AIR CLEANER KITS



SP4350 *RECESSED* | **SP4352** *FLAT*

Round 14" Stainless Steel Top with Paper Kit


SP4351 *RECESSED* | **SP4353** *FLAT*

Round 14" Stainless Steel Top with Washable Kit



SP4300 *RECESSED* | **SP4302** *FLAT* | **SP4304** *HI-LIP* | **SP4306** *OFF-SET*

Round 14" Muscle Car Chrome Steel Top & Base with Paper Kit



SP4301 *RECESSED* | **SP4303** *FLAT* | **SP4305** *HI-LIP* | **SP4307** *OFF-SET*

Round 14" Muscle Car Chrome Steel Top & Base with Washable Kit



SP4341 *RECESSED* | **SP4340** *FLAT* | **SP4343** *HI-LIP* | **SP4342** *OFF-SET*

Round 14" Race Car Chrome Steel Top & Base with Paper Kit



SP4345 *RECESSED* | **SP4344** *FLAT* | **SP4347** *HI-LIP* | **SP4346** *OFF-SET*

Round 14" Race Car Chrome Steel Top & Base with Washable Kit



SP4320 *RECESSED* | **SP4322** *FLAT* | **SP4324** *HI-LIP* | **SP4326** *OFF-SET*

Round 14" Performance Chrome Steel Top & Base with Paper Kit



SP4321 *RECESSED* | **SP4323** *FLAT* | **SP4325** *HI-LIP* | **SP4327** *OFF-SET*

Round 14" Performance Chrome Steel Top & Base with Washable Kit

DIFFERENT BASE STYLES



RECESSED

Drops filter 1-1/8" below carb flange



FLAT

Raises filter 3/4" above carb flange



HI-LIP

Drops filter 7/8" below carb flange



OFF-SET

Raises filter 1/8" above carb flange

CHROME STEEL PERFORMANCE AIR CLEANER KITS



SP4310 *RECESSED* | **SP4312** *FLAT* | **SP4314** *HI-LIP* | **SP4316** *OFF-SET*

Round 14" Deep Dish Chrome Steel Top & Base with Paper Kit

SP4311 *RECESSED* | **SP4313** *FLAT* | **SP4315** *HI-LIP* | **SP4317** *OFF-SET*

Round 14" Deep Dish Chrome Steel Top & Base with Washable Kit



SP4442 *RECESSED* | **SP4440** *FLAT* | **SP4446** *HI-LIP* | **SP4444** *OFF-SET*

Round 14" 327 C.I.D. Logo Chrome Steel Top & Base with Paper Kit

SP4443 *RECESSED* | **SP4441** *FLAT* | **SP4447** *HI-LIP* | **SP4445** *OFF-SET*

Round 14" 327 C.I.D. Logo Chrome Steel Top & Base with Washable Kit



SP4452 *RECESSED* | **SP4450** *FLAT* | **SP4456** *HI-LIP* | **SP4454** *OFF-SET*

Round 14" 350 C.I.D. Logo Chrome Steel Top & Base with Paper Kit

SP4453 *RECESSED* | **SP4451** *FLAT* | **SP4457** *HI-LIP* | **SP4455** *OFF-SET*

Round 14" 350 C.I.D. Logo Chrome Steel Top & Base with Washable Kit



SP4462 *RECESSED* | **SP4460** *FLAT* | **SP4466** *HI-LIP* | **SP4464** *OFF-SET*

Round 14" 383 C.I.D. Logo Chrome Steel Top & Base with Paper Kit

SP4463 *RECESSED* | **SP4461** *FLAT* | **SP4467** *HI-LIP* | **SP4465** *OFF-SET*

Round 14" 383 C.I.D. Logo Chrome Steel Top & Base with Washable Kit



DIFFERENT BASE STYLES



RECESSED

Drops filter 1-1/8" below carb flange



FLAT

Raises filter 3/4" above carb flange



HI-LIP

Drops filter 7/8" below carb flange



OFF-SET

Raises filter 1/8" above carb flange

CHROME STEEL PERFORMANCE AIR CLEANER KITS



SP4472 *RECESSED* | **SP4470** *FLAT* | **SP4476** *HI-LIP* | **SP4474** *OFF-SET*

Round 14" 396 C.I.D. Logo Chrome Steel Top & Base with Paper Kit



SP4473 *RECESSED* | **SP4471** *FLAT* | **SP4477** *HI-LIP* | **SP4475** *OFF-SET*

Round 14" 396 C.I.D. Logo Chrome Steel Top & Base with Washable Kit



SP4482 *RECESSED* | **SP4480** *FLAT* | **SP4486** *HI-LIP* | **SP4484** *OFF-SET*

Round 14" 400 C.I.D. Logo Chrome Steel Top & Base with Paper Kit



SP4483 *RECESSED* | **SP4481** *FLAT* | **SP4487** *HI-LIP* | **SP4485** *OFF-SET*

Round 14" 400 C.I.D. Logo Chrome Steel Top & Base with Washable Kit



SP4492 *RECESSED* | **SP4490** *FLAT* | **SP4496** *HI-LIP* | **SP4494** *OFF-SET*

Round 14" 454 C.I.D. Logo Chrome Steel Top & Base with Paper Kit



SP4493 *RECESSED* | **SP4491** *FLAT* | **SP4497** *HI-LIP* | **SP4495** *OFF-SET*

Round 14" 454 C.I.D. Logo Chrome Steel Top & Base with Washable Kit



SP4331 *RECESSED* | **SP4330** *FLAT* | **SP4333** *HI-LIP* | **SP4332** *OFF-SET*

Round 14" High Flow Chrome Steel Top & Base with Washable Kit

DRESS UP

DIFFERENT BASE STYLES



RECESSED

Drops filter 1-1/8" below carb flange



FLAT

Raises filter 3/4" above carb flange



HI-LIP

Drops filter 7/8" below carb flange



OFF-SET

Raises filter 1/8" above carb flange

OIL PANS

SP8442

Chevy SB 265-350, 1955-1979
4-QT Rear Sump Finned Aluminum Oil
Pan, Passenger Side Dipstick
Polished, Black

SP8445

Ford SB 260-302, 1962-1995
4-QT Front Sump Finned Aluminum Oil
Pan, Passenger Side Dipstick
Polished

SP7442

Chevy SB 283-400, 1957-1974
4-QT Rear Sump Steel Oil Pan,
Driver Side Dipstick
Chrome, Black, Orange, Zinc, Unplated

SP7443

Chevy SB 305-350, 1967-1993
4-QT Rear Sump Steel Oil Pan,
Passenger Side Dipstick
Chrome, Black, Zinc, Unplated

SP7441

Chevy SB 305-350, 1986-Up
4-QT Rear Sump Steel Oil Pan,
Passenger Side Dipstick
Chrome, Black, Zinc, Unplated

SP7475

Chevy SB 305-350, 1967-1993
4-QT Rear Sump Steel Oil Pan,
Passenger Side Dipstick
Black

SP7480

Chevy SB 283-350, 1962-1967
6-QT Rear Sump Steel Oil Pan
Unplated

SP7430

Chevy SB 283-400, 1957-1976
7-QT Rear Sump Steel Oil Pan
Chrome



SP8442

Chevy SB 265-350, 1955-1979
Rear Sump Aluminum Oil Pan



SP8445

Ford SB 260-302, 1962-1995
Front Sump Aluminum Oil Pan



SP7442

Chevy SB 283-400, 1957-1974
Rear Sump Steel Oil Pan



SP7443

Chevy SB 305-350, 1967-1993
Rear Sump Steel Oil Pan



SP7441

Chevy SB 305-350, 1986-Up
Rear Sump Steel Oil Pan



SP7475

Chevy SB 305-350, 1967-1993
Rear Sump Steel Oil Pan



SP7480

Chevy SB 283-350, 1962-1967
Rear Sump Steel Oil Pan




SP7430

Chevy SB 283-400, 1957-1976
Rear Sump Steel Oil Pan



SP7435

Chevy SB 283-400, 1957-1976
Rear Sump Steel Oil Pan




SP7471

Chevy SB 283-400, 1957-1976
Rear Sump Steel Oil Pan



SP7444

Chevy BB 396-454, 1965-1976
Rear Sump Steel Oil Pan



SP7432

Chevy BB 396-454, 1965-1976
Rear Sump Steel Oil Pan



SP7437

Chevy BB 396-454, 1965-1976
Rear Sump Steel Oil Pan



SP7445

Ford SB 260-302, 1962-1995
Front Sump Steel Oil Pan



JM7457

Ford SB 302 (5.0L), 1985-1993 Mustang
Dual Sump Steel Oil Pan



JM7454

Ford SB 351 Cleveland, 351M, 400,
1970-1979 Front Sump Steel Oil Pan

SP7435

Chevy SB 283-400, 1957-1976
7-QT Rear Sump Steel Oil Pan
Orange

SP7471

Chevy SB 283-400, 1957-1976
7-QT Rear Sump Steel Oil Pan
Zinc

SP7444

Chevy BB 396-454, 1965-1976
4-QT Rear Sump Steel Oil Pan,
Passenger Side Dipstick
Chrome, Black, Zinc, Unplated

SP7432

Chevy BB 396-454, 1965-1976
6-QT Rear Sump Steel Oil Pan,
Passenger Side Dipstick
Chrome

SP7437

Chevy BB 396-454, 1965-1976
6-QT Rear Sump Steel Oil Pan,
Passenger Side Dipstick
Orange

SP7445

Ford SB 260-302, 1962-1995
4-QT Front Sump Steel Oil Pan,
Timing Cover Dipstick
Chrome, Zinc, Unplated

SP7457

Ford SB 302 (5.0L), 1985-1993 Mustang
4-QT Dual Sump Steel Oil Pan
Chrome, Unplated

SP7454

Ford SB 351 Cleveland, 351M, 400,
1970-1979 4-QT Front Sump Steel
Oil Pan
Chrome, Zinc, Unplated

SP7452

Ford 351 Windsor, 1969-1991
4-QT Front Sump Steel Oil Pan,
Timing Cover Dipstick
Chrome, Zinc, Unplated

SP7474

Ford SB 260-302, 1962-1995
7-QT Front Sump Steel Oil Pan,
Timing Cover Dipstick
Zinc

SP7450

Ford BB 352-428, 1958-1970
4-QT Front Sump Steel Oil Pan,
Timing Cover Dipstick
Chrome, Zinc, Unplated

SP7451

Ford BB 429-460, 1968-1978
4-QT Front Sump Steel Oil Pan,
Timing Cover Dipstick
Chrome, Zinc, Unplated

SP7446

Mopar 273-340, 1964-1973
4-QT Front to Center Sump Steel
Oil Pan, Timing Cover Dipstick
Chrome, Zinc, Unplated

SP7477

Mopar Early Hemi 331-392, 1951-1958
5-QT Rear Sump Steel Oil Pan,
Chrome, Unplated

SP7447

Mopar 360, 1971-1980
4-QT Front to Center Sump Steel
Oil Pan, Timing Cover Dipstick
Chrome, Zinc

SP7456

Mopar 361-440, 1956-1978
5-QT Front to Center Sump
Steel Oil Pan
Chrome, Unplated



SP7452

Ford 351 Windsor, 1969-1991
Front Sump Steel Oil Pan



SP7474

Ford SB 360-302, 1962-1995
Front Sump Steel Oil Pan



SP7450

Ford BB 352-428, 1958-1970
Front Sump Steel Oil Pan



SP7451

Ford BB 429-460, 1968-1978
Front Sump Steel Oil Pan



SP7446

Mopar 273-340, 1964-1973
Front to Center Sump Steel Oil Pan



SP7477

Mopar Early Hemi 331-392, 1951-1958
Rear Sump Steel Oil Pan



SP7447

Mopar 360, 1971-1980
Front To Center Sump Steel Oil Pan



SP7456

Mopar 361-440, 1956-1978
Front To Center Sump Steel Oil Pan



SP7459

Mopar 361-440, 1958-1978
Front to Center Sump Steel Oil Pan



SP7458

Mopar 361-440, 1958-1978
Front to Center Sump Steel Oil Pan



SP7453

Oldsmobile 330-455, 1964-1976
Rear Sump Steel Oil Pan



SP7455

Pontiac 265-455, 1959-1981
Rear Sump Steel Oil Pan



SP7419

Chevy SB Hi-Volume Oil Pan Pick-Up



SP7420

Chevy SB Hi-Volume Oil Pan Pick-Up



JM7414

Chevy BB, 1965-1976 Standard Volume
Oil Pan Pick-Up



JM7422

Chevy BB, 1965-1976 Standard Volume
Oil Pan Pick-Up

SP7459

Mopar 361-440, 1958-1978
7-QT Front To Center Sump Steel Oil Pan
Zinc

SP7458

Mopar 361-440, 1958-1978
7-QT Front To Center Sump Steel Oil Pan
Chrome, Zinc, Unplated

SP7453

Oldsmobile 330-455, 1964-1976
4-QT Rear Sump Steel Oil Pan,
Chrome, Zinc, Unplated

SP7455

Pontiac 265-455, 1959-1981
4-QT Rear Sump Steel Oil Pan,
Chrome, Zinc, Unplated

OIL PAN PICK-UPS

SP7419

Chevy SB Hi-Volume Oil Pan Pick-Up

SP7420

Chevy SB Hi-Volume Oil Pan Pick-Up
**Will fit 7430, 7435, 7471, 7480X Oil Pan*

SP7414

Chevy BB, 1965-1976 Standard Volume
Oil Pan Pick-Up
**Will fit 7432, 7437 Oil Pan*

SP7422

Chevy BB, 1965-1976 Hi-Volume Oil Pan
Pick-Up
**Will fit 7432, 7437 Oil Pan*

SP7427

Ford SB Double Sump Oil Pan Pick-Up
**Not for Trucks or Vans (302) 5.0L*
**Will fit 7457 Oil Pan*

SP7421

Ford SB, 1962-1995 Oil Pan Pick-Up
**Will fit 7474 Oil Pan*

SP7412

Mopar Hemi Stock 426 1/2" - 14" Threads, 1966-Up Extra Capacity Oil Pan Pick-Up
**Will fit 7458 Oil Pan*

SP7411

Mopar B & RB 3/8" - 18" Threads, 1966-Up Extra Capacity Oil Pan Pick-Up
**Will fit 7458 Oil Pan*

SP7423

Mopar B & RB 3/8" - 18" Threads, 1966-Up Oil Pan Pick-Up
**Will fit 7459 Oil Pan*

OIL PAN GASKETS

SP6105

Chevy SB 283-350, 1957-1979
Rubber Gasket (2-Piece Rear Main Seal)
Black

SP6106

Chevy SB 305-350, 1980-1985
Rubber Gasket (2-Piece Rear Main Seal)
Black

SP6107

Chevy SB 305-350, 1986-1993
Rubber Gasket (1-Piece Rear Main Seal)
Black



SP7427

Ford SB Double Sump Oil Pan Pick-Up



SP7421

Ford SB, 1962-1995 Oil Pan Pick-Up



SP7412

Mopar Hemi Stock 426, 1966-Up
Oil Pan Pick-Up




SP7411

Mopar B & RB, 1966-Up Oil Pan Pick-Up



SP7423

Mopar B & RB, 1966-Up Oil Pan Pick-Up



SP6105

Chevy SB 283-350, 1957-1979
Rubber Gasket



SP6106

Chevy SB 305-350, 1980-1985
Rubber Gasket



SP6107

Chevy SB 305-350, 1986-1993
Rubber Gasket



**Gasket & Drain Plug Included*

SP8491

GM TH350 Finned Aluminum
Transmission Oil Pan



**Gasket & Drain Plug Included*

SP8593


GM TH400 Finned Aluminum
Transmission Oil Pan



**Gasket & Drain Plug Included*

SP8594

GM 700R4 Finned Aluminum
Transmission Oil Pan



SP7680

GM TH350 Transmission Oil Pan
Gasket



SP7681

GM TH400 Transmission Oil Pan
Gasket



SP7686

GM 700R4 Transmission Oil Pan
Gasket

TRANSMISSION OIL PANS

SP8491

GM TH350 Finned Aluminum
Transmission Oil Pan
Polished, Black

SP8593

GM TH400 Finned Aluminum
Transmission Oil Pan
Polished, Black

SP8594

GM 700R4 Finned Aluminum
Transmission Oil Pan
Polished, Black

TRANSMISSION OIL PAN GASKETS

SP7680

GM TH350 Transmission Oil Pan
Gasket, Cork

SP7681

GM TH400 Transmission Oil Pan
Gasket, Cork

SP7686

GM 700R4 Transmission Oil Pan
Gasket, Cork

MIRRORS

SP8223

4" Stainless Steel Outside Mirror
Swan Neck Style, Stud Mount
2-Piece (Pair)



SP8217

4" Stainless Steel Outside Mirror
Peep Style, 1-Piece (Single)
**Fits Driver & Passenger Side*



SP8215

9-3/4" Stainless Steel Universal Interior
Rear View Mirror with Day/Night Switch
1-Piece (Single)

SP8223

4" Stainless Steel Outside Mirror,
Swan Neck Style

SP8217

4" Stainless Steel Outside Mirror,
Peep Style

SP8218

5-1/2" Aluminum Ball-Milled Universal
Interior Rear View Mirror
1-Piece (Single)



SP8219

8-1/4" Aluminum Ball-Milled Universal
Interior Rear View Mirror
1-Piece (Single)

WINDOW & DOOR HANDLES

SP8236

3" Chrome Aluminum Universal
Window Handles

SP8215

9-3/4" Stainless Steel Universal Interior
Rear View Mirror with Day/Night Switch

SP8218

5-1/2" Aluminum Ball-Milled Universal
Interior Rear View Mirror

SP8235

3" Chrome Aluminum Universal
Door Handles



SP8228

4-1/4" Chrome Aluminum Universal
Window Handles

SP8219

8-1/4" Aluminum Ball-Milled Universal
Interior Rear View Mirror

SP8236

3" Chrome Aluminum Universal
Window Handles



SP8235

3" Chrome Aluminum Universal
Door Handles

SP8228

4-1/4" Chrome Aluminum Universal
Window Handles



SP8227

4-1/4" Chrome Aluminum Universal Door Handles



SP8425

Polished Aluminum Milled Dash Knob



SP8426

Polished Aluminum Milled Gear Shift Knob



SP8427

Polished Aluminum Steering Column Shifter, GM 1967-1994



SP8428

Polished Aluminum Steering Column Dress-Up Kit, GM Cars & Trucks



SP8210

Polished Aluminum Street Rod Firewall Mount Pedal



JM8211

Polished Aluminum Street Rod Firewall Mount Pedal



JM8234

Polished Aluminum Street Rod Floor Mount Pedal

SP8227

4-1/4" Chrome Aluminum Universal Door Handles

POLISHED ALUMINUM KNOBS

SP8425

Polished Aluminum Milled Dash Knob
1/8" Hole

SP8426

Polished Aluminum Milled Gear Shift Knob with 5/16", 1/4" & 3/8" Inserts

SP8427

Polished Aluminum Steering Column Shifter, GM 1967-1994

SP8428

Polished Aluminum Steering Column Dress-Up Kit, GM Cars & Trucks

GAS & BRAKE PEDALS

SP8210

Polished Aluminum Street Rod Firewall Mount Pedal

SP8211

Polished Aluminum Street Rod Firewall Mount Pedal

SP8234

Polished Aluminum Street Rod Floor Mount Pedal

SP7210

Chrome Steel Spoon Style Firewall Mount Pedal

SP8226

Polished Aluminum Firewall Mount Oval Universal Pedal

SP8220

Chrome Alloy Barefoot Pedal

SP8208

Polished Aluminum Gas Pedal

SP8212

Polished Aluminum Street Rod Brake Pedal, 3-1/8" x 2" Manual Transmission

SP8213

Polished Aluminum Street Rod Brake Pedal, 4-1/4" x 2-1/2"

SP8214

Polished Aluminum Dimmer Pedal

SP8221

Chrome Alloy Barefoot Dimmer Pedal



SP7210

Chrome Steel Spoon Style Firewall Mount Pedal



SP8226

Polished Aluminum Firewall Mount Oval Universal Pedal



SP8220

Chrome Alloy Barefoot Pedal



SP8208

Polished Aluminum Gas Pedal



SP8212

Polished Aluminum Street Rod Brake Pedal



SP8213

Polished Aluminum Street Rod Brake Pedal



SP8214


Polished Aluminum Dimmer Pedal



SP8221

Chrome Alloy Barefoot Dimmer Pedal

FORD 347 STROKER ENGINE



ELECTRIC FUEL PUMP AND FILTER MOUNTING KIT



JM1040

Universal Electric EFI Inline Fuel Pump
350 LPH, Bosch 044 Style
Up to 800 HP

JM1020

Dual Fuel Pump & Fuel Filter Aluminum
Mounting Bracket, Bosch 044 Style

TSP's Fuel Pump and Filter Mounting Kit was designed for the popular Bosch 044 style electric fuel pump and accompanying fuel filter. Available in black and red, this aluminum bracket offers a clean look and easy installation.



**Fittings Included*

JM1040

BK

Universal Electric EFI Inline Fuel Pump 350 LPH, Bosch 044 Style



JM1019

BK R

Single Fuel Pump Aluminum Mounting Bracket, Bosch 044 Style



JM1020

BK R

Dual Fuel Pump & Fuel Filter Aluminum Mounting Bracket, Bosch 044 Style



JM1021

BK R

Fuel Filter with 10 Micron Element



JM1023

BK R

Fuel Filter with 100 Micron Element



JM1024

10 Micron Paper Fuel Filter Element



JM1026

100 Micron Stainless Steel Fuel Filter Element



JM1059

R BK

EFI Billet Aluminum Fuel Pressure Bypass Regulator 40-75 PSI, 3/8" NPT

ELECTRIC FUEL PUMP MOUNTING KIT WITH FILTER

JM1040

Universal Electric EFI Inline Fuel Pump 350 LPH Bosch 044 Style, AN-8 Inlet, AN-6 Outlet Up to 800HP Black

JM1019

EFI Inline Bosch 044 Style Single Fuel Pump Aluminum Mounting Bracket Black, Red

JM1020

EFI Inline Bosch 044 Style Dual Fuel Pump and Fuel Filter Aluminum Mounting Bracket Black, Red

JM1021

Aluminum Inline Fuel Filter with 10 Micron Element, 10 AN Inlet/Outlet size Black, Red

JM1022

Aluminum Inline Fuel Filter with 40 Micron Element, 10 AN Inlet/Outlet size Black, Red

JM1023

Aluminum Inline Fuel Filter with 100 Micron Element, 10 AN Inlet/Outlet size Black, Red

JM1024

10 Micron Paper Fuel Filter Element

JM1025

40 Micron Stainless Steel Fuel Filter Element

JM1026

100 Micron Stainless Steel Fuel Filter Element

JM1059

EFI Billet Aluminum Fuel Pressure Bypass Regulator 40-75 PSI, 3/8" NPT Red, Black

ELECTRIC FUEL PUMPS AND FUEL REGULATORS



JM1044

Electric Carburetor Fuel Pump, 155 GPH



JM1057

Billet Aluminum Fuel Pressure Regulator
5-12 PSI, 3/8" NPT

TSP's Electric Fuel Pumps and Regulators offer reliable performance for anyone who is looking for more than a mechanical pump can offer. Cast from lightweight aluminum, our electric fuel pumps contain high-quality components and low-amp-draw electric motors. Our fuel pressure regulators, which also feature an aluminum body, allow you to fine-tune how much fuel gets to your fuel injection system or carburetor.



JM1042

CH

Electric Carburetor Fuel Pump
115 GPH



JM1043

CH

Electric Carburetor Fuel Pump
130 GPH



JM1044

CH

Electric Carburetor Fuel Pump
155GPH



JM1055

BK CH

Aluminum Fuel Pressure Regulator
1-4 PSI, 3/8" NPT



JM1056

BK CH

Aluminum Fuel Pressure Regulator
5-9 PSI, 3/8" NPT



JM1057

R BK BL CA

Billet Aluminum Fuel Pressure
Regulator 5-12 PSI, 3/8" NPT

ELECTRIC FUEL PUMPS

JM1042

Electric Carburetor Fuel Pump 115GPH
3/8" NPT Inlet/Outlet Port
Chrome

JM1043

Electric Carburetor Fuel Pump 130GPH
3/8" NPT Inlet/Outlet Port
Chrome

JM1044

Electric Carburetor Fuel Pump 155GPH
3/8" NPT Inlet/Outlet Port
Chrome

FUEL REGULATORS

JM1055

Aluminum Fuel Pressure Regulator
1-4 PSI, 3/8" NPT
Black, Chrome

JM1056

Aluminum Fuel Pressure Regulator
5-9 PSI, 3/8" NPT
Black, Chrome

JM1057

Billet Aluminum Fuel Pressure Regulator
5-12 PSI, 3/8" NPT
Red, Black, Blue, Clear Anodized

MECHANICAL FUEL PUMPS



Chrome finish



Adjustable plate for different positioning



Heavy-duty rubber seals



JM1037C

Chevy SB V8 Engine Super Flow
Racing Mechanical Fuel Pump

TSP's Mechanical Fuel Pumps are for those who want to upgrade their fuel pump without losing that classic look. Our pumps are cast from lightweight aluminum and given a beautiful, high-quality chrome finish. They've been designed to flow at an improved rate over stock. All of our pumps feature an adjustable rotating plate for a custom-fit to your engine bay and have been given heavy duty rubber seals for optimum leak protection.



JM1003C

CH

Chevy SB 262-400 Mechanical Fuel Pump, 6 PSI



JM1004C

CH

Chevy BB 396-454 Mechanical Fuel Pump, 6 PSI



JM1005C

CH

Chrysler SB 273-360 Mechanical Fuel Pump, 6 PSI



JM1006C

CH

Chrysler BB 361-440 Mechanical Fuel Pump, 6 PSI



JM1007C

CH

Ford SB 221-351 Windsor Mechanical Fuel Pump, 6 PSI



JM1008C

CH

Ford FE 352-428 Mechanical Fuel Pump, 6 PSI



JM1009C

CH

Ford 351 Cleveland Mechanical Fuel Pump, 6 PSI



JM1010C

CH

Ford BB 429/460 Mechanical Fuel Pump, 6 PSI

MECHANICAL FUEL PUMPS

2 VALVE: 80 GPH

JM1003C

Chevy SB 262-400 Mechanical Fuel Pump, V8 Engine, 6 PSI
1/4" NPT Inlet/Outlet
Chrome

JM1004C

Chevy BB 396-454 Mechanical Fuel Pump, V8 Engine, 6 PSI
1/4" NPT Inlet/Outlet
Chrome

JM1005C

Chrysler SB 273-360 Mechanical Fuel Pump, V8 Engine, 6 PSI
1/4" NPT Inlet/Outlet
Chrome

JM1006C

Chrysler BB 361-440 Mechanical Fuel Pump, V8 Engine, 6 PSI
1/4" NPT Inlet/Outlet
Chrome

JM1007C

Ford SB 221-351 Windsor Mechanical Fuel Pump, V8 Engine, 6 PSI
1/4" NPT Inlet/Outlet
Chrome

JM1008C

Ford FE 352-428 Mechanical Fuel Pump, V8 Engine, 6 PSI
1/4" NPT Inlet/Outlet
Chrome

JM1009C

Ford 351 Cleveland Mechanical Fuel Pump, V8 Engine, 6 PSI 1/4" NPT Inlet/Outlet
Chrome

JM1010C

Ford BB 429/460 Mechanical Fuel Pump, V8 Engine, 6 PSI
1/4" NPT Inlet/Outlet
Chrome

JM1011C

Oldsmobile 215-455 Mechanical Fuel Pump, V8 Engine, 6 PSI
1/4" NPT Inlet/Outlet
Chrome

JM1012C

Pontiac 301-455 Mechanical Fuel Pump, V8 Engine, 6 PSI
1/4" NPT Inlet/Outlet
Chrome

6 VALVE: 110 GPH

JM1015C

Chevy SB 262-400 Racing Mechanical Fuel Pump, V8 Engine, 7.5 PSI
3/8" NPT Inlet/Outlet
Chrome

JM1016C

Chevy SB 262-400 Racing Mechanical Fuel Pump, V8 Engine, 9 PSI
1/2" NPT Inlet/Outlet
Chrome

6 VALVE: 130+ GPH

JM1037C

Chevy SB Super Flow Racing Mechanical Fuel Pump, V8 Engine, 12-16 PSI 1/2" NPT Inlet/Outlet
Chrome

**Requires Fuel Regulator*

FITTINGS

JM1066

Mechanical Fuel Pump Brass Fitting Kit

MECHANICAL FUEL BLOCK OFF PLATES

SP7605

Chevy SB Mechanical Fuel Pump Block Off Plate with Gasket
Chrome Steel, Raw Steel

SP8511

Chevy SB Mechanical Fuel Pump Block Off Plate with Gasket
Die Cast Aluminum



JM1011C

CH

Oldsmobile 215-455 Mechanical Fuel Pump, 6 PSI



JM1012C

CH

Pontiac 301-455 Mechanical Fuel Pump, 6 PSI



JM1015C

CH

Chevy SB 262-400 Racing Mechanical Fuel Pump, 7.5 PSI



JM1016

CH

Chevy SB 262-400 Racing Mechanical Fuel Pump, 9 PSI



JM1037C

CH

Chevy SB Super Flow Racing Mechanical Fuel Pump, 12-16 PSI



JM1066

Mechanical Fuel Pump Brass Fitting Kit




SP7605

Chevy SB Mechanical Fuel Pump Block Off Plate with Gasket



SP8511

Chevy SB Mechanical Fuel Pump Block Off Plate with Gasket



SP7604

Chevy BB Mechanical Fuel Pump
Block off Plate with Gasket



SP7631

Chevy SB Mechanical Fuel Pump
Block off Plate "EGR"



JM1017

Liquid Filled Fuel Pressure Gauge
0-15 PSI, 1/8" NPT, 1.5" Diameter



JM1018

Liquid Filled Fuel Pressure Gauge
0-100 PSI, 1/8" NPT, 1.5" Diameter



JM3101



Aluminum Throttle Cable Bracket Kit
for Holley 4150/4160 Style Carburetors



SP9131

Holley/AFB 4BBL Spacer Kit
1" Open Port



SP9132

Holley/AFB 4BBL Spacer Kit
2" Open Port



SP9144

Holley/Rochester 2BBL to any Q-Jet
Spread Adapter Kit 1-1/8" Open Port

SP7604

Chevy BB Mechanical Fuel Pump
Block Off Plate with Gasket
Chrome Steel, Raw Steel

SP7631

Chevy SB Mechanical Fuel Pump
Block Off Plate "EGR"
Chrome Steel

FUEL PRESSURE GAUGES

JM1017

Liquid Filled Fuel Pressure Gauge
0-15 PSI, 1/8" NPT, 1.5" Diameter

JM1018

Liquid Filled Fuel Pressure Gauge
0-100 PSI, 1/8" NPT, 1.5" Diameter

THROTTLE CABLE BRACKET

JM3101

Aluminum Throttle Cable Bracket
Kit for Holley 4150/4160 Style
Carburetors
Red, Black, Chrome, Blue

ALUMINUM CARB SPACERS & ADAPTERS

SP9131

Holley/AFB 4BBL Spacer Kit
3/8" Vac-Tube Included, 1" Open Port

SP9132

Holley/AFB 4BBL Spacer Kit,
2" Open Port

SP9144

Holley/Rochester 2BBL to any Q-Jet
Spread Bore Manifold Adapter Kit,
1-1/8" Open Port

SP9130

Holley to Q-Jet Adapter Kit, 3/4"
Tapered Open Port

SP9140

4BBL Universal Adapter Kit, 1/2" Ported

SP9148

Holley/AFB 4BBL Adapter to Smaller
Manifold Kit, 1/2" Tapered Port

PHENOLIC CARB SPACERS

SP9138

Holley/AFB 4BBL Spacer Kit,
1/2" Open Port

SP9136

Holley/AFB 4BBL Spacer Kit,
1" Open Port

SP9137

Holley/AFB 4BBL Spacer Kit,
2" Open Port

SP9134


Holley/AFB 4BBL Spacer Kit,
1" Ported

SP9135

Holley/AFB 4BBL Spacer Kit,
2" Ported

**SP9130**

Holley to Q-Jet Adapter Kit
3/4" Tapered Open Port

**SP9140**

4BBL Universal Adapter Kit
1/2" Ported

**SP9148**

Holley/AFB 4BBL Adapter to Smaller
Manifold Kit, 1/2" Tapered Port

**SP9138**

Holley/AFB 4BBL Spacer Kit,
1/2" Open Port

**SP9136**

Holley/AFB 4BBL Spacer Kit,
1" Open Port

**SP9137**

Holley/AFB 4BBL Spacer Kit,
2" Open Port

**SP9134**

Holley/AFB 4BBL Spacer Kit, 1" Ported

**SP9135**

Holley/AFB 4BBL Spacer Kit, 2" Ported



SP7207

24" Black Plastic Throttle Cable



SP7208

24" Braided Stainless Steel Throttle Cable for Carbureted Applications

THROTTLE, KICK-DOWN & CHOKE CABLES

SP7207

24" Black Plastic Throttle Cable
Universal Applications

SP7208

24" Braided Stainless Steel Throttle Cable for Carbureted Applications
**Also works with Ford EFI, 1986-1993*

SP7209

36" Braided Stainless Steel Throttle Cable for Carbureted Applications
**Also works with Ford EFI, 1986-1993*

SP6049

GM/Chevy TH350 Braided Stainless Steel Kick-Down Cable

SP6050

GM/Chevy 700R4 Braided Stainless Steel Kick-Down Cable

SP6048

6 FT. Braided Stainless Steel Choke Cable
**Recommended Mount Hole 3/8" Diameter*

FUEL LINES

SP9279

Chrome Steel Fuel Line
Fits Holley Carb 3310 8-21/32" Centers


SP9278

Chrome Steel Fuel Line
Fits Holley Quad 9-5/16" Centers




SP7209

36" Braided Stainless Steel Throttle Cable for Carbureted Applications



SP6049

GM/Chevy TH350 Braided Stainless Steel Kick-Down Cable



SP6050

GM/Chevy 700R4 Braided Stainless Steel Kick-Down Cable



SP6048

6 FT. Braided Stainless Steel Choke Cable



SP9279

Chrome Steel Fuel Line
Fits Holley Carb 3310



SP9278

Chrome Steel Fuel Line
Fits Holley Quad

SP9281

Chrome Steel Fuel Line
Fits Edelbrock/Carter Carbs
3/8" NPT Inlet

SP9282

Chrome Steel Fuel Line
Fits Holley Carbs Barb Hose Fitting
3/8" NPT Inlet



PHENOLIC MANIFOLD HEAT SPACERS

SP8436

Ford GT40 1/2" Thick Phenolic Manifold
Heat Spacer

SP8438


Ford GT40 1" Thick Phenolic Manifold
Heat Spacer

SP8437


Ford Stock EFI 5.0L 1/2" Thick Phenolic
Manifold Heat Spacer

SP9281

Chrome Steel Fuel Line
Fits Edelbrock/Carter Carbs

**SP9282**

Chrome Steel Fuel Line
Fits Holley Carbs



MANIFOLD HEAT SPACER GASKETS

SP6134

Ford GT40 Manifold Heat Spacer
Gasket

SP6133

Ford Stock EFI 5.0L Manifold Heat
Spacer Gasket

SP8436

Ford GT40 1/2" Thick Phenolic
Manifold Heat Spacer

**SP8438**

Ford GT40 1" Thick Phenolic
Manifold Heat Spacer

**SP8437**

Ford Stock EFI 5.0L 1/2" Thick
Phenolic Manifold Heat Spacer


**SP6134**

Ford GT40 Manifold Heat Spacer
Gasket

SP6133

Ford Stock EFI 5.0L Manifold
Heat Spacer Gasket

CHEVY 383 STROKER ENGINE



STEERING



Billet aluminum cap



Chrome finish



High quality OEM replacement



JM2000C

GM Saginaw Power Steering
Pump with Billet Aluminum Cap

TSP's Steering Pumps and Boxes are built with high-quality materials to ensure performance and reliability. We have the most popular types to fit many applications, and our chrome pumps will greatly improve the look of any engine.



JM2003C

GM Early Saginaw Power Steering Pump, Keyway Style

CH



JM2010

GM Type 2 Power Steering Pump

CH S



JM2001

GM Saginaw Power Steering Pump Steel Reservoir

CH



JM2002

Billet Aluminum Cap with Dipstick for Saginaw Power Steering Pump

CH



JM2004

GM Early Saginaw Power Steering Pump Steel Reservoir

CH



JM2020

Vega Style Steering Box

BK

POWER STEERING PUMPS

JM2000C

GM Saginaw Power Steering Pump with Billet Aluminum Cap & Dipstick, Keyway Style, Fits: 1955-1972 Chrome

JM2003C

GM Early Saginaw Power Steering Pump with Billet Aluminum Cap & Dipstick, Keyway Style Chrome

JM2010

GM Type 2 Power Steering Pump AN-8 Inlet, AN-6 Outlet Chrome, Satin

STEERING COVERS & CAP

JM2001

GM Saginaw Power Steering Pump Steel Reservoir Chrome

JM2002

Billet Aluminum Cap with Dipstick for Saginaw Power Steering Pump Chrome

JM2004

GM Early Saginaw Power Steering Pump Steel Reservoir Chrome

STEERING BOX

JM2020

Vega Style Steering Box Cast Iron Black

'32 FORD HI-BOY***HC6051**

1932 Ford "Hi-Boy" 2 Row Radiator

- 17.25" x 27.00"
- 1.50" Inlet, 1.75" Outlet
- Billet Aluminum Neck
- 17 fins per inch
- Machine TIG welded
- Downflow design

Must use Chevy Engine*'32 FORD LO-BOY*****HC6052**

1932 Ford "Lo-Boy" 2 Row Radiator

- 17.25" x 22.50"
- 1.50" Inlet, 1.75" Outlet
- Billet Aluminum Neck
- 17 fins per inch
- Machine TIG welded
- Downflow design

Must use Chevy Engine*HC6051**

'32 Ford "Hi-Boy" 2 Row Radiator

**HC6052**

'32 Ford "Lo-Boy" 2 Row Radiator

'32 FORD REAR-END KIT

Fully adjustable 1" diameter by 0.156" Wall tubing with 3/4" rod ends and nylon bushings.

CB5101

Ford Triangulated 4-Link Rear-End Suspension Kit (Plain Steel)

- Ford models (1932)

CB5102

Ford Triangulated 4-Link Rear-End Suspension Kit (Stainless Steel)

- Ford models (1932)

**CB5101**

'32 Ford Rear-End Kit Plain Steel

**CB5102**

'32 Ford Rear-End Kit Stainless Steel



AC1001

'32 Ford Steel Grill Shell (Without Hole)



AC1002

'32 Ford Steel Grill Shell (With Hole)

'32 FORD GRILL SHELL

AC1001

1932 Ford Steel Grill Shell without Crank Hole, Smooth on Top Black

- Ford models (1932)
- High quality steel
- Primed and ready for paint
- Exact reproduction of original

AC1002

1932 Ford Steel Grill Shell with Crank Hole, Hole on Top Black

- Ford models (1932)
- High quality steel
- Primed and ready for paint
- Exact reproduction of original

Black SERIES



SP6490BK

Oval Half Finned Aluminum Air Cleaner, Paper Kit, 12" x 8-3/8"



SP6491BK

Oval Half Finned Aluminum Air Cleaner, Paper Kit, 15" x 8-3/8"



SP6498BK

Oval Full Finned Aluminum Air Cleaner, Paper Kit, 12" x 8-3/8"



SP7441BK

Chevy SB 283-350, 1986-Up Rear Sump Steel Oil Pan



SP8442BK

Chevy SB 265-350, 1955-1979 Rear Sump Finned Aluminum Oil Pan



SP8450BK

Dual Finned Aluminum Hood Scoop



SP8458BK

Billet Aluminum Wire Loom Set Finned



SP7607BK

Chevy TH350/TH400 & 700R4 Steel Dust Cover

BLACK SERIES

SP6490BK

Oval Half Finned Aluminum Air Cleaner with Paper Kit, 12" x 8-3/8" Size, 3-3/8" Height
**Available in Polished*

SP6491BK

Oval Half Finned Aluminum Air Cleaner with Paper Kit, 15" x 8-3/8" Size, 3-3/8" Height
**Available in Polished*

SP6498BK

Oval Full Finned Aluminum Air Cleaner with Paper Kit, 12" x 8-3/8" Size, 3-3/8" Height
**Available in Polished*

SP7441BK

Chevy SB 283-350, 1986-Up 4-QT Rear Sump Steel Oil Pan, Passenger Side Dipstick
**Available in Chrome, Zinc, Unplated*

SP8442BK

Chevy SB 265-350, 1955-1979 4-QT Rear Sump Finned Aluminum Oil Pan, Passenger Side Dipstick
**Available in Polished*

SP8450BK

Dual Finned Aluminum Hood Scoop, Fits Single or Dual 4-Barrel Carb Application with 5/1/8" Neck 19-1/2" Length, 10" Width, 5-1/2" Height
**Available in Polished*

SP8458BK

Billet Aluminum Wire Loom Set, 9.5mm Finned
**Available in Polished*

SP7607BK

Chevy TH350/TH400 & 700R4 Steel Dust Cover, 2-3/8" to 2-7/8" Starter Slot
**Available in Chrome Steel*

SP8486BK

Oval Finned Aluminum Push-in Breather

Available in Polished*SP8487BK**Oval Finned Aluminum Push-in Breather
with PCV Valve**Available in Polished***SP8525BK**Chevy SB 283-400, 1958-1986
Short Finned Aluminum Valve Cover
with Hole, 3-1/2" Height**Available in Polished***SP8526BK**Chevy SB 283-400, 1958-1986
Tall Finned Aluminum Valve Cover
with Hole, 4" Height**Available in Polished***SP8527BK**Chevy SB 5.0L-5.7L, 1987-1999
Short Finned Aluminum Valve Cover
with Hole, 3-1/4" Height**Available in Polished***SP8528BK**Chevy SB 5.0L-5.7L, 1987-1999
Tall Finned Aluminum Valve Cover
with Hole, 4" Height**Available in Polished***SP8530BK**Chevy BB 396-502, 1965-1995
Tall Finned Aluminum Valve Cover
with Hole, 4-1/4" Height**Available in Polished***SP8593BK**GM TH400 Finned Aluminum
Transmission Oil Pan**Available in Polished***SP8486BK**

Oval Finned Aluminum Push-in Breather

**SP8487BK**Oval Finned Aluminum Push-in
Breather with PCV Valve**SP8525BK**Chevy SB 283-400 Short Finned
Aluminum Valve Cover, 3-1/2" Height**SP8526BK**Chevy SB 283-400 Tall Finned
Aluminum Valve Cover, 4" Height**SP8527BK**Chevy SB 5.0L-5.7L Short Finned
Aluminum Valve Cover, 3-1/4" Height**SP8528BK**Chevy SB 5.0L-5.7L Tall Finned
Aluminum Valve Cover, 4" Height**SP8530BK**Chevy BB 396-502 Tall Finned
Aluminum Valve Cover, 4-1/4" Height**Gasket & Drain Plug Included***SP8593BK**GM TH400 Finned Aluminum
Transmission Oil Pan



**Gasket & Drain Plug Included*

SP8594BK

GM 700R4 Finned Aluminum
Transmission Oil Pan



SP8848BK

Chevy SB/BB Aluminum Power Steering
Pulley, Single Groove



SP8850BK

Chevy SB 283-350 Aluminum Water
Pump Pulley, SWP, Single Groove



SP8857BK

Chevy SB 283-350 Aluminum
Crankshaft Pulley, LWP, Double Groove



SP8948BK

Chevy SB/BB Steel Power Steering
Pulley, Single Groove



SP8951BK

Chevy SB 283-350 Steel Crankshaft
Pulley, SWP, Single Groove



SP8952BK

Chevy SB 283-350 Steel Water Pump
Pulley, SWP, Double Groove



SP8953BK

Chevy SB 283-350 Steel Crankshaft
Pulley, SWP, Double Groove

SP8594BK

GM 700R4 Finned Aluminum
Transmission Oil Pan
**Available in Polished*

SP8848BK

Chevy SB/BB Aluminum Power Steering
Pulley, Single Groove
**Available in Polished & Machined*

SP8850BK

Chevy SB 283-350 Aluminum Water
Pump Pulley, SWP, Single Groove
**Available in Machined & Polished*

SP8857BK

Chevy SB 283-350 Aluminum
Crankshaft Pulley, LWP, Double Groove
**Available in Machined & Polished*

SP8948BK

Chevy SB/BB Steel Power Steering
Pulley, Single Groove
**Available in Chrome & Machined*

SP8951BK

Chevy SB 283-350, Steel Crankshaft
Pulley, SWP, Single Groove
**Available in Chrome*

SP8952BK

Chevy SB 283-350, Steel Water Pump
Pulley, SWP, Double Groove,
Smooth Style
**Available in Chrome (Smooth & Vented)*

SP8953BK

Chevy SB 283-350 Steel Crankshaft
Pulley, SWP, Double Groove
**Available in Chrome*



WE OFFER FAST AND EASY ORDERING, WITH NO BUY-INS AND NO MINIMUM ORDER QUANTITIES.

- PERFORMANCE OIL FILTERS
- HIGH FLOW AIR FILTER
- AIR INTAKE SYSTEMS



AUTHORIZED
K&N
ONLINE DEALER

**E-1650**

14" x 3" Round Air Filter Replacement

**E-3504**

12" x 4" Oval Custom Air Filter

**E-3505**

12" x 2" Oval Custom Air Filter

**E-3514**

15" x 4" Oval Custom Air Filter

**E-3515**

15" x 2" Oval Custom Air Filter

**E-3750**

14" x 4" Round Custom Air Filter

**E-3760**

14" x 5" Round Custom Air Filter

**E-3770**

14" x 6" Round Custom Air Filter

K&N PRODUCTS**E-1650**14" x 3" Round Air Filter Replacement
For GM Cars & Trucks, V8, 1966-1984**E-3504**

12" x 4" Oval Custom Air Filter

E-3505

12" x 2" Oval Custom Air Filter

E-3514

15" x 4" Oval Custom Air Filter

E-3515

15" x 2" Oval Custom Air Filter

E-3750

14" x 4" Round Custom Air Filter

E-3760

14" x 5" Round Custom Air Filter

E-3770

14" x 6" Round Custom Air Filter

60-1260

14" Diameter x 5.62" Height
5-1/8" Neck Flange Custom Assembly
Standard Base, Includes Vent Kit

60-1263

14" Diameter x 3.875" Height
5-1/8" Neck Flange Custom Assembly
Standard Base, Includes Vent Kit

60-1264

14" Diameter x 4.62" Height
5-1/8" Neck Flange Custom Assembly
Standard Base, Includes Vent Kit

60-1270

14" Diameter x 6.625" Height
5-1/8" Neck Flange Custom Assembly
Standard Base, Includes Vent Kit

60-1280

14" Diameter x 2.75" Height
5-1/8" Neck Flange Custom Assembly
1-1/4" Drop Base

60-1290

14" Diameter x 3.75" Height
5-1/8" Neck Flange Custom Assembly
1-1/4" Drop Base

60-1300

14" Diameter x 4.75" Height
5-1/8" Neck Flange Custom Assembly
1-1/4" Drop Base

60-1310

14" Diameter x 5.75" Height
5-1/8" Neck Flange Custom Assembly
1-1/4" Drop Base

**60-1260**

14" x 5.62" Custom Assembly
Standard Base with Vent Kit

**60-1263**

14" x 3.875" Custom Assembly
Standard Base with Vent Kit

**60-1264**

14" x 4.62" Custom Assembly
Standard Base with Vent Kit

**60-1270**

14" x 6.625" Custom Assembly
Standard Base with Vent Kit

**60-1280**

14" x 2.75" Custom Assembly
1-1/4" Drop Base

**60-1290**

14" x 3.75" Custom Assembly
1-1/4" Drop Base

**60-1300**

14" x 4.75" Custom Assembly
1-1/4" Drop Base

**60-1310**

14" x 5.75" Custom Assembly
1-1/4" Drop Base



60-1430

14" x 3.12" Custom Assembly
7/8" Drop Base



60-1440

14" x 4.12" Custom Assembly
7/8" Drop Base



60-1450

14" x 5.12" Custom Assembly
7/8" Drop Base



60-1460

14" x 6.12" Custom Assembly
7/8" Drop Base



62-1490

3" x 2.5" Push In Vent Air Filter



62-1516

3" x 2.5" Push In Vent Air Filter with
Deflector Shield



99-0621

Power Kleen; Filter Cleaner



99-5050

Filter Care Service Kit

60-1430

14" Diameter x 3.12" Height
5-1/8" Neck Flange Custom Assembly
7/8" Drop Base

60-1440

14" Diameter x 4.12" Height
5-1/8" Neck Flange Custom Assembly
7/8" Drop Base

60-1450

14" Diameter x 5.12" Height
5-1/8" Neck Flange Custom Assembly
7/8" Drop Base

60-1460

14" Diameter x 6.12" Height
5-1/8" Neck Flange Custom Assembly
7/8" Drop Base

62-1490

3" Diameter x 2.5" Height
1-1/4" Flange Push In Vent Air Filter

62-1516

3" Diameter x 2.5" Height
1-1/4" Flange Push In Vent Air Filter
with Deflector Shield

99-0621

Power Kleen; Filter Cleaner
32 oz. Trigger Sprayer

99-5000

Filter Care Service Kit - Includes 12oz.
Pump Bottle of Power Kleen Air Filter
Cleaner & 6.5 oz. Aerosol Can of Air
Filter Oil

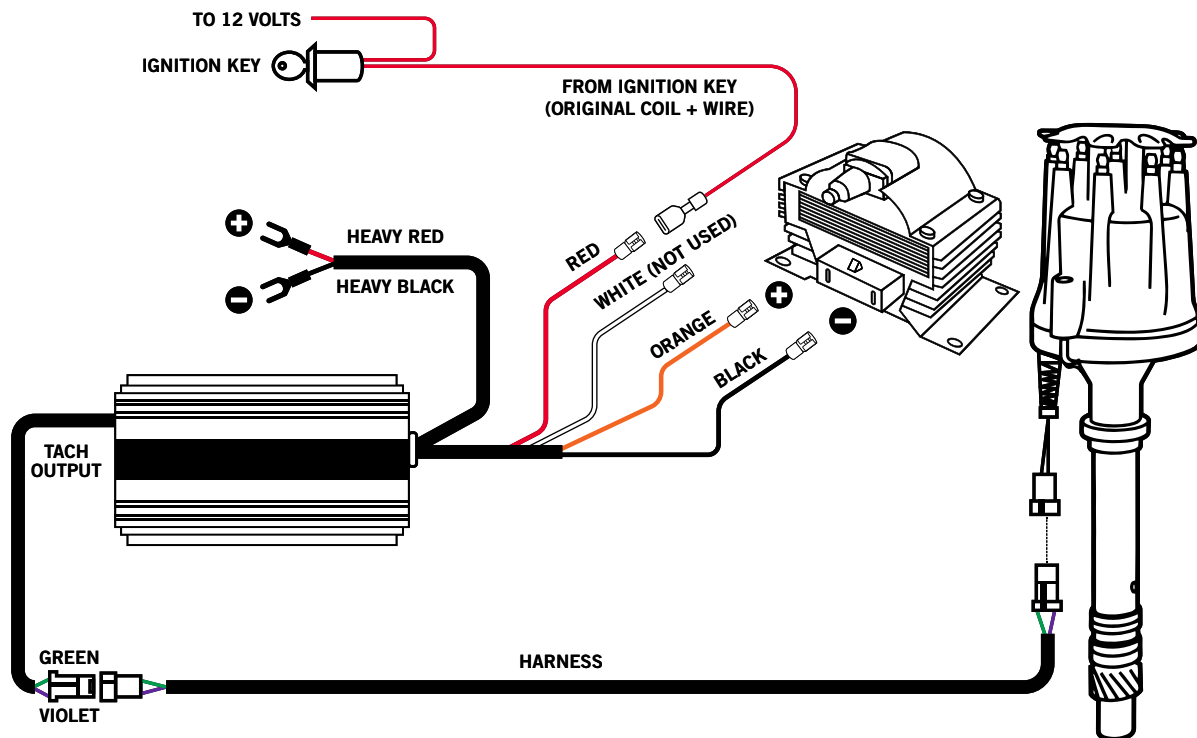
99-5050

Filter Care Service Kit - Includes 12 oz.
Pump Bottle of Power Kleen Air Filter
Cleaner & 8 oz. Squeeze Bottle of Air
Filter Oil

99-11312

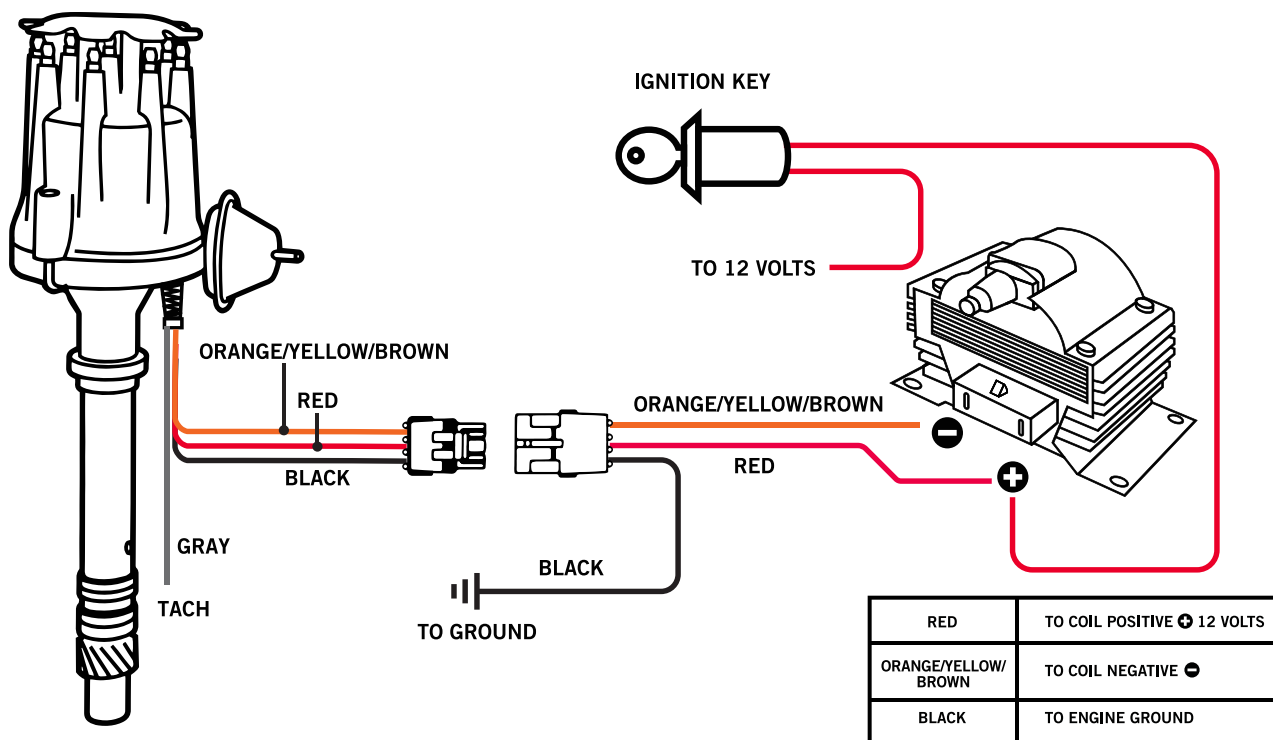
Air Filter Oil - 1/2 oz. Pillow Pack

PRO BILLET DISTRIBUTOR INSTALLATION

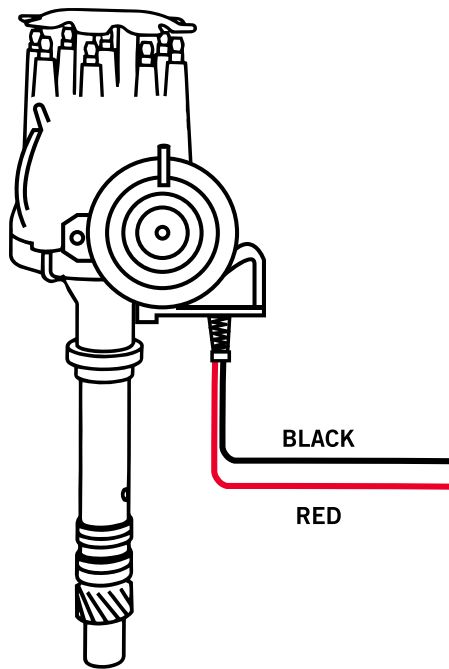


WARNING: High voltage is present on the coil terminals. Do not touch terminals or coil tower when the engine is cranking or running.

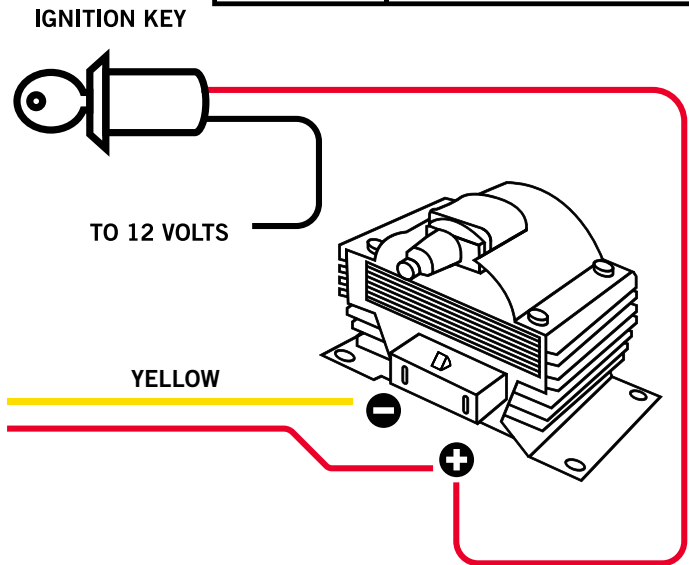
PRO SERIES READY TO RUN INSTALLATION



READY TO RUN INSTALLATION

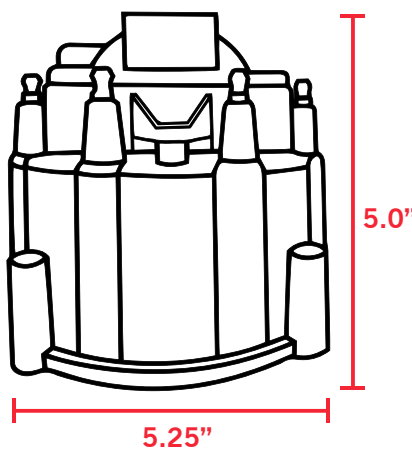


RED	TO COIL POSITIVE \oplus 12 VOLTS
BLACK & YELLOW	TO COIL NEGATIVE \ominus

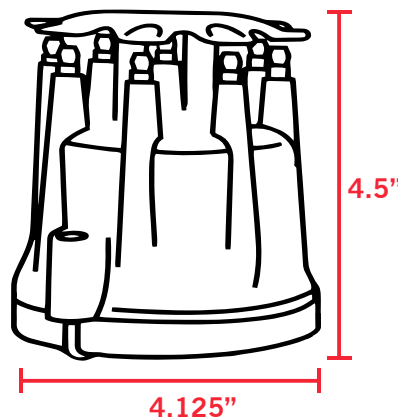


WARNING: High voltage is present on the coil terminals. Do not touch terminals or coil tower when the engine is cranking or running.

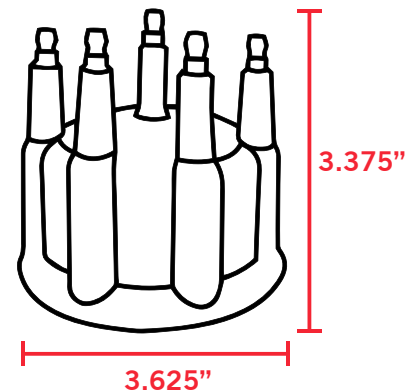
DISTRIBUTOR CAP DIMENSIONS



HEI

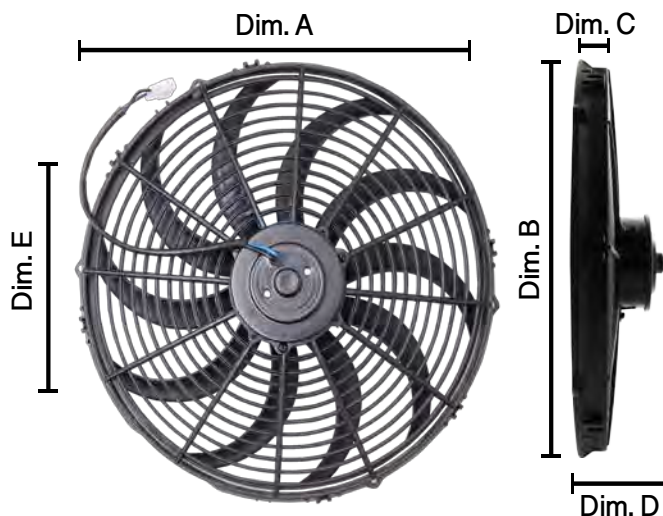


PRO SERIES PRO BILLET/
PRO SERIES READY TO RUN



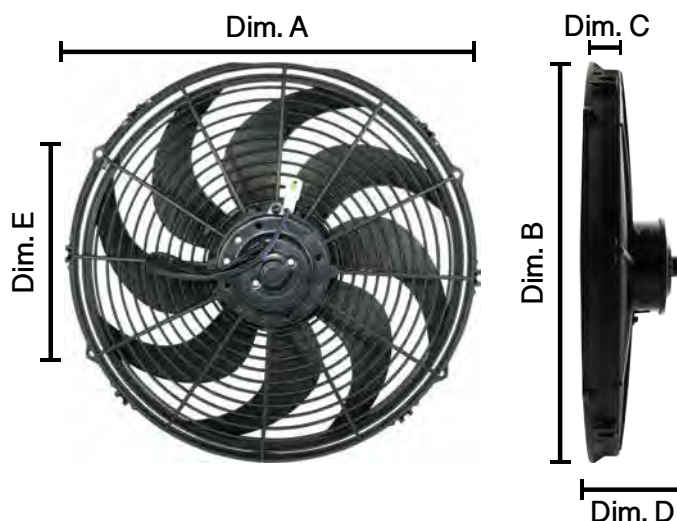
READY TO RUN/PRO BILLET

STANDARD UNIVERSAL FANS



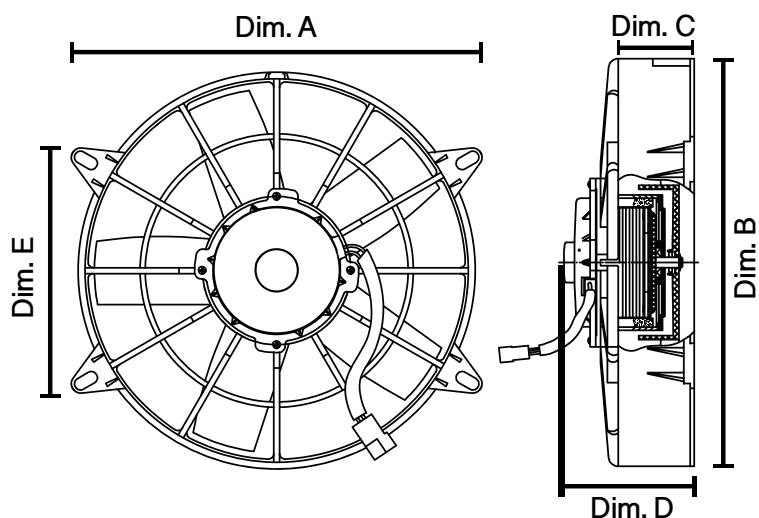
SIZE	PRODUCT NO.	DIM. A	DIM. B	DIM. C	DIM. D	DIM. E
8"	HC6101	8 1/8"	8"	1 1/4"	2 1/4"	4 3/8"
10"	HC6102	11 1/2"	10 3/4"	1 1/2"	2 3/8"	8 7/8"
12"	HC6103	13"	12 1/8"	1 1/2"	2 3/8"	6 3/16"
14"	HC6104	14 7/8"	14"	1 1/2"	3 1/8"	7 1/8"
16"	HC6105	16 1/2"	15 5/8"	1 1/8"	3 5/8"	14"

PRO SERIES S-BLADE FANS



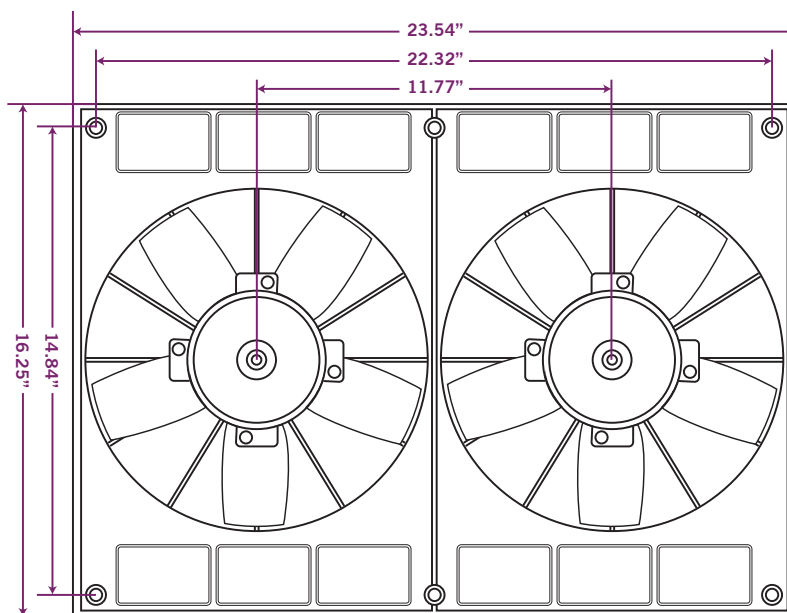
SIZE	PRODUCT NO.	CFM	AMP DRAW	DIM. A	DIM. B	DIM. C	DIM. D	DIM. E
10"	HC7102	650	7.5	10 5/8"	11 1/4"	1 1/4"	2 1/2"	5 5/8"
12"	HC7103	870	10.0	11 5/8"	11 3/4"	1 3/8"	2 1/2"	6 7/16"
14"	HC7104	1,200	12.0	14 7/16"	15 1/4"	1 3/8"	3 1/2"	7 1/8"
16"	HC7105	1,600	14.0	15 5/8"	16"	1 3/8"	3 3/4"	8 1/8"

PRO FLOW FANS



SIZE	PRODUCT NO.	TRUE CFM	AMP DRAW	DIM. A	DIM. B	DIM. C	DIM. D	DIM. E
11"	HC7211	1,400	13.9	11 1/2"	12"	2 1/4"	3 3/4"	6 1/2"
12"	HC7212	1,600	10.0	13 1/4"	13"	2 3/8"	4"	9 3/8"

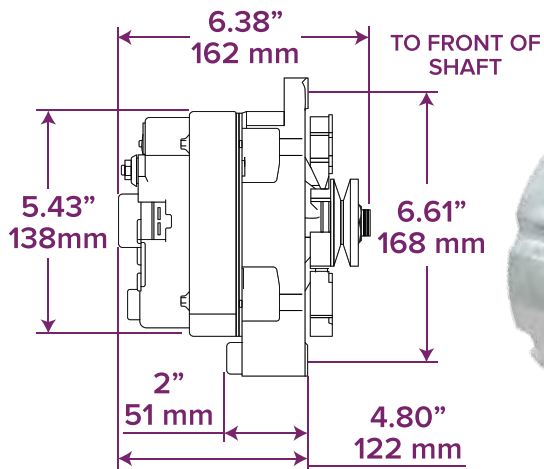
PRO SERIES DUAL FAN



DIMENSIONS ARE IN INCHES

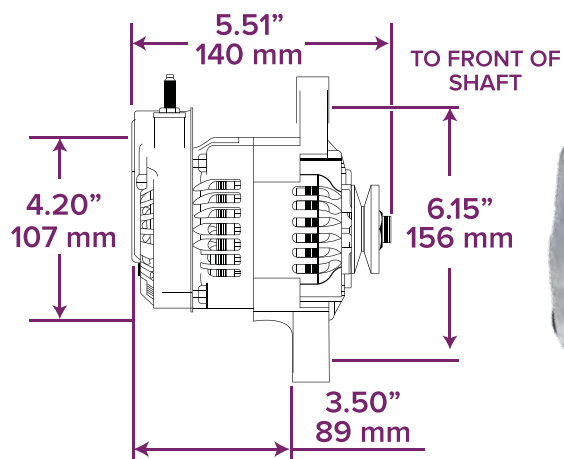
PRODUCT NO.	FAN SIZE	CFM	AMP DRAW
HC7106	11"	2,780	25

ALTERNATOR DIMENSIONS



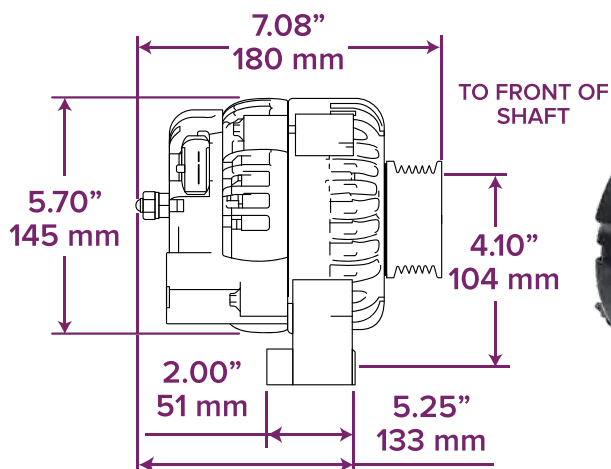
ES1001C

GM 10SI Alternator, 110 AMP, V-Belt, 1 or OEM Wire Setup, Fits 1968-1982



ES1004C

GM Denso Style Mini Alternator, Street Rod Race, 90 AMP, V-Belt, 1 Wire Setup



ES1024C

GM LS Truck AD244 Alternator, 220 AMP, Serpentine Belt, 4 Pin Connector

1-WIRE ALTERNATOR INSTALLATION INSTRUCTIONS

CAREFULLY READ THESE INSTRUCTIONS BEFORE ATTEMPTING INSTALLATION!

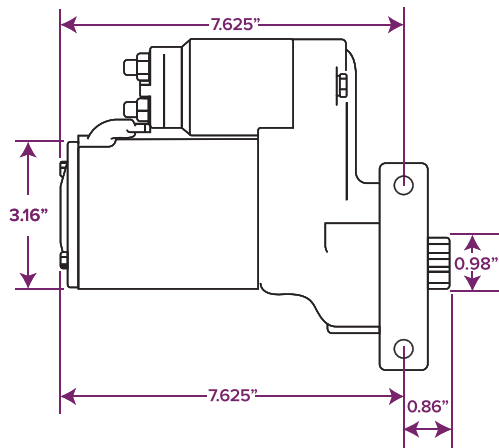
INSTALLATION: To install an alternator, disconnect the positive battery cable, unbolt and remove the original alternator, install the alternator and re-tension the drive belts. Then run a single wire of the proper gauge from the alternator 'Battery' terminal to the positive terminal on the battery or to the starter solenoid main lug (connects to the positive battery post). Adjust belt tension so that the belt has approximately 1/2" of deflection and tighten belt tension bolt. Tension belt with hand pressure on alternator (do not use pry bars or anything similar on alternator). Reconnect the positive battery cable, start the engine and using a multi-meter, verify that the alternator is charging at least 13.8 volts at 1000 RPM's.

GROUNDING REQUIREMENTS: In order for an alternator to charge properly, the alternator must be grounded to the engine block. If an alternator has paint or clear-coat on the mounting surfaces, it may not be grounded and will not charge.

CORRECT WIRE SIZE IS CRITICAL: It is very important to use the correct wire size to connect the alternator to the battery. A wire size too small can allow the wire to overheat, melt the insulation and cause a fire or worse. Depending upon the maximum output of the alternator, use the following chart as a minimum wire size guide. Wire size is based on 4' battery cables. Trunk mounted batteries require heavier gauge battery cables - contact Tech Service for recommendation. One wire alternators eliminate the unsightly factory wiring harness and simplifies installation by using only one wire for charging.

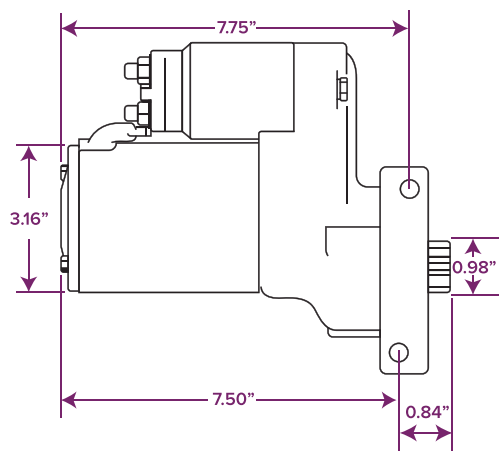
AMPERAGE	UP TO 4 FT.	4-7 FT.	7-10 FT.	10-13 FT.	13-16 FT.
35-50	12	12	10	10	10
50-65	10	8	8	6	6
65-85	10	8	8	6	6
85-105	8	8	6	4	4
105-125	6	6	4	4	2
125-150	6	6	4	2	2
150-175	4	4	4	2	2
175-200	4	4	2	2	0

STARTER DIMENSIONS



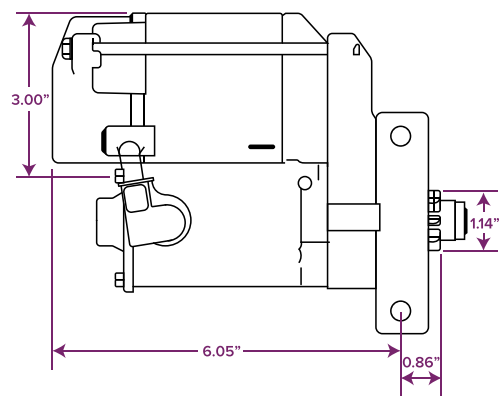
JM7001

Chevy SB/BB 3HP High Torque Starter, 153 or 168 Tooth Flywheel, Tilton Style



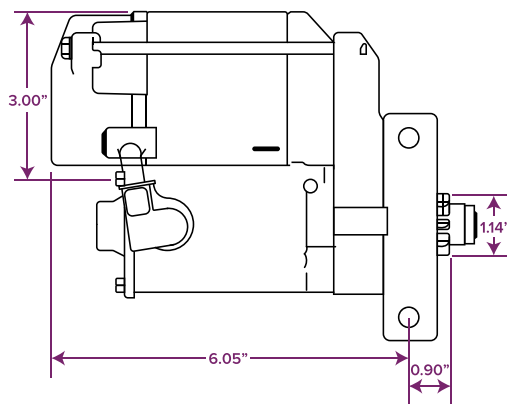
JM7002

GM LSX 3HP High Torque Starter, Tilton Style



JM7007

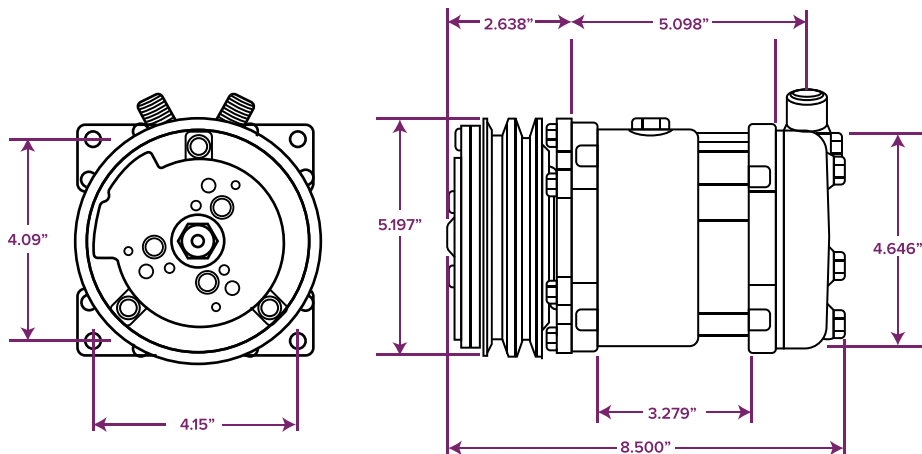
Chevy SB/BB 1.9HP Starter, Staggered Mount, Denso Style, 168 Tooth Flywheel



JM7009

GM LSX 1.9HP Starter, 360° Rotation, Denso Style

A/C COMPRESSOR DIMENSIONS

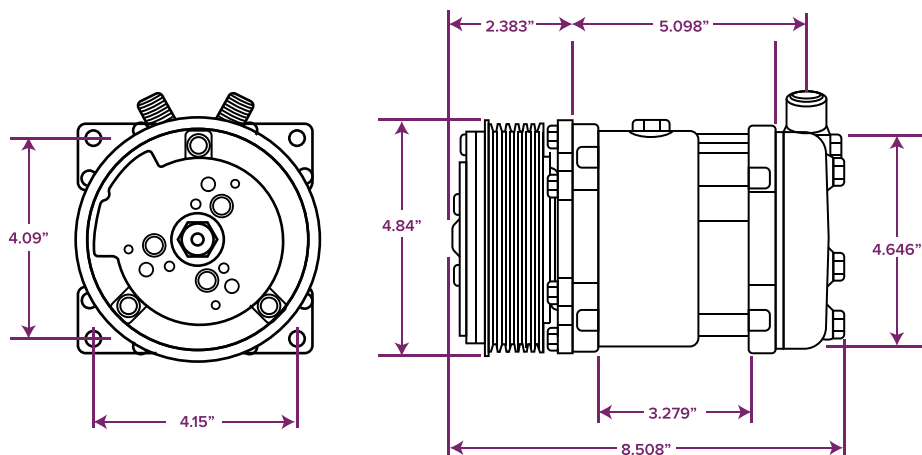


HC5001C

Sanden 508 R134A Style
A/C Compressor V-Belt, Black Clutch

HC5003C

Sanden 508 R134A Style
A/C Compressor V-Belt, Silver Clutch

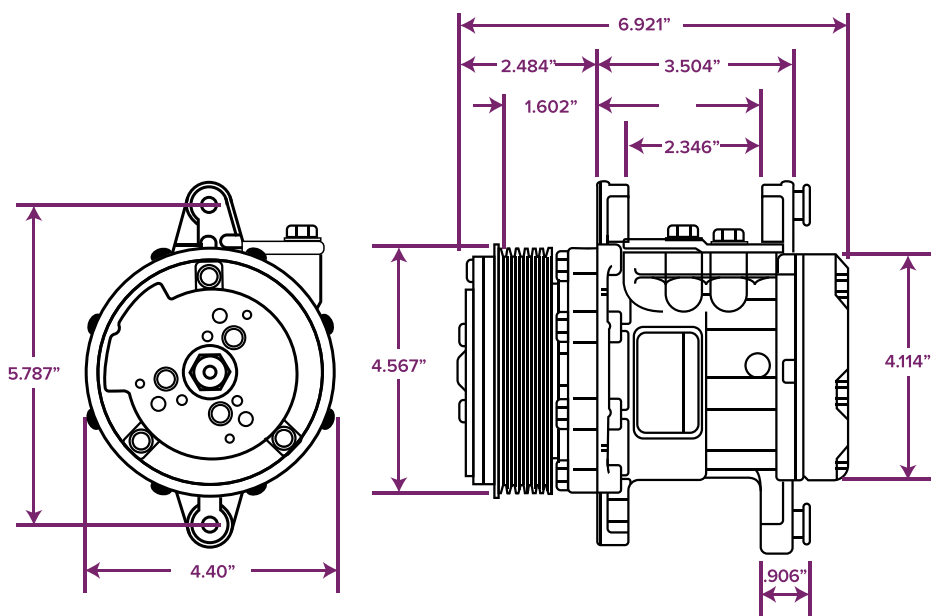


HC5002C

Sanden 508 R134A Style
A/C Compressor Serpentine Belt,
Black Clutch

HC5004C

Sanden 508 R134A Style
A/C Compressor Serpentine Belt,
Silver Clutch



HC5005C

Sanden SD-7 Style A/C Compressor
Serpentine Belt, 6 Groove, Silver Clutch