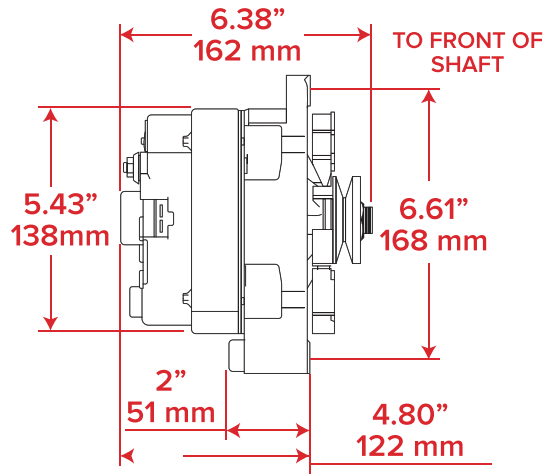
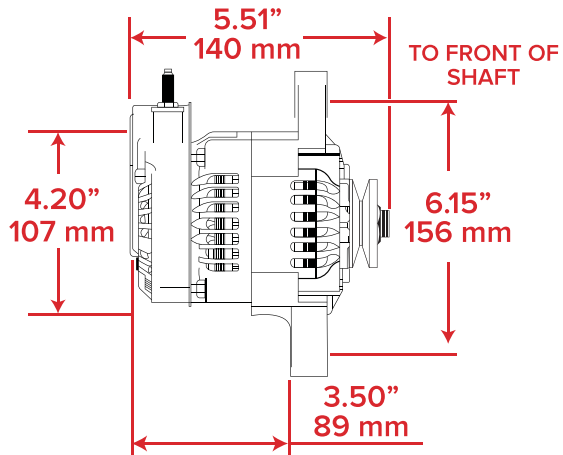


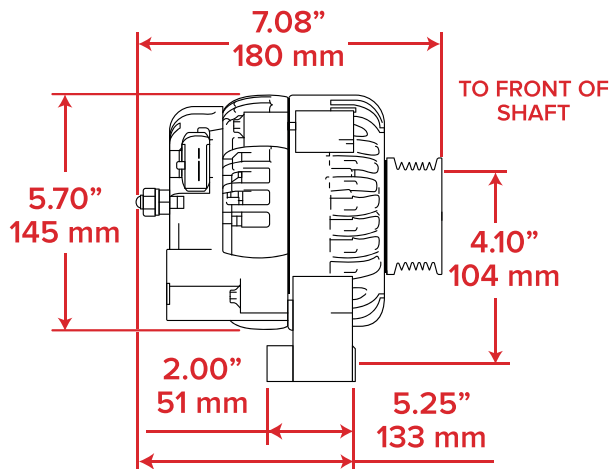
# ALTERNATOR DIMENSIONS



**ES1001C**  
GM 10SI Alternator, 110 AMP, V-Belt,  
1 or OEM Wire Setup, Fits 1968-1982

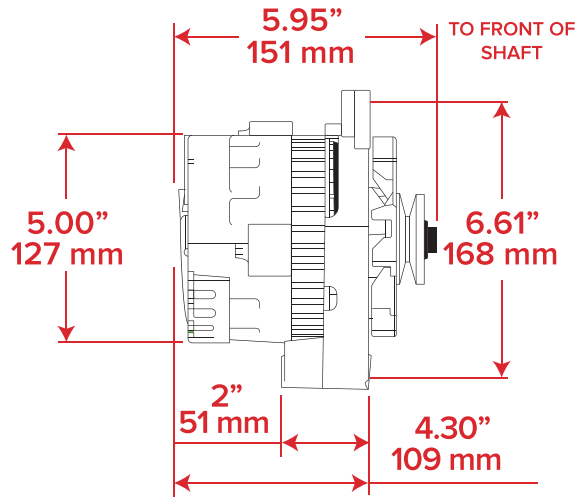


**ES1004C**  
GM Denso Style Mini Alternator,  
Street Rod Race, 90 AMP, V-Belt,  
1 Wire Setup



**ES1024C**  
GM LS Truck AD244 Alternator,  
220 AMP, Serpentine Belt,  
4 Pin Connector

# ALTERNATOR DIMENSIONS



## ES1005C

GM CS130 Alternator with Side Battery Post,  
160 AMP, V-Belt, 1 or OEM Wire Setup, Fits 1968-1995