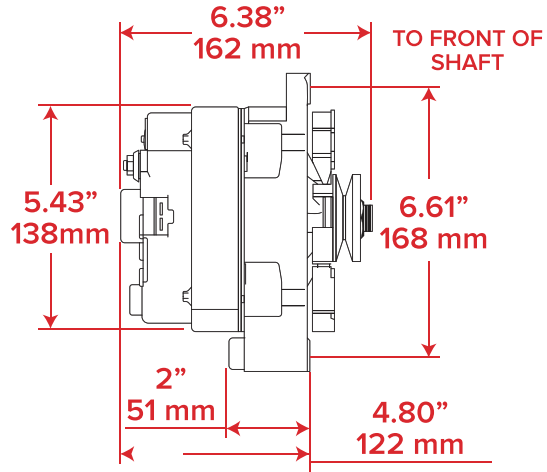
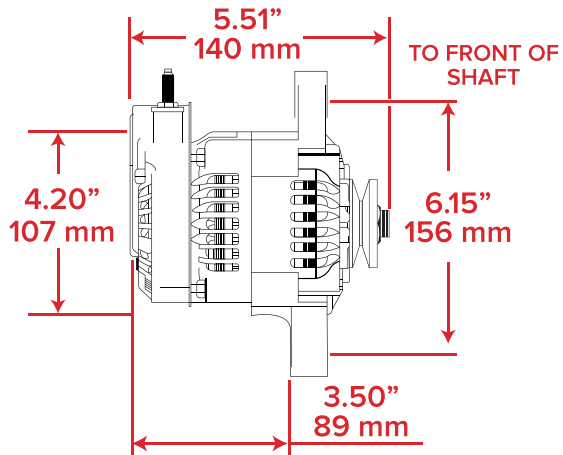


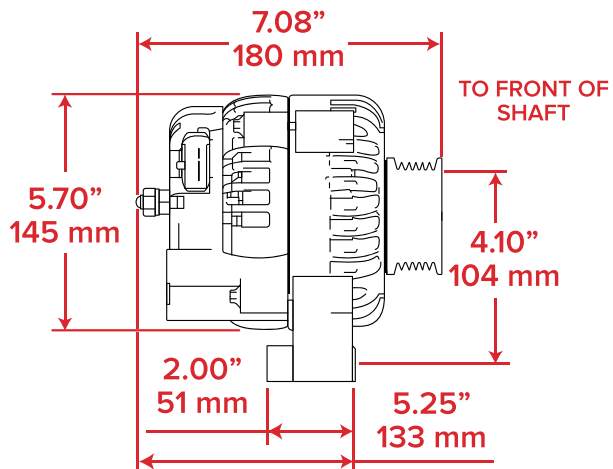
ALTERNATOR DIMENSIONS



ES1001C
GM 10SI Alternator, 110 AMP, V-Belt,
1 or OEM Wire Setup, Fits 1968-1982

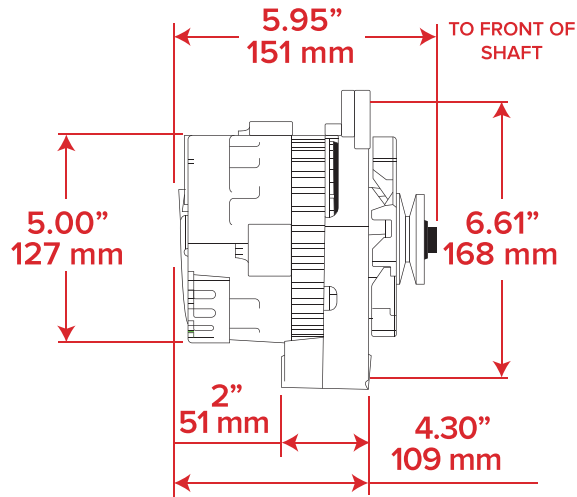


ES1004C
GM Denso Style Mini Alternator,
Street Rod Race, 90 AMP, V-Belt,
1 Wire Setup



ES1024C
GM LS Truck AD244 Alternator,
220 AMP, Serpentine Belt,
4 Pin Connector

ALTERNATOR DIMENSIONS



ES1005C

GM CS130 Alternator with Side Battery Post,
160 AMP, V-Belt, 1 or OEM Wire Setup, Fits 1968-1995