

TRÜ-FLATE®

Safe & Easy
Tire Repair™



INFLATE



MAINTAIN



REPAIR

YOU CAN DO THIS

CONTENTS

Sealants.....	4-5
Combo Kits.....	6-7
Inflators.....	8-9
Tire Gauges.....	10-15
Tire Repair Kits & Patches.....	16-18
Strings, Plugs & Boots.....	19-20
Tire Repair Tools & Buffers.....	21-22
Cement.....	23-24
Roadside Safety Kit & Pumps.....	25
Tire Valves.....	25-29
Tire Valve Adapters, Extensions & Cores.....	30-32
Tire Service Tools.....	32-33
Valve Caps.....	34
Displays, Planograms.....	35-40
Index.....	41-43

THE PLEWS ADVANTAGE

- Comprehensive Category Management.
- Complete, in-house marketing and creative team to ensure quick turn-around times.
- Ability to recognize and participate in promotional opportunities that drive increased revenue.



NEW PRODUCTS

SEALANTS



Pages 4-7

INFLATORS



Pages 8 & 9

GADGET GAUGES



Page 14

SAFETY KIT



Page 25

TIRE SEALANTS



Valve Through® Technology



TruSeal® PREMIUM TIRE SEALANT

Differentiate your assortment and invigorate your tire repair set with game changing Tru-Flate® sealant... introducing TruSeal® Premium Tire Sealant. Innovative Valve Through® Technology leads the charge to improving the flat tire experience.

- No valve core removal required
- Liquid sealant features easy to use hand pumps with volume scale for specific application requirements
- Aerosols include integrated hose management for easy storage
- Eco-friendly, TPMS safe



TIRE SEALANTS

 **TIRE
SENSOR
SAFE**
**NON-TOXIC
FORMULA**



TruSeal® BOTTLE SEALANTS

Consumers will no longer need to remove the valve core to add sealant, now they can simply go THROUGH it. Save time and get on the road faster with the TruSeal® line of liquid sealants.

8 oz Bottle Sealant

Bicycle and small tire size repair.

12-080 Retail box. 6/master.

16 oz Bottle Sealant

Standard automobile tire size repair.

12-081 Retail box. 6/master.

24 oz Bottle Sealant

Large automobile tire size repair.

12-082 Retail box. 6/master.

32 oz Bottle Sealant

Oversized tire repair.

12-083 Retail box. 6/master.

TruSeal® AEROSOL SEALANTS

TruSeal® aerosol sealant provides maximum performance while utilizing an integrated hose management system for easy storage. Just connect and go, seals in minutes. Let Tru-Flate® TruSeal® Premium Sealant drive your sales and keep you ahead of the competition.

12 oz Aerosol Sealant

Compact tire repair.

12-071 Retail can. 6/master.

16 oz Aerosol Sealant

Standard tire repair.

12-073 Retail can. 6/master.

20 oz Aerosol Sealant

Large tire repair.

12-074 Retail can. 6/master.



COMBO KITS

TruSeal® HYBRID INFLATOR™ EMERGENCY FLAT TIRE REPAIR



The emergency flat tire solution. Easily seals & inflates with the turn of a dial. The patented design works in most flat tire emergencies. Use to top off the air in your tires or to temporarily seal a puncture. Get back on the road in 9 minutes or less. No tools required, compact size, easy to remove & replace cartridge, works with most 16 oz aerosol sealants.

12-175 TruSeal® Hybrid Inflator™ Emergency Flat Tire Repair

Includes dial gauge, Air/Sealant Hose, 12V Power Cord, 16 oz. sealant cartridge included.
Retail box. 3/master.
Patent# 10011082

TruSeal® EMERGENCY FLAT TIRE REPAIR KIT

Perfect for back-to-school drivers, heavy travelers, off-road enthusiasts, and safety-conscious motorists. TruSeal® kits are an easier and quicker alternative to a spare tire. For use with car tires, motorcycles, ATV's, dirt bikes, bicycles, inflatables and sports equipment.

12-170 TruSeal® Compact Emergency Flat Tire Repair Kit

Compact size for easy storage. Seals up to a 1/4" puncture. Kit includes compact inflator (See 16-230 on page 8 for specifications), 16 oz. sealant bottle (12-081) with hand pump.
Retail box. 3/master.

12-171 TruSeal® Emergency Flat Tire Repair Kit

Features easy-read pressure gauge display and a bright white LED work light. Seals up to a 1/4" puncture. Kit includes dial inflator (See 16-227 on page 8 for specifications), 16 oz. sealant bottle (12-081) with hand pump, sports ball needle, and 2 inflator nozzles.
Retail box. 2/master.

12-170

12-172

12-171



12-172 TruSeal® Deluxe Emergency Flat Tire Repair Kit

Smart Flate® technology allows the user to program the inflator to shut off automatically when the selected pressure is reached. Seals up to a 1/4" puncture. Kit includes inflator (See 16-237 on page 8 for specifications), 16 oz. sealant bottle (12-081) with hand pump, carrying bag, inflation nozzles, and needle. Bonus kit included: straight needle & rasp, five 4" plugs, valve removal tool, .30 fl. oz. cement, two valve cores, two plastic valve caps, 10-50 PSI pencil gauge.
Retail box. 3/master.

HYBRID INFLATOR™

EMERGENCY FLAT TIRE REPAIR

- ✓ Easily Seals & Inflates with the Turn of a Dial
- ✓ Works with Most 16 oz. Aerosol Sealants
- ✓ Easy to Remove & Replace Cartridge
- ✓ Compact Size



9 MINUTE
FULL REPAIR

Patent # 10011082



**SEALS &
INFLATES**

No Tools Required

TIRE INFLATORS



HEAVY DUTY DIGITAL INFLATOR (12 VOLT)

A rugged inflator for demanding conditions is what the Heavy Duty Digital Inflator delivers. A heavy duty design for the inflator body is marketed specifically to consumers with trucks and SUVs. The inflator features a 16-foot recoil hose and a detachable digital gauge that works independently as a pressure gauge.

16-245 Retail box. 2/master.

- Inflates standard car tire in 3 minutes
- 30.5' overall reach
- Detachable digital gauge
- Heavy duty direct drive motor with reduced sound



DIGITAL INFLATOR (12 VOLT)

Smart Flate® technology allows the user to program the inflator to shut off automatically when the selected pressure is reached. Includes a sports ball needle and 2 inflator nozzles.

16-237 Retail box. 3/master.

- Inflates standard car tire in 7 minutes
- Cable length: 10' cord, 19.5" hose



DIAL INFLATOR (12 VOLT)

Ideal for home or travel, our Dial Inflator features durable lightweight construction, an easy-read pressure gauge display and bright white LED work light. Includes a sports ball needle and 2 inflator nozzles.

16-227 Retail box. 3/master.

16-227-2 Includes bonus dial gauge.
Retail box. 3/master.

- Inflates standard car tire in 7 minutes
- Cable length: 9.5' cord, 21.5" hose



TOP-OFF MINI INFLATOR (12 VOLT)

The opening price point in our line of inflators is the Top-Off Mini Inflator. Perfect for topping off the tires and maintaining correct tire pressure. Compact size is ideal for keeping with you on the go and is the perfect size for the price conscious shopper.

16-230 Retail box. 4/master.

- Inflates standard car tire in 10 minutes
- Cable length: 9' cord, 4.5" hose
- Compact size for easy storage and portability
- Perfect opening price point inflator for tire top off

TIRE INFLATORS



TANKLESS WALL-MOUNT INFLATOR (120 VOLT)

An exciting addition to our new inflator line is the 120 Volt tankless wall-mount garage inflator. This inflator permanently mounts to the wall and includes a 25' poly recoil hose, mounting hardware and inflates a standard car tire in 3 minutes. Features Smart Flate® preset digital inflating technology

16-250 Retail box. 2/master.

- Inflates standard car tire in 3 minutes
- Wall-mounted w/ 25' detachable recoil hose
- Auto reset thermal overload
- Equipped with clip-on chuck for ease of use



RECHARGEABLE HEAVY DUTY INFLATOR (12V BATTERY)

Designed with outdoor enthusiasts in mind, the Rechargeable Heavy Duty Inflator is ideal for outdoor activities and camping. The inflator is designed to operate away from a power source making it ideal for remote locations like camping and rafting. Inflator also features a USB port for charging other devices and a bright LED light. Half the weight of competitive products.

16-240 Retail box. 2/master.

- Inflates standard car tire in 6 minutes
- Two stage dial for tires & inflatables
- USB & 12V rechargeable Lithium-Ion battery



TIRE GAUGES



HIGH PRESSURE TIRE GAUGE (20-120 PSI)

Ideal for all higher pressure applications on lightweight trucks (1/2 to 2-1/2 tons), step vans, pickups and air shocks. Calibrated 20-120 PSI in 2 lb. units, 140-820 kPa in 20 kPa units, and 1.4-8.2 BAR in .2 BAR units. Four standard valve caps included.

17-519 Carded. 10/master.

STANDARD TIRE GAUGE (10-50 PSI)

Excellent for general-purpose use on passenger cars, vans and light trucks. Calibrated 10-50 PSI in 1 lb. units, 70-350 kPa in 10 kPa units, and .7-3.5 BAR in .1 BAR units. Four standard valve caps included with retail package.

17-509 Carded. 10/master.

PENCIL TIRE GAUGE (10-75 PSI)

Excellent for general-purpose use on passenger cars, vans and light trucks. Calibrated 10-75 PSI in 1 lb. units, 70-517 kPa in 10 kPa units, and .7-5.2 BAR in .1 BAR units. Four plastic valve caps included with retail package.

17-510 Carded. 10/master.

LOW PRESSURE TIRE GAUGE (1-20 PSI)

Low pressure readings at their best. Perfect for home garden tractors, golf carts, air springs and ATVs. Calibrated 1-20 PSI in 1/2 lb. units, 10-140 kPa in 5 kPa units and .1-1.4 BAR in .05 BAR units. Four standard valve caps included.

17-521 Carded. 10/master.



MINI TIRE GAUGE WITH MAGNET (10-50 PSI)

Excellent for general-purpose use on passenger cars, vans and light trucks. Calibrated 10-50 PSI in 1 lb. units, 70-350 kPa in 10 kPa units, and .7-3.5 BAR in .1 BAR units. Red, Blue, Orange, Green.

17-580 Bulk. 12/box.



STANDARD TIRE GAUGE (10-50 PSI)

Excellent for general-purpose use on passenger cars, vans and light trucks. Calibrated 10-50 PSI in 1 lb. units, 70-350 kPa in 10 kPa units, and .7-3.5 BAR in .1 BAR units. Orange, Blue, Red, Green.

17-509C Bulk. 20/box.



STANDARD TIRE GAUGE (10-50 PSI)

Excellent for general-purpose use on passenger cars, vans and light trucks. Calibrated 10-50 PSI in 1 lb. units, 70-350 kPa in 10 kPa units, and .7-3.5 BAR in .1 BAR units. Red hearts, American flag, Camo, Blue Treads.

17-509P Bulk. 20/box.



TIRE GAUGE DISPLAY

These eye catching displays include Tru-Flate's standard or truck tire gauges in 5 vibrant metallic colors - red, blue, black, chrome and green. Designed to accommodate peg hook or countertop display, wherever your store traffic is heaviest.

96-520 10 piece tire gauge display (17-509)

96-540 10 piece truck tire gauge display (17-519)



AT HOME



IN THE GARAGE



ON THE FARM

TIRE GAUGES

TIRE GAUGES



BICYCLE TIRE GAUGE

Custom designed for high pressure tires on bicycles, motorcycles, mini-bikes, scooters and other cycles. Calibrated 20-120 PSI in 2 lb. units, 140-820 kPa in 20 kPa units, and 1.4-8.2 BAR in .2 BAR units.

17-527 Carded. 10/master.



EASY REACH TIRE GAUGE

A must for tires with wheel covers. Straight-On type head makes hard-to-reach valves easy. Calibrated 10-50 PSI in 1 lb. units, 70-350 kPa in 10 kPa units, and .7-3.5 BAR in .1 BAR units.

17-523 Carded. 10/master.



TRACTOR TIRE GAUGE (5-45 PSI)

For air and liquid filled tires. Includes special oiling and cleaning features to clean out corrosive fluids. For tractors, heavy equipment, farm and construction vehicles. Calibrated 5-45 PSI in 1 lb. units, 40-310 kPa in 10 kPa units, and .4-3.1 BAR in .1 BAR units.

17-517 Carded. 10/master.



DUAL FOOT TRUCK GAUGE (20-120 PSI)

For use on dual wheels and other difficult-to-reach valves. Fits in your pocket yet has enough range to handle both cars and trucks. Calibrated 20-120 PSI in 2 lb. units, 140-820 kPa in 20 kPa units, and 1.4-8.1 BAR in .2 BAR units. Two plastic valve extensions included with retail package.

17-525 Carded. 10/master.

17-525B Bulk. 20/box.



DUAL FOOT SERVICE TIRE GAUGE (10-150 PSI)

For heavy-duty use required at the service level. Ideal for dual wheels and other difficult-to-reach valves on pickups, recreational vehicles, heavy trucks and off-road equipment. Chrome plated brass with a die-cast chuck. Calibrated 10-150 PSI in 2 lb. units and from 80-1,040 kPa in 20 kPa units. Includes handy hang-up hook.

17-545 Carded. 10/master.

903D (Amflo®) With unbreakable aluminum indicator bar. Carded. 5/master.



STRAIGHT-ON DUAL FOOT SERVICE TIRE GAUGE (10-150 PSI)

Tough black epoxy coated gauge. Designed for the difficult-to-reach inner dual. Straight-On chuck for inside wheel and 30 degree reverse angle for outside wheel. Calibrated 10-150 PSI in 2 lb. units and 80-1040 kPa in 20 kPa units. Includes handy hang-up hook.

17-548 1/box.



STRAIGHT-ON DUAL FOOT SERVICE TIRE GAUGE (10-150 PSI)

Designed for the difficult-to-reach inner dual. Straight-On chuck for inside wheel and 30 degree reverse gangle for outside wheel. Calibrated 10-150 PSI in 2 lb. units and 80-1040 kPa in 20 kPa units. Includes handy hang-up hook.

17-565 Carded. 5/master.

DIAL TIRE GAUGES



DIAL TIRE GAUGE (10–60 PSI)

Professional type dial with steel casing and nickel plated brass chuck. Automatic reset. Pressure release valve. For cars, vans and light trucks.

17-551 Carded. 10/master.



DIAL TIRE GAUGE W/ MAGNET (10–60 PSI)

This magnetized pressure gauge is a must have. Consumers can place the gauge on any metal surface quickly and easily.

17-561 Bulk. 8/box.



DIAL TIRE GAUGE W/ MAGNET AND RUBBER BUMPER (10–60 PSI)

This magnetized pressure gauge is a must have. Consumers can place the gauge on any metal surface giving them the ability to check pressure quickly and easily.

17-563 Bulk. 8/box.



MINI DIAL TIRE GAUGE (5–60 PSI)

The Mini Dial Tire gauge is the perfect impulse item. Compact and easy to use, this gauge is perfect for the mechanic in the busy tire shop or the garage hobbyist. Includes a leather pouch and pressure relief button.

17-567 Carded. 6/master.



PROFESSIONAL DIAL TIRE GAUGE (5–100 PSI)

This durable gauge is perfect for the frequent user. Its easy-to-read dial gauge display holds a pressure reading until the pressure relief button is released. The reinforced flex hose helps access hard-to-reach positions.

17-569 Carded. 4/master.



DIAL TRUCK TIRE GAUGE (10–160 PSI)

Easy-to-read dial gauge complete with a rugged protective rubber casing. Pressure holding gauge has an automatic reset/release valve. Includes a 12" flexible hose and chrome-plated zinc dual foot chuck.

17-555 Carded. 5/master.

DIGITAL TIRE GAUGES



9-IN-1 DIGITAL GADGET GAUGE

To stay safe, the 9-in-1 offers a glass breaker, seat belt cutter and a number of folding tools for every day situations. With a backlit LED pressure display and multiple light functions use at night is easy. Calibrated in PSI, kPa, BAR and KG/cm². Batteries included. (5-150 PSI).

17-581 Carded. 10/master. Counter Display

Tools Include:

- Flashlight
- Digital Tire Gauge
- Glass Breaker
- Scissors
- Pliers
- Seat Belt Cutter
- LED light
- Phillips Screwdriver
- Flathead Screwdriver



5-IN-1 DIGITAL GADGET GAUGE

Perfect for the safety conscious consumer, the 5-in-1 is equipped with an easy impact glass breaker and seat belt cutter. With a backlit LED pressure display and multiple light functions use at night is easy. Calibrated in PSI, kPa, BAR and KG/cm². Batteries included. (5-150 PSI).

17-582 Carded. 10/master. Counter Display

Tools Include:

- Flashlight
- Digital Tire Gauge
- Glass Breaker
- Seat Belt Cutter
- LED Light



5-IN-1 CARABINER GADGET GAUGE

The Carabiner Gauge is great for the sport and outdoor enthusiast as the carabiner and bottle opener functions come in handy on the go. Calibrated in PSI, kPa, and BAR. Batteries included. (4-140 PSI).

17-583 Carded. 10/master. Counter Display

Tools Include:

- Bottle Opener
- Glass Breaker
- Flashlight
- Digital Tire Gauge
- Carabiner Clip



4-IN-1 KEYCHAIN GADGET GAUGE

As a step-up to other price point tire gauges, the keychain Gadget Gauge comes with handy Phillips and flathead screwdrivers. Perfect for high traffic impulse areas. Calibrated in PSI and BAR. Batteries included. (5-100 PSI).

17-584 Carded. 10/master. Counter Display

Tools Include:

- Digital Tire Gauge
- Keychain
- Phillips Screwdriver
- Flathead Screwdriver



PRESSURE & TREAD DEPTH GAUGE

Digital tire pressure and tread depth functions make it easy to stay on top of tire maintenance. Bright LED backlit display is easy to read at night. Pressure calibrated in PSI, kPa, BAR and KG/cm². Tread depth calibrated in inch and mm. Batteries included. (5-99 PSI).

17-557 Carded. 5/master.

Tools Include:

- Digital Tire Gauge
- Bright LED light
- Tread Depth Gauge
- Patent No. D702,143



DIGITAL TIRE GAUGE

Simply place the nozzle on the tire valve, wait a moment for the reading to lock into the display, remove the gauge and read the digital results. Gauge shuts off automatically upon removal. Batteries included. (5-99 PSI).

17-537 Carded. 5 /master.

CARABINER GADGET GAUGE



- ✓ *Accurate Digital Gauge 4-140 PSI*
- ✓ *Tested and Approved Glass Breaker*
- ✓ *Carabiner Clip For Easy Storage*
- ✓ *Bright Light*
- ✓ *Includes Bottle Opener*
- ✓ *Batteries Included*

***BREAKING
NEW GROUND***

TIRE REPAIR PRODUCTS



SUPER-GRIP EMERGENCY TIRE REPAIR KIT

For all bias ply and non-speed rated radial tires. Contains probe, needle, 5 radial inserts, and .30 oz. cement.

15-162 Carded. 5/master.



SUPER-GRIP EMERGENCY TIRE REPAIR KIT

For all bias ply and non-speed rated radial tires. Contains probe, needle, 5 radial inserts, and 10-50 PSI tire gauge.

15-159 Carded. 4/master.



EMERGENCY REPAIR KIT

For all bias ply and non-speed rated radial tires. Contains screwdriver style open-eye needle and probe, 3 repair strings and .30 oz. cement.

15-163 Carded. 5/master.



EMERGENCY REPAIR RADIAL TIRE KIT

This handy kit easily fits in the glove box of any car. Contains 10 repair strings and a closed-eye needle. Not for speed rated radial tires.

15-165 Carded. 5/master.



PERMA-STRIP® REPAIR KIT

Emergency repair kit for bias ply and non-steel belted radial tires. Contains 6 repair strips, .30 oz. cement and open-eye needle.

15-169 Carded. 5/master.



EMERGENCY OFF-ROAD TIRE REPAIR KIT

Comes in handy tool pouch. Contains 10 string repairs, T-handle open-eye tool, T-handle probe and two .30 oz. cements.

15-262 Carded. 1/master.

TIRE REPAIR PRODUCTS



HEAVY DUTY TRUCK TIRE EMERGENCY REPAIR KIT

Contains everything needed for emergency repairs on the largest truck tires. Heavy duty all steel split-eye, T-handle tool with Sheffield steel shaft, 8" T-handle spiral cement tool, 2 oz. Universal Cement and 15 heavy duty inserts. All packed in a heavy reclosable vinyl pouch.

15-282 Carded. 1/master.



31 PIECE TIRE REPAIR TOOLBOX

Contains: 10-50 PSI tire gauge, screwdriver handled insert and rasp tools, 10 black 4" repair plugs, 3 small and 3 medium patches, .30 oz. cement, four-way valve tool, 4 valve cores, 4 valve caps, metal buffer and storage box.

15-177 Storage case. 4/master.



46 PIECE DELUXE TIRE REPAIR TOOLBOX

Contains: T-handle inserting tool, T-handle rasp, 5-50 PSI tire gauge, 25 black 4" repair plugs, 3 small and 3 medium patches, .30 oz. cement, four-way valve tool, 4 valve cores, 4 valve caps, metal buffer and storage box.

15-181 Storage case. 4/master.



41 PIECE DELUXE TRUPATCH KIT

Contains: 8 Chembond® tubeless patches, 30 rubber patch squares, 1 thumb buffer and two .30 fl. oz. cements.

11-007 Storage tube. 2/master.

TIRE REPAIR PRODUCTS



CHEMBOND® TUBE AND BIAS PATCHES

These world famous patches are available in 2 shapes and 4 sizes. Pure rubber flows into the injury. May be applied with Universal Cement or an electric vulcanizer.

14-130 Tube Tire Repair Kit. Kit contains five patches, .30 oz. cement and buffer. Carded. 5/master.

Bulk Patches.

Part No.	Quantity	Type	Size
14-152	40/box	Sm. Round	1-5/8"
14-153	30/box	Med. Round	2-1/4"
14-154	20/box	Lg. Round	3"
14-159	20/box	Lg. Oval	2-5/8" x 5-3/4"




RADIAL PATCHES

For DIY radial repairs. Used for nail hole injuries in auto and light truck tires. Heavier construction than Chembond® patches. Utilize buffer cleaner and Universal Cement for a strong repair.

14-132 Radial Tire Repair Kit. Kit contains four patches, .30 oz. cement and buffer. Carded. 5/master.

Bulk Patches.

Part No.	Quantity	Type	Size
14-137	30/box	Sm. Round	2-1/4"
14-139	20/box	Med. Round	3-1/4"
14-140	10/box	Lg. Round	3-7/8"




FOIL-BACKED REPAIR PATCHES

Used for repairing tubes and tires where fabric reinforcement is not required. Repair units feature a foil backing that keeps the repair fresh.

14-134 Foil-Back Repair Kit. Contains four patches, .30 oz. cement and buffer. Carded. 5/master.

Bulk Patches.

Part No.	Quantity	Type	Size
14-401	30/box	Round	1-1/2"
14-403	30/box	Round	2-1/8"
14-404	30/box	Round	2-3/4"




BICYCLE TUBE FOIL-BACK REPAIR KIT

Handy kit easily fits in pocket. Contains foil backed patches, .30 oz. cement, and buffer.

11-004 Carded. 10/master.


TIRE REPAIR PRODUCTS



PERMA STRIP® STRING REPAIRS

For bias ply and non-steel belted radial tire repairs.

15-179 1/4" x 2". 50/box.



4" BLACK TIRE REPAIR STRINGS

Repair strings for bias ply and radial tubeless tire repairs. 30 strings.

15-191 Carded. 4/master.



4" HEAVY DUTY RADIAL INSERTS

For most auto and light truck radial tire emergency repairs.

15-161 10 strings. Carded. 5/master.

15-164 Contains 5 refill strips and .30 fl. oz. Universal Cement. Carded. 5/master.

15-184 20/box.


15-280 60/box.



7" BLACK EMERGENCY REPAIR STRINGS

Repair strings for bias ply and tubeless tire emergency repairs.

15-206 50/box.




7" STEEL BELTED RADIAL TRUCK INSERT

Heavy duty inserts for emergency repairs of nail holes in truck tires.

15-281 30/box.

15-281-5 Carded. 5/master.



7-1/2" HEAVY DUTY REPAIR STRINGS

Heavy-duty string type repairs for bias ply and radial tire nail hole emergency repairs.

15-207 50/box.

TIRE REPAIR PRODUCTS



PLUG-N-PATCH REPAIR UNITS

Designed specifically for speed rated radial and bias ply tires. Round molded rubber with built-in straight pin to repair nail and screw hole injuries on autos and/or trucks.

- 15-295** Small. 1/8" stem size. Box of 48.
- 15-296** Medium. 1/4" stem size. Box of 20.
- 15-297** Large. 3/8" stem size. Box of 15.
- 15-298** Repair Kit. Contains 1 small patch, 1 medium patch and .30 oz. cement. Carded. 5/master.



REINFORCED UNITIZED BOOTS

Not for use on tubeless tires. Right angle cord construction uses high tensile cords for strength. Won't dry out or self-cure. May be used with cement or a spotter.

Part No.	Quantity	Type	Size	Ply
13-126	1/bag	Small	4-1/2"	2
13-127	1/bag	Medium	6"	2
13-128	1/bag	Med. Lrg.	7-3/8"	3



REPAIR UNITS

Radial. For radial tires only. Has 4 centering lines and bead arrow.

Part No.	Quantity	Size	Ply
13-310	20/box	2-1/4" x 3"	1
13-312	10/box	2-3/4" x 4-1/2"	2
13-320	10/box	3" x 4-1/8"	2


13-230 Repair Kit. Contains 2 universal patches and .30 oz. cement. Carded. 5/master.



UNIVERSAL REPAIR UNITS

For bias ply and radial tires. Use with Cam-Cure® cement.

- 13-451** Box of 30. 1 ply, 2-1/2" size.



WHITE TIRE LETTERING STICK

Restores the white on hollow and raised letters on tires.

- 17-235** Carded. 5/master.



YELLOW TIRE MARKING CRAYON

- 17-236** Carded. 5/master.

- 17-253** 12 packs of 12 crayons each. Bulk. 144/box.

TIRE REPAIR PRODUCTS



**SUPER-GRIP OPEN-EYE
NEEDLE TIRE REPAIR
HAND TOOL**

15-224 Carded. 6/master.



**SUPER-GRIP TIRE PROBE
HAND TOOL**

15-225 Carded. 6/master.



**SUPER-GRIP SPLIT-EYE
NEEDLE TIRE
REPAIR HAND TOOL**

15-227 Carded. 12/master.



**HEAVY DUTY TRUCK
NEEDLE TIRE
REPAIR HAND TOOL**

15-231 Carded. 6/master.



**REPLACEMENT SHAFT
FOR 15-231**

15-230 1/bag.



**T-HANDLE SPIRAL
CEMENT NEEDLE TIRE
REPAIR HAND TOOL**

15-232 2/bag. 6 bags/master.

TIRE REPAIR PRODUCTS



COTTON APPLICATOR SWAB


17-295 Carded. 12/master.



HEAVY-DUTY STITCHERS

With hardened steel wheel and varnished wooden handle. 1/16" face x 1-1/2" diameter.

17-244 Carded. 6/master.



COMBINATION BUFFER/STITCHER

17-237 Carded. 10/master.



SUPREME HIGH SPEED AIR BUFFER

Light duty buffer for automotive tires and tubes. Maximum 10,000 RPM.

18-264 1/box.



HEAVY DUTY AUTOMOTIVE BUFFING CONE

2-1/2" diameter. Maximum 25,000 RPM.

18-259 1/bag. 12/master.



STANDARD AUTOMOTIVE BUFFING CONE

2" diameter. Maximum 25,000 RPM.

18-260 Carded. 1/master.

TIRE REPAIR PRODUCTS



REPLACEMENT TRUCK INNER TUBE

For use with truck tire
size 700/750 R15/16.
Valve Type TR-150.

12-076 Retail box. 2/master.



1 OZ. TUBE UNIVERSAL CEMENT

Non-Flammable.

12-075 Carded. 6/master.



2 OZ. TUBE UNIVERSAL CEMENT

Non-Flammable.

12-077 Carded. 5/master.



1/4 PINT (4 oz.) UNIVERSAL CEMENT

Non-Flammable.

12-085 Can. 24/master.



1/2 PINT (8 oz.) UNIVERSAL CEMENT

Non-Flammable.

12-086 Can. 6/master.



1 QUART (32 oz.) UNIVERSAL CEMENT

Non-Flammable.

12-089 Can. 12/master.

TIRE REPAIR PRODUCTS



CAM-CURE® HEAVY DUTY CEMENT

Flammable. For professional use.
Chemical Vulcanizing.

12-287 1/2 pint (8 oz.) can. 24/master.



TIRE BEAD SEALER

Prevents bead leaks and eases tire installation. Includes brush in cap.

12-090 1 quart can. 12/master.



LIQUID TIRE BUFFER/CLEANER

Used to clean rubber so patches will adhere properly. Use prior to all power buffing. Non-flammable.

12-092 1 quart can. 12/master.



LIQUID TIRE BUFFER/CLEANER

Used to clean rubber so patches will adhere properly. Use prior to all power buffing. Non-flammable.

12-093 16 oz. aerosol can. 12/master.



"STUF" TIRE MOUNTING LUBRICANT WITH RUST INHIBITOR

Stops rubber squeaks, is safe and easy to use. Mixes with warm water.

12-095 8 lb. pail. 4/master.



RUBBER LUBRICANT

Cleans and preserves tires, rubber parts, floor mats and vinyl tops.

12-097 1 gallon bottle. 4/master.

TIRE REPAIR PRODUCTS



HIGH VOLUME HAND PUMP

Quick release stem fitting fits both Schrader and Presta valves. Equipped with 24" hose and folding feet for easy storage. Works up to 160 PSI.

17-883 Carded. 2/master.



FOOT PUMP

Sturdy steel construction. Features braided hose with quick release chuck and easy to read pressure gauge. Inflation nozzles and needle included. 100 PSI capacity.

17-884 Box. 2/master.



9 PIECE ROADSIDE SAFETY KIT

Contains: Reflective warning triangle, zip ties, foldable shovel, battery jumper cables, LED flashlight, utility gloves, multi-tool, emergency blanket and storage bag.

41-054 Bag. 2/master.

CHROME SLEEVE SNAP-IN VALVES

Used for .453" diameter rim holes. Do not use on tires that exceed 65 PSI or on rims that exceed .156" thickness. TR 413. 1-1/4" effective length.


30-136-2 2 pack. Carded. 5/master.



CHROME SLEEVE AND NUT DRESS-UP KITS

Used to dress up rubber snap-in valves. Includes 4 sleeves and 4 nuts. Fits TR 413.

30-316-4 4 pack. Carded. 5/master.



TR 412 SNAP-IN VALVE

Fits smaller wheel sizes like hand trucks, wheelbarrows, golf carts and other specialty vehicles with .453" diameter rim hole. Maximum 60 PSI. 7/8" effective length.

30-412-2 2 pack. Carded. 10/master.
30-412-50 Bulk. 50/box.
30-412-500 Bulk. 500/box.



TIRE REPAIR PRODUCTS



TR 413 SNAP-IN VALVES

Fits smaller wheel sizes like hand trucks, wheelbarrows, golf carts and other specialty vehicles with .453" diameter rim hole. Maximum 60 PSI. 1-1/4" effective length.

30-413-2	2 pack. Carded. 5/master.
30-413-10	10/box.
30-413-50	Bulk. 50/box.
30-413-500	Bulk. 500/box.



TR 414 SNAP-IN VALVES

Fits smaller wheel sizes like hand trucks, wheelbarrows, golf carts and other specialty vehicles with .453" diameter rim hole. Maximum 60 PSI. 1-1/2" effective length.

30-414-2	2 pack. Carded. 5/master.
30-414-10	10/box.
30-414-50	Bulk. 50/box.
30-414-500	Bulk. 500/box.



TR 418 SNAP-IN VALVES

Fits smaller wheel sizes like hand trucks, wheelbarrows, golf carts and other specialty vehicles with .453" diameter rim hole. Maximum 60 PSI. 2" effective length.

30-418-2	2 pack. Carded. 5/master.
30-418-10	10/box.
30-418-50	Bulk. 50/box.
30-418-500	Bulk. 500/box.



TR 423 SNAP-IN VALVES

Fits smaller wheel sizes like hand trucks, wheelbarrows, golf carts and other specialty vehicles with .453" diameter rim hole. Maximum 60 PSI. 2-1/2" effective length.

30-423-50	Bulk. 50/box.
-----------	---------------



TR 413 TPMS SNAP-IN VALVES

For use only on vehicles with tire pressure monitoring systems (TPMS) 1-1/4" effective length.

30-427	Carded. 4/master.
--------	-------------------

TIRE REPAIR PRODUCTS

TR 415 SNAP-IN VALVES

Fits .625" rim holes. 1-1/4" effective length.

30-415-2	2 pack. Carded. 5/master.
30-415-10	10/box.
30-415-50	Bulk. 50/box.
30-415-500	Bulk. 500/box.



TR 425 SNAP-IN VALVES

Fits .625" rim holes. 2" effective length.

30-425-2	2 pack. Carded. 5/master.
30-425-10	10/box.
30-425-50	Bulk. 50/box.



TR 430 TUBELESS CLAMP-IN MOTORCYCLE TIRE VALVE

Fully threaded stem for use on many rim thicknesses. O-ring seal. 1-3/16" effective length. Fits .327" valve hole.

30-430-10	Bulk. 10/box.
-----------	---------------



5991B HIGH PERFORMANCE TIRE VALVE

Chrome plated clamp-in valves are easily installed in all types of passenger car wheels with .453" or .625" valve hole.

30-445	Carded. 5/master.
--------	-------------------



TR 416 CLAMP-IN TUBELESS TIRE VALVE

Nickel plated metal valves for passenger cars, light trucks and industrial rims with .453" or .625" valve holes. Rubber grommet forms a seal when valve is clamped to rim. Maximum 130 PSI. Includes 2 rubber grommets.

30-463	Carded. 10/master.	1-1/4" effective length
30-463-50	Bulk. 50/box.	1-1/4" effective length
30-461-50	Bulk. 50/box.	2" effective length



TR 417 CLAMP-IN VALVE FOR FRONT WHEEL DRIVE

Use on Cadillac El Dorado and Oldsmobile Toronado through 1978.

30-472-5	5/box.
----------	--------



TIRE REPAIR PRODUCTS



TR 600HP HIGH PRESSURE SNAP-IN VALVES

Maximum 80 PSI. Fits .453" rim holes. Not for rims over .205" thick, 1.27" effective length.

30-600-10	10/box.
30-600-50	Bulk, 50/box.



TUBE TYPE PASSENGER VALVES

Special compound cushion gum base allows bonding of valve to the tube using hot or cold (chemical bond). Shank diameter .406"

31-013-5	TR 13.	1-3/8" effective length.	5/box.
31-015-5	TR 15.	1.31" effective length.	5/box.



RIM HOLE BUSHING

Used to reduce the size of large rim holes so TR 13 valves fit more snugly.

31-336-100	Bulk, 100/box.
------------	----------------



STRAIGHT CLAMP-IN VALVES

For one-piece drop center rims with 5/8" diameter side-mount valve holes.

32-205-10	TR 501.	1-1/2" effective length.	10/box.
32-200-10	TR 500.	2" effective length.	10/box.



STRAIGHT CLAMP-IN VALVES

For one-piece drop center rims with 5/8" diameter side-mount valve holes.

32-201-10	TR 570.	3-1/8" effective length.	10/box.
32-202-10	TR 571.	3-3/8" effective length.	10/box.
32-203-10	TR 572.	3-3/4" effective length.	10/box.

TIRE REPAIR PRODUCTS

STRAIGHT CLAMP-IN VALVES

For one-piece drop center rims with 5/8" diameter side-mount valve holes.

32-204-10	TR 573.	4-3/8" effective length.	10/box.
32-204-100	TR 573.	4-3/8" effective length.	Bulk. 100/box.



TRUCK TUBELESS VALVE

Fits 9.7 mm (.382") rim holes. Rubber O-ring forms a seal when valve is clamped to rim. Designed specifically for aluminum wheels. 60° bend.

32-543-10	TR 543D.	2.31" effective length.	10/box.
32-547-10	TR 545D.	3.5" effective length.	Bulk. 100/box.



IMPORT TRUCK TUBELESS VALVE (ETRO)

Used on Volvo, Mac and Iveco imported trucks. Fits 9.7 mm (.382") rim holes. Includes O-ring, nut, core and cap. 27° bend.

32-608-10	ETRO V3-20-4.	10/box.
------------------	---------------	---------



TUBELESS TRACTOR VALVE

Has removable core housing. Complete with core housing, valve core, cap, hex nut, washer and rubber grommet. Fits 15.9 mm (.625") rim holes.

34-221-5	TR 618A.	1-7/8" effective length.	5/box.
-----------------	----------	--------------------------	--------



TRACTOR REPLACEMENT CORE HOUSING

Screws into air-liquid valves and extensions. Features O-ring seal.

34-963-2	TR CH-3.	5/box.
34-963-10	TR CH-3.	10/box.



TIRE REPAIR PRODUCTS



DOUBLE SEALING VALVE EXTENSION

Has 2 O-rings for high pressure applications.

38-313-50 Bulk. 50/box.
38-313-250 Bulk. 250/box.



CHROME PLATED BRASS EXTENSION

38-314-50 3/4" effective length. Bulk. 50/box.



CHROME PLATED BRASS EXTENSION

38-315-4 1-1/4" effective length. 4 pack. Carded. 5/master.
38-315-50 1-1/4" effective length. Bulk. 50/box.



BLACK PLASTIC EXTENSION

38-325-4 1-1/4" effective length. 4 pack. Carded. 5/master.
38-325-50 1-1/4" effective length. Bulk. 50/box.



DUAL WHEEL VALVE EXTENSION

Provides easy access to inner dual wheels on motor homes and other vehicles with small dual wheels. Includes clamp to secure hose to wheel.

38-400 7" effective length. Carded. 2/master.



STANDARD TRUCK EXTENSIONS

Screws onto standard valve cap to make mouth more accessible for service.

38-430-10 3-1/16" effective length. 10/box.
38-432-10 6-1/16" effective length. 10/box.
38-436-10 5-1/16" effective length. 10/box.
38-476-10 2-7/32" effective length. 10/box.
38-477-10 3-1/8" effective length. 10/box.
38-478-10 4-1/8" effective length. 10/box.

TIRE REPAIR PRODUCTS

BENT METAL EXTENSION

90° angle.

38-483-10 1-1/2" effective length. 10/box.



STANDARD VALVE CORE

Recommended for truck, bus and commercial applications. All have .206"-36 threads and are compatible with existing USA, ETRTO and ISO standards. Meets specifications ZZ-V-25 and TR C-1.

38-790-4 4 pack. Carded. 5/master.
38-790-100 Bulk. 100/box.
38-790-1000 Bulk. 1000/box.



HYDRAULIC ACCUMULATOR VALVE CORE

Meets specifications AN-809-1 and MIL-C-5499. Maximum 2000 PSI. 0 to 165° F operating temperature. 70 PSI opening pressure.

38-810-100 Bulk. 100/box.



AIRPLANE VALVE CORE

For high pressure, heat-resisting applications. Meets specifications MIL-V-27317 and TR C-4. Maximum 400 PSI. -65 to 350° F operating temperature. 70 PSI opening pressure.

38-825-100 Bulk. 100/box.



GENERAL PURPOSE VALVE CORE

Meets specifications ZZ-V-25 and TR C-1. Maximum 200 PSI. -40 to 225° F operating temperature. 60 PSI opening pressure.

38-830-100 Bulk. 100/box.



LARGE BORE VALVE CORE

Has .305" -32 threads and is compatible with existing USA standards for large bore valve housings. Meets specification TR C-2. 0-200 PSI.

37-828-10 Bulk. 10/box.



TIRE REPAIR PRODUCTS



FLUID ADAPTER SET

Permits fast filling of tires for ballast. Fits all standard bore air/water valves. Includes extra bushings for standard (.305"-32) and old-style (.406"-26) valves. Button valve on side releases air displaced by fluid.

34-955 1/bag.



VALVE ADAPTER

Convert large bore valves to standard bore.

37-080 Uses outer valve threads. 5/box.
37-096 Uses inner valve threads. 5/box.



TREAD DEPTH GAUGE

Steel indicator bar. Calibrated from 0 - 1" in 1/32" increments and 0-25mm in 1mm increments. Includes handy pocket clip.

40-395 Carded. 5/master.
40-395-100 Bulk. 100/box.



4-WAY TIRE VALVE REPAIR TOOL

Repairs core and stem threads. Has core screwdriver and broken core extractor. Sturdy all metal construction.

41-067 Carded. 5/master.
41-067-20 Bulk. 20/box.



DOUBLE-USE TOOL

For deflating tire tubes and core removal.

41-068 Carded. 10/master.



VALVE CORE EXTRACTING TOOL

Simplifies removal of old cores that are difficult to unscrew.

44-444 Carded. 10/master.
44-444T Carded. 4/master. With torque function.

TIRE REPAIR PRODUCTS



VALVE FISHING TOOL

Centers valve in rim hole while mounting tires. For use on .453" and .625" rim holes.

41-466 Carded. 5/master.



VALVE CORE EXTRACTING TOOL

Simplifies removal of old cores that are difficult to unscrew.

41-469 Carded. 10/master.



TUBELESS TIRE VALVE INSERTING TOOL

Used for installation and removal of rubber snap-in valves.

41-506 Carded. 5/master.



VALVE CAP & CORE REMOVER

Grips and holds core bridge and cap to provide means of inserting cores in hard-to-reach valves.

8769A (Amflo®) 1/box.

TIRE REPAIR PRODUCTS



PLASTIC VALVE CAP VC8

Black plastic caps with seal. Can be used with TPMS valves.

- 38-505** 4 pack. Carded. 5/master. Short.
- 38-505-100** Bulk. 100/box. Short.
- 38-505-500** Bulk. 500/box. Short.



PLASTIC VALVE CAP VC8

Long, black plastic caps with seal. Can be used with TPMS valves.

- 38-507** 4 pack. Carded. 6/master. Long.



NITROGEN VALVE CAPS

Green plastic caps with seal. Can be used with TPMS valves.

- 38-510** 4 pack. Carded. 5/master.
- 38-510-100** Bulk. 100/box.



SCREWDRIVER VALVE CAP VC2

All-purpose cap with screwdriver top for removing and inserting valve cores. Fits .305" -32 threads on standard type valves.

- 38-600-4** 4 pack. Carded. 5/master. Short.
- 38-600-100** Bulk. 100/box.



SILVER ALUMINUM VALVE CAPS VC3

For valve dress up. Can be used with TPMS valves.

- 38-513** 4 pack. Carded. 6/master.



BLACK ALUMINUM VALVE CAPS VC3

For valve dress up. Can be used with TPMS valves.

- 38-515** 4 pack. Carded. 6/master.



RED ALUMINUM VALVE CAPS VC3

For valve dress up. Can be used with TPMS valves.

- 38-517** 4 pack. Carded. 6/master.



BLUE ALUMINUM VALVE CAPS VC3

For valve dress up. Can be used with TPMS valves.

- 38-511** 4 pack. Carded. 6/master.



STANDARD DOME VALVE CAP VC3

Dome-shaped top and guide on skirt for easy application to valve threads.

- 38-772-4** 4 pack. Carded. 5/master.
- 38-772-100** Bulk. 100/box.
- 38-772B-1000** Black finish. Bulk. 1000/box.



CHROME HEX VALVE CAPS

For use on chrome sleeve and high performance valves. Heat resistant.

- 38-712-4** 4 pack. Carded. 5/master.
- 38-712-100** Bulk. 100/box.



HEX-SHAPED VALVE CAP

Made from hexagon rod for wrench application. Special sealing washer for high pressure use. Conforms to Military Spec. MIL-C-5000 and MS-20813.

- 38-714-100** Bulk. 100/box.



HEAVY DUTY VALVE CAPS

Heavy duty cap with special heat resistant rubber washer. Has guide on skirt for easy application to valve threads. 0-250 PSI. -40° to 200° operating temperature. Nickel plated.

- 38-750-100** Bulk. 100/box.

TIRE REPAIR DISPLAY

All of the most popular tire repair products in one display. Includes all of the top selling patches, repair tools and cements.

96-213

Part # Qty. Description

PEGGED ITEMS

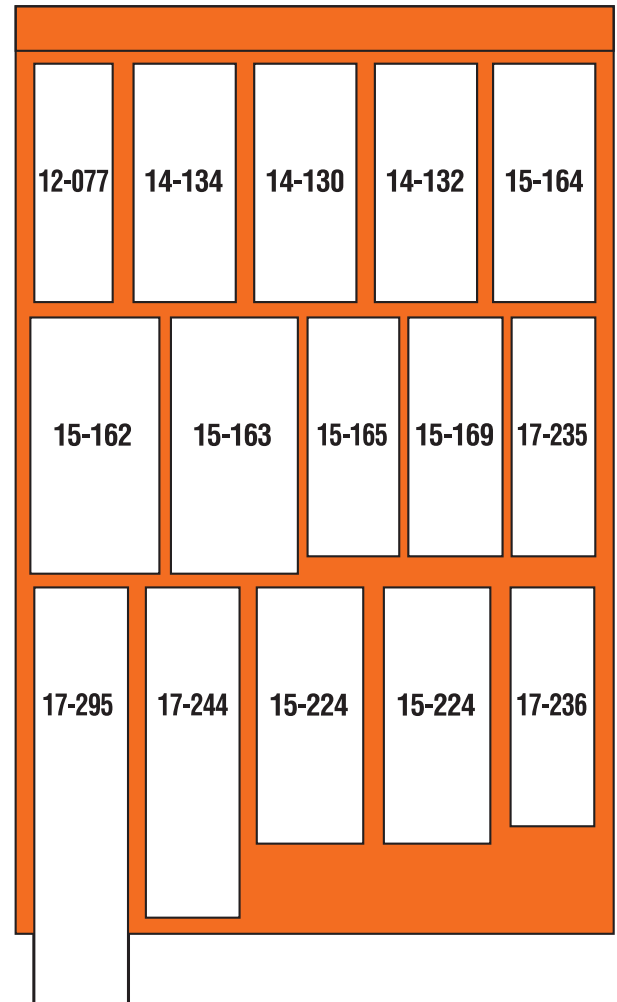
12-077	1	UNIVERSAL CEMENT, 2 OZ
14-134	1	FOIL BACK REPAIR KIT
14-130	1	TUBE TIRE REPAIR KIT
14-132	1	DIY TIRE REPAIR KIT
15-164	1	EMERGENCY REFILL KIT
15-162	1	SUPER-GRIP TIRE REPAIR KIT
15-163	1	EMERGENCY TIRE REPAIR KIT
15-165	1	RADIAL REPAIR KIT
15-169	1	PERMA-STRIP PATCH
15-224	2	OPEN-EYE REPAIR NEEDLE
17-295	1	COTTON APPLICATOR SWAB
17-244	1	PROF STITCHER, 1/14" FACE X 1-1/2"
17-235	1	WHITE TIRE LETTERING STICK
17-236	1	YELLOW TIRE MARKING CRAYON

BASKET ITEMS - NO POSITION ASSIGNED

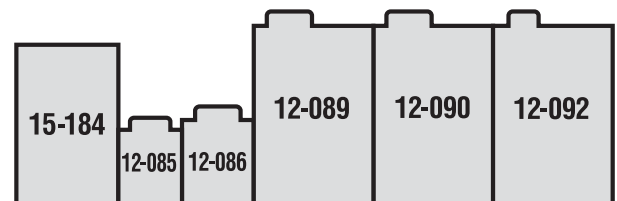
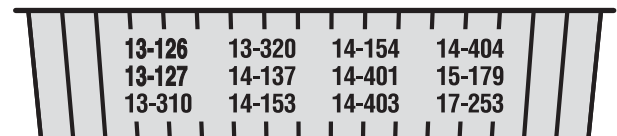
13-126	1	TIRE REPAIR BOOT, 4-1/2"
13-127	1	TIRE REPAIR BOOT, 6"
13-310	1	RADIAL REPAIR UNIT, 2-1/4"x3"
13-320	1	RADIAL REPAIR UNIT, 3"x4-1/8"
14-137	1	RADIAL PATCH, 2-1/4"
14-153	1	BIAS PLY PATCH, 2-1/4"
14-154	1	BIAS PLY PATCH, 3-1/8"
14-401	1	FOIL BACK PATCH, 1-1/2"
14-403	1	FOIL BACK PATCH, 2-1/8"
14-404	2	FOIL BACK PATCH, 3-1/8"
15-179	1	PERMA-STRIP PATCH
17-253	12	YELLOW TIRE CRAYONS, 12 PK

SHELF ITEMS - NO POSITION ASSIGNED

15-184	1	4" RADIAL INSERTS
12-085	1	UNIVERSAL CEMENT, 4 OZ
12-086	1	UNIVERSAL CEMENT, 8 OZ
12-089	1	UNIVERSAL CEMENT, 1 QT
12-090	1	BEAD SEALER, 1 QT
12-092	1	LIQUID BUFFER/CLEANER, 1 QT



BASKET CONTAINS:



Can be purchased as part of a two-sided rack with popular air accessories - part number 96-610.

17-509	17-521	17-519	17-525	17-545
14-134	14-130	17-527	17-551	
15-165	15-169	38-505	38-507	38-600-4
		38-712-4	30-316-4	38-790-4
40-395	41-067	38-325-4	41-444	38-315-4

Can be purchased as part of a four-sided rack with popular air accessories - part number 96-650.

38-505	38-600-4	38-712-4	38-772-4	38-790-4
38-507	38-510	38-900	38-325-4	38-315-4
30-413-2	30-414-2	30-415-2	30-418-2	30-445
30-316-4	12-077	14-130	15-165	15-169
41-067				
14-134	17-236	40-395	41-466	15-162

TIRE MAINTENANCE CENTER

Includes tire gauges, tire patching materials and the most popular tire extensions, caps, cores and sleeves.

96-610-02 (Product Only)

Part #	Qty.	Description
17-509	3	TIRE GAUGE, STANDARD
17-521	3	TIRE GAUGE, LOW PRESSURE
17-519	3	TIRE GAUGE, TRUCK
17-525	3	TIRE GAUGE, TRUCK, DUAL FOOT
17-545	2	TIRE GAUGE, DUAL FOOT SERVICE
14-134	3	FOIL BACK REPAIR KIT
14-130	3	TUBE TIRE REPAIR KIT
17-527	3	TIRE GAUGE, BICYCLE
17-551	3	TIRE GAUGE, DIAL
15-165	3	RADIAL REPAIR KIT
15-169	3	PERMA-STRIP PATCH
38-505	3	PLASTIC VALVE CAP, VC8
38-507	3	LONG PLASTIC VALVE CAP
38-600-4	3	VALVE CAP, SCREWDRIVER TYPE
38-712-4	3	HEX VALVE CAP
30-316-4	3	CHROME VALVE SLEEVES
38-790-4	3	VALVE CORE, TR C-1
40-395	3	TREAD DEPTH GAUGE
41-067	3	TIRE VALVE REPAIR TOOL
38-325-4	3	PLASTIC VALVE EXTENSION, 1-1/4"
41-444	3	VALVE CORE EXTRACTING TOOL
38-315-4	3	VALVE EXTENSION, 1-1/4"

TIRE MAINTENANCE CENTER

Includes the most popular patching materials, valves, caps, tools and other tire repair accessories.

96-650-13 (Product Only)

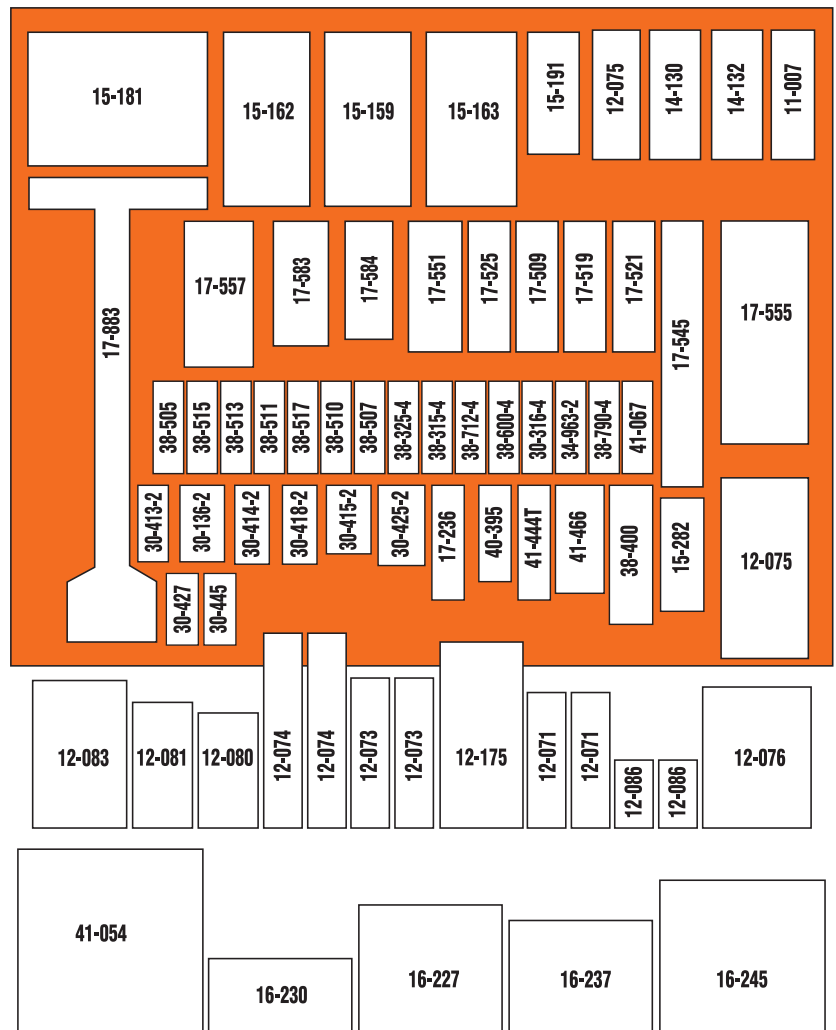
Part #	Qty.	Description
38-505	2	PLASTIC VALVE CAP, VC8
38-600-4	2	SCREWDRIVER TYPE VALVE CAP, VC2
38-712-4	2	HEX VALVE CAP
38-772-4	2	DOMED TYPE CAP, VC3
38-790-4	2	VALVE CORE, C-1
38-507	2	LONG BLACK PLASTIC VALVE CAP
38-510	2	GREEN PLASTIC VALVE CAP
38-900	2	TANK VALVE, 1/8" MNPT
38-325-4	2	PLASTIC VALVE EXTENSION, 1-1/4"
38-315-4	2	VALVE EXTENSION, 1-1/4"
30-413-2	2	SNAP-IN VALVE, TR413
30-414-2	2	SNAP-IN VALVE, TR414
30-415-2	2	SNAP-IN VALVE, TR415
30-418-2	2	SNAP-IN VALVE, TR418
30-445	2	HIGH PERFORMANCE TIRE VALVE
30-316-4	2	CHROME VALVE SLEEVES, TR413
12-077	3	UNIVERSAL CEMENT, 2 OZ
14-130	3	TUBE TIRE REPAIR KIT
15-165	3	RADIAL REPAIR KIT
15-169	3	PERMA-STRIP PATCH
41-067	2	TIRE VALVE REPAIR TOOL
14-134	3	FOIL BACK REPAIR KIT
17-236	2	YELLOW TIRE MARKING CRAYON
40-395	1	TREAD DEPTH GAUGE
41-466	1	VALVE FISHING TOOL
15-162	2	SUPER-GRIP TIRE REPAIR KIT

PLANOGRAM

4' TIRE REPAIR PLANOGRAM (SUGGESTED*)

*Standard pack minimums required.

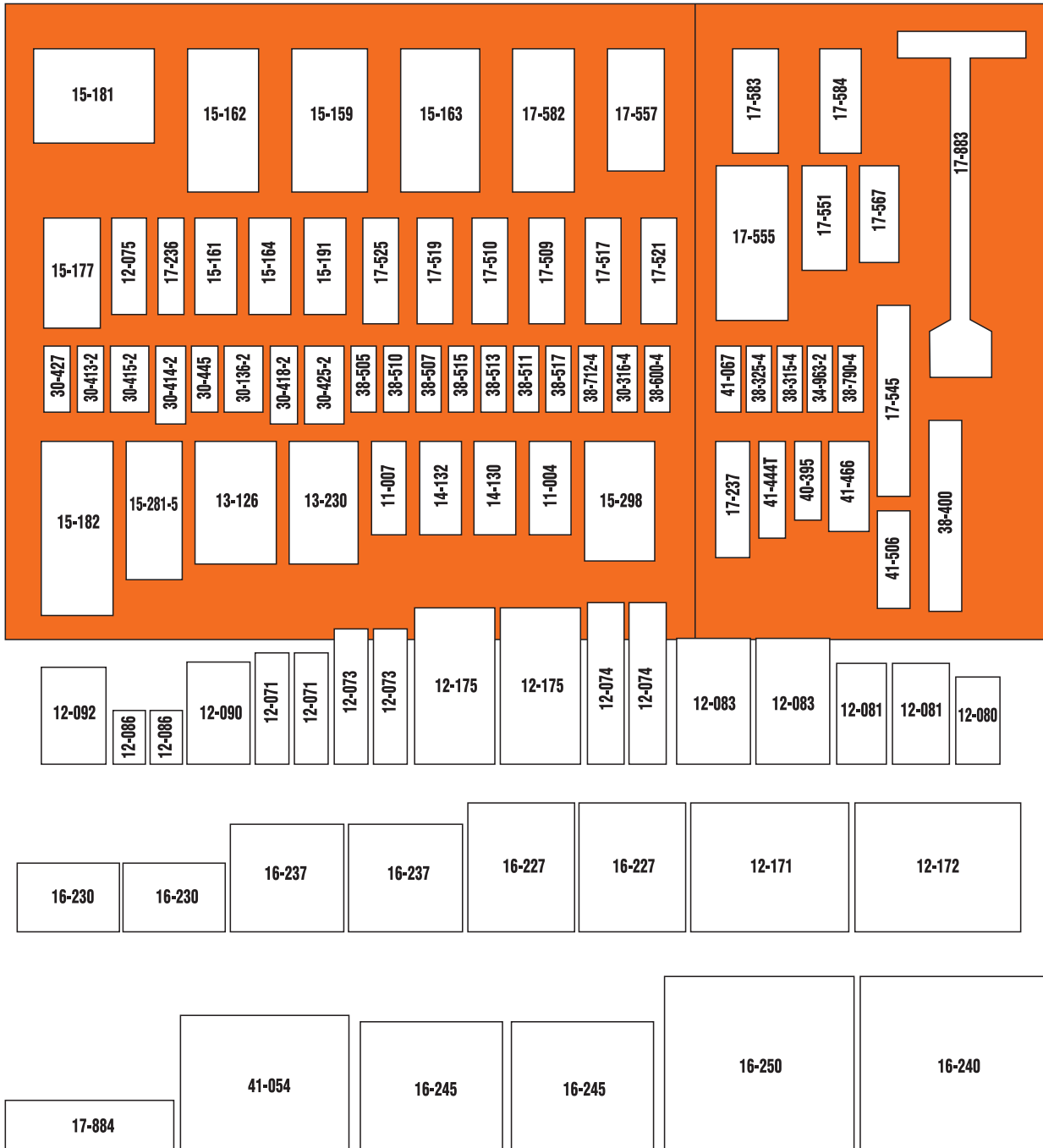
Part #	Row	Description
15-181	1	TOOL BOX DELUXE TIRE REPAIR
15-162	1	KIT T-HANDLED RADIAL REPAIR
15-159	1	KIT T-HANDLE PROFESSIONAL
15-163	1	KIT TIRE REPAIR EMERGENCY
15-191	1	KIT STRING REPAIR 30 PACK
12-075	1	CEMENT UNIVERSAL 1 OZ.
14-130	1	KIT TUBE REPAIR
14-132	1	KIT DIY TIRE REPAIR
11-007	1	KIT TIRE/RUBBER REPAIR
17-883	2	AIR PUMP HAND WITH GAUGE
17-557	2	DIGITAL TIRE AND TREAD DEPTH GAUGE
17-583	2	TIRE GAUGE DIGITAL CARABINEER
17-584	2	GAUGE GADGET KEY CHAIN
17-551	2	GAUGE TIRE-DIAL
17-525	2	GAUGE KIT TIRE TRUCK DUAL FOOT
17-509	2	GAUGE KIT TIRE STANDARD 10-50 PSI
17-519	2	GAUGE TIRE TRUCK
17-521	2	GAUGE TIRE LOW PRESSURE
17-545	2	GAUGE TIRE DUAL FOOT SERVICE
17-555	2	GAUGE TIRE-DIAL TRUCK W/HOSE
38-505	3	CAP VALVE PLASTIC VC8
38-515	3	CAP VALVE BLACK ALUMINUM VC3
38-513	3	CAP VALVE SILVER ALUMINUM VC3
38-511	3	CAP VALVE RED ALUMINUM VC3
38-517	3	CAP VALVE PLASTIC GREEN SEALING
38-510	3	CAP VALVE PLASTIC GREEN SEALING
38-507	3	CAP VALVE LONG TPMS VC8
38-325-4	3	VALVE PLASTIC EXTENSION 1-1/4
38-315-4	3	VALVE EXTENSION 1-1/4
38-712-4	3	CAP HEX VALVE
38-600-4	3	CAP SCREWDRIVER TYPE VC2
30-316-4	3	VALVE CHROME SLEEVES TR413
34-963-2	3	TRACTOR REPLACEMENT CORE HOUSING
38-790-4	3	CORE VALVE C-1
41-067	3	TOOL TIRE VALVE REPAIR
30-413-2	4	VALVE SNAP-IN TR413
30-136-2	4	VALVE CHROME SLEEVE SNAP-IN TR413
30-414-2	4	VALVE SNAP-IN TR414
30-418-2	4	VALVE SNAP-IN TR418
30-415-2	4	VALVE SNAP-IN TR415
30-425-2	4	VALVE SNAP-IN TR425 2PK
17-236	4	CRAYON TIRE MARKING YELLOW
40-395	4	GAUGE TREAD DEPTH
41-444T	4	TOOL VALVE CORE TORQUE WRENCH



Part #	Row	Description
41-466	4	TOOL VALVE FISHING
17-237	4	BUFFER/STITCHER
38-400	4	VALVE EXTENSION DUAL WHEEL 2/PK
15-282	4	KIT HEAVY DUTY TRUCK REPAIR
30-427	5	VALVE TPMS SNAP-IN TIRE
30-445	5	VALVE HIGH PERFORMANCE TIRE
12-083	6	TIRE SEALANT 32 OZ BOTTLE
12-081	6	TIRE SEALANT 16 OZ BOTTLE
12-080	6	TIRE SEALANT 8 OZ BOTTLE
12-074	6	TIRE SEALANT 20 OZ AEROSOL
12-074	6	TIRE SEALANT 20 OZ AEROSOL
12-073	6	TIRE SEALANT 16 OZ AEROSOL
12-073	6	TIRE SEALANT 16 OZ AEROSOL
12-175	6	EMERGENCY FLAT TIRE REPAIR
12-071	6	TIRE SEALANT 12 OZ AEROSOL
12-071	6	TIRE SEALANT 12 OZ AEROSOL
12-086	6	CEMENT UNIVERSAL 8 OZ CAN
12-086	6	CEMENT UNIVERSAL 8 OZ CAN
12-076	6	INNER TUBE 700/750 R15/16
41-054	7	KIT EMERGENCY ROADSIDE 9 PC
16-230	7	MINI INFLATOR
16-227	7	INFLATOR STANDARD 12V AND ACCESSORIES
16-237	7	INFLATOR STANDARD 12V AND ACCESSORIES
16-245	7	INFLATOR HEAVY DUTY DIGITAL

PLANOGRAM

6' TIRE REPAIR PLANOGRAM (SUGGESTED*)



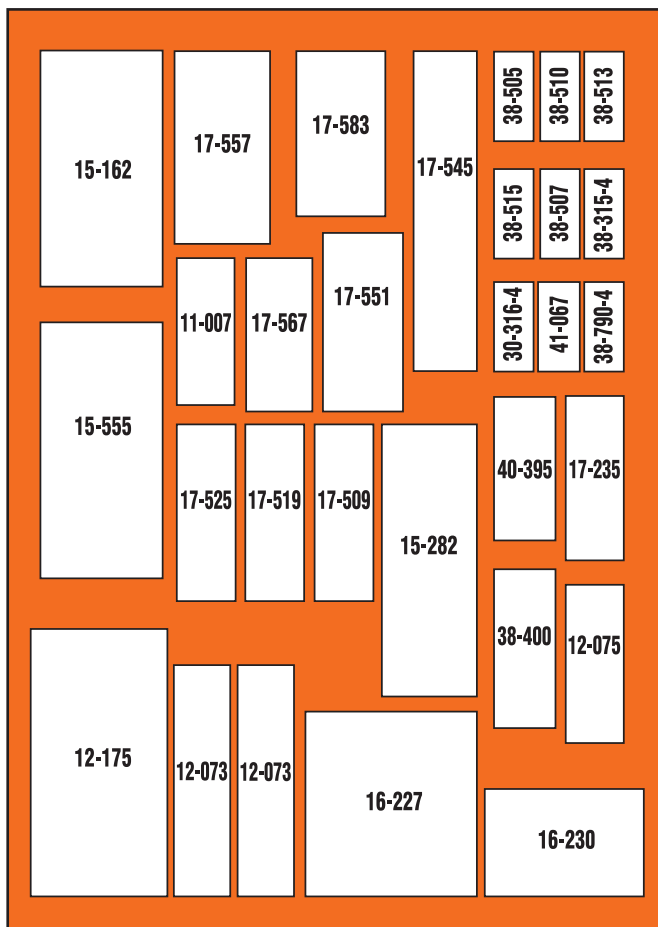
PLANOGRAM

*Standard pack minimums required.

Part #	Row	Description	Part #	Row	Description
15-181	1	TOOL BOX DELUXE TIRE REPAIR	17-545	3	GAUGE TIRE DUAL FOOT SERVICE
15-162	1	KIT T-HANDLED RADIAL REPAIR	15-282	4	KIT HEAVY DUTY TRUCK REPAIR
15-159	1	KIT T-HANDLE PROFESSIONAL	15-281-5	4	TRUCK TIRE REPAIR REFILLS 7" STRINGS
15-163	1	KIT TIRE REPAIR EMERGENCY	13-126	4	PATCH UNITIZED TIRE 4-1/2" 2 PLY 20/BX
17-582	1	GAUGE GADGET 5-1	13-230	4	KIT CAM CURE REPAIR
17-557	1	DIGITAL TIRE AND TREAD DEPTH GAUGE	11-007	4	KIT TIRE/RUBBER REPAIR
17-583	1	TIRE GAUGE DIGITAL CARABINEER	14-132	4	KIT DIY TIRE REPAIR
17-584	1	GAUGE GADGET KEY CHAIN	14-130	4	KIT TUBE REPAIR
17-883	1	AIR PUMP HAND WITH GAUGE	11-004	4	KIT REPAIR BICYCLE
15-177	2	TOOL BOX TIRE REPAIR	15-298	4	KIT PLUG-N-PATCH REPAIR
12-075	2	CEMENT UNIVERSAL 1 OZ.	17-237	4	BUFFER/STITCHER
17-236	2	CRAYON TIRE MARKING YELLOW	41-444T	4	TOOL VALVE CORE TORQUE WRENCH
15-161	2	KIT STRING REPAIR REFILL	40-395	4	GAUGE TREAD DEPTH
15-164	2	KIT REFILL EMERGENCY	41-466	4	TOOL VALVE FISHING
15-191	2	KIT STRING REPAIR 30 PACK	41-506	4	TOOL TUBELESS TIRE INSERT
17-525	2	GAUGE KIT TIRE TRUCK DUAL FOOT	38-400	4	VALVE EXTENSION DUAL WHEEL 2/PK
17-519	2	GAUGE TIRE TRUCK	12-092	5	LIQUID BUFFER CLEANER QUART CAN
17-510	2	GAUGE TIRE 10-75 PSI AMERICAS TIRE	12-086	5	CEMENT UNIVERSAL 8 OZ CAN
17-509	2	GAUGE KIT TIRE STANDARD 10-50 PSI	12-086	5	CEMENT UNIVERSAL 8 OZ CAN
17-517	2	GAUGE TIRE TRACTOR	12-090	5	BEAD SEALER QUART CAN
17-521	2	GAUGE TIRE LOW PRESSURE	12-071	5	TIRE SEALANT 12 OZ AEROSOL
17-555	2	GAUGE TIRE-DIAL TRUCK W/HOSE	12-071	5	TIRE SEALANT 12 OZ AEROSOL
17-551	2	GAUGE TIRE-DIAL	12-073	5	TIRE SEALANT 16 OZ AEROSOL
17-567	2	GAUGE DIAL WITH BLEEDER 5-60 PSI	12-073	5	TIRE SEALANT 16 OZ AEROSOL
30-427	3	VALVE TPMS SNAP-IN TIRE	12-175	5	EMERGENCY FLAT TIRE REPAIR
30-413-2	3	VALVE SNAP-IN TR413	12-175	5	EMERGENCY FLAT TIRE REPAIR
30-415-2	3	VALVE SNAP-IN TR415	12-074	5	TIRE SEALANT 20 OZ AEROSOL
30-414-2	3	VALVE SNAP-IN TR414	12-074	5	TIRE SEALANT 20 OZ AEROSOL
30-445	3	VALVE HIGH PERFORMANCE TIRE	12-083	5	TIRE SEALANT 32 OZ BOTTLE
30-136-2	3	VALVE CHROME SLEEVE SNAP-IN TR413	12-083	5	TIRE SEALANT 32 OZ BOTTLE
30-418-2	3	VALVE SNAP-IN TR418	12-081	5	TIRE SEALANT 16 OZ BOTTLE
30-425-2	3	VALVE SNAP-IN TR425 2PK	12-081	5	TIRE SEALANT 16 OZ BOTTLE
38-505	3	CAP VALVE PLASTIC VC8	12-080	5	TIRE SEALANT 8 OZ BOTTLE
38-510	3	CAP VALVE PLASTIC GREEN SEALING	16-230	6	MINI INFLATOR
38-507	3	CAP VALVE LONG TPMS VC8	16-230	6	MINI INFLATOR
38-515	3	CAP VALVE BLACK ALUMINUM VC3	16-237	6	INFLATOR DELUXE 12V AND ACCESSORIES
38-513	3	CAP VALVE SILVER ALUMINUM VC3	16-237	6	INFLATOR DELUXE 12V AND ACCESSORIES
38-511	3	CAP VALVE BLUE ALUMINUM VC3	16-227	6	INFLATOR STANDARD 12V AND ACCESSORIES
38-517	3	CAP VALVE RED ALUMINUM VC3	16-227	6	INFLATOR STANDARD 12V AND ACCESSORIES
38-712-4	3	CAP HEX VALVE	12-171	6	COMBO KIT STANDARD INFLATOR/PUMP/ACCESS
30-316-4	3	VALVE CHROME SLEEVES TR413	12-172	6	DELUXE EMERGENCY FLAT TIRE REPAIR KIT
38-600-4	3	CAP SCREWDRIVER TYPE VC2	17-884	7	AIR PUMP FOOT WITH GAUGE
41-067	3	TOOL TIRE VALVE REPAIR	41-054	7	KIT EMERGENCY ROADSIDE 9 PC
38-325-4	3	VALVE PLASTIC EXTENSION 1-1/4	16-245	7	INFLATOR HEAVY DUTY DIGITAL
38-315-4	3	VALVE EXTENSION 1-1/4	16-245	7	INFLATOR HEAVY DUTY DIGITAL
34-963-2	3	TRACTOR REPLACEMENT CORE HOUSING	16-250	7	INFLATOR 120V TANKLESS WALL MOUNT
38-790-4	3	CORE VALVE C-1	16-240	7	INFLATOR RECHARGEABLE

PLANOGRAM

2' TIRE REPAIR PLANOGRAM (SUGGESTED*)



*Standard pack minimums required.

Part #	Row	Description	Part #	Row	Description
15-162	1	SUPER-GRIP TIRE REPAIR KIT	41-067	2	4-WAY TIRE VALVE REPAIR TOOL
17-557	1	DIGITAL PRESSURE & TREAD DEPTH GAUGE	38-790-4	2	VALVE CORE, TR C-1
17-583	1	5-IN-1 CARABINER GADGET GAUGE	17-525	3	DUAL FOOT TRUCK GAUGE
17-545	1	DUAL FOOT SERVICE TIRE GAUGE	17-519	3	HIGH PRESSURE TIRE GAUGE
38-505	1	PLASTIC VALVE CAP, VC8	17-509	3	STANDARD TIRE GAUGE
38-510	1	NITROGEN VALVE CAP- GREEN	15-282	3	HEAVY DUTY TRUCK REPAIR KIT
38-513	1	ALUMINUM VALVE CAPS- SILVER	40-395	3	TREAD DEPTH GAUGE
17-555	2	GAUGE TIRE-DIAL TRUCK W/HOSE	17-235	3	WHITE TIRE LETTERING STICK
11-007	2	41 PIECE TRUPATCH KIT	38-400	3	DUAL WHEEL VALVE EXTENSION
17-567	2	MINI DIAL TIRE GAUGE	12-075	3	1 OZ. TIRE CEMENT, NON-FLAMMABLE
17-551	2	DIAL TIRE GAUGE	12-175	4	EMERGENCY FLAT TIRE REPAIR
38-515	2	ALUMINUM VALVE CAPS- BLACK	12-073	4	TruSeal® TIRE SEALANT
38-507	2	LONG PLASTIC VALVE CAP- BLACK	12-073	4	TruSeal® TIRE SEALANT
38-315-4	2	1-1/4" VALVE EXTENSION	16-227	4	INFLATOR STANDARD 12V AND ACCESSORIES
30-316-4	2	CHROME VALVE SLEEVES TR413	16-230	4	MINI INFLATOR

INDEX

Part #	Description	Page
SEALANTS		
12-071	12oz Aerosol Sealant	5
12-073	16oz Aerosol Sealant	5
12-074	20oz Aerosol Sealant	5
12-080	8oz Bottle Sealant	5
12-081	16oz Bottle Sealant	5
12-082	24oz Bottle Sealant	5
12-083	32oz Bottle Sealant	5
INFLATORS AND PUMPS		
12-170	TruSeal® Compact Emergency Tire Repair Kit	6
12-171	TruSeal® Emergency Tire Repair Kit	6
12-172	TruSeal® Deluxe Emergency Tire Repair Kit	6
12-175	Hybrid Inflator™	6
16-227	Dial Inflator	8
16-227-2	Dial Inflator w/ Dial Gauge	8
16-230	Top-Off Mini Inflator, 12v	8
16-237	Digital Inflator	8
16-240	Rechargeable Heavy Duty Inflator, Battery	9
16-245	Heavy Duty Digital Inflator, 12v	8
16-250	Tankless Wall-Mount Inflator	9
TIRE GAUGES		
903D	Dual Foot Tire Gauge with Metal Bar (10-150 PSI)	12
17-509	Standard Tire Gauge (10-50 PSI)	10
17-509C	Standard Tire Gauge (10-50 PSI), Colored	10
17-509P	Standard Tire Gauge (10-50 PSI), Pattern Finish	10
17-510	Pencil Tire Gauge (10-75 PSI)	10
17-517	Tractor Tire Gauge (5-45 PSI)	12
17-519	High Pressure Tire Gauge (20-120 PSI)	10
17-521	Low Pressure Tire Gauge (1-20 PSI)	10
17-523	Easy Reach Tire Gauge (10-50 lbs.)	12
17-525	Dual Foot Truck Gauge (20-120 PSI)	12
17-525B	Dual Foot Truck Gauge (20-120 PSI), Bulk	12
17-527	Bicycle Tire Gauge (20-120 PSI), Red	12
17-537	Digital Tire Gauge (5-99 PSI)	14
17-545	Dual Foot Service Tire Gauge (10-150 PSI)	12
17-548	Straight-On Dual Foot Service Tire Gauge (10-150 PSI), Black	12
17-551	Dial Tire Gauge (10-60 PSI)	13
17-555	Dial Truck Tire Gauge (10-160 PSI)	13
17-557	Digital Tire Pressure & Tread Depth Gauge (5-99 PSI)	14
17-561	Dial Tire Gauge w/ Magnet (10-60 PSI)	13
17-563	Dial Tire Gauge w/ Magnet (10-60 PSI), Rubber Bumper	13
17-565	Straight-On Dual Foot Service Tire Gauge (10-150 PSI)	12
17-567	Mini Dial Tire Gauge (5-60 PSI)	13

Part #	Description	Page
TIRE GAUGES – cont'd		
17-569	Professional Dial Tire Gauge (5-100 PSI)	13
17-580	Mini Tire Gauge w/ Magnet (10-50 PSI), Colored	10
17-581	9-in-1 Digital Gadget Gauge (5-150 PSI)	14
17-582	5-in-1 Digital Gadget Gauge (5-150 PSI)	14
17-583	5-in-1 Carabiner Digital Gadget Gauge (4-140 PSI)	14
17-584	4-in-1 Keychain Digital Gadget Gauge (5-100 PSI)	14
96-520	10-Piece Tire Gauge Display (17-509)	10
96-540	10-Piece Tire Gauge Display (17-519)	10
TIRE REPAIR KITS		
11-007	41 Piece Deluxe TruPatch Kit	17
15-159	Super-Grip Emergency Tire Repair Kit w/ Tire Gauge	16
15-162	Super-Grip Emergency Tire Repair Kit w/ Cement	16
15-163	Emergency Repair Kit	16
15-165	Emergency Repair Radial Tire Kit	16
15-169	Perma-Strip® Repair Kit	16
15-177	31 Piece Tire Repair Toolbox	17
15-181	46 Piece Deluxe Tire Repair Toolbox	17
15-262	Emergency Off-Road Tire Repair Kit	16
15-282	Heavy Duty Truck Tire Emergency Repair Kit	17
PATCHES		
11-004	Bicycle Tube Foil-Back Repair Kit	18
14-130	Chembond® Tube Tire Repair Kit	18
14-132	Radial Tire Repair Kit	18
14-134	Foil-Back Repair Kit	18
14-137	Radial Tire Repair, 2-1/4" round	18
14-139	Radial Tire Repair, 3-1/4" round	18
14-140	Radial Tire Repair, 3-7/8" round	18
14-152	Chembond® Tube Tire Repair, 1-5/8" round	18
14-153	Chembond® Tube Tire Repair, 2-1/4" round	18
14-154	Chembond® Tube Tire Repair, 3" round	18
14-159	Chembond® Tube Tire Repair, 2-5/8" x 5-3/4" Oval	18
14-401	Foil-Back Repair, 1-1/2" round	18
14-403	Foil-Back Repair, 2-1/8" round	18
14-404	Foil-Back Repair, 2-3/4" round	18
STRINGS, PLUGS, BOOTS, MARKING CRAYONS		
13-126	Reinforced Unitized Repair Boots, 4-1/2" size	20
13-127	Reinforced Unitized Repair Boots, 6" size	20
13-128	Reinforced Unitized Repair Boots, 7-3/8" size	20
13-230	Universal Repair Unit Kit	20
13-310	Radial Repair Unit, 2-1/4" x 3"	20
13-312	Radial Repair Unit, 2-3/4" x 4-1/2"	20
13-320	Radial Repair Unit, 3" x 4-1/8"	20

INDEX

Part #	Description	Page
STRINGS, PLUGS, BOOTS, MARKING CRAYONS – cont'd		
13-451	Universal Repair Unit, 2-1/2"	20
15-161	Radial Inserts, 4" length	19
15-164	5 Refill Strips, .30 fl oz. Universal Cement	19
15-179	Perma Strip® Repair, 1/4" x 2"	19
15-184	Radial Inserts, 4" length	19
15-191	Repair Strings, 4" length	19
15-206	String Repairs, 7" length	19
15-207	Heavy Duty String Repairs, 7-1/2" length	19
15-280	Radial Inserts, 4" length	19
15-281	Steel Belted Radial Truck Insert, 7" length	19
15-281-5	Steel Belted Radial Truck Insert, 7" length	19
15-295	Plug-N-Patch Repair, 1/8" stem	20
15-296	Plug-N-Patch Repair, 1/4" stem	20
15-297	Plug-N-Patch Repair, 3/8" stem	20
15-298	Plug-N-Patch Repair Kit	20
17-235	White Tire Lettering Stick/Crayon	20
17-236	Yellow Tire Marking Crayon	20
17-253	Yellow Tire Marking Crayon, Bulk	20
TIRE REPAIR TOOLS		
12-076	Replacement Truck Inner Tube	23
15-224	Super-Grip Open-Eye Needle	21
15-225	Super-Grip Tire Probe	21
15-227	Super-Grip Split-Eye Needle	21
15-230	Heavy Duty Replacement Shaft for 15-231	21
15-231	Heavy Duty Truck Needle	21
15-232	Spiral T-Handle Cement Needle	21
17-237	Combination Buffer/Stitcher	22
17-244	Heavy-Duty Stitcher	22
17-295	Cotton Applicator Swab	22
18-259	Heavy Duty Automotive Buffing Cone	22
18-260	Standard Automotive Buffing Cone	22
18-264	Supreme High Speed Air Buffer	22
CHEMICALS AND SEALANTS		
12-075	Non-Flammable Universal Cement, 1 oz. tube	23
12-077	Non-Flammable Universal Cement, 2 oz. tube	23
12-085	Non-Flammable Universal Cement, 4 oz. can	23
12-086	Non-Flammable Universal Cement, 8 oz. can	23
12-089	Non-Flammable Universal Cement, 1 qt. can	23
12-090	Tire Bead Sealer, 1 qt. can	24
12-092	Liquid Tire Buffer/Cleaner, 1 qt. can	24
12-093	Liquid Tire Buffer/Cleaner, 16 oz. aerosol can	24
12-095	"Stuf" Tire Mounting Lubricant with Rust Inhibitor, 8 lb.	24

Part #	Description	Page
CHEMICALS AND SEALANTS – cont'd		
12-097	Rubber Lubricant, 1 gal.	24
12-287	Cam-Cure® Flammable Cement, 8 oz. can	24
PUMPS, SAFETY KITS		
17-883	High Volume Hand Pump	25
17-884	Foot Pump	25
41-054	9 Pc. Roadside Safety Kit	25
TIRE VALVES		
30-136-2	Chrome Sleeve Snap-In Valves, TR413, 2 Pack	25
30-316-4	Chrome Sleeve and Nuts, Fits TR413, 4 Pack	25
30-412-2	Snap-In Valves for .453 Rim Holes, TR412, 7/8"	25
30-412-50	Snap-In Valves for .453 Rim Holes, TR412, 7/8"	25
30-412-500	Snap-In Valves for .453 Rim Holes, TR412, 7/8"	25
30-413-2	Snap-In Valves for .453 Rim Holes, TR413, 1-1/4"	26
30-413-10	Snap-In Valves for .453 Rim Holes, TR413, 1-1/4"	26
30-413-50	Snap-In Valves for .453 Rim Holes, TR413, 1-1/4"	26
30-413-500	Snap-In Valves for .453 Rim Holes, TR413, 1-1/4"	26
30-414-2	Snap-In Valves for .453 Rim Holes, TR414, 1-1/2"	26
30-414-10	Snap-In Valves for .453 Rim Holes, TR414, 1-1/2"	26
30-414-50	Snap-In Valves for .453 Rim Holes, TR414, 1-1/2"	26
30-414-500	Snap-In Valves for .453 Rim Holes, TR414, 1-1/2"	26
30-415-2	Snap-In Valves for .625 Rim Holes, TR415, 1-1/4"	27
30-415-10	Snap-In Valves for .625 Rim Holes, TR415, 1-1/4"	27
30-415-50	Snap-In Valves for .625 Rim Holes, TR415, 1-1/4"	27
30-415-500	Snap-In Valves for .625 Rim Holes, TR415, 1-1/4"	27
30-418-2	Snap-In Valves for .453 Rim Holes, TR418, 2"	26
30-418-10	Snap-In Valves for .453 Rim Holes, TR418, 2"	26
30-418-50	Snap-In Valves for .453 Rim Holes, TR418, 2"	26
30-418-500	Snap-In Valves for .453 Rim Holes, TR418, 2"	26
30-423-50	Snap-In Valves for .453 Rim Holes, TR423, 2-1/2"	26
30-425-2	Snap-In Valves for .625 Rim Holes, TR425, 2"	27
30-425-10	Snap-In Valves for .625 Rim Holes, TR425, 2"	27
30-425-50	Snap-In Valves for .625 Rim Holes, TR425, 2"	27
30-427	Snap-In Valves for .453 Rim Holes, 1-1/4", TPMS	26
30-430-10	Tubeless Clamp-In Motorcycle Valve, TR430, 1-3/16" length	27
30-445	High Performance Clamp-In Tire Valve, 599IB	27
30-461-50	Clamp-In Tubeless Tire Valves, TR416, 2" length	27
30-463	Clamp-In Tubeless Tire Valves, TR416, 1-1/4" length	27
30-463-50	Clamp-In Tubeless Tire Valves, TR416, 1-1/4" length	27
30-472-5	Clamp-In Tubeless Tire Valves, TR417	27
30-600-10	High Pressure Snap-In Valves, TR600HP, 1.27" length	28
30-600-50	High Pressure Snap-In Valves, TR600HP, 1.27" length	28
31-013-5	Tube Type Passenger Valves, TR13, 1-3/8" length	28

INDEX

Part #	Description	Page
TIRE VALVES – cont'd		
31-015-5	Tube Type Passenger Valves , TR15, 1.31" length	28
31-336-100	Rim Hole Bushing, for TR13 Valves	28
32-200-10	Straight Clamp-In Valves, TR500, 2" length	28
32-201-10	Straight Clamp-In Valves, TR570, 3-1/8" length	28
32-202-10	Straight Clamp-In Valves, TR571, 3-3/8" length	28
32-203-10	Straight Clamp-In Valves, TR572, 3-3/4" length	28
32-204-10	Straight Clamp-In Valves, TR573, 4-3/8" length	29
32-204-100	Straight Clamp-In Valves, TR573, 4-3/8" length	29
32-205-10	Straight Clamp-In Valves, TR501, 1-1/2" length	28
32-543-10	Truck Tubeless Valves, TR543D, 2.31" length	29
32-547-10	Truck Tubeless Valves, TR545D, 3.5" length	29
32-608-10	Import Truck Tubeless Valves (ETRO), V3-20-4	29
34-221-5	Tubeless Tractor Valve, TR618A, 1-7/8" length	29
34-963-2	Tractor Replacement Core Housing, TR-CH-3	29
34-963-10	Tractor Replacement Core Housing, TR-CH-3	29
VALVE EXTENSIONS		
38-313-50	Double Sealing Valve Extension	30
38-313-250	Double Sealing Valve Extension	30
38-314-50	Chrome Plated Brass Valve Extension, 3/4" length	30
38-315-4	Chrome Plated Brass Valve Extension, 1-1/4" length	30
38-315-50	Chrome Plated Brass Valve Extension, 1-1/4" length	30
38-325-4	Black Plastic Valve Extension, 1-1/4" length	30
38-325-50	Black Plastic Valve Extension, 1-1/4" length	30
38-400	Dual Wheel Valve Extension, 7" length	30
38-430-10	Standard Truck Extensions, 3-1/16" length	30
38-432-10	Standard Truck Extensions, 6-1/16" length	30
38-436-10	Standard Truck Extensions, 5-1/16" length	30
38-476-10	Standard Truck Extensions, 2-7/32" length	30
38-477-10	Standard Truck Extensions, 3-1/8" length	30
38-478-10	Standard Truck Extensions, 4-1/8" length	30
38-483-10	Bent Metal Extension, 1-1/2" length	31
VALVE CORES		
37-828-10	Large Bore Valve Core, .305"-32 threads	31
38-790-4	Standard Valve Core, .206"-36 threads	31
38-790-100	Standard Valve Core, .206"-36 threads	31
38-790-1000	Standard Valve Core, .206"-36 threads	31
38-810-100	Hydraulic Accumulator Valve Core, max 2000 PSI	31
38-825-100	Airplane Valve Core, max 400 PSI	31
38-830-100	General Purpose Valve Core	31
VALVE ADAPTERS		
34-955	Fluid Adapter Set	32
37-080	Valve Adapters, uses outer valve thread	32

Part #	Description	Page
VALVE ADAPTERS – cont'd		
37-096	Valve Adapters, uses inner valve thread	32
TIRE SERVICE TOOLS		
8769A	Valve Cap & Core Remover	33
40-395	Tread Depth Gauge	32
40-395-100	Tread Depth Gauge	32
41-067	4-Way Tire Valve Repair Tool	32
41-067-20	4-Way Tire Valve Repair Tool	32
41-068	Double-Use Tool	32
41-444	Valve Core Extracting Tool	32
41-444T	Valve Core Extracting Tool, Torque Function	32
41-466	Valve Fishing Tool	33
41-469	Valve Core Extracting Tool	33
41-506	Tubeless Tire Valve Extracting Tool	33
VALVE CAPS		
38-505	Plastic Valve Cap – VC8	34
38-505-100	Plastic Valve Cap – VC8	34
38-505-500	Plastic Valve Cap – VC8	34
38-507	Plastic Valve Caps, Long	34
38-510	Nitrogen Valve Caps	34
38-510-100	Nitrogen Valve Caps	34
38-511	Aluminum Valve Caps, Blue	34
38-513	Aluminum Valve Caps, Silver	34
38-515	Aluminum Valve Caps, Black	34
38-517	Aluminum Valve Caps, Red	34
38-600-4	Screwdriver Valve Cap – VC2, .305"-32 threads	34
38-600-100	Screwdriver Valve Cap – VC2, .305"-32 threads	34
38-712-4	Chrome Hex Valve Caps	34
38-712-100	Chrome Hex Valve Caps	34
38-714-100	Hex-Shaped Valve Cap	34
38-750-100	Heavy Duty Valve Caps, Nickel Plated, 0-250 PSI	34
38-772-4	Standard Dome Valve Cap – VC3	34
38-772-100	Standard Dome Valve Cap – VC3	34
38-772B-1000	Standard Dome Valve Cap – VC3	34
DISPLAYS/PLANOGRAMS		
96-213		35
96-610-02		36
96-650-13		36

Check out the collection of wheel and tire service tools we offer.