

TRIPLE-R
HIGH PERFORMANCE LIGHTING

LR-750 ELITE

The LR Series is borne out of extensive testing at the highest levels of professional track and rally motorsport, the LR Elite represents the pinnacle of LED driving light technology. The best just got better, with the incorporation of the very latest high efficiency LED technologies, used in combination to deliver more distance illumination and more left/right spread of light, guaranteed to impress across all road or motorsport applications. Subtle styling updates have resulted in a clean contemporary design, with a more aggressive edge, to match the aesthetic design prevalent on modern vehicles.



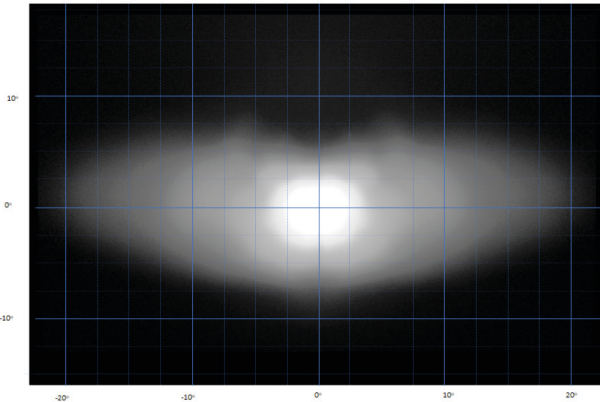
100m
200m

 **UK BUILT** | **US DRIVEN**

LR SERIES

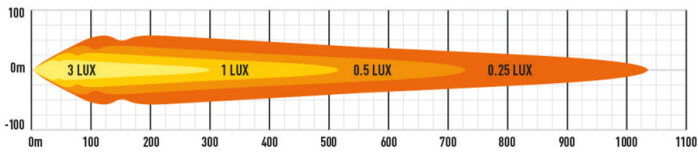
- Ultra long-range optics optimised for road and race applications
- High intensity LED's deliver exceptional luminosity and left/right spread
- Component technology shared with WRC lighting solutions
- CAE optimised heatsink
- Electronic thermal management
- 'Unbreakable' polycarbonate lens with hardcoat

Horizontal: 42° / Vertical: 13° (2% of peak)



LR-750 ELITE

Generated from bsl lamp photometric test data: on road measurement data



VOLTAGE RANGE	10V - 32V
RAW LUMENS	5,068
BEAM PATTERN	Spot
BEAM DISTANCE (0.25LX)	1033m
# HIGH POWER LEDS	4
POWER CONSUMPTION	46 Watts
CURRENT DRAW†	3.2 Amps
LED LIFE	50,000 Hrs*
WEIGHT	1000g

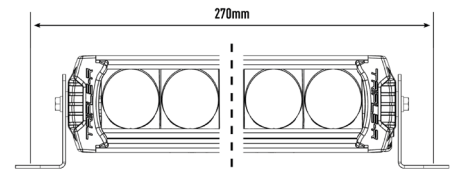
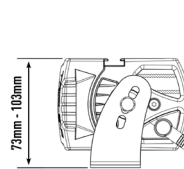
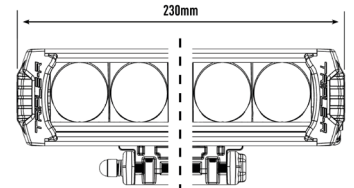
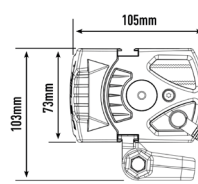
*LED Manufacturers Specifications †At 14.4 Volts

MOUNTING OPTIONS

CENTRE MOUNT



SIDE MOUNT KIT
(sold separately)



Triple-R Lights LLC, 16192 Coastal Highway, Lewes, Delaware, 19958, USA | sales@triple-r-lights.com | www.triple-r-lights.com

