

TRIPLE-R
HIGH PERFORMANCE LIGHTING

LR-1000

Our LR SERIES high performance LED driving lights enabled Triple-R Lights to really penetrate into the world of professional motorsport. The lights set a new benchmark which carried over to users in the road and off-road markets. The lights are still as popular today as they were when launched in 2015, with innovative features that enhance performance and functionality, and which still carry over to the latest generation of LR Series lights launched for 2020/1.



100m 200m

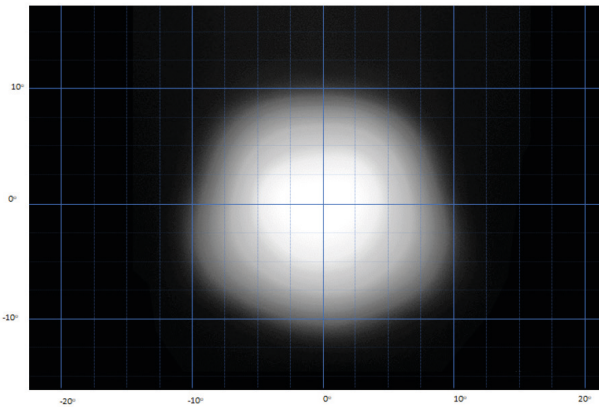


UK BUILT | US DRIVEN

LR SERIES

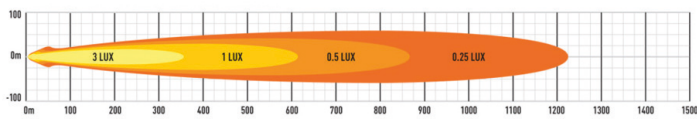
- Ultra long-range optics optimised for road and race applications
- High intensity LED's deliver exceptional luminosity and left/right spread
- Component technology shared with WRC lighting solutions
- CAE optimised heatsink
- Electronic thermal management
- 'Unbreakable' polycarbonate lens with hardcoat
- Integrated amber or white side-light/backlight

Horizontal: 19.2° / Vertical: 18° (2% of peak)



LR-1000

Generated from bsl lamp photometric test data: on road measurement data



VOLTAGE RANGE	10V - 32V
RAW LUMENS	9,240
BEAM PATTERN	Spot
BEAM DISTANCE (0.25LX)	1225
# HIGH POWER LEDS	8
POWER CONSUMPTION	88 Watts
CURRENT DRAW†	6.1 Amps
LED LIFE	50,000 Hrs*
WEIGHT	1700g

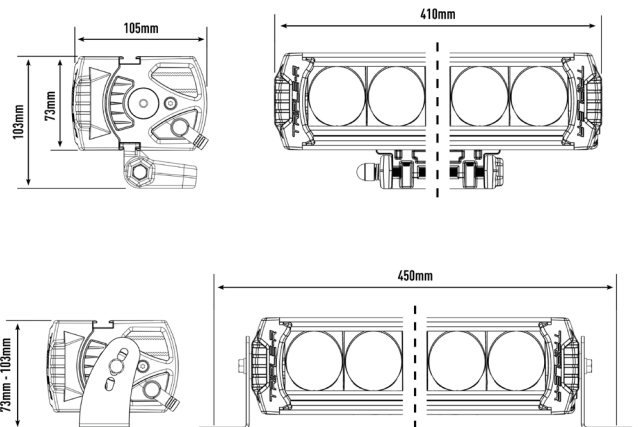
*LED Manufacturers Specifications †At 14.4 Volts

MOUNTING OPTIONS

CENTRE MOUNT



SIDE MOUNT KIT
(sold separately)



Triple-R Lights LLC, 16192 Coastal Highway, Lewes, Delaware, 19958, USA | sales@triple-r-lights.com | www.triple-r-lights.com

