

PROXES® R888R

	SIZE	CODE	1/32	OD	OW	SLR	REVS	RIM WIDTHS	LIST
14	185/60R14	103190	6	22.8	7.4	10.4	567	5.50 5.0-6.5	\$300
	195/55ZR15	103520	6	23.4	7.9	10.8	551	6.00 5.5-7.0	\$295
15	195/50ZR15	102740	6	22.7	7.9	10.5	568	6.00 5.5-7.0	\$290
	205/50ZR15	103210	6	23.1	8.4	10.7	559	6.50 5.5-7.5	\$285
	225/50ZR15	103510	6	23.9	9.2	11.0	540	7.00 6.0-8.0	\$325
	195/50ZR16	103500	6	23.7	7.9	11.0	544	6.00 5.5-7.0	\$310
16	205/45ZR16	103800	6	23.2	8.1	10.8	556	7.00 6.5-7.5	\$305
	205/50R16	103810	6	24.1	8.4	11.2	536	6.50 5.5-7.5	\$310
	225/45ZR16	103530	6	23.9	8.9	11.1	539	7.50 7.0-8.5	\$315
	205/40ZR17	103540	6	23.5	8.3	11.0	550	7.50 7.0-8.0	\$340
	205/45ZR17	103850	6	24.3	8.1	11.3	533	7.00 6.5-7.5	\$342
	205/50ZR17	103820	6	25.1	8.4	11.7	514	6.50 5.5-7.5	\$345
17	215/45ZR17	103390	6	24.6	8.4	11.5	524	7.00 7.0-8.0	\$345
	225/45ZR17	103400	6	25.0	8.9	11.6	517	7.50 7.0-8.5	\$380
	235/40ZR17	103410	6	24.4	9.5	11.4	529	8.50 8.0-9.5	\$405
	235/45ZR17	103860	6	25.4	9.3	11.8	509	8.00 7.5-9.0	\$385
	255/40ZR17	103880	6	25.0	10.2	11.6	516	9.00 8.5-10.0	\$420
	225/40ZR18*	102700	6	25.1	9.1	11.8	515	8.00 7.5-9.0	\$438
	235/40ZR18	103420	6	25.4	9.5	11.9	508	8.50 8.0-9.5	\$465
	245/40ZR18	103870	6	25.7	9.8	12.0	502	8.50 8.0-9.5	\$495
18	255/35ZR18	103830	6	25.0	10.2	11.7	516	9.00 8.5-10.0	\$525
	265/35ZR18	104250	6	25.3	10.7	11.9	510	9.50 9.0-10.5	\$560
	275/35ZR18	104260	6	25.6	10.9	11.9	505	9.50 9.0-11.0	\$540
	295/30ZR18*	104270	6	25.0	11.9	11.7	516	10.50 10.0-11.0	\$550
	335/30ZR18	104340	6	25.9	13.5	12.1	498	12.00 11.5-12.5	\$630
	235/35ZR19*	103840	6	25.5	9.5	12.0	507	8.50 8.0-9.5	\$570
19	265/30ZR19	104240	6	25.3	10.7	12.0	510	9.50 9.0-10.0	\$625
	295/30ZR19*	104280	6	26.0	11.9	12.2	496	10.50 10.0-11.0	\$645
	305/30ZR19*	104290	6	26.3	12.3	12.3	492	11.00 10.5-11.5	\$740
20	285/35ZR20	104150	6	27.9	11.4	13.1	463	10.00 9.5-11.0	\$790
	315/30ZR20	104300	6	27.5	12.6	12.9	470	11.00 10.5-11.5	\$820

**Reinforced

PROXES® RA1

	SIZE	CODE	1/32	OD	OW	SLR	REVS	RIM WIDTHS	LIST
	205/50ZR15	236840	8	23.0	8.3	10.6	570	6.5 5.5-7.5	\$332
15	225/45ZR15	236970	8	22.9	9.0	10.6	564	7.5 7.0-8.5	\$367
	225/50ZR15	236830	8	23.7	9.1	11.0	551	7.0 6.0-8.0	\$370
	225/50ZR16	236890	8	24.7	9.0	11.3	531	7.0 6.0-8.0	\$425
16	245/45ZR16	236800	8	24.4	9.8	11.2	534	8.0 7.5-9.0	\$455
	255/50R16	236880	8	25.8	10.3	11.9	507	8.0 7.0-9.0	\$455
	235/40R17	236760	8	24.4	9.6	11.4	529	8.5 8.0-9.5	\$462
17	255/40ZR17	236770	8	25.1	10.4	11.6	515	9.0 8.5-10.0	\$470
	275/40ZR17	236780	8	25.6	11.0	11.9	504	9.5 9.0-11.0	\$495
18	275/35ZR18	236710	8	25.6	10.9	12.0	504	9.5 9.0-11.0	\$575

UTQG 100 AA A



PROXES® RR

	SIZE	CODE	1/32	OD	OW	SLR	REVS	RIM WIDTHS	LIST
	205/50ZR15	255000	4	23.0	8.5	9.0	560	6.5 5.5-7.5	\$335
15	225/45ZR15	255140	4	23.0	8.9	10.6	562	7.5 7.0-8.5	\$367
	225/50ZR15	255080	4	23.9	9.2	11.0	540	7.0 6.0-8.0	\$367
16	245/45ZR16	255130	4	24.6	9.6	11.4	524	8.0 7.5-9.0	\$465
	235/40ZR17	255120	4	24.4	9.5	11.4	529	8.5 8.0-9.5	\$468
17	255/40ZR17	255110	4	25.0	10.2	11.6	516	9.0 8.5-10.0	\$480
	275/40ZR17	255100	4	25.7	10.9	11.9	503	9.5 9.0-11.0	\$510
18	275/35ZR18	255070	4	25.6	10.9	11.9	505	9.5 9.0-11.0	\$570

UTQG 40 C A



For warranty details and directions on registering your new TOYO Passenger, Light Truck, Van or SUV tires be sure to ask for your TOYO TIRES Gold Millennium Warranty Booklet at time of purchase.

PROXES® R888R

PROXES® RA1

PROXES® RR



World-class performance by integrating advanced technology and unique, attractive tread patterns.




PROXES R888R

DOT Competition Tire


The Proxes R888R is Toyo Tires' new competition radial that has been developed to provide highly competitive dry handling capabilities with maximum lateral grips for various racing activities and track day events.

With an improved "fast warm-up" tread compound and predictable steering characteristics, the Proxes R888R greatly enhances its racing capabilities delivering quicker lap times.




HIGH GRIP RACE COMPOUND

- >> Reaches Optimal operating temperature quickly and provides consistent Performance.



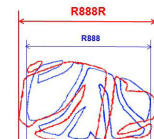
LARGE TREAD BLOCKS

- >> Large tread blocks on the outside tread maximizes lateral grip for improved cornering.



WIDE CENTER RIB

- >> Improves directional stability and precise steering response.



LARGER CONTACT PATCH

- >> The R888R has a larger contact patch compared to its R888 predecessor improving dry traction in braking, accelerating, and cornering

PROXES R888R SETUP GUIDELINES

- » Operating Temperature: 71°C to 104°C (160°F to 220°F)
- » Hot inflation pressures: 32- 38 psi
- » Camber: -1.0° to -3.0°
- » Caster: As much positive as possible.
- » Rim width: a tire size that falls within the range of midpoint to maximum rim widths is recommended.

PROXES R888R SAFETY ADVISORY

- » The tread compound is specifically designed to operate under racing conditions making it difficult to achieve optimum adhesion levels under normal street driving.
- » The shallower tread depth of 6/32nds limits the tire's performance capabilities under normal street driving conditions.
- » Performance limitations are particularly evident in low ambient temperatures or during the spring and fall when ambient temperatures fluctuate significantly.
- » Wet performance is limited when operating outside the optimum temperature range and when the tire is at less than full tread depth.

ALL COMPETITION TIRES OFF-SEASON/ STORAGE

- » Remove from the vehicle and deflate to half the normal air pressure.
- » Do not store in temperatures below 0°C.
- » If stored outdoors, keep covered and do not expose to direct sunlight.
- » Do not use the tire if it has cracked.
- » Avoid moving, storing, or using competition tires in temperatures below 0°C.

PROXES RA1

DOT Competition Tire

The design and components of the Proxes RA1 came from our experiences winning races all over the world. This DOT competition tire* is well-known by road racers for delivering quick lap times, consistency and long wear.

*Caution: Recommended for competition events only

PROXES RA1 SETUP GUIDELINES

- » Operating Temperature: 71°C to 104°C (160°F to 220°F)
- » Hot Inflation Pressures: High 30s to Low 40s (psi)
- » Camber: -2.5° to -5.0°
- » Caster: As much positive as possible
- » Full 8/32nds tread depth provides good competitive traction while shaving to 4/32nds improves dry traction

PROXES RR

DOT Competition Tire

The Proxes RR is a DOT competition tire designed for dry tracks. With consistent lap times and predictable handling, it is ideal for track days and high-performance driving schools. The symmetric 2-groove tread design and special tread compound provide a maximum contact patch and ultimate dry traction with superior cornering force.

It comes off the shelf in race-ready condition with a 4/32nds depth tread – no shaving required.

*Warning: For racing purposes only. Not for highway use. Designed for dry track use.

PROXES RR SETUP GUIDELINES

- » Operating Temperature: 71°C to 104°C (160°F to 220°F)
- » Hot Inflation Pressures: High 30s to Low 40s (psi)
- » Camber: -2.5° to -5.0°
- » Caster: As much positive as possible

TEAM TOYO RACING PROGRAM

The Team Toyo Racing Program provides registered racers with access to and a membership discount for the Proxes R888 competition tire.



TOYO TIRES®

Tmode