



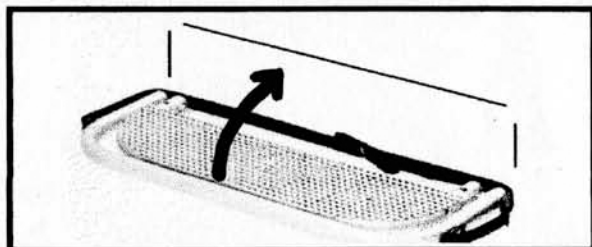
**INSTRUCTIONS**  
**Tire-Hopper**  
**(TH2100)**

Enclosed:

(1) Tire-Hopper, fully assembled

1. Unfold tubing (FIG. A).

FIG. A



2. Thread Superlock Buckle according to the diagrams (FIG. B and FIG. C).

FIG. B





FIG. C



3. Place strap around the tire. Make sure the buckle is on the back of the tire and the tubing of the step is resting firmly against the tire (FIG. D)

FIG. D



4. Pull strap tight.

**NOTE:** You may raise the tire step by pulling the strap tighter, thus leaving a longer piece of strap at the end. To lower step, loosen strap, leaving a shorter piece of strap at the end.