

DDF974A

DODGE

Front suspension package

INSTALLATION INSTRUCTIONS

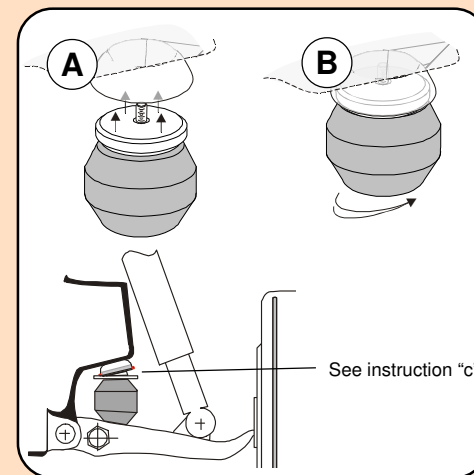
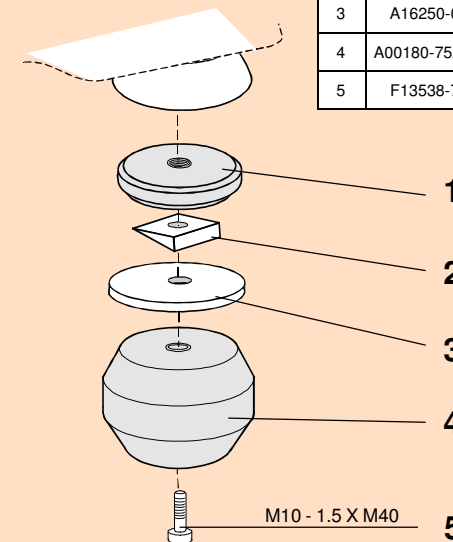
- a) Raise vehicle allowing the axle to hang freely.
- b) Remove existing bump stop by prying out of bump stop cup
- c) Position Aeon spring assembly into bump stop cup. Push and twist simultaneously. (See diagrams A & B.) Ensure the assembly is fully seated in cup. Ensure thin end of bevelled washer tapers towards frame.
- d) Lower vehicle.

Do not exceed vehicle manufacturer's recommended axle weight rating. Check for AEON® interference with vehicle components - Under load AEON® will "expand" in diameter.

Ref. = Reference
Part = Part #.
Qty. = Quantity

KIT PRE-ASSEMBLED

Ref	Part	Qty
1	A25730-55AG00	2
2	F45B40-0M3	2
3	A16250-003	2
4	A00180-75AG00	2
5	F13538-753	2



DDF974A



TIMBREN SES

Suspension Enhancement Systems

Lifetime Warranty

TIMBREN SES kits are warranted against defects in material and workmanship, under normal use and service, for the life of the vehicle on which the kit was originally installed. The warranty is not transferable and proof of purchase is required. The warranty is limited to the replacement of the failed part. TIMBREN will not be responsible for any labour or freight charges involved in the replacement of any product. TIMBREN shall be entitled to make its own inspection to determine the validity of the warranty claim. TIMBREN shall not be liable nor warrant the product in the event of alteration, misuse, overload, negligence or damage caused by others.

Clearance Instructions

For Light Duty Pickups & Vans

Rear SES kits should have approximately 1" gap between rubber spring and axle for ½ and ¾ tons, and for one ton the gap should be about ½" when the vehicle is completely unloaded. A cap or fifth wheel plate will reduce or eliminate this gap.

Front SES kits are usually in contact with the front suspension

For Medium Duty & Heavy Duty Trucks, Trailers, Motor Homes, and more

Medium & Heavy Duty vehicles often have pre-load as outlined in the instruction sheet. (For specific Medium Duty applications with a constant load on the suspension like Rvs, Utility Vans or Cube Vans, the Timbren SES kits are pre-loaded.)

Check clearances when vehicle is empty...

Consider Your Needs..!

Knowing the use of the vehicle will help you to select the right SES kit. For example a one ton truck can be configured as a pick-up, service vehicle or tow truck. Standard capacity or severe service applications are available for many applications.

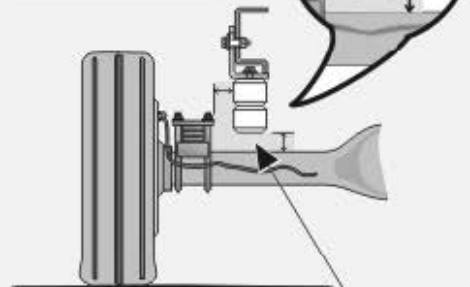
Knowing that the suspension has been modified or is old and sagging should indicate the need to adjust the ride height to obtain the correct clearance.

This can be done by altering the SES kit (changing rubber spring or bracket) or re-arching the leaf springs to renew the optimum OEM ride height.

TIMBREN

Ride Quality Control

Typical Light Duty Installation



Be sure Rubber spring is seated directly over lower support.

Typical Medium & Heavy Duty Installation

