

3-Pedal Floor-Mount

600
series



Pedal Material:	Aluminum
Ratio:	Varies
Weight:	5.5 lbs (2.5 kg)
P/N:	72-603

Typical Applications

- > Road Racing
- > Endurance
- > Open Wheel/Formula
- > Off Road
- > High Performance Street/Strip
- > Circle Track
- > Rally
- > Drifting
- > Time Attack




Forged aluminum pedals with adjustable (vertical & horizontal) foot pads and anti-slip surfaces. Ratios achievable: 5.29:1, 5.44:1, 5.61:1, 5.75:1.




Lightweight aluminum frame features guide "ramps" to reduce balance bar tipping. By reducing balance bar tipping brake repeatability is improved.




Large diameter 7/16"-20 balance bar, allowing front/rear brake bias adjustments, minimizes flex to provide a solid pedal feel/response. PTFE coated aluminum clevises for increased durability and reduced friction.



Pedal pivots feature wave washers to reduce lateral pedal movement and oil impregnated bronze bushings decrease stiction.



Frame accepts optional throttle linkage kits, to enable adjustments for either mechanical or drive-by-wire throttle controls.



Adjustable throttle pedal stops limit pedal movement in both directions. Adjustable clutch pedal stop prevents clutch over-stroking.

Throttle linkage kit

Mechanical type (shown): P/N 72-791

Drive-by-wire type: P/N 72-792*

* Designed for use with Penny & Giles TPS280DP family of sensors.



* Does not include master cylinders

Detailed Pedal Information

Pedal assemblies do not include master cylinders

