



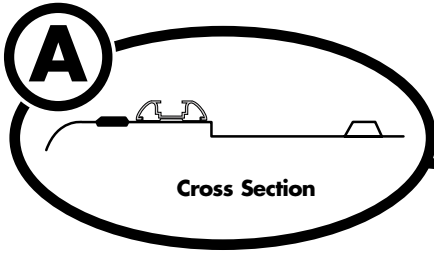
2001
CONSUMER INSTALLATION
AND INFORMATION GUIDE
FOR THULE'S
54" TOP-TRACKS™

[Roof Racks & Cargo Carriers](#)

1985 - 93

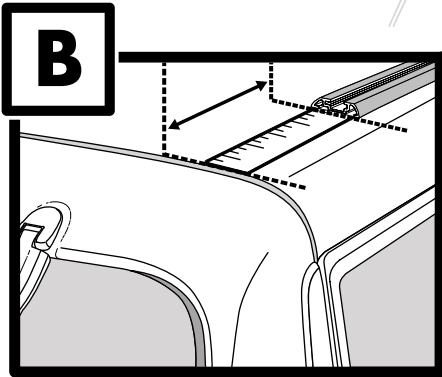
Chevrolet/GMC Astro/Safari Van (standard body)

54" Top Track Fits

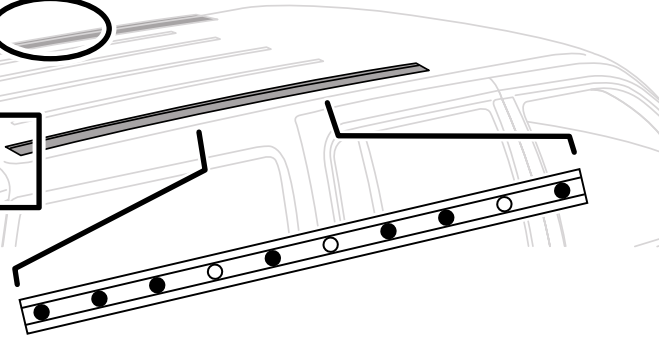


- Position tracks on roof as shown.

WEIGHT LIMIT: 165 lbs. evenly distributed.



- Position track end **13"** from where paint ends above rear liftgate or door of vehicle.



● Drill ○ Do Not Drill

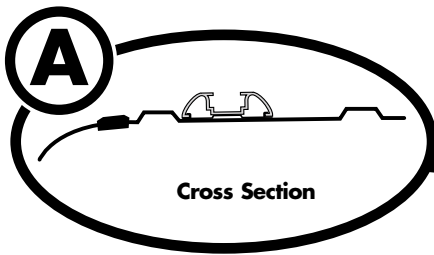


- ONLY drill black holes as shown
- NE PERCER QUE les trous indiqués en noir au schema(C) NE JAMAIS percer les trous en blanc

1994 - 97

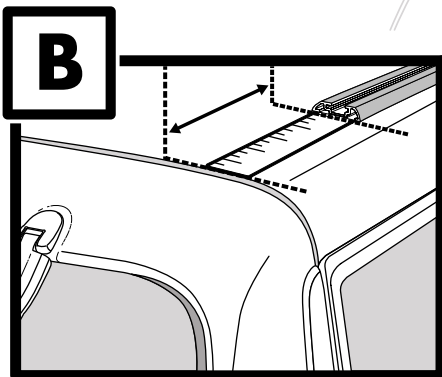
Chevrolet/GMC Astro/Safari Van (standard body)

54" Top Track Fits

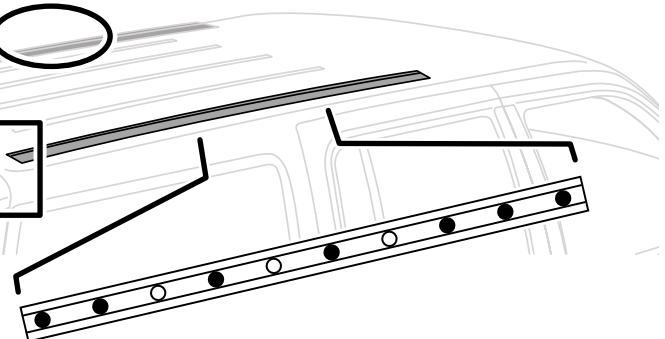


- Position tracks on roof as shown.

WEIGHT LIMIT: 165 lbs. evenly distributed.



- Position track end **13"** from where paint ends above rear liftgate or door of vehicle.



● Drill ○ Do Not Drill

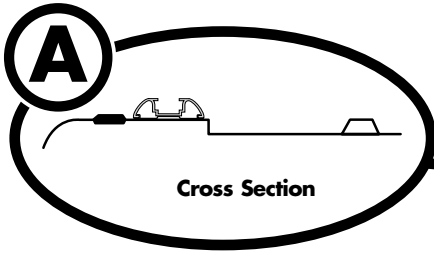


- ONLY drill black holes as shown

1988 - 93

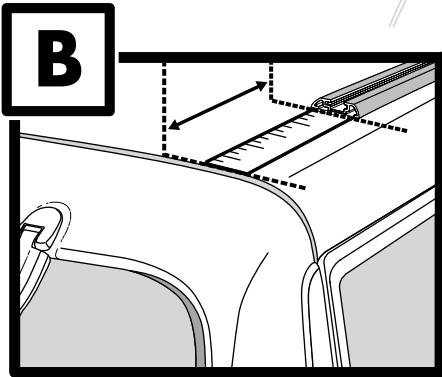
Chevrolet/GMC Astro/Safari (extended body)

54" Top Track Fits

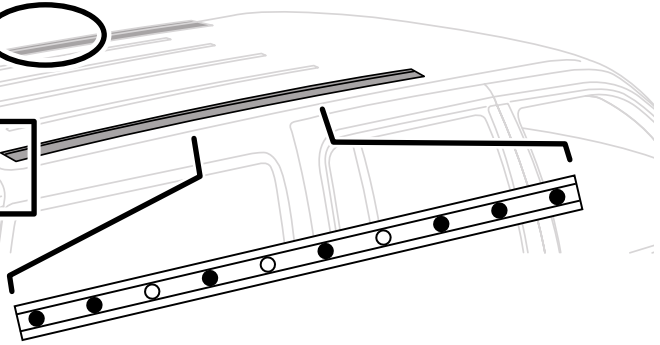


- Position tracks on roof as shown.

WEIGHT LIMIT: 165 lbs. evenly distributed.



- Position track end **28"** from where paint ends above rear liftgate or door of vehicle.



- Drill
- Do Not Drill

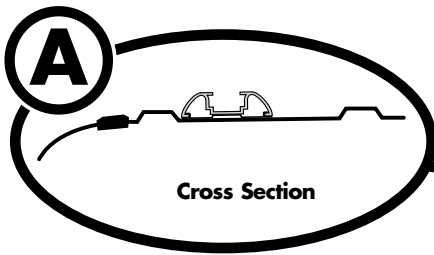


- ONLY drill black holes as shown

1994 - 97

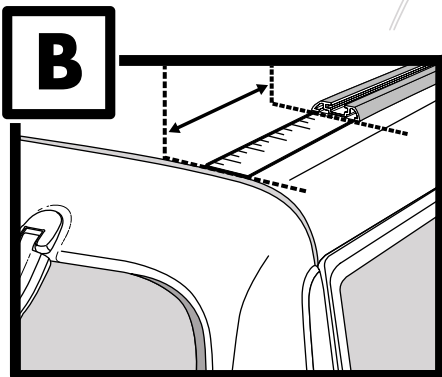
Chevrolet/GMC Astro/Safari Van (extended body)

54" Top Track Fits

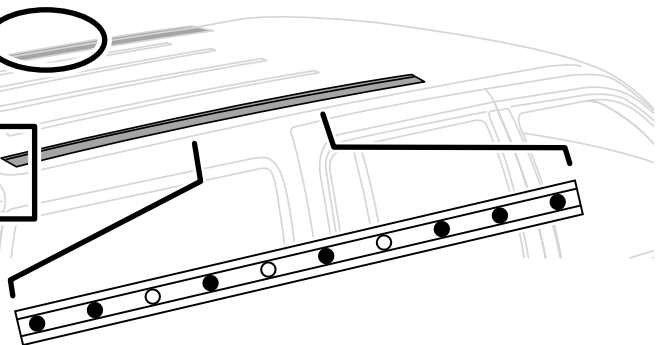


- Position tracks on roof as shown.

WEIGHT LIMIT: 165 lbs. evenly distributed.



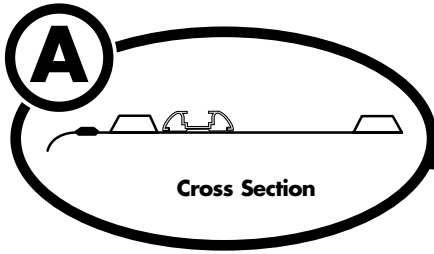
- Position track end **28"** from where paint ends above rear liftgate or door of vehicle.



- Drill
- Do Not Drill

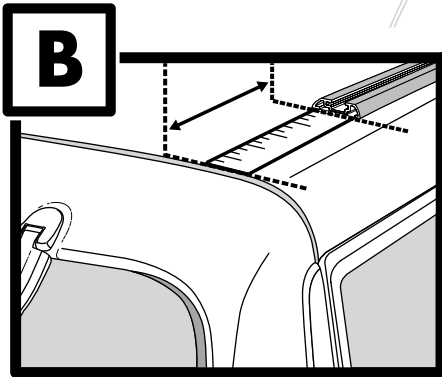


- ONLY drill black holes as shown

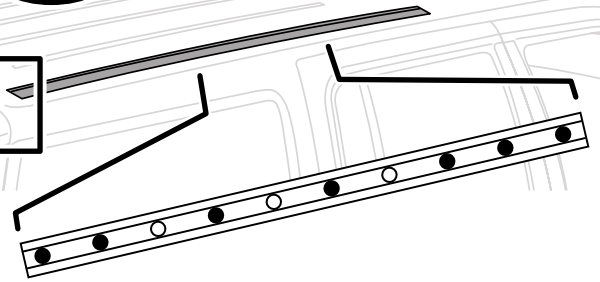


- Position tracks on roof as shown.

WEIGHT LIMIT: 165 lbs. evenly distributed.



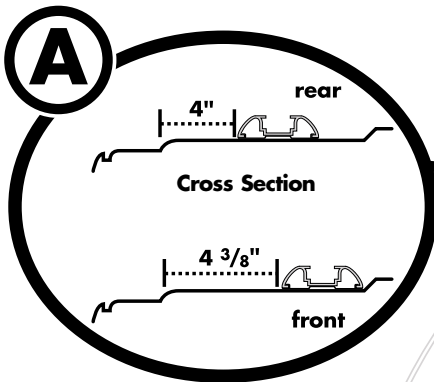
- Position track end **28"** from where paint ends above rear liftgate or door of vehicle.



- Drill
- Do Not Drill

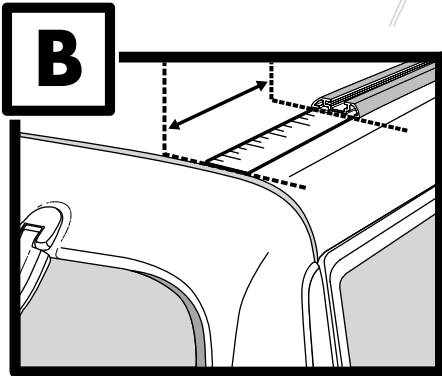


- ONLY drill black holes as shown

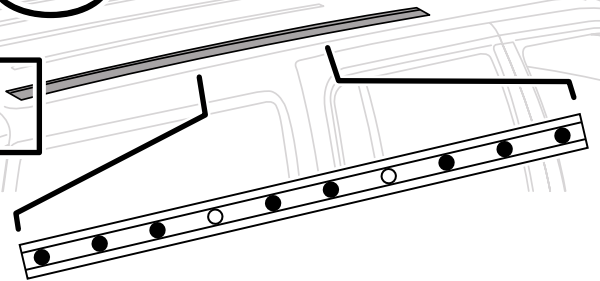


- Position tracks on roof as shown.

WEIGHT LIMIT: 125 lbs. evenly distributed.



- Position track end **6.5"** from where paint ends above rear liftgate or door of vehicle.



- Drill
- Do Not Drill

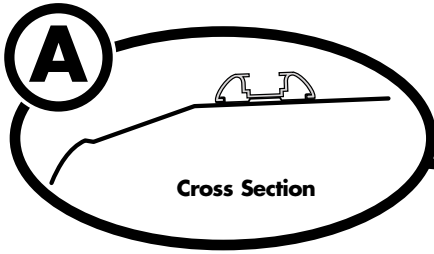


- ONLY drill black holes as shown

1979 - 91

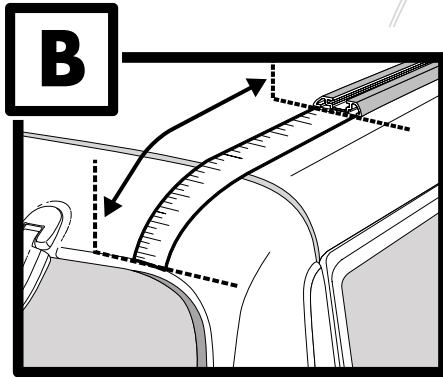
Chevrolet/GMC Suburban/Sierra Classic

54" Top Track Fits

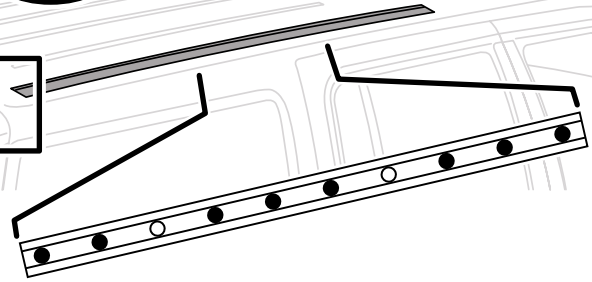


- Position tracks on roof as shown.

WEIGHT LIMIT: 165 lbs. evenly distributed.



- Position track end **28"** from where paint ends above rear liftgate or door of vehicle.



- Drill
- Do Not Drill

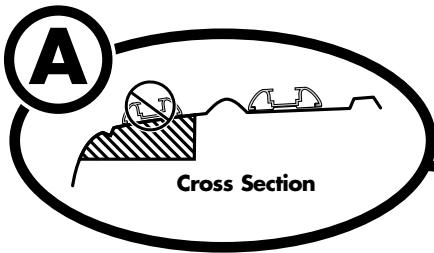


- ONLY drill black holes as shown

1992 - 98

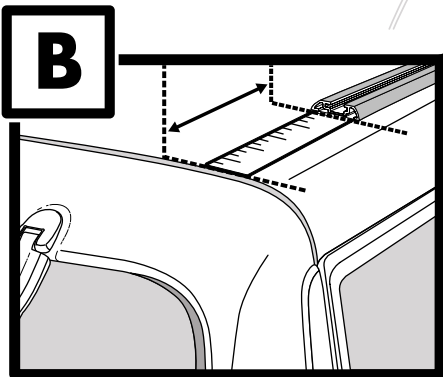
Chevrolet/GMC Suburban

54" Top Track Fits

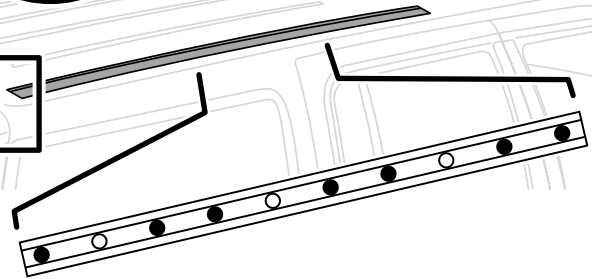


- Position tracks on roof as shown.

WEIGHT LIMIT: 165 lbs. evenly distributed.



- Position track end **14"** from where paint ends above rear liftgate or door of vehicle.



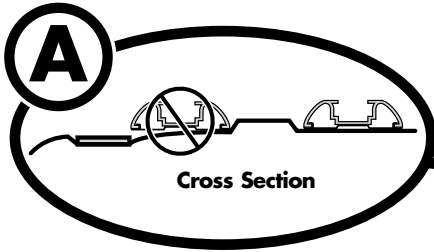
- Drill
- Do Not Drill



- ONLY drill black holes as shown

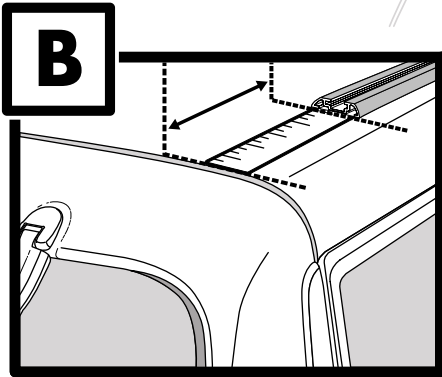
1997

Chevrolet Venture (long wheelbase, single sliding door)

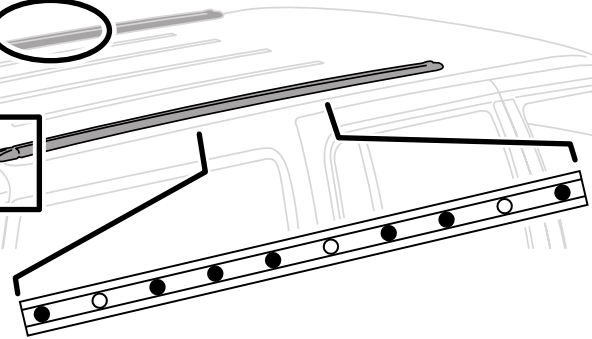


- Position tracks on roof as shown.

WEIGHT LIMIT: 125 lbs. evenly distributed.



- Position track end **12"** from where paint ends above rear liftgate or door of vehicle.



- Drill ○ Do Not Drill

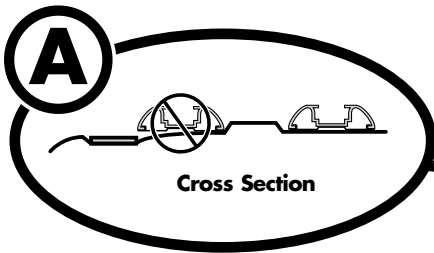


- ONLY drill black holes as shown

1997 - 99

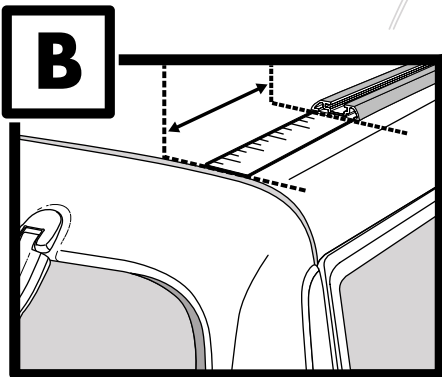
Chevrolet Venture (short wheelbase, single sliding door)

54" Top Track Fits

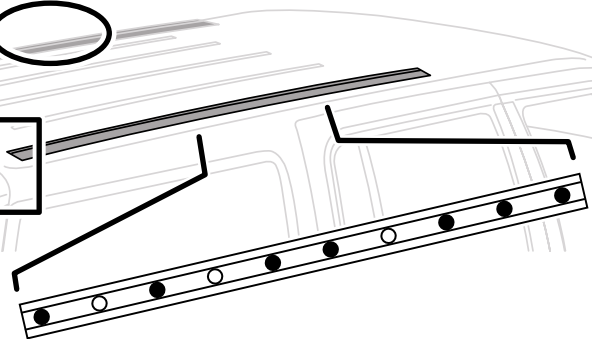


- Position tracks on roof as shown.

WEIGHT LIMIT: 125 lbs. evenly distributed.



- Position track end **9"** from where paint ends above rear liftgate or door of vehicle.



- Drill ○ Do Not Drill

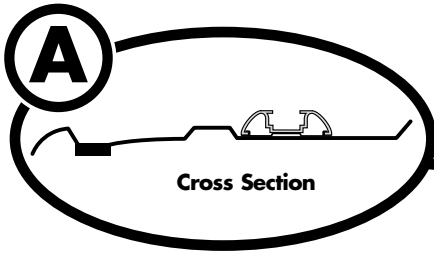


- ONLY drill black holes as shown


1996 - 97

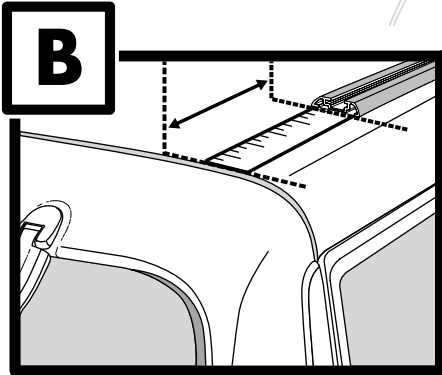
Chrysler Town & Country (long wheelbase, dual sliding doors)

54" Top Track Fits

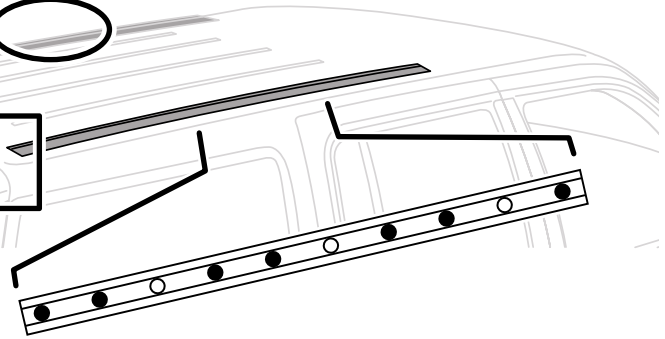


- Position tracks on roof as shown.

 WEIGHT LIMIT: 165 lbs. evenly distributed.



- Position track end **18"** from where paint ends above rear liftgate or door of vehicle.



- Drill ○ Do Not Drill

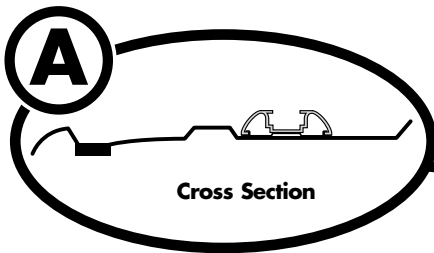


- ONLY drill black holes as shown


1996 - 99

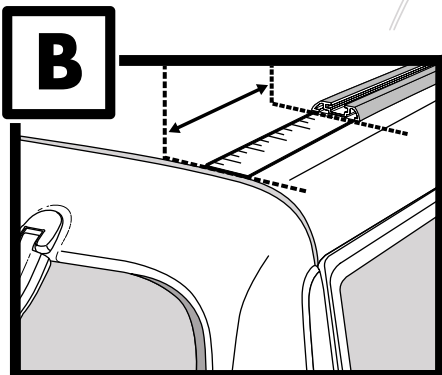
Dodge Caravan

54" Top Track Fits

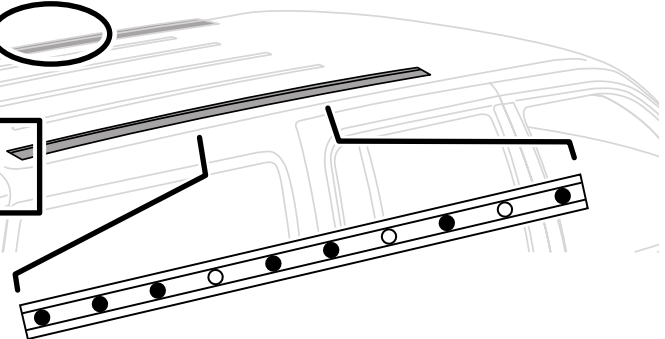


- Position tracks on roof as shown.

 WEIGHT LIMIT: 165 lbs. evenly distributed.



- Position track end **17"** from where paint ends above rear liftgate or door of vehicle.



- Drill ○ Do Not Drill

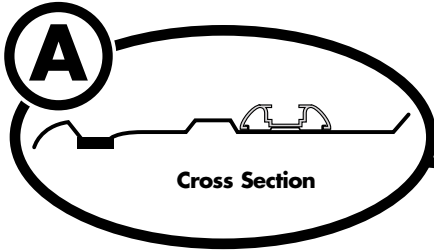


- ONLY drill black holes as shown

1996 - 97

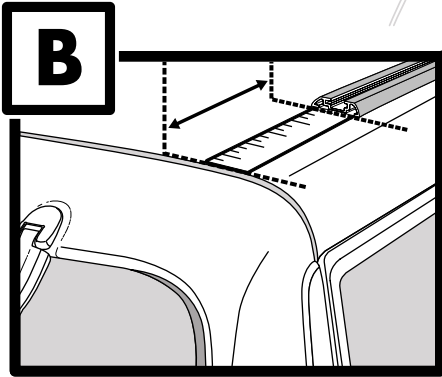
Dodge Grand Caravan (long wheelbase, dual sliding door)

54" Top Track Fits

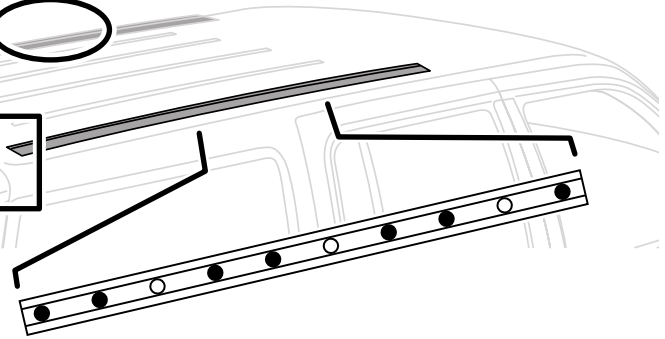


- Position tracks on roof as shown.

WEIGHT LIMIT: 165 lbs. evenly distributed.



- Position track end **18"** from where paint ends above rear liftgate or door of vehicle.



- Drill
- Do Not Drill

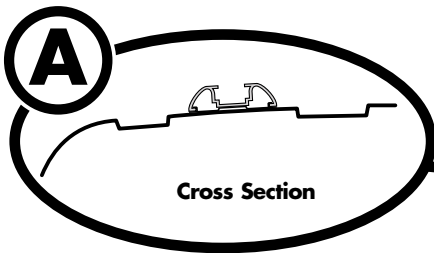


- ONLY drill black holes as shown

1985 - 96

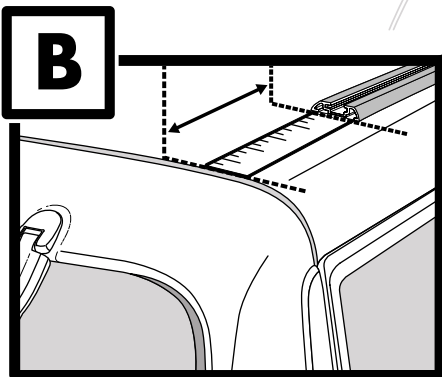
Ford Aerostar Van Standard Body

54" Top Track Fits

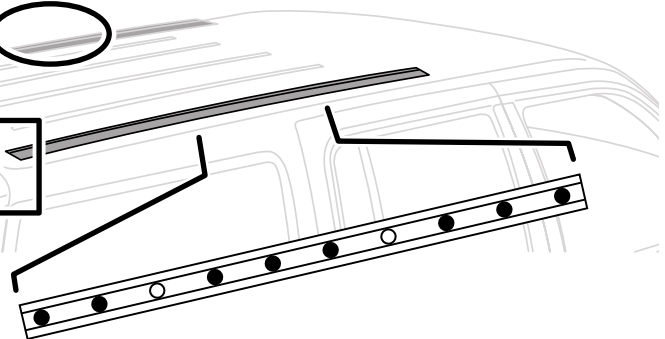


- Position tracks on roof as shown.

WEIGHT LIMIT: 165 lbs. evenly distributed.



- Position track end **14"** from where paint ends above rear liftgate or door of vehicle.



- Drill
- Do Not Drill

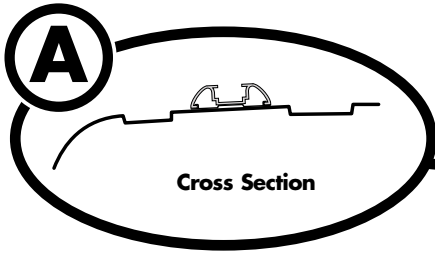


- ONLY drill black holes as shown

1989 - 96

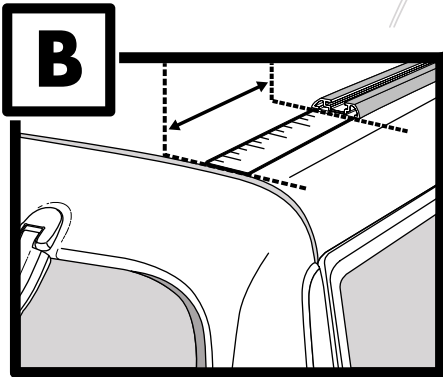
Ford Aerostar Extended Body

54" Top Track Fits

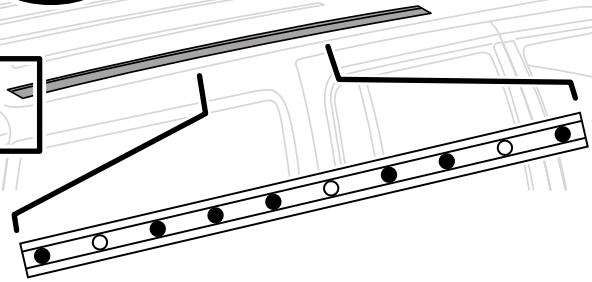


- Position tracks on roof as shown.

WEIGHT LIMIT: 165 lbs. evenly distributed.



- Position track end **10"** from where paint ends above rear liftgate or door of vehicle.



● Drill ○ Do Not Drill

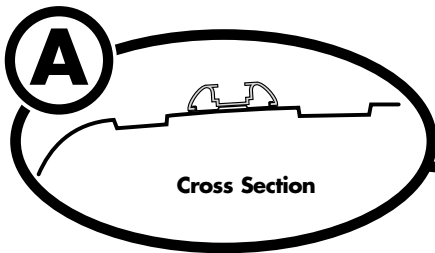


- ONLY drill black holes as shown

1997

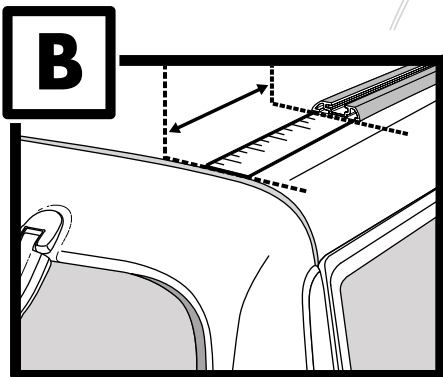
Ford Expedition

54" Top Track Fits

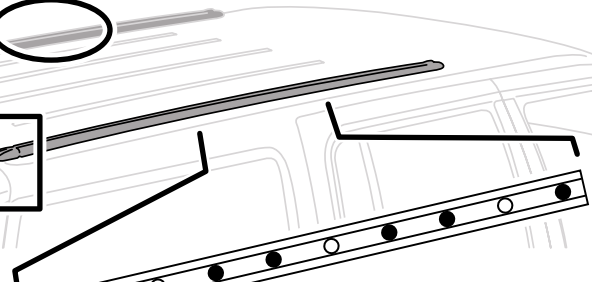


- Position tracks on roof as shown.

WEIGHT LIMIT: 165 lbs. evenly distributed.



- Position track end **12"** from where paint ends above rear liftgate or door of vehicle.



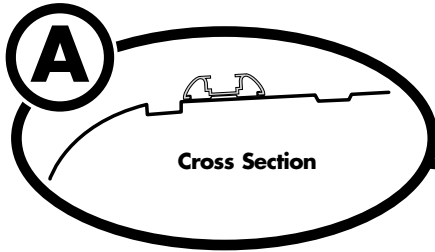
● Drill ○ Do Not Drill



- ONLY drill black holes as shown

1991 - 95

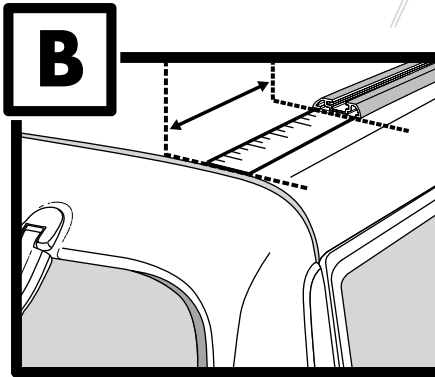
Ford Explorer 2dr



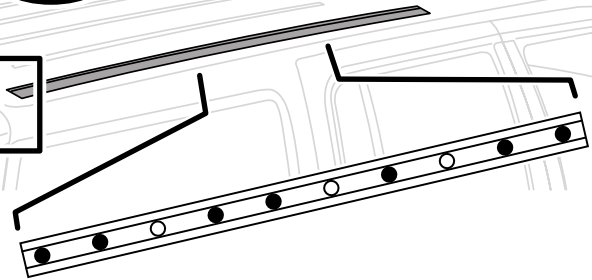
- Position tracks on roof as shown.



WEIGHT LIMIT: 165 lbs. evenly distributed.



- Position track end **8"** from where paint ends above rear liftgate or door of vehicle.



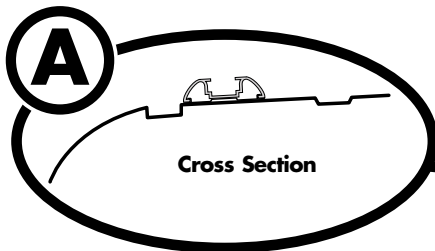
● Drill ○ Do Not Drill



- ONLY drill black holes as shown

1991 - 95

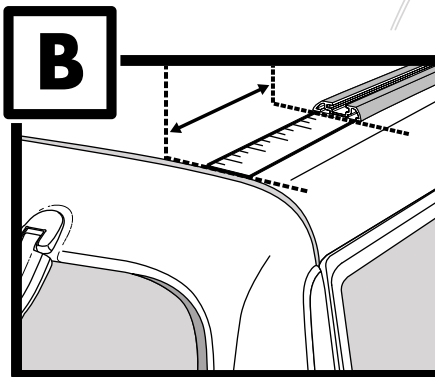
Ford Explorer 4dr



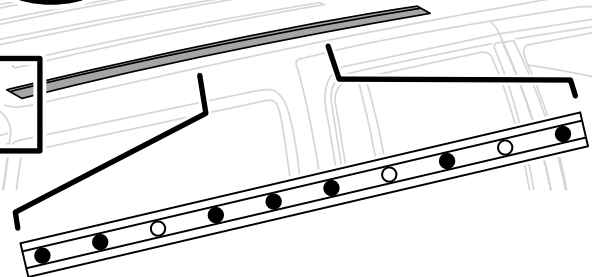
- Position tracks on roof as shown.



WEIGHT LIMIT: 165 lbs. evenly distributed.



- Position track end **11"** from where paint ends above rear liftgate or door of vehicle.



● Drill ○ Do Not Drill

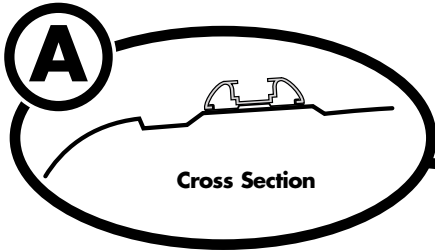


- ONLY drill black holes as shown

1994 - 98

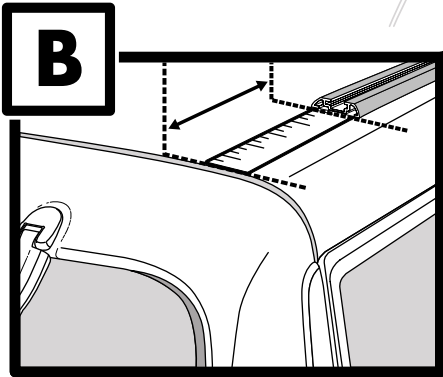
Ford Windstar

54" Top Track Fits

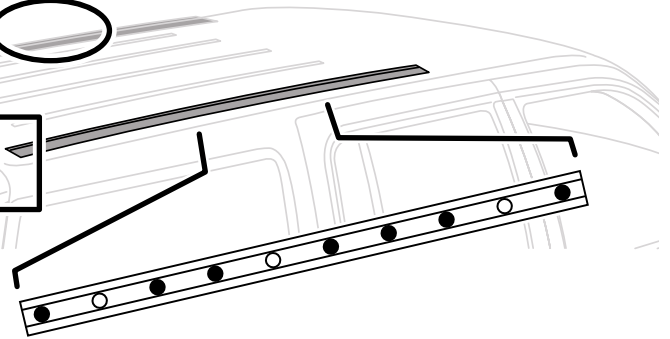


- Position tracks on roof as shown.

WEIGHT LIMIT: 165 lbs. evenly distributed.



- Position track end **17"** from where paint ends above rear liftgate or door of vehicle.



- Drill
- Do Not Drill

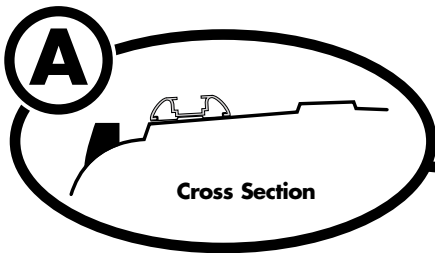


- ONLY drill black holes as shown

1991 - 97

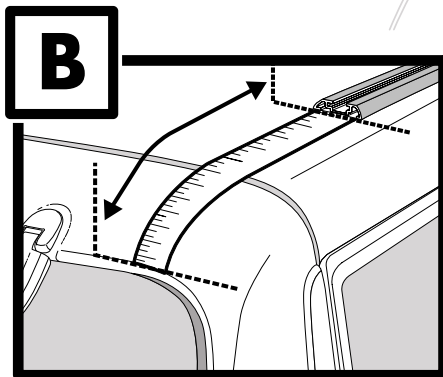
Geo Tracker 4dr

54" Top Track Fits

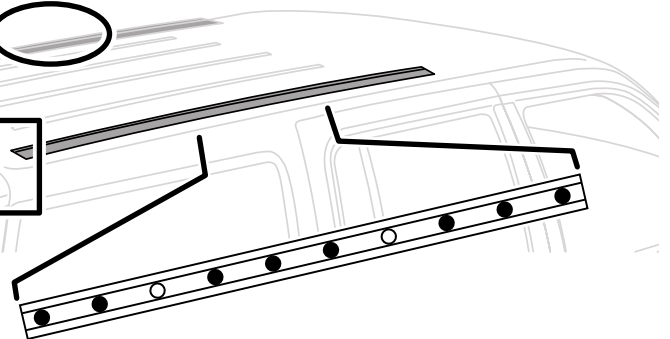


- Position tracks on roof as shown.

WEIGHT LIMIT: 165 lbs. evenly distributed.



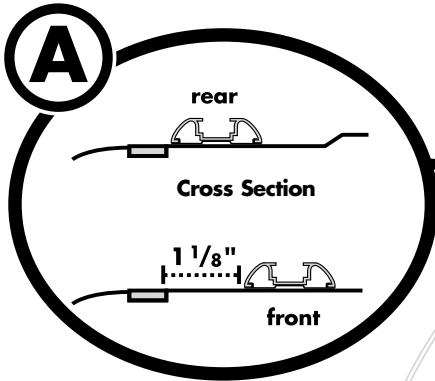
- Position track end **12"** from where paint ends above rear liftgate or door of vehicle.



- Drill
- Do Not Drill

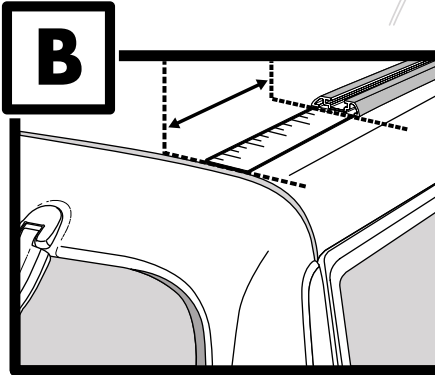


- ONLY drill black holes as shown

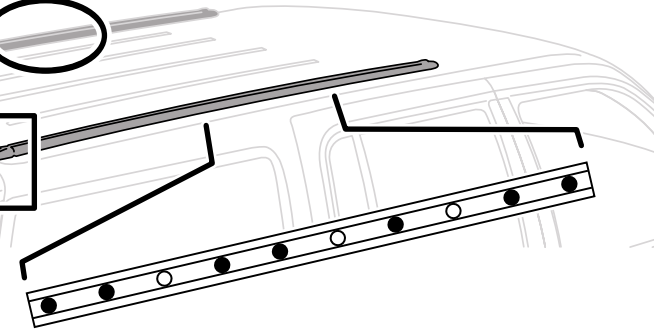


- Position tracks on roof as shown.

WEIGHT LIMIT: 165 lbs. evenly distributed.



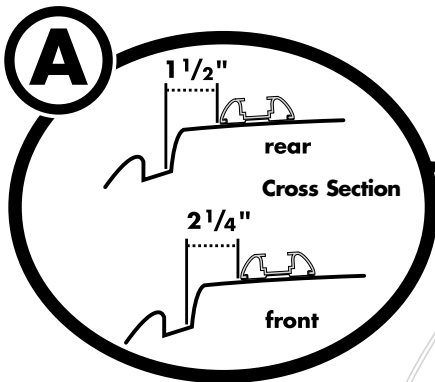
- Position track end 4" from where paint ends above rear liftgate or door of vehicle.



- Drill ○ Do Not Drill

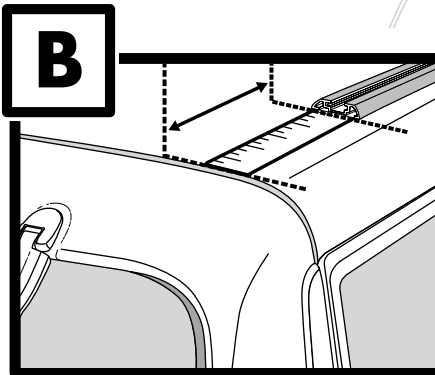


- ONLY drill black holes as shown

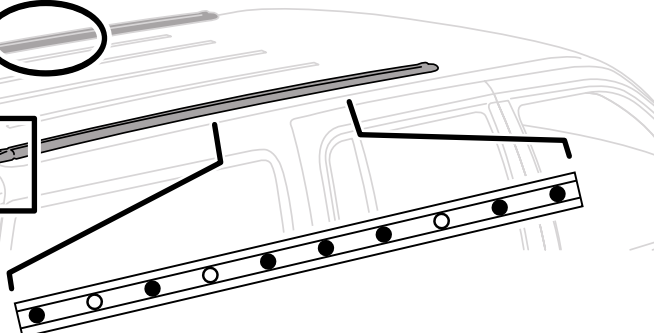


- Position tracks on roof as shown.

WEIGHT LIMIT: 165 lbs. evenly distributed.



- Position track end 12" from where paint ends above rear liftgate or door of vehicle.



- Drill ○ Do Not Drill

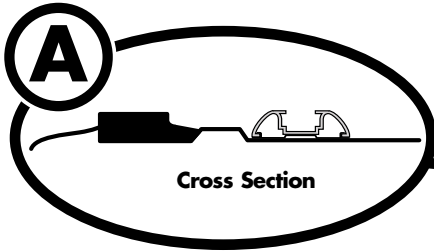


- ONLY drill black holes as shown


1998 - 99

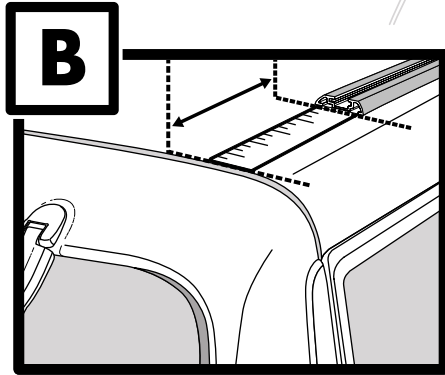
Honda Passport

54" Top Track Fits

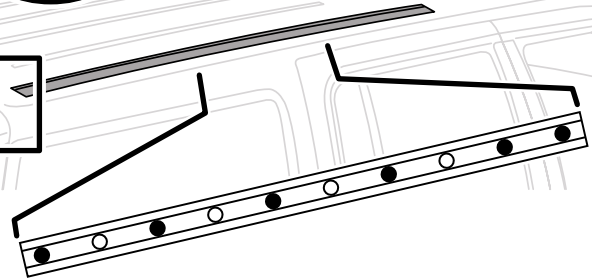


- Position tracks on roof as shown.

 WEIGHT LIMIT: 165 lbs. evenly distributed.



- Position track end 9" from where paint ends above rear liftgate or door of vehicle.



- Drill ○ Do Not Drill

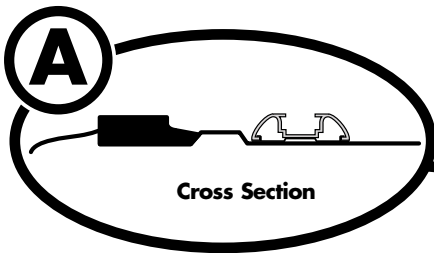


- ONLY drill black holes as shown


1998 - 99

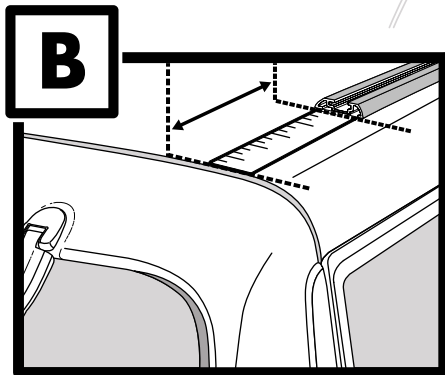
Isuzu Rodeo

54" Top Track Fits

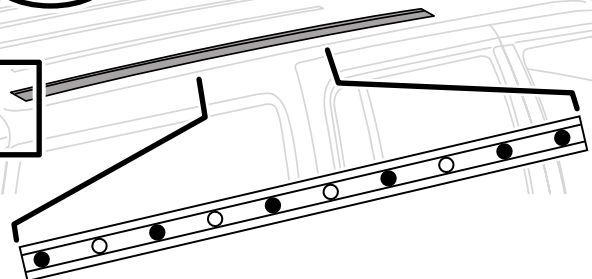


- Position tracks on roof as shown.

 WEIGHT LIMIT: 165 lbs. evenly distributed.



- Position track end 9" from where paint ends above rear liftgate or door of vehicle.



- Drill ○ Do Not Drill

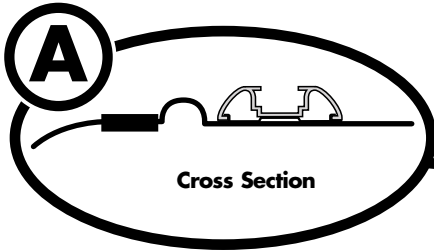


- ONLY drill black holes as shown

1992 - 99

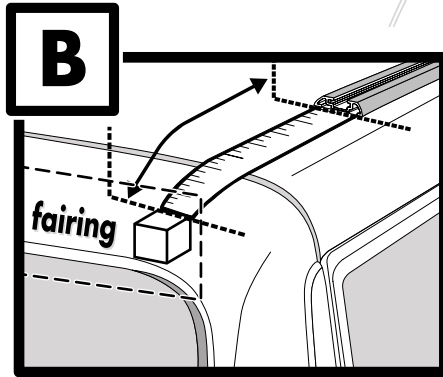
Isuzu Trooper 4dr

54" Top Track Fits

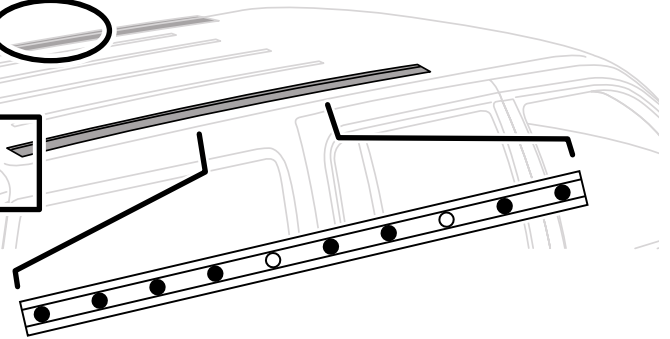


- Position tracks on roof as shown.

WEIGHT LIMIT: 125 lbs. evenly distributed.



- Position track end **10.5"** from where paint ends above rear liftgate or door of vehicle.



- Drill
- Do Not Drill

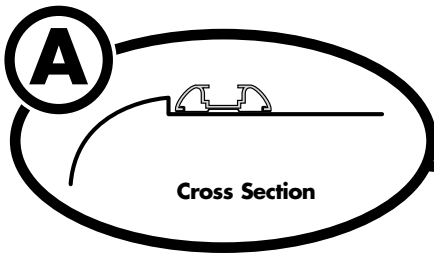


- ONLY drill black holes as shown

1989 - 99

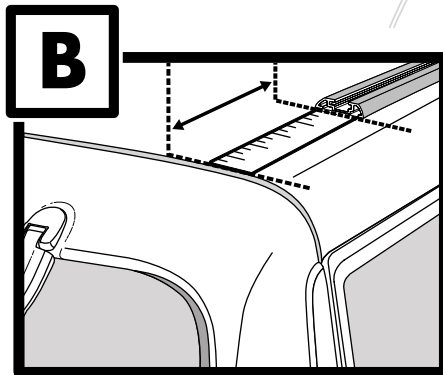
Mazda MPV

54" Top Track Fits

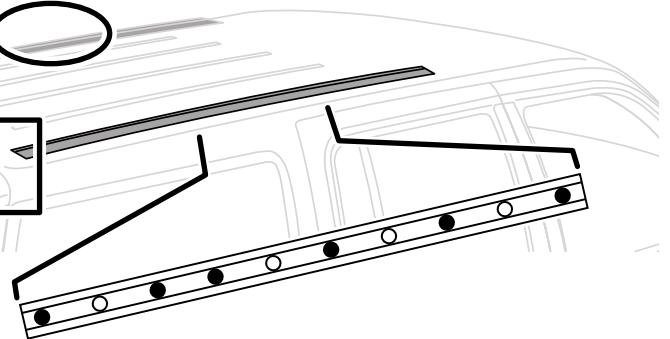


- Position tracks on roof as shown.

WEIGHT LIMIT: 125 lbs. evenly distributed.



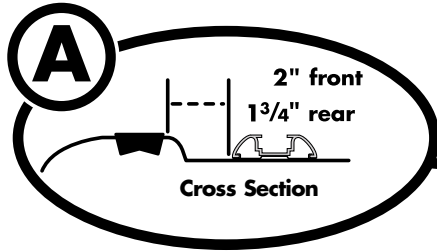
- Position track end **6"** from where paint ends above rear liftgate or door of vehicle.



- Drill
- Do Not Drill

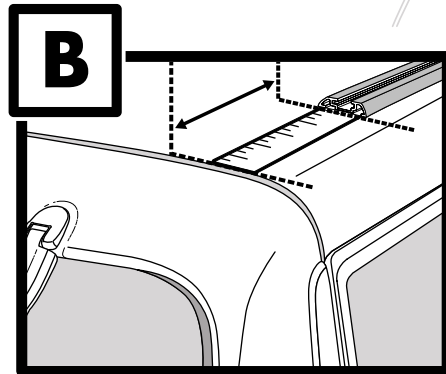


- ONLY drill black holes as shown

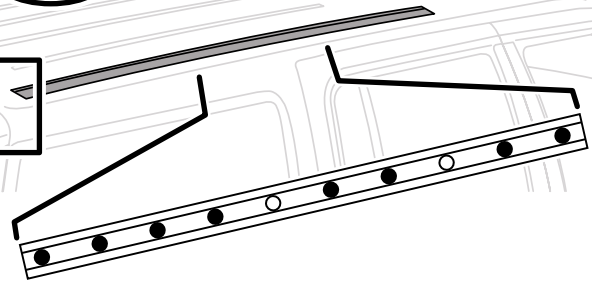


- Position tracks on roof as shown.

WEIGHT LIMIT: 165 lbs. evenly distributed.



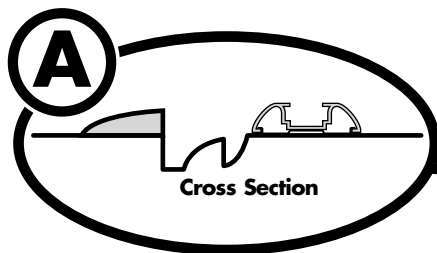
- Position track end 14" from where paint ends above rear liftgate or door of vehicle.



- Drill ○ Do Not Drill

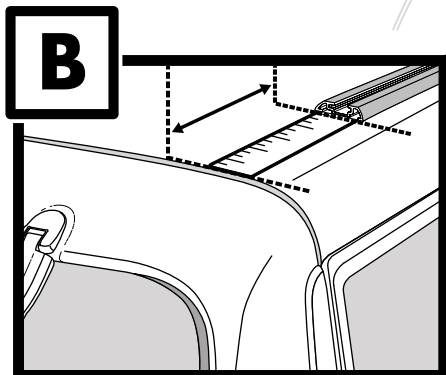


- ONLY drill black holes as shown

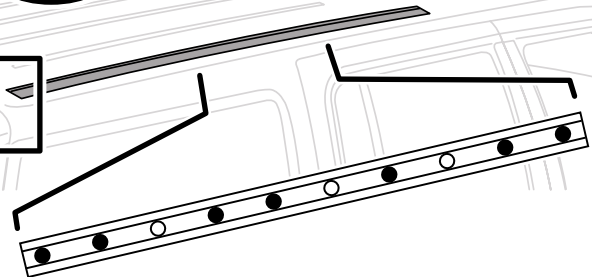


- Position tracks on roof as shown.

WEIGHT LIMIT: 165 lbs. evenly distributed.



- Position track end 6" from where paint ends above rear liftgate or door of vehicle.



- Drill ○ Do Not Drill

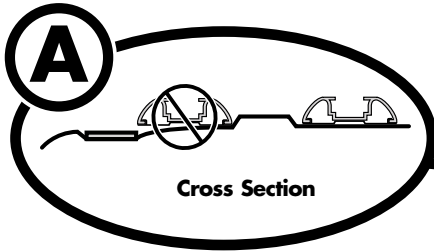


- ONLY drill black holes as shown

1997

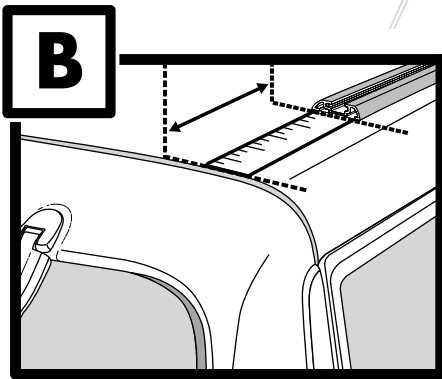
Oldsmobile Silhouette (long wheelbase, single sliding door)

54" Top Track Fits

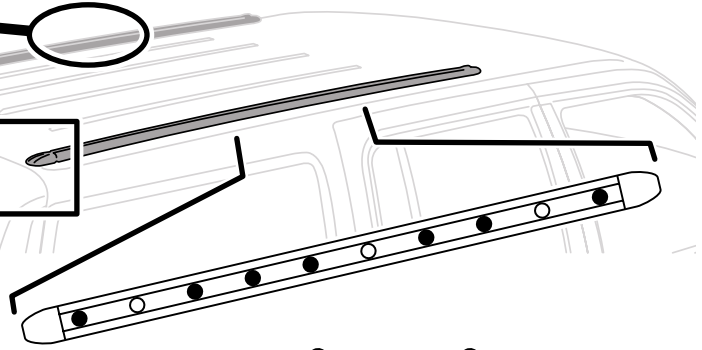


- Position tracks on roof as shown.

WEIGHT LIMIT: 125 lbs. evenly distributed.



- Position track end **12"** from where paint ends above rear liftgate or door of vehicle.



- Drill ○ Do Not Drill

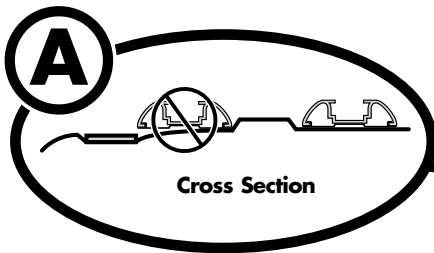


- ONLY drill black holes as shown

1997 - 99

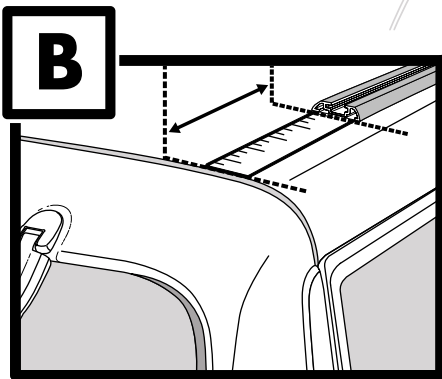
Oldsmobile Silhouette (short wheelbase, single sliding door)

54" Top Track Fits

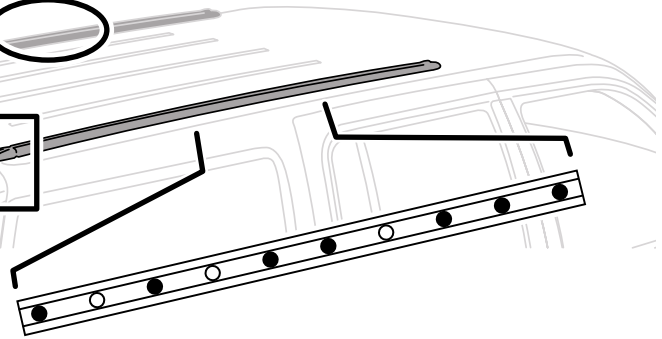


- Position tracks on roof as shown.

WEIGHT LIMIT: 125 lbs. evenly distributed.



- Position track end **9"** from where paint ends above rear liftgate or door of vehicle.



- Drill ○ Do Not Drill

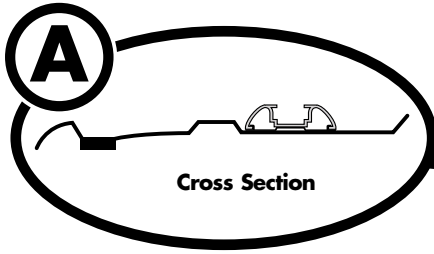


- ONLY drill black holes as shown

1996 - 97

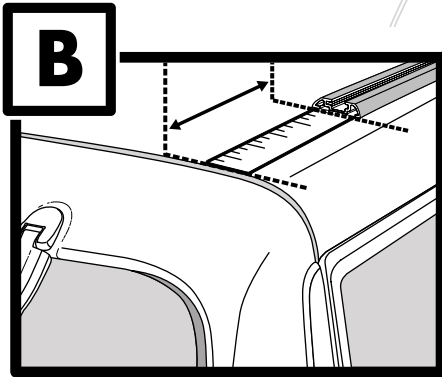
Plymouth Grand Voyager (long wheelbase, dual sliding doors)

54" Top Track Fits

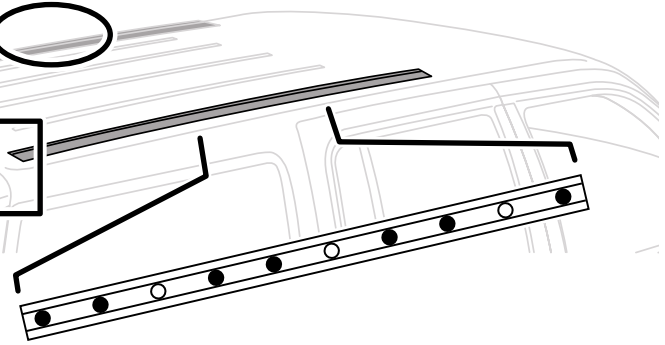


- Position tracks on roof as shown.

WEIGHT LIMIT: 165 lbs. evenly distributed.



- Position track end **18"** from where paint ends above rear liftgate or door of vehicle.



- Drill
- Do Not Drill

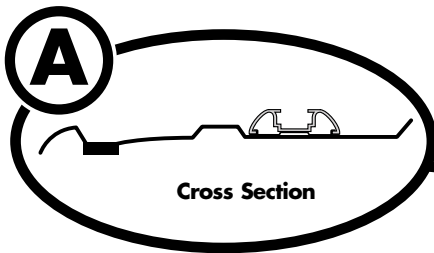


- ONLY drill black holes as shown

1996 - 99

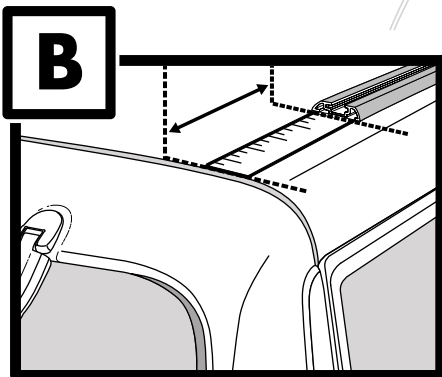
Plymouth Voyager

54" Top Track Fits

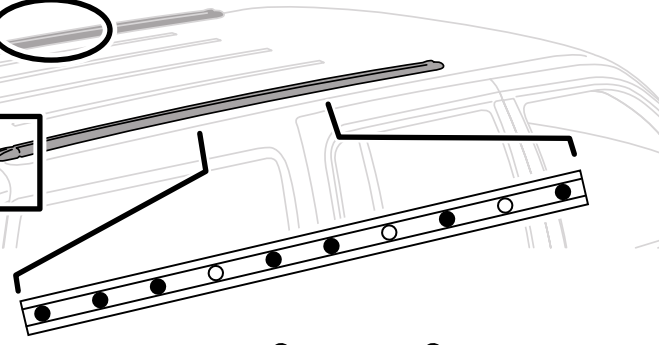


- Position tracks on roof as shown.

WEIGHT LIMIT: 165 lbs. evenly distributed.



- Position track end **17"** from where paint ends above rear liftgate or door of vehicle.



- Drill
- Do Not Drill

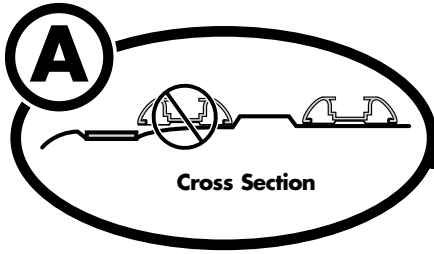


- ONLY drill black holes as shown

1997

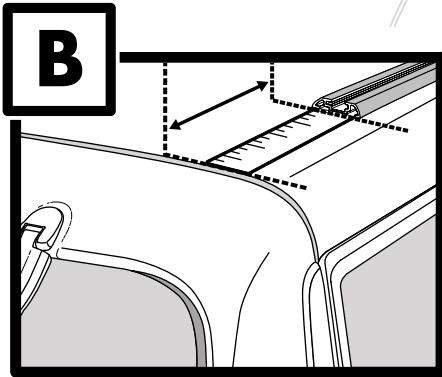
Pontiac Transport (long wheelbase, single sliding door)

54" Top Track Fits

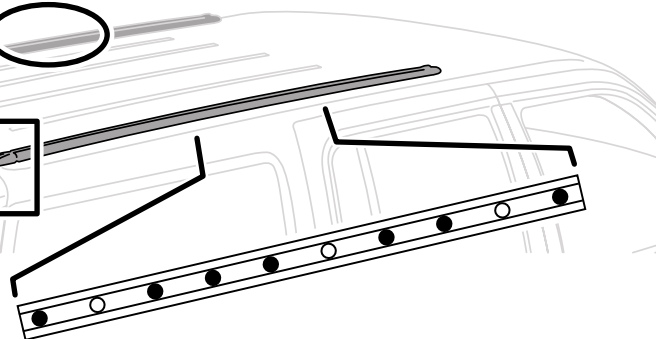


- Position tracks on roof as shown.

WEIGHT LIMIT: 125 lbs. evenly distributed.



- Position track end **12"** from where paint ends above rear liftgate or door of vehicle.



- Drill
- Do Not Drill

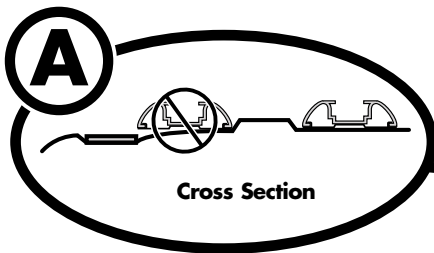


- ONLY drill black holes as shown

1997 - 99

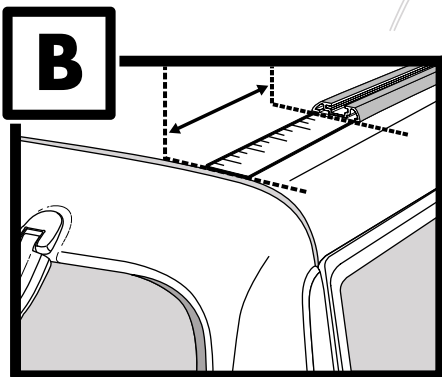
Pontiac Transport (short wheelbase, single sliding door)

54" Top Track Fits

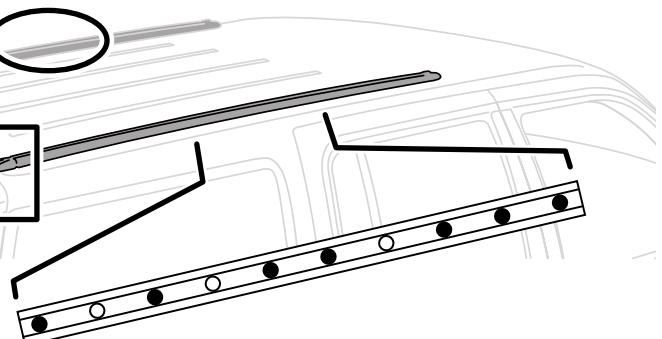


- Position tracks on roof as shown.

WEIGHT LIMIT: 125 lbs. evenly distributed.



- Position track end **9"** from where paint ends above rear liftgate or door of vehicle.



- Drill
- Do Not Drill

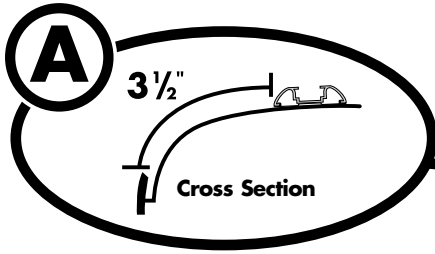


- ONLY drill black holes as shown

1990 - 94

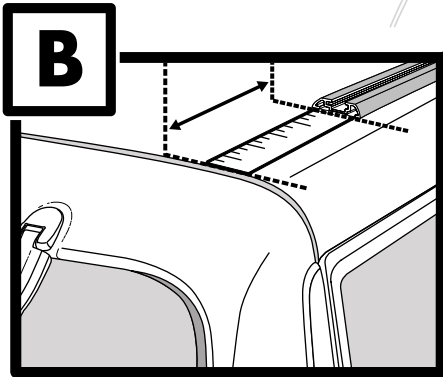
Subaru Legacy Wagon

54" Top Track Fits

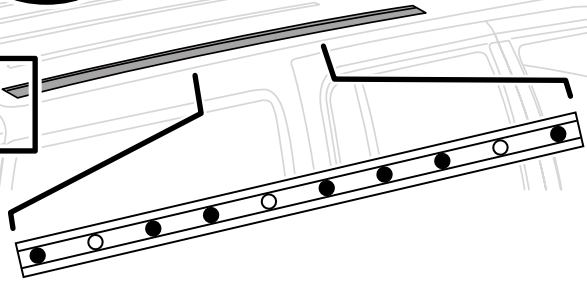


- Position tracks on roof as shown.

WEIGHT LIMIT: 125 lbs. evenly distributed.



- Position track end **5"** from where paint ends above rear liftgate or door of vehicle.



- Drill
- Do Not Drill

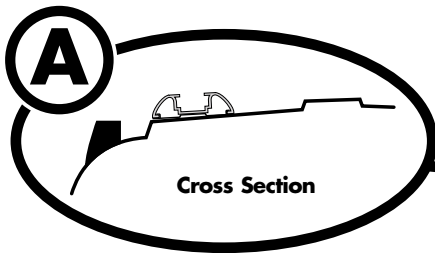


- ONLY drill black holes as shown

1991 - 97

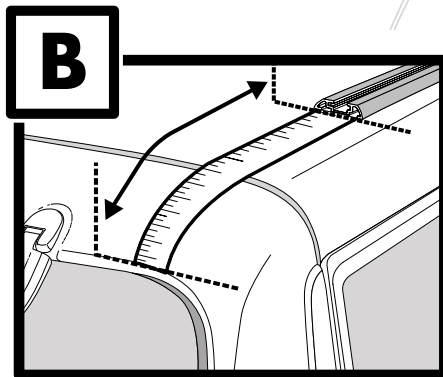
Suzuki Sidekick 4dr

54" Top Track Fits

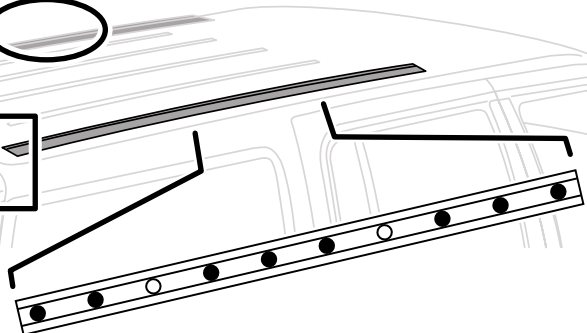


- Position tracks on roof as shown.

WEIGHT LIMIT: 165 lbs. evenly distributed.



- Position track end **12"** from where paint ends above rear liftgate or door of vehicle.



- Drill
- Do Not Drill

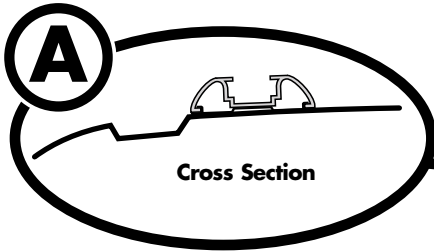


- ONLY drill black holes as shown

1990 - 95

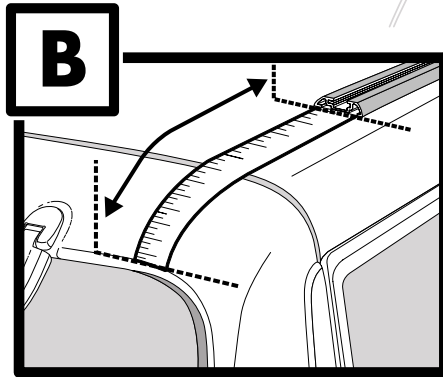
Toyota 4-Runner 4dr

54" Top Track Fits

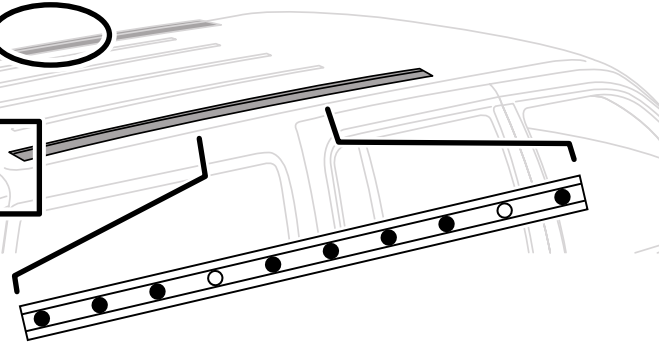


- Position tracks on roof as shown.

WEIGHT LIMIT: 125 lbs. evenly distributed.



- Position track end **5 1/2"** from where paint ends above rear liftgate or door of vehicle.



- Drill
- Do Not Drill

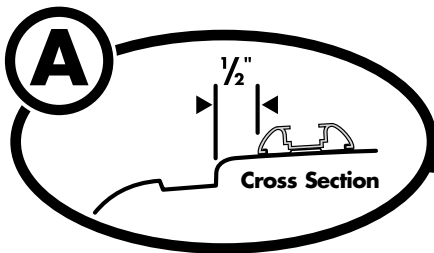


- ONLY drill black holes as shown

1997 - 99

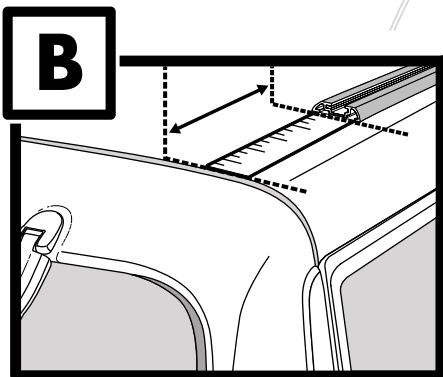
Toyota RAV4 4dr

54" Top Track Fits

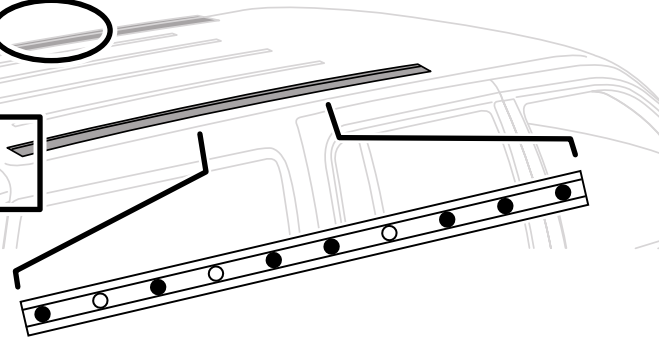


- Position tracks on roof as shown.

WEIGHT LIMIT: 165 lbs. evenly distributed.



- Position track end **5"** from where paint ends above rear liftgate or door of vehicle.



- Drill
- Do Not Drill

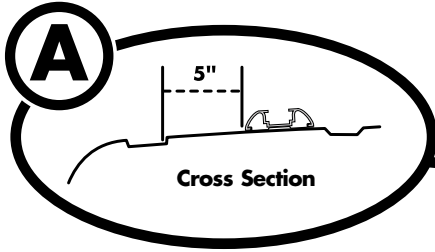


- ONLY drill black holes as shown

1998 - 99

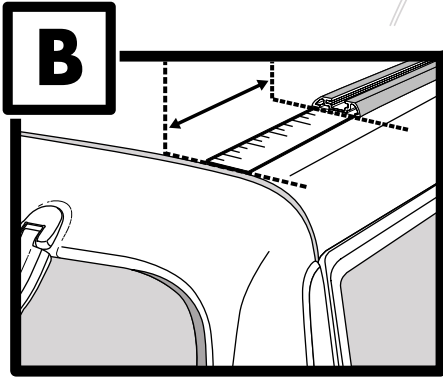
Toyota Sienna (dual sliding doors)

54" Top Track Fits

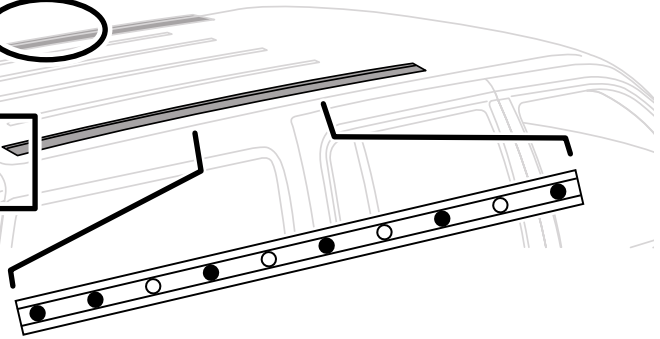


- Position tracks on roof as shown.

WEIGHT LIMIT: 165 lbs. evenly distributed.



- Position track end **20"** from where paint ends above rear liftgate or door of vehicle.



- Drill
- Do Not Drill

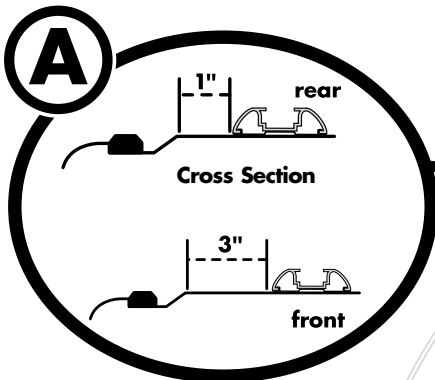


- ONLY drill black holes as shown

1998 - 99

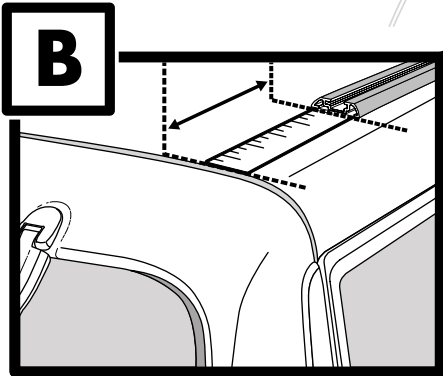
Volvo V70 (Wagon)

54" Top Track Fits

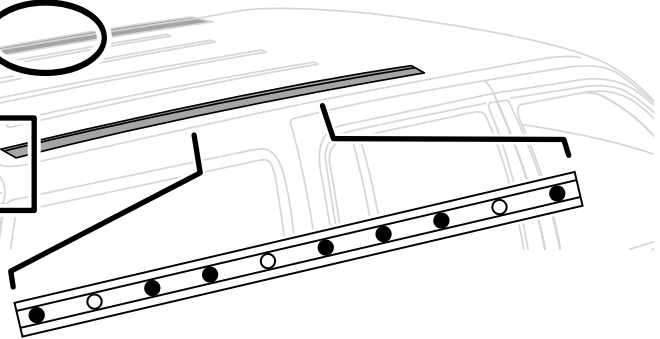


- Position tracks on roof as shown.

WEIGHT LIMIT: 165 lbs. evenly distributed.



- Position track end **10.75"** from where paint ends above rear liftgate or door of vehicle.



- Drill
- Do Not Drill



- ONLY drill black holes as shown