

> Thule & Tepui Rooftop Tent Guidelines

THULE
SWEDEN

The superior design, quality and strength of Thule roof racks make them an ideal system for carrying Tepui Rooftop Tents provided these guidelines are followed.

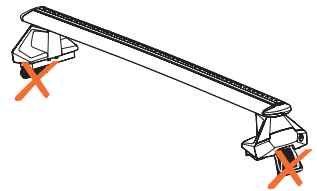
Your vehicle and roof rack must have a minimum dynamic (driving) weight carrying capacity of 165 lbs/75 kg. For tents weighing greater than 165 lbs/75 kg the maximum weight capacity for the rack and vehicle must be equal to or greater than the tent weight.

- Recommended roof rack weight capacities can be found on Thule.com and in the printed Thule Fit Guide. Check your vehicle instruction booklet for information on recommended roof load.
- Thule only recommends Thule Roof Rack systems for Thule Tepui roof top tents. For other brand roof rack applications check vehicle and roof rack owner's manual for maximum weight capacity. Thule cannot guarantee any compatibility of other roof racks and/or their load capabilities.
- Weight capacity of tent in use with people inside the tent (static weight) can exceed the dynamic weight capacity of the rack partially supported by the ladder. The tent's static weight capacity is stated for each tent. As a guideline 3 times the stated roof rack capacity can be used in static mode (roof rack and tent included).



DO NOT use Tepui Tents with any type of Clamp Style roof rack as the high static weight may cause damage to the roof.

- i.e, Thule Traverse or Thule Evo Clamp.

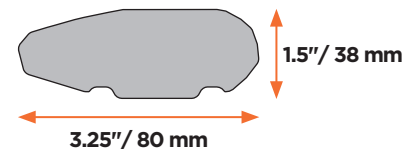


DO NOT use Tepui Tents with any type of Edge roof rack as the high static weight may cause damage to the roof.

- i.e, Thule Evo Edge

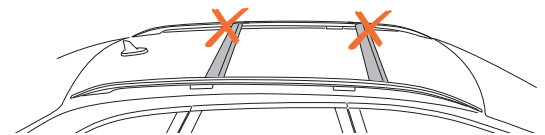
Tepui tents will fit crossbars with a maximum width of 3.25"/80 mm and height of 1.5"/38 mm.

- The included Tepui mounting system will fit the following Thule crossbars: Thule SquareBar Evo, Thule ProBar Evo, Thule AeroBlade, Thule WingBar Evo.
- Adapter available for Thule Xsporter and Thule TracRac bars.



DO NOT use Tepui tents on factory installed crossbars.

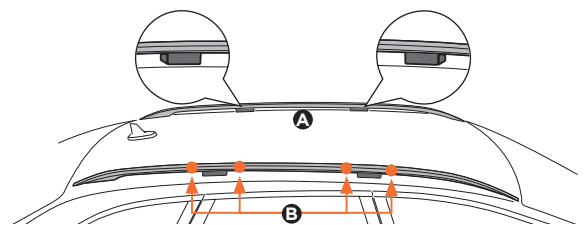
DO NOT use Tepui tents with any type of Slide Bar.



DO NOT use Tepui tents with any type of vehicles with glass roof. Cars with sunroofs may be used but the opening function should not be used.

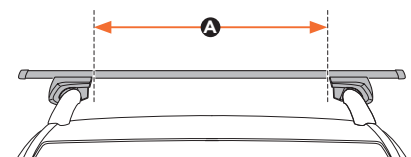
When mounting Tepui tent to vehicles with raised side rails:

- A** Make sure raised rails are structurally supported.
- B** Make sure crossbars are positioned next to supports of raised rails.



Crossbar dimensions:

- Minimum railing distance required is determined by tent model, see tent specifications below:
 - 2 person tent = 25.2"/64 cm
 - 3 person tent = 33.5"/85 cm
 - 4 person tent = 30.7"/78 cm
- A** For roof rack foot spreads greater than 50"/127 cm, Thule AeroBlades, Thule WingBar Evo, Thule ProBar Evo, Thule Xsporter and TracRac bars should be used, not Thule SquareBar Evo.



Discover other roof racks and cargo carriers on our website.