



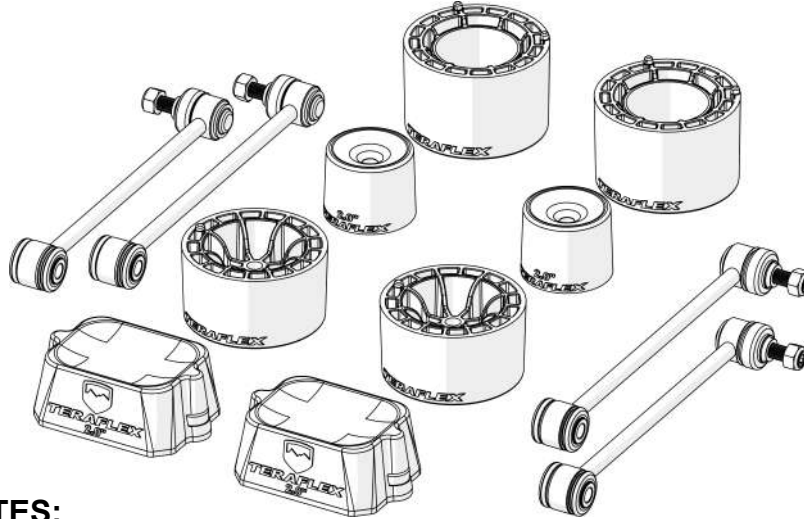
# Jeep JL 2.5" Spacer Lift

Kit #1365200 - Jeep JL Wrangler, 4DR 2.5" Spacer Lift Kit (Sport/Sahara Edition)

Kit #1365300 - Jeep JL Wrangler, 2DR 2.5" Spacer Lift Kit (Sport/Sahara Edition)

Kit #1365210 - Jeep JL Wrangler, 4DR 2.5" Spacer Lift Kit (Rubicon Edition)

Kit #1365310 - Jeep JL Wrangler, 2DR 2.5" Spacer Lift Kit (Rubicon Edition)



## IMPORTANT NOTES:

Prior to beginning this install, or any installation, *read the instructions thoroughly* to familiarize yourself with the required steps. Evaluate if you are experienced and capable to personally perform these modifications. A factory service manual should be used in conjunction with these installation instructions.

This product will change the highway handling characteristics of your vehicle, exercise caution. After altering the suspension it is always advisable to have an alignment done by a competent 4 wheel drive shop or by an alignment shop that is experienced with lifted 4 wheel drive vehicles.

Refer to the parts list to ensure that all necessary components and hardware has been included.

This kit is optimized to run 35" tires. If running 37" tires is desired Bumpstop Spacer Kit #1959300 can be purchased. Refer to page 13 of this guide for more information on the number of Bumpstop Spacers needed for your application.






***When tightening OEM control arm and track bar hardware refer to the torque specs given in the Factory Service Manual.***

## TOOLS NEEDED:


- Factory Service Manual
- Torque Wrench
- Basic Mechanics Tool Set
- Locking Pliers (2 Pairs)

## MAINTENANCE INFORMATION:

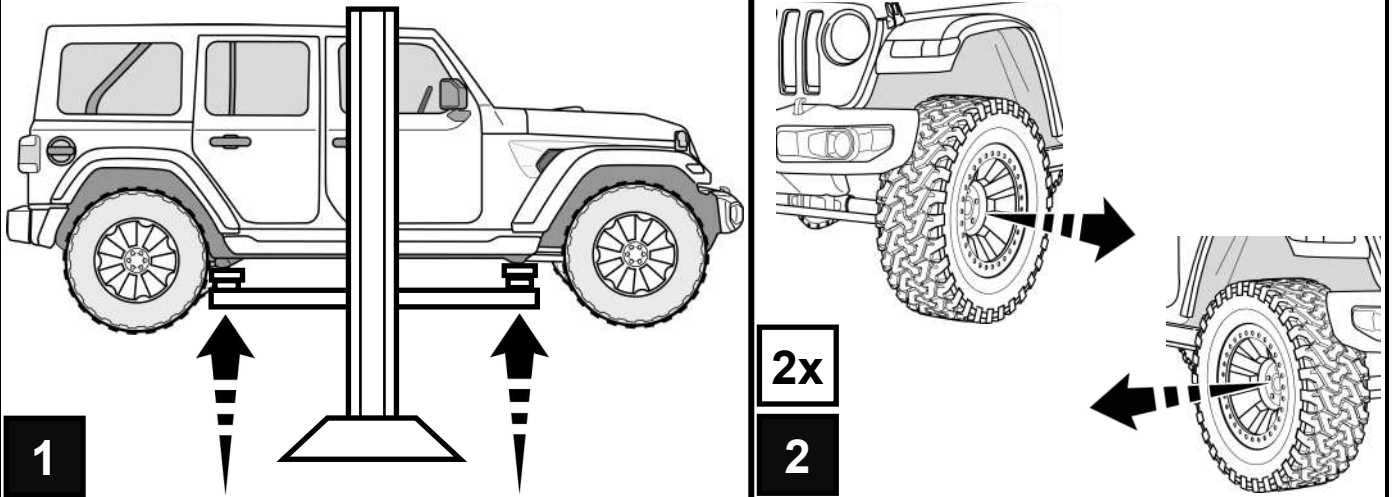
It is the buyer's responsibility to have all suspension, drivetrain, steering, and other components checked for proper tightness and torque after the first 300 miles and every 3000 miles after that.

| Item # | Image                                                                               | Description                               | Part No.      | Sport / Sahara |     | Rubicon |     |
|--------|-------------------------------------------------------------------------------------|-------------------------------------------|---------------|----------------|-----|---------|-----|
|        |                                                                                     |                                           |               | 2DR            | 4DR | 2DR     | 4DR |
| 1      |    | Front Spring Spacer                       | 05-01-109-300 | -              | 2   | -       | 2   |
|        |                                                                                     |                                           | 05-01-109-200 | 2              | -   | 2       | -   |
| 2      |    | Rear Spring Spacer                        | 05-01-209-250 | 2              | 2   | 2       | 2   |
| 3      |    | Front Bumpstops                           | 12-01-109-200 | 2              | 2   | 2       | 2   |
| 4      |    | Rear Bumpstops                            | 12-01-209-200 | 2              | 2   | 2       | 2   |
| 5      |    | Rear Bumpstop Bracket                     | 12-02-209-002 | 2              | 2   | 2       | 2   |
| 6      |    | Rear Bumpstop Mounting Strap              | 12-02-209-001 | 2              | 2   | 2       | 2   |
| 7      |    | Front Bumpstop Spacers                    | 12-02-109-050 | 4              | 4   | -       | -   |
| 8      |    | Rear Bumpstop Spacers                     | 12-02-209-050 | 2              | 2   | -       | -   |
| 9      |    | Front Swaybar Link 10.75"                 | 744500        | 2              | 2   | 2       | 2   |
| 10     |   | Rear Swaybar Link 11.50"                  | 21-01-001-115 | 2              | 2   | 2       | 2   |
| 11     |  | M10 x 1.5 Fuji Nut                        | 23-07-03-001  | 6              | 6   | 6       | 6   |
| 12     |  | M10 x 1.5 x 120mm Hex Cap Screw           | 45-01-003-005 | 2              | 2   | 2       | 2   |
| 13     |  | M10 x 1.5 x 100mm Flat Socket Cap Screw   | 45-04-003-001 | 2              | 2   | 2       | 2   |
| 14     |  | M10 x 1.5 x 50mm Socket Cap Screw         | 45-03-003-001 | 4              | 4   | 4       | 4   |
| 15     |  | M10 x 1.5 x 25mm Button Socket Cap Screw  | 45-05-003-003 | 4              | 4   | 4       | 4   |
| 16     |  | M10 Flat Washer                           | 45-10-003-001 | 2              | 2   | 2       | 2   |
| 17     |  | M10 Lock Washer                           | 45-12-002-001 | 4              | 4   | 4       | 4   |
| 18     |  | M10 Slotted Washer                        | 47-02-001-001 | 2              | 2   | 2       | 2   |
| 19     |  | Nut Wrench Tool                           | 600271        | 1              | 1   | 1       | 1   |
| 20     |  | M12 x 1.75 x 55mm Button Socket Cap Screw | 45-05-003-001 | 2              | 2   | 2       | 2   |
| 21     |  | M12 x 1.75mm Black Fuji Nut               | 23-07-02-002  | 2              | 2   | 2       | 2   |

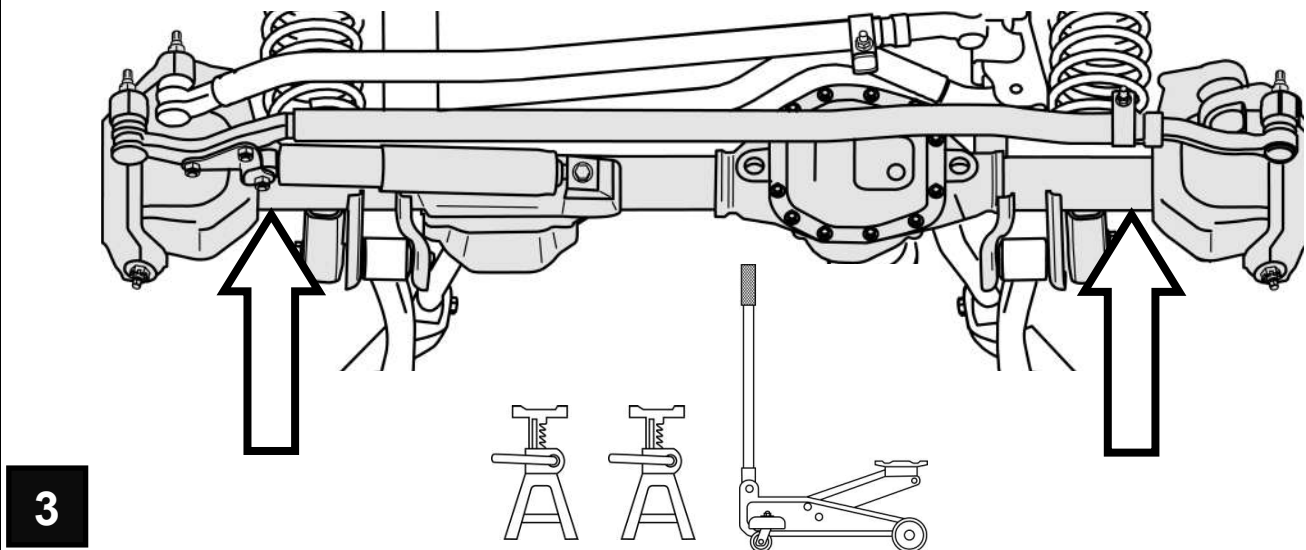
### LIFT AND SUPPORT AT FRAME



### REMOVE TIRES AND WHEELS

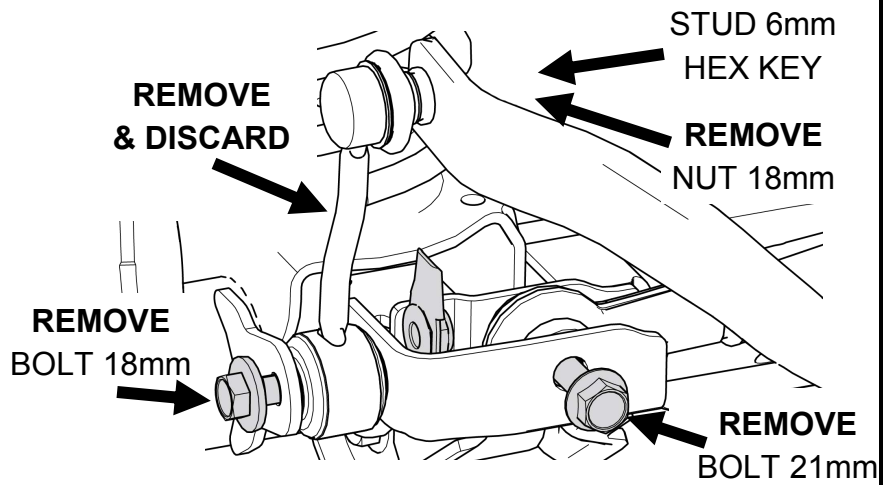
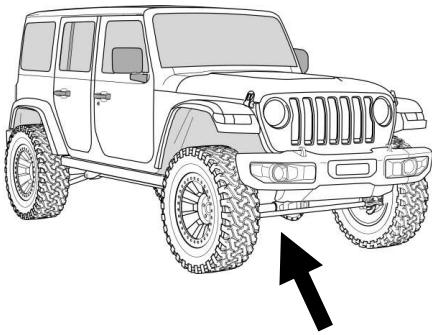


### SUPPORT FRONT AXLE

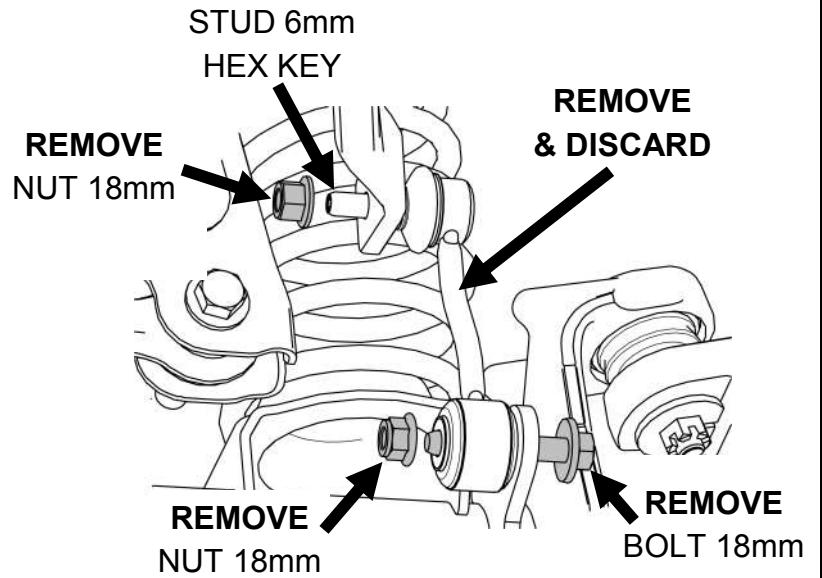
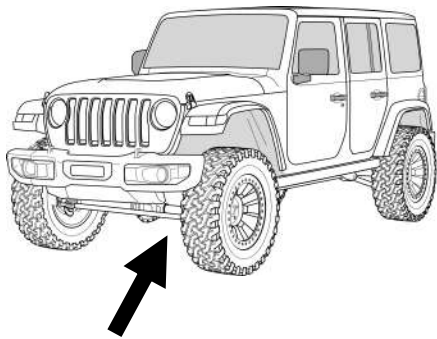


3

**REMOVE SWAY BAR LINK & REMOVE TRACK BAR AT AXLE**

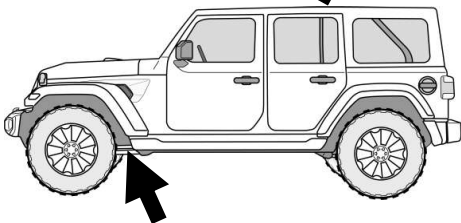
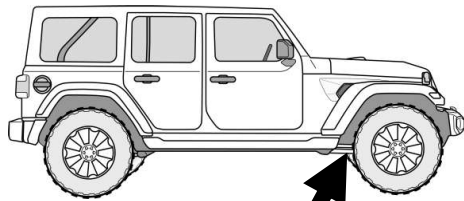


**4**



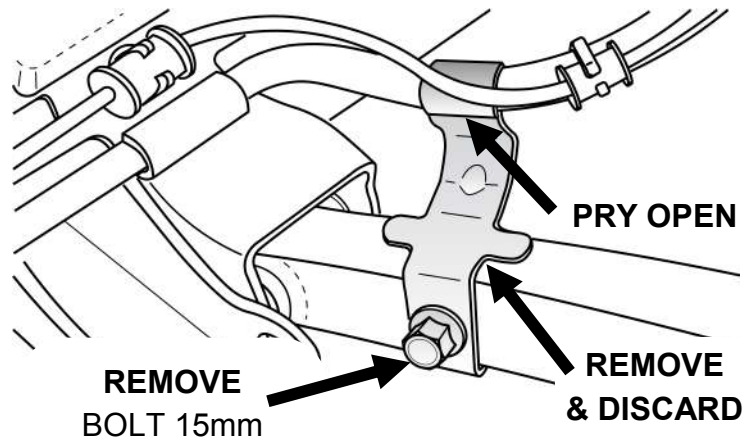
**5**

**REMOVE AND DISCARD BRAKE LINE BRACKETS FROM LOWER CONTROL ARMS**

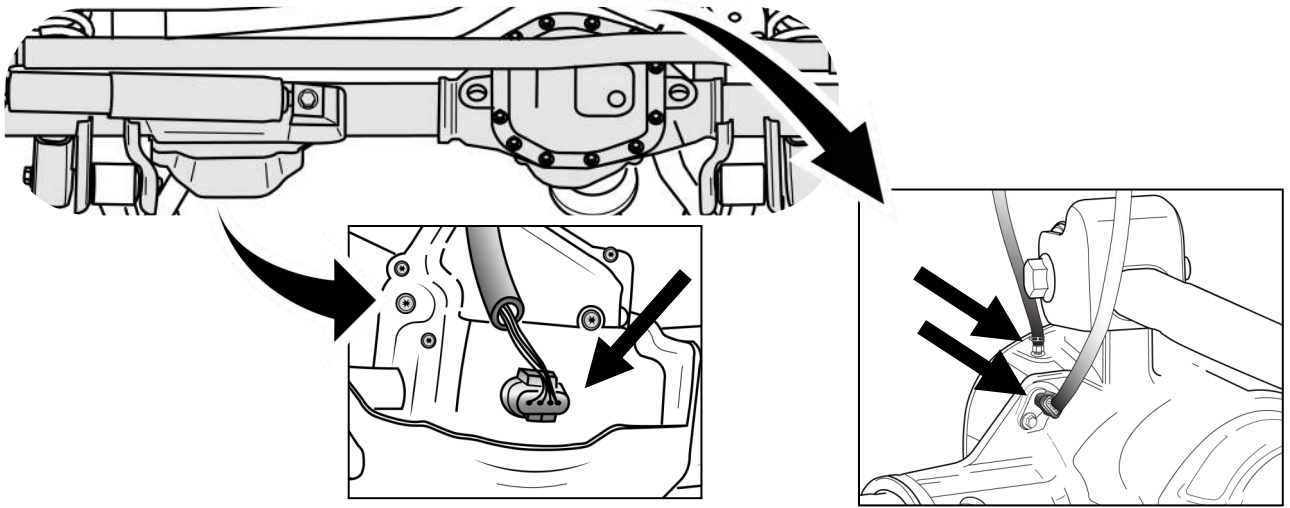


**2x**

**6**



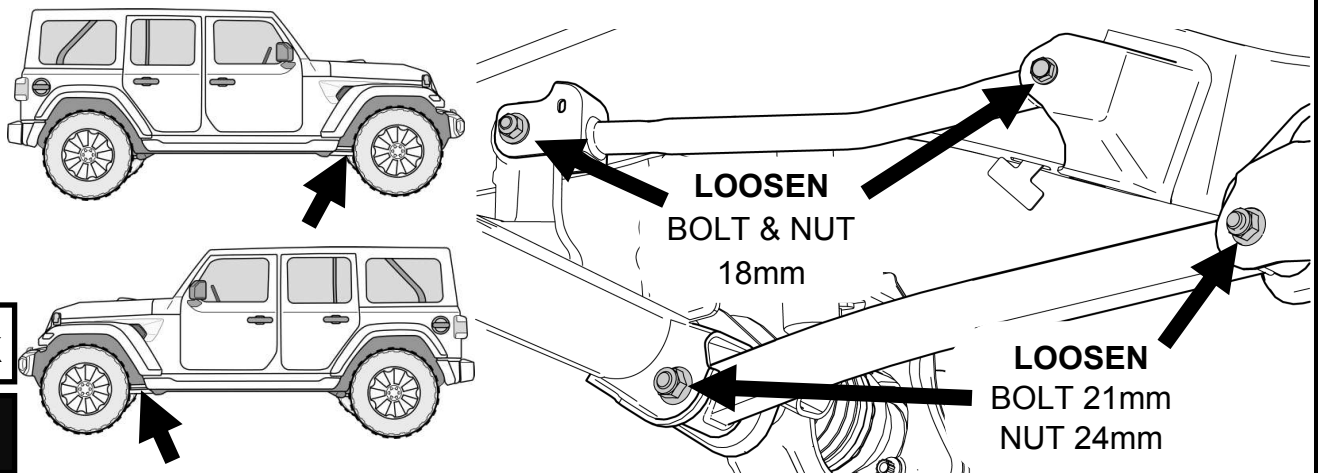
**DISCONNECT ACTUATORS AND VENT HOSE AT THE FRONT AXLE**



**7**

**LOOSEN FRONT CONTROL ARM BOLTS**

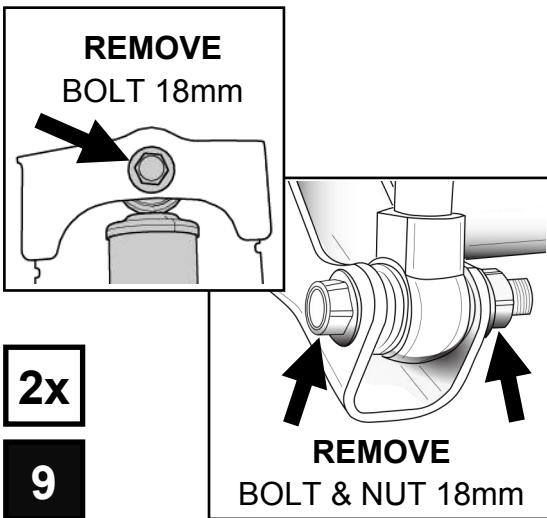
**NOTE: DO NOT REMOVE THE CONTROL ARM BOLTS**



**2x**

**8**

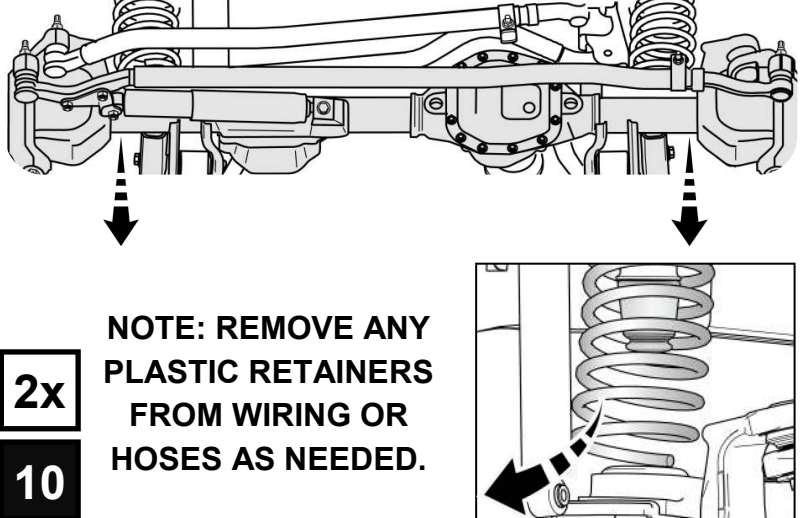
**REMOVE SHOCKS**



**2x**

**9**

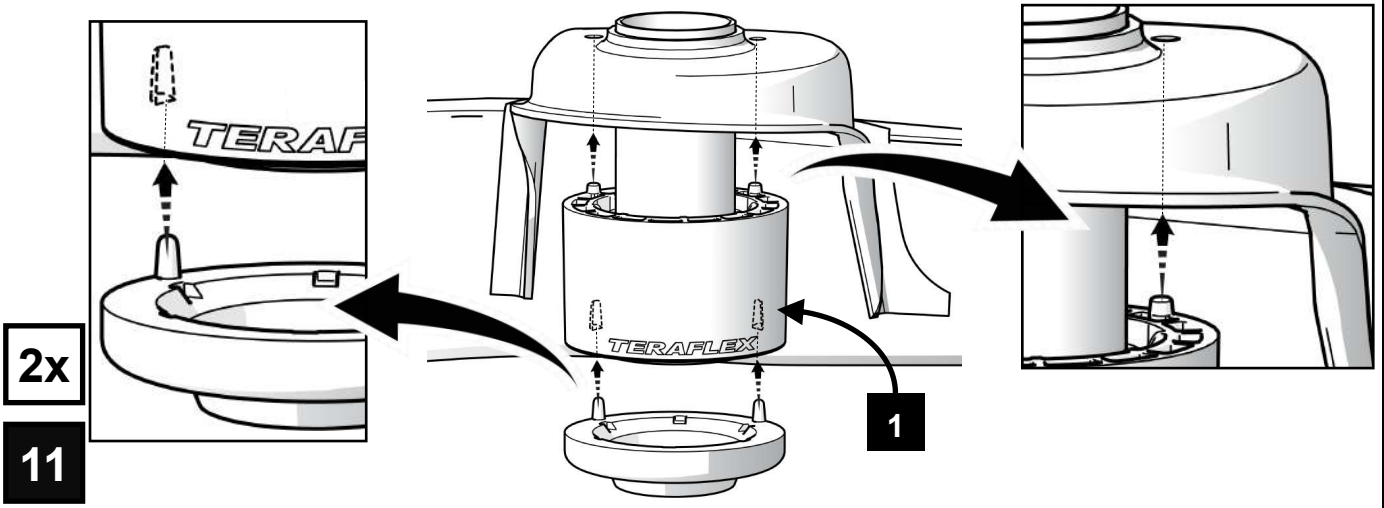
**LOWER AXLE & REMOVE SPRINGS**



**2x**

**10**

**INSTALL SPRING SPACER AND FACTORY SPRING ISOLATOR ONTO JOUNCE TUBES**

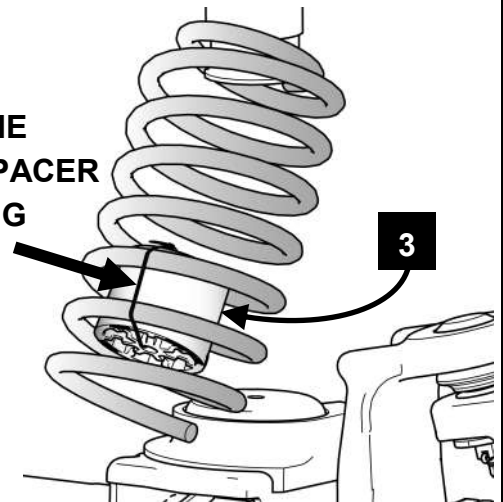


**REINSTALL THE SPRINGS WITH LOWER BUMPSTOP SPACER INSIDE**

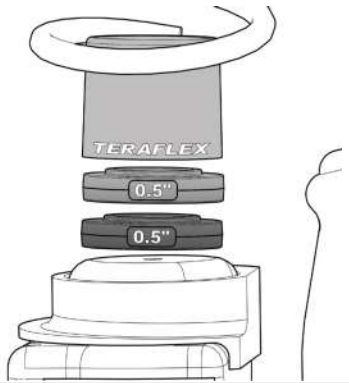
**NOTE: IF INSTALLING FALCON JOUNCE BUMPERS REFER TO INSTRUCTION #999308 BEFORE INSTALLING SPRINGS**



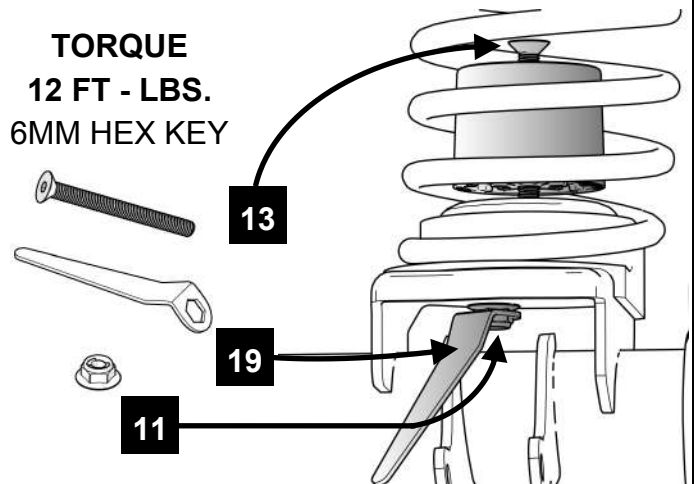
**TIP: ZIP TIE BUMPSTOP SPACER TO SPRING**



**NOTE: REFER TO PAGE 14 FOR BUMPSTOP SPACER GUIDE**

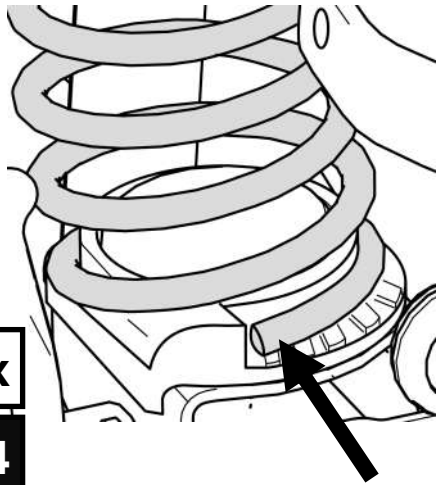


**TORQUE 12 FT - LBS. 6MM HEX KEY**





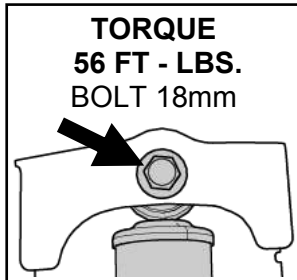
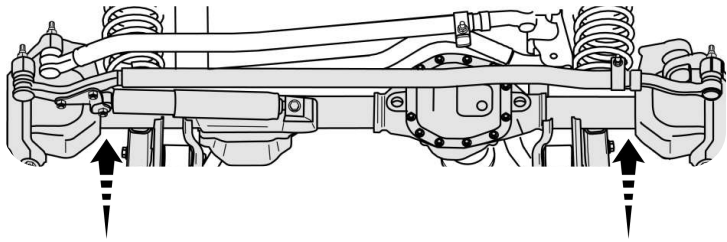
**SEAT SPRINGS INTO LOWER SPRING ISOLATOR**



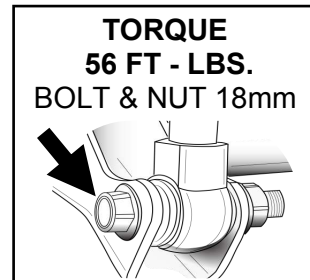
**2x**

**14**

**RAISE AXLE & INSTALL REPLACEMENT SHOCKS**

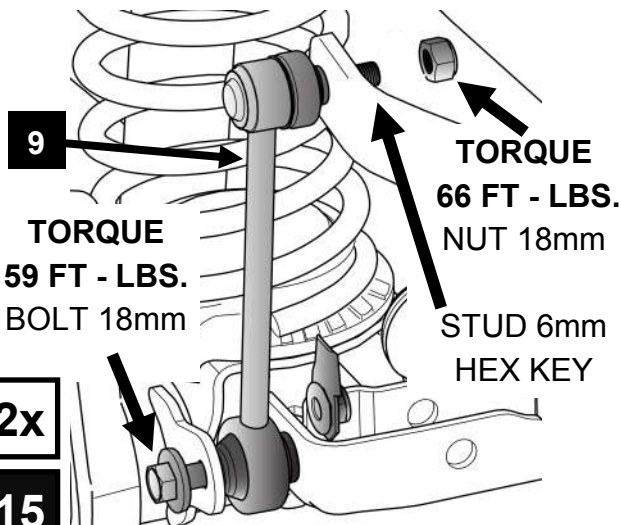


**TORQUE**  
**56 FT - LBS.**  
**BOLT 18mm**



**TORQUE**  
**56 FT - LBS.**  
**BOLT & NUT 18mm**

**INSTALL NEW SWAY BAR LINKS**



**9**

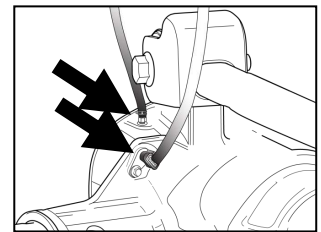
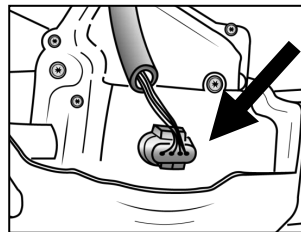
**TORQUE**  
**59 FT - LBS.**  
**BOLT 18mm**

**TORQUE**  
**66 FT - LBS.**  
**NUT 18mm**  
**STUD 6mm**  
**HEX KEY**

**2x**

**15**

**RECONNECT ACTUATORS AND VENT HOSE TO FRONT AXLE**

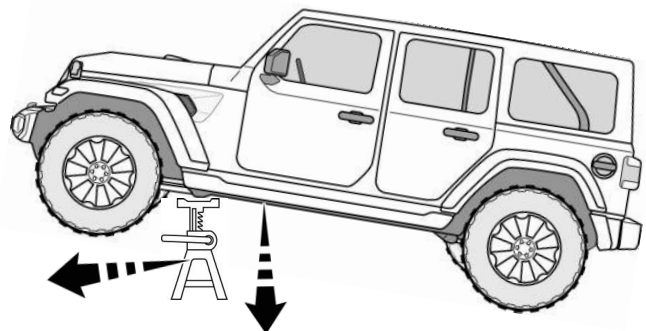
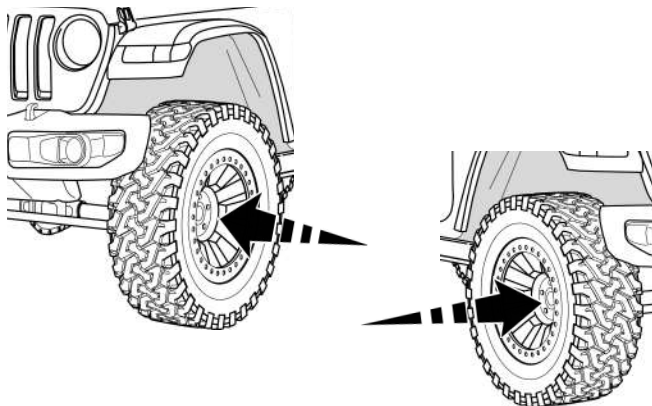


**RECONNECT PLASTIC RETAINERS FROM WIRING OR HOSES AS NEEDED**


**NOTE: DO NOT TIGHTEN THE CONTROL ARM BOLTS UNTIL THE JEEP IS ON THE GROUND**

**16**

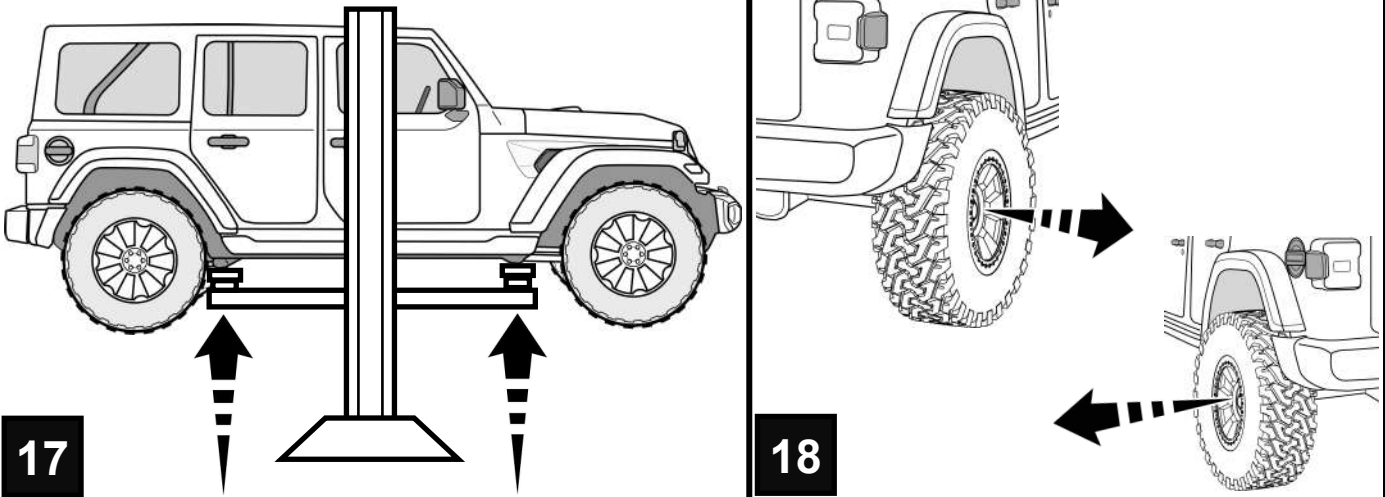
**NOTE: IF ONLY FRONT OF JEEP WAS LIFTED REINSTALL TIRES & WHEELS AND LOWER JEEP BACK TO THE GROUND BEFORE LIFTING THE REAR**



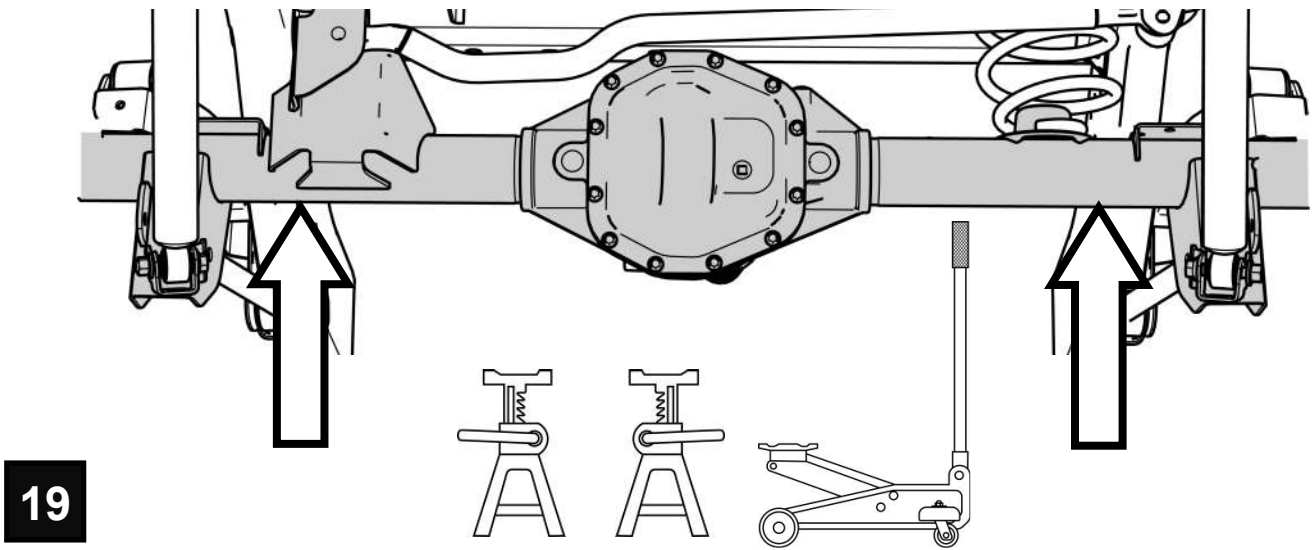
### LIFT AND SUPPORT AT FRAME



### REMOVE TIRES AND WHEELS

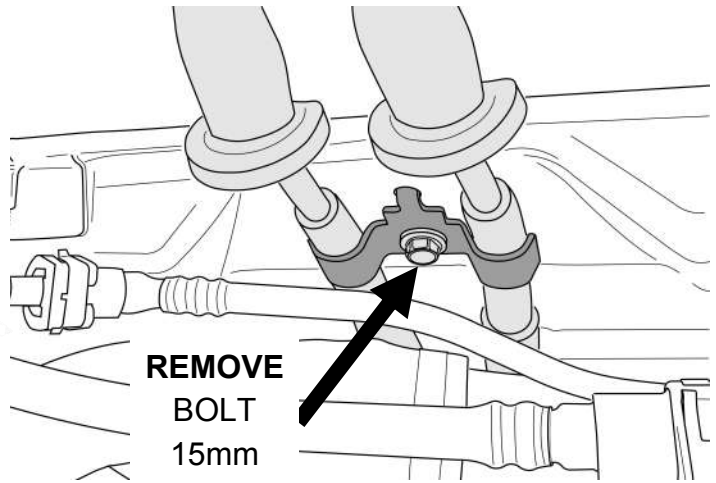



### SUPPORT REAR AXLE



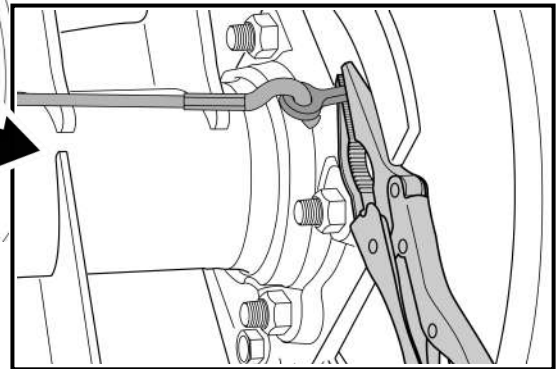
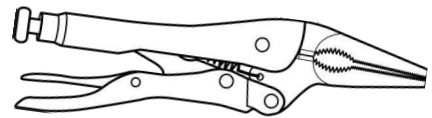
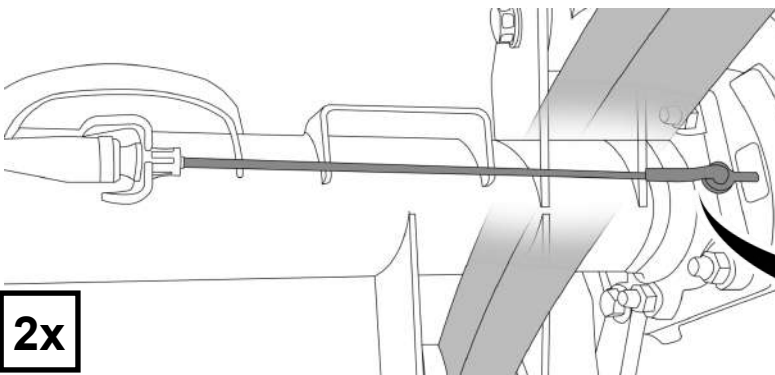


**REMOVE E-BRAKE CABLE BRACKET AND DISCARD**



**20**

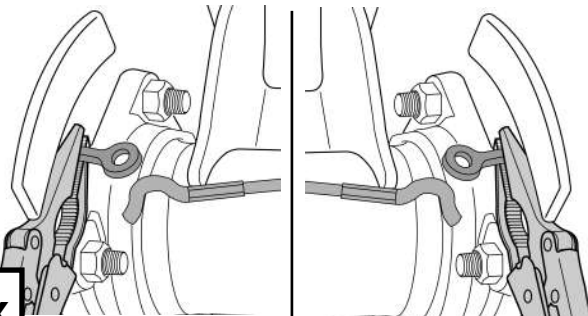
**SET E-BRAKE AND CLAMP BOTH E-BRAKE EYELETS AGAINST BACKING PLATES WITH LOCKING PLIERS**



**2x**

**21**

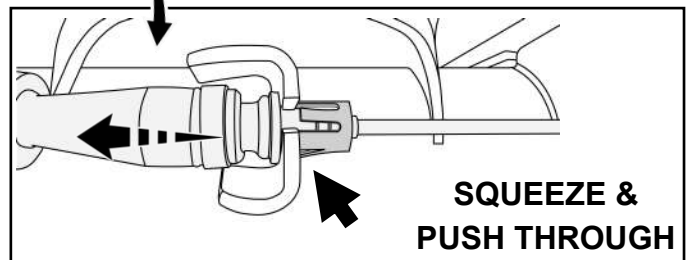
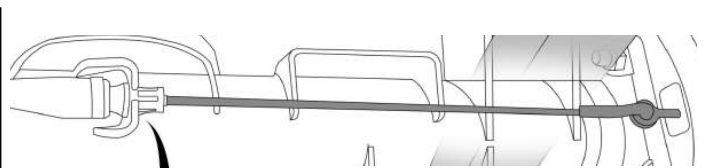
**RELEASE E-BRAKE AND DISCONNECT CABLES FROM BOTH EYELETS AND AXLE BRACKETS**



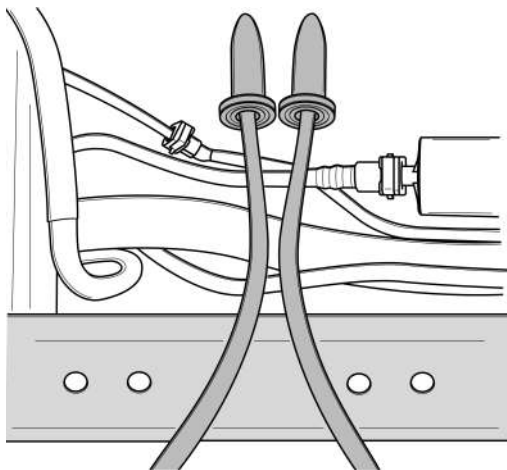
**2x**

**22**

**NOTE: DO NOT REMOVE LOCKING PLIERS FROM E-BRAKE EYELET**

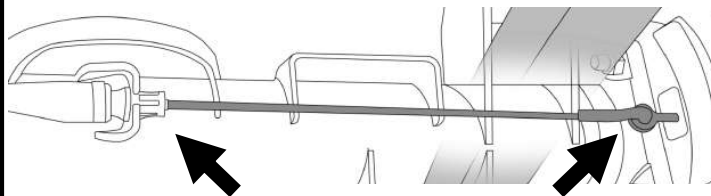


**REROUTE E-BRAKE CABLES UNDER CROSS MEMBER AND FUEL LINES.**



**23**

**RECONNECT E-BRAKE CABLES TO THE AXLE BRACKETS AND THEN THE E-BRAKE EYELETS.**

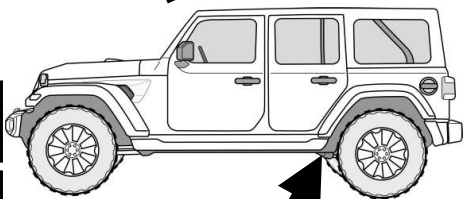
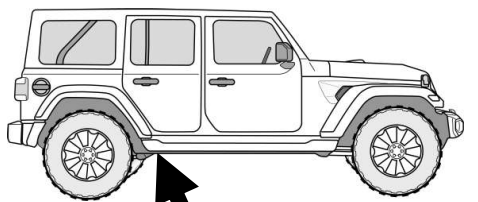


**2x**

**24**

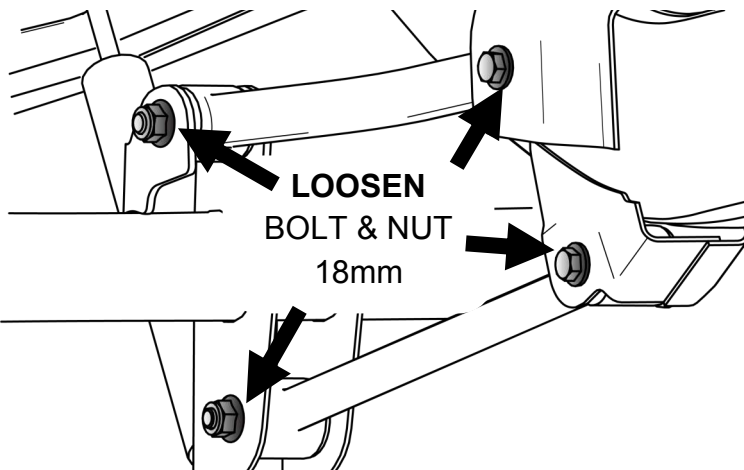
**REMOVE CLAMPS FROM E-BRAKE EYELET**

**LOOSEN REAR CONTROL ARM BOLTS  
DO NOT REMOVE THE CONTROL ARM BOLTS**

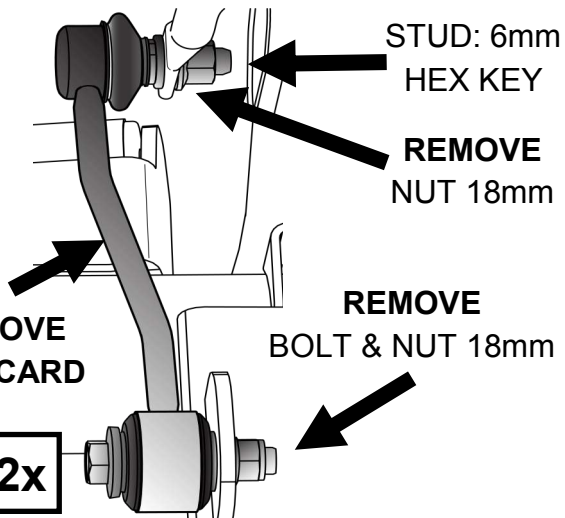


**2x**

**25**

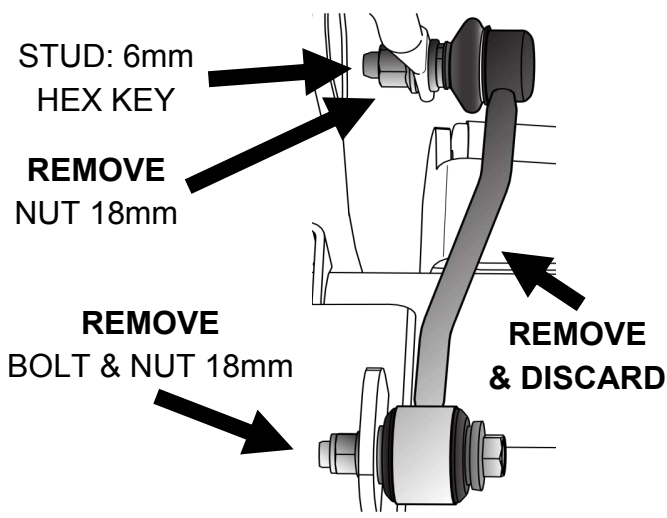


**REMOVE SWAY BAR LINKS**

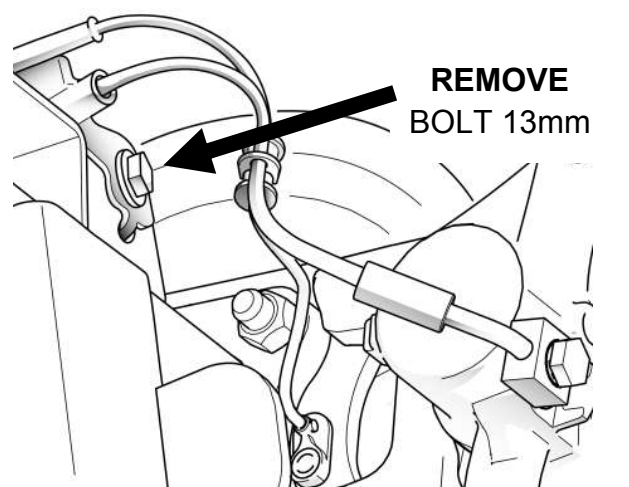
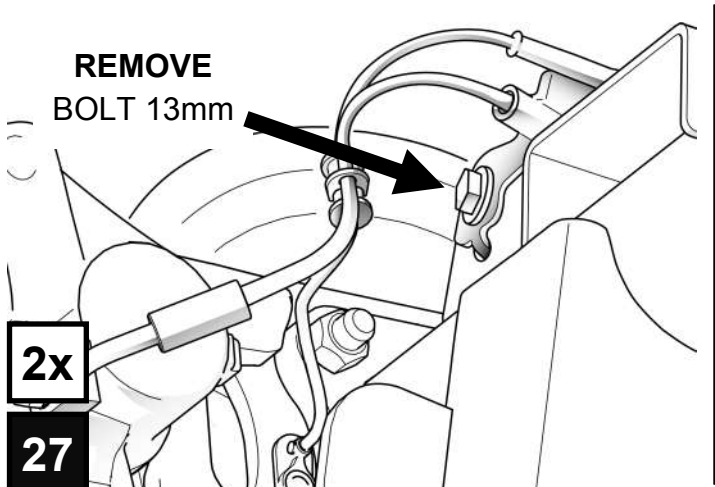


**26**

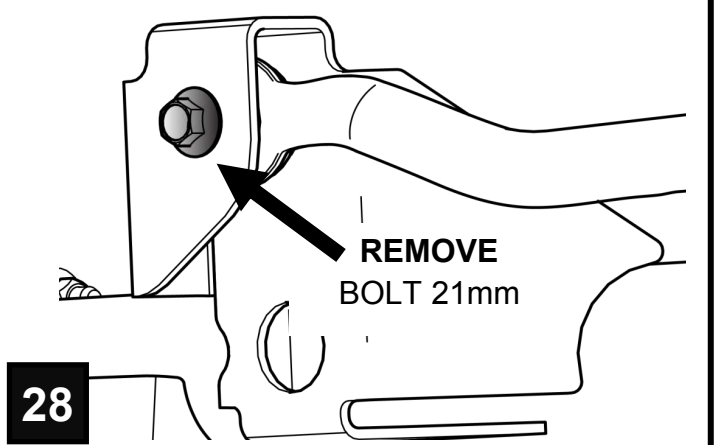
**2x**



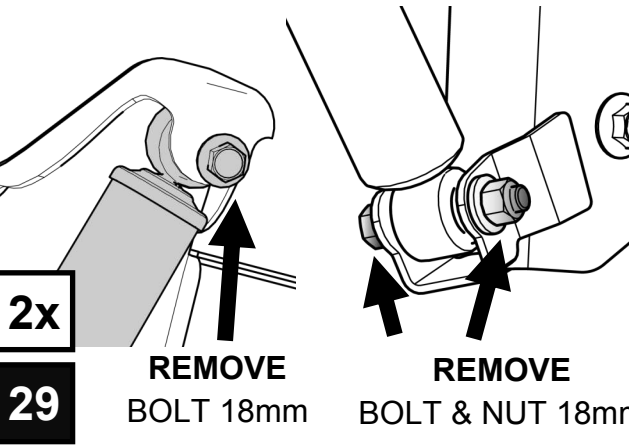
**REMOVE BRAKE LINE BRACKETS FROM AXLE**



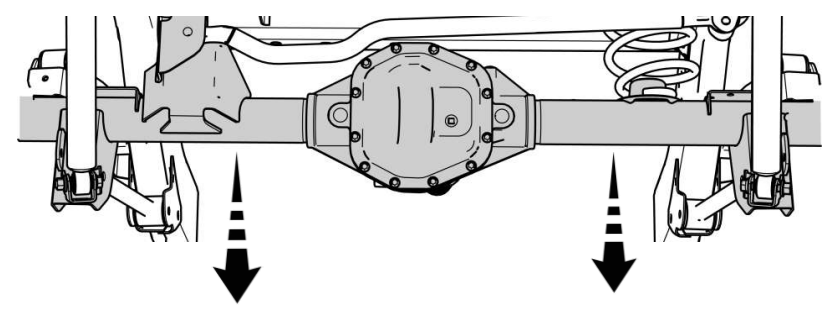
**REMOVE THE TRACK BAR FROM THE AXLE**



**REMOVE THE REAR SHOCKS**

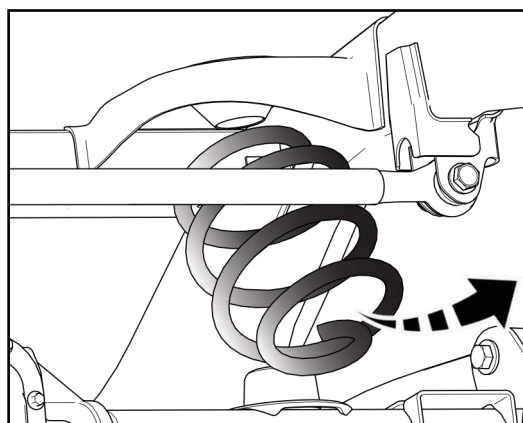


**LOWER AXLE AND REMOVE THE SPRINGS**

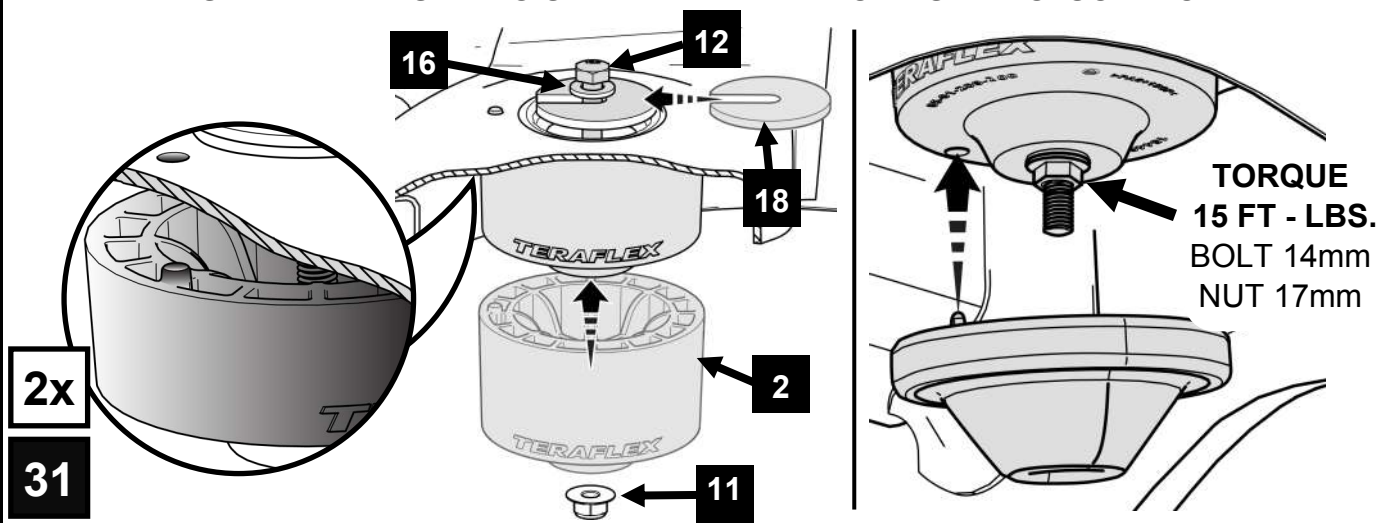


**2x**  
**30**

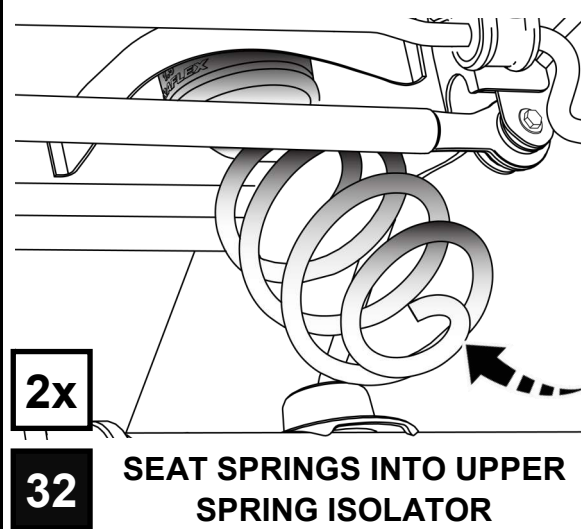
**NOTE: REMOVE ANY PLASTIC RETAINERS FROM WIRING OR HOSES AS NEEDED.**



**INSTALL REAR SPRING SPACER AND FACTORY SPRING ISOLATOR**

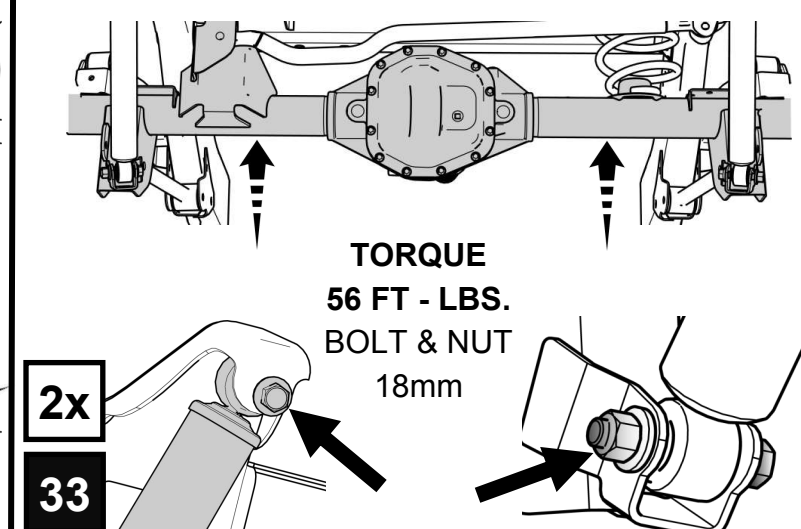


**REINSTALL REAR SPRINGS**



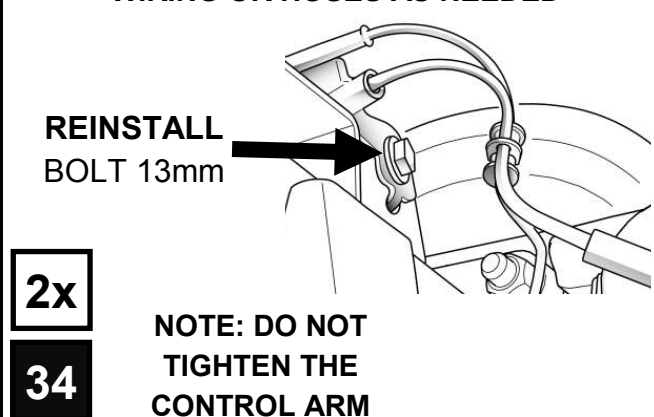
**SEAT SPRINGS INTO UPPER SPRING ISOLATOR**

**RAISE AXLE & INSTALL REPLACEMENT SHOCKS**

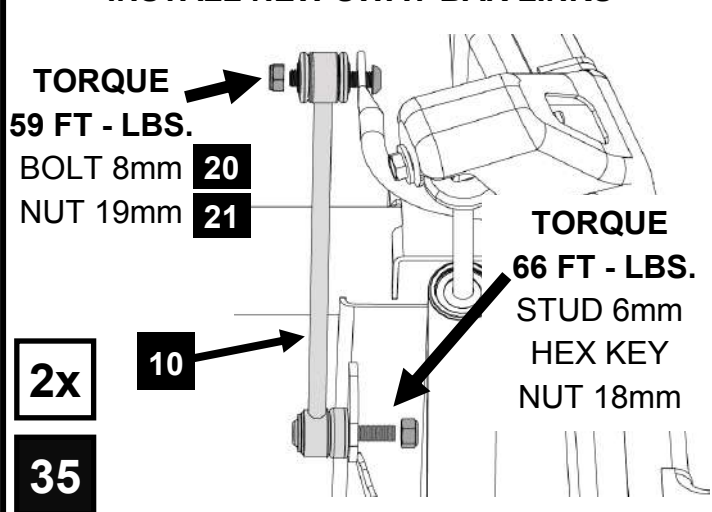


**REINSTALL BRAKE LINE BRACKETS**

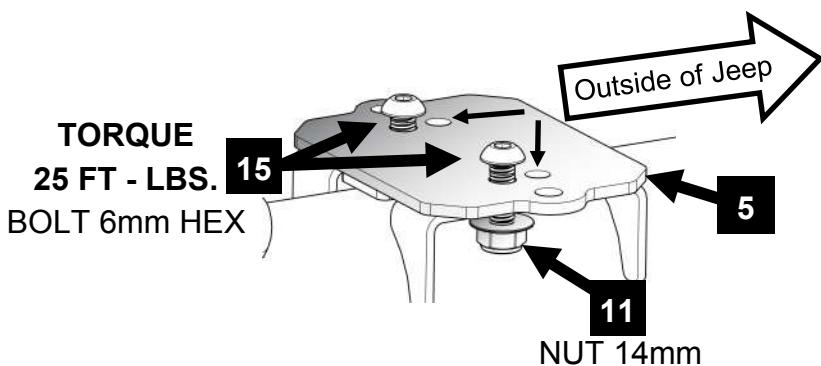
**RECONNECT PLASTIC RETAINERS FROM WIRING OR HOSES AS NEEDED**



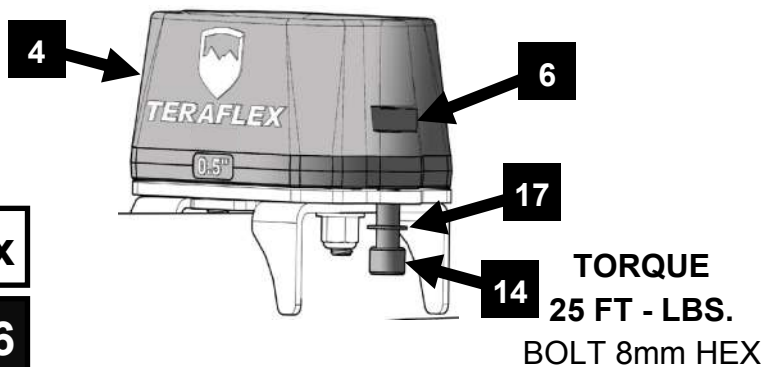
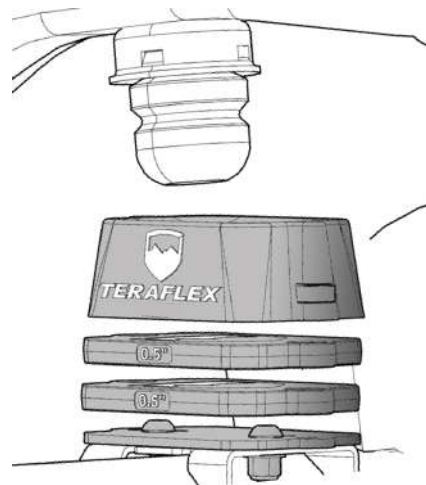
**INSTALL NEW SWAY BAR LINKS**



**INSTALL BUMPSTOP TOP SPACER ONTO AXLE**



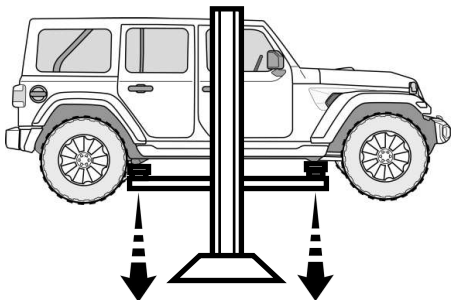
**NOTE: REFER TO PAGE 14 FOR BUMPSTOP SPACER GUIDE**



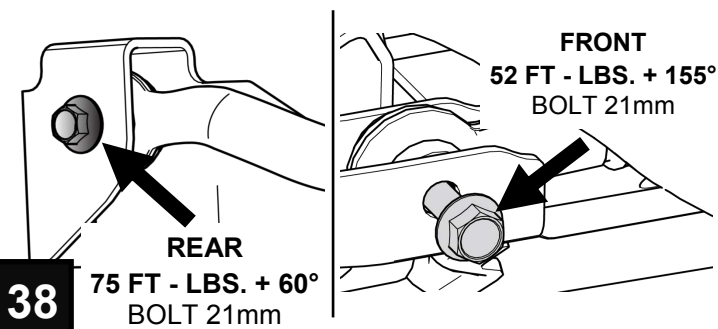
**2x**

**36**

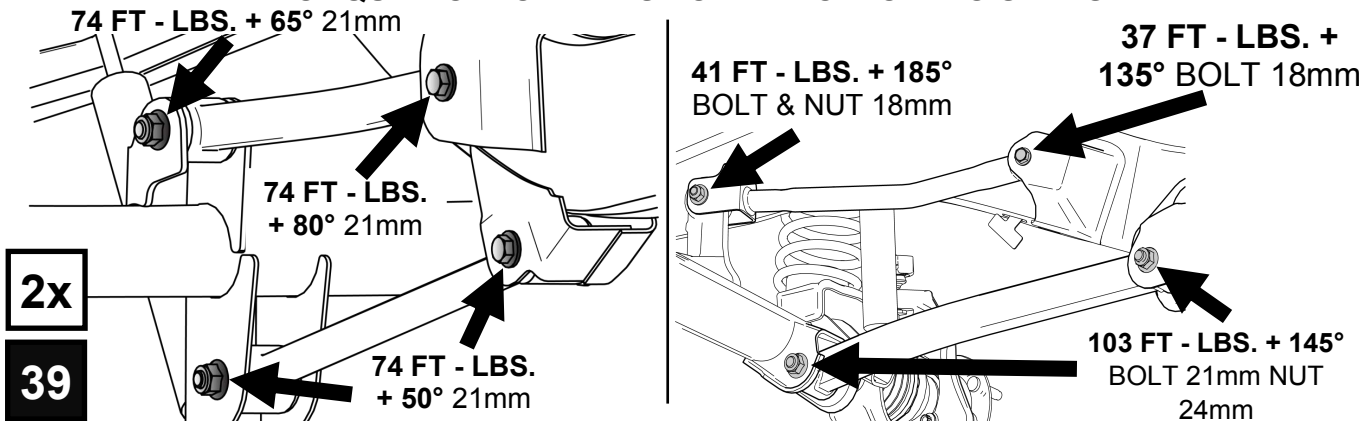
**REINSTALL TIRES AND WHEELS AND LOWER JEEP TO GROUND**



**REINSTALL TRACK BARS AND TORQUE TO THE FOLLOWING SPECS**



**TORQUE CONTROL ARMS TO THE FOLLOWING SPECS**





# JL Tire Clearance Guide (FACTORY FENDERS)

By limiting suspension up travel, TeraFlex Bump Stops allow the use of larger tires while keeping the factory fenders.

JL Rubicon models feature high-clearance fenders that allow for more up travel, while the lower-clearance fenders on JL Sport and Sahara restricts tire size due to fender rubbing.

In order to address these fender differences, TeraFlex designed a proprietary modular bump stop system, which can be adapted to fit several different lift height and tire size configurations.

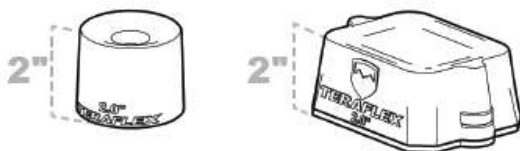
In addition to the main 2" bump stop spacers, this system includes multiple 0.5" interlocking spacers that can be added to fine tune bump stop height to limit suspension up travel.

JL RUBICON

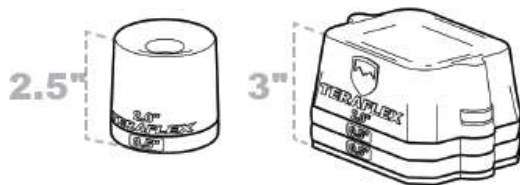
## JL Rubicon with Factory Fenders:

*See Notes: Not all Tires Measure the Same*

- 33" - No Bump Stops
- 35" - 2" Front & 2" Rear Bump Stops



- 37" - 2.5" Front & 3" Rear Bump Stops

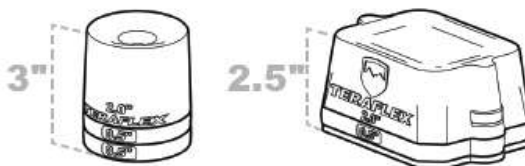


JL SPORT/SAHARA

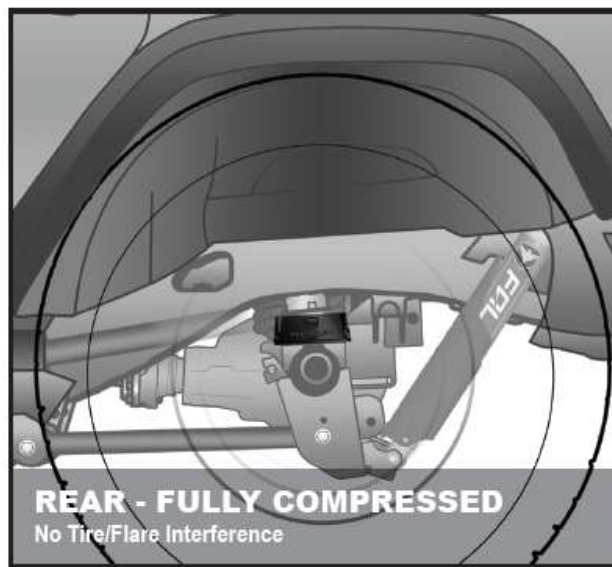
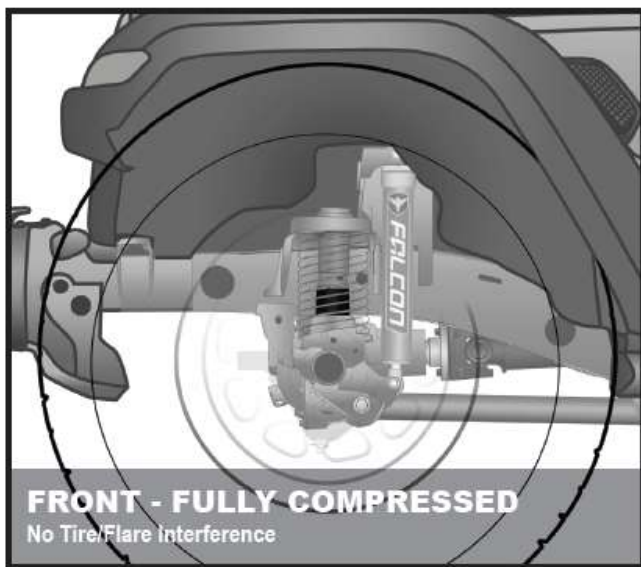
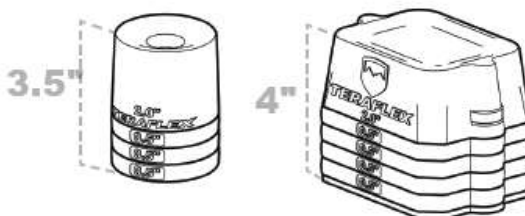
## JL Sport/Sahara with Factory Fenders:

*See Notes: Not all Tires Measure the Same*

- 33" - No Bump Stops
- 35" - 3" Front & 2.5" Rear Bump Stops



- 37" - 3.5" Front & 4" Rear Bump Stops



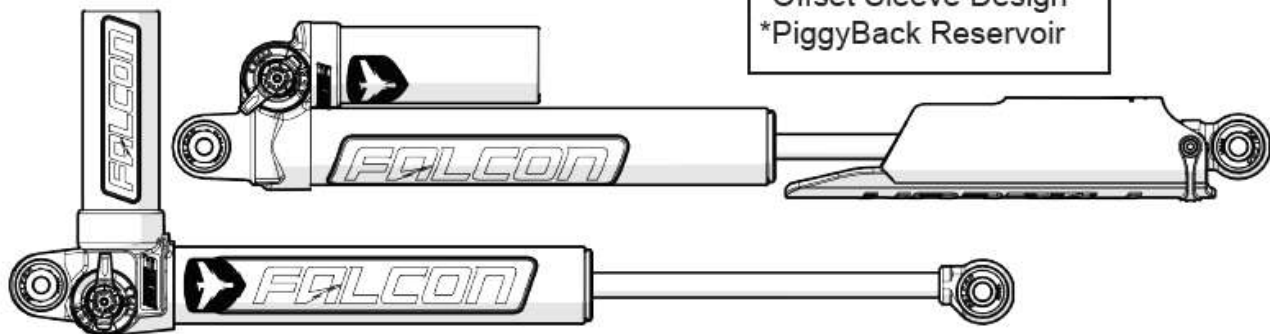
JL/JLU Strike Pad Shim (Front & Rear) 1959300 \$59.99

## 2-4 Inch Shock Options

### JL Falcon Adjustable PiggyBack Shocks

- 4 Door Series 3.3, 11-01-33-400-200-3
- 2 Door Series 3.3, 10-01-33-400-200-3

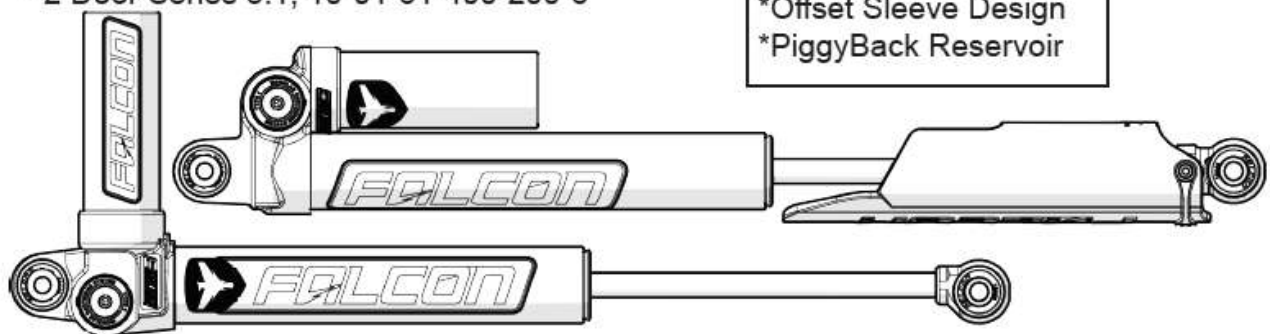
- \*Fast Adjust Knob
- \*High Flow Oil Channel
- \*Offset Sleeve Design
- \*PiggyBack Reservoir



### JL Falcon PiggyBack Shocks

- 4 Door Series 3.1, 11-01-31-400-200-3
- 2 Door Series 3.1, 10-01-31-400-200-3

- \*Series 3.3 Upgradable
- \*High Flow Oil Channel
- \*Offset Sleeve Design
- \*PiggyBack Reservoir



### JL Falcon Monotube Shocks

- 4 Door Series 2.1, 11-01-21-400-200-3
- 2 Door Series 2.1, 10-01-21-400-200-3

- \*Oil Gas Separator
- \*3/4" Chrome Shaft
- \*Offset Sleeve Design
- \*JL Specific Shock

