

# T-REX Billet Grilles

## 54197

08-13 CADILLAC

CTS

## 54197

08-13 CADILLAC

CTS

### **UPPER CLASS SERIES MESH GRILLE**

#### **Tools Required:**

Phillips & Slotted Screw Drivers  
7mm, 8mm & 10mm Socket

#### **Parts List:**


1	Upper Class Grille	2	#10 Washers
1	Top Plate	2	10-32 Nylon Lock Nuts
4	6-32 Nylon Lock Nuts	2	10-32x1" Countersunk Cap Screws
1	Logo Plate	2	Custom Brackets
2	Push in Clips		

### **Read and understand instructions before attempting installation**

**Before installing the grille; place the top plate onto the top four studs. Place the nylon lock nuts onto the studs. Center the top plate with the grille edges and tighten. Place the Cadillac symbol into the recessed grille center. From the front side; place the cap screws through the plate. From behind, place a washer and lock nuts. Tighten the hardware.**



### **Step 1**

Remove the rubber hood seal on the front side of the motor cover. Unscrew the plastic clips and remove the plastic cover over the grille. Remove the two 10mm bolts along the top of the grille going into the core support [1]. In each side of the grille top there are two pop out clips; remove both. After removing the clips this should allow you to gain access to the rear of the grille. There are three clips that need to be un-clipped on each side [2]. Push the center bottom of grille towards the core support and pull the top outward to release the grille center [3]. Set the center aside.



## **Step 2**

Place the custom brackets between the bumper top and foam backing [4]. Locate your new mesh insert. Center the grille into the grille opening. The bottom tabs should slide into the slots on the lower edge of the bumper [5]. Tuck the outside tabs on the outside of grille; behind the factory bumper plastic [6]. Place a pop clip through the plastic and top plate of grille. Place the stock 10mm bolts through the grille and into the core support.



## **Step 3**

Replace the stock plastic motor plates using the factory pop clips. Place the seal back around the plastic motor covers.

***Thank you for purchasing a T-Rex billet grille. 06/24/08***