

ALL PARTS ARE TO BE INSTALLED BY A CERTIFIED ASE TECHNICIAN



2007-2009 Mercedes-Benz GL320

2010-2012 Mercedes-Benz GL350

2007-2012 Mercedes-Benz GL450

2008-2012 Mercedes-Benz GL550

Airmatic Front Suspension Air to
Coil Spring and Strut Conversion Kit

129M-31-F



Before you begin the removal or installation, please read all or the instructions thoroughly!
The warranty will be void if instructions are not followed exactly. Do not work under a vehicle supported by a jack.
Always support the vehicle safety standards.

1. Remove Relay From Driver Side Fuse Box




2. Remove Air Line From Strut Top



3. Remove Brass Fitting From Air Line By First Opening the Collett and Sliding Off



4. Remove Top Mounting Nuts





BEFORE YOU BEGIN THE REMOVAL OR INSTALLATION, PLEASE READ ALL OF THE INSTRUCTIONS THOROUGHLY!

THE WARRANTY WILL BE VOID IF INSTRUCTIONS ARE NOT FOLLOWED EXACTLY. DO NOT WORK UNDER A VEHICLE SUPPORTED BY A JACK.

ALWAYS SUPPORT THE VEHICLE ON SAFETY STANDS.


5. Lift Vehicle and Remove Tire



6. Remove Retaining Nut and Disconnect Wire to Strut if ADS is Installed



7. Remove Bolt to Sway Bar Link





BEFORE YOU BEGIN THE REMOVAL OR INSTALLATION, PLEASE READ ALL OF THE INSTRUCTIONS THOROUGHLY!


THE WARRANTY WILL BE VOID IF INSTRUCTIONS ARE NOT FOLLOWED EXACTLY. DO NOT WORK UNDER A VEHICLE SUPPORTED BY A JACK.

ALWAYS SUPPORT THE VEHICLE ON SAFETY STANDS.


7. Disconnect Arm From Upper Joint



8. Remove Sway Bar Link



9. Use Jack to Take Pressure Off of Lower Arm. Remove Lower Strut Mount Bolt



10. Remove Strut



11. Install In Reverse Order.

Deactivation of Ride Light Warning

Option 1

Deactivating “visit workshop” message should be performed by a Mercedes specialist using the Mercedes star diagnostic tool to change the Suspension ECU settings from air springs to steel springs.

Option 2

1. Plug air lines and secure them.
2. Disconnect the ride level sensor arm between the sensor and control arm (one each side).
3. Zip tie the sensors lever at a 90 degree angle.

