

ALL PARTS ARE TO BE INSTALLED BY A CERTIFIED ASE TECHNICIAN



2007-2009 Mercedes-Benz R320

2006-2013 Mercedes-Benz R350

2006-2008 Mercedes-Benz R500

2007 Mercedes-Benz R63 AMG

Airmatic Suspension Air Springs Rear

128M-15-R

Installation Guide

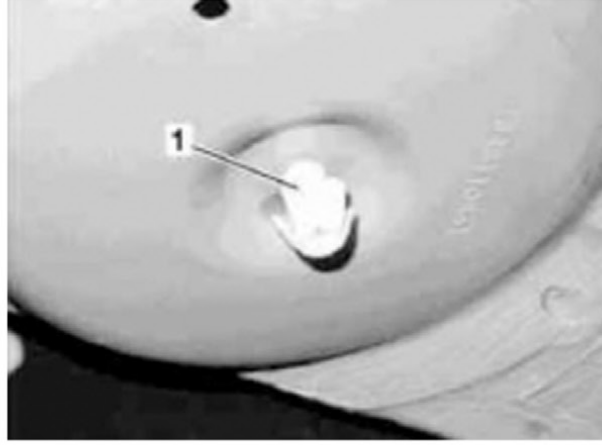



BEFORE YOU BEGIN THE REMOVAL OR INSTALLATION, PLEASE READ ALL OF THE INSTRUCTIONS THOROUGHLY!

THE WARRANTY WILL BE VOID IF INSTRUCTIONS ARE NOT FOLLOWED EXACTLY. DO NOT WORK UNDER A VEHICLE SUPPORTED BY A JACK.


ALWAYS SUPPORT THE VEHICLE ON SAFETY STANDS.

1. Raise vehicle on lifting platform.



2. Unscrew threaded connection for compressed air line of suspension (#5) from the air spring (#3).

3. Carefully pull air spring (#3) downwards at its upper plastic frame (Arrows B) until the air spring (#3) detaches from the retaining clip (#1),



4. Carefully push the air spring (#3) together upwards (Arrow C), in the process press the air spring centering (#4) from below out of the lower transverse control arm (#6).

5. Install new retaining clip (#1) on the body.

6. Install in reverse order.