

ALL PARTS ARE TO BE INSTALLED BY A CERTIFIED ASE TECHNICIAN



2007-2009 Mercedes-Benz R320

2006-2013 Mercedes-Benz R350

2006-2008 Mercedes-Benz R500

Rear Shock Absorbers

128M-13-R



Before you begin the removal or installation, please read all or the instructions thoroughly!
The warranty will be void if instructions are not followed exactly. Do not work under a vehicle supported by a jack.
Always support the vehicle safety standards.


1. Remove wheels.




2. If vehicle is equipped with ADS, Disconnect electrical connector (#3) from solenoid and unclip wire (#4).



3. Using a telescoping transmission jack (#6), support rear joint until the wheel suspension is slightly deflected.



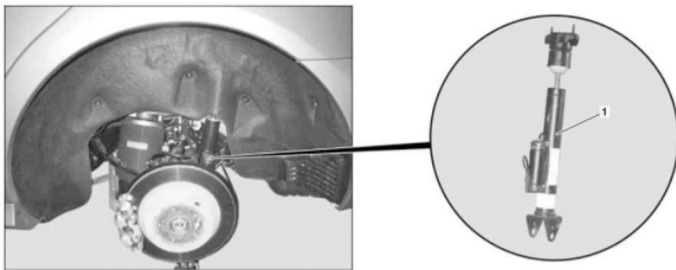
4. Remove side paneling in trunk. Unscrew nuts (#2).




5. Unscrew nut (#5).



6. Remove bolt from lower shock mount. (#7).



7. Slide rear shock absorber (#1) carefully together and remove.



i **Ensure that cover plate (#9) and the two seal rings (#10) are removed with rear shock absorber.**

8. Install in reverse order.