

ALL PARTS ARE TO BE INSTALLED BY A CERTIFIED ASE TECHNICIAN




2012-2014 Mercedes CLS Class

2010-2014 Mercedes E Class

Air Suspension Compressor

124M-20



Revision 2417

BEFORE YOU BEGIN THE REMOVAL OR INSTALLATION, PLEASE READ ALL OF THE INSTRUCTIONS THOROUGHLY!

THE WARRANTY WILL BE VOID IF INSTRUCTIONS ARE NOT FOLLOWED EXACTLY. DO NOT WORK UNDER A VEHICLE SUPPORTED BY A JACK.

ALWAYS SUPPORT THE VEHICLE ON SAFETY STANDS.



BEFORE YOU BEGIN THE REMOVAL OR INSTALLATION, PLEASE READ ALL OF THE INSTRUCTIONS THOROUGHLY!

THE WARRANTY WILL BE VOID IF INSTRUCTIONS ARE NOT FOLLOWED EXACTLY. DO NOT WORK UNDER A VEHICLE SUPPORTED BY A JACK.

ALWAYS SUPPORT THE VEHICLE ON SAFETY STANDS.

1. Disconnect Battery per Manufacturer's Instructions

2. Raise Vehicle and Locate Air Suspension Compressor Housing at the Rear of the Vehicle on the Driver Side.



3. Remove Four Bolts Holding the Cover to the Vehicle.




4. Disconnect the Air Line From The Compressor.



5. Disconnect Two Electrical Connectors from Compressor Assembly.



6. Disconnect Intake Hose From Compressor Assembly.




7. Remove 3 Mounting Nuts and Hardware Holding Compressor to Vehicle.




8. Remove Compressor Assembly From Vehicle.



9. Remove 3 Mounting Bolts Holding Compressor to Mounting Bracket.



10. Unclip and Remove Wiring Harness From Compressor Bracket.



11. Remove Compressor From Mounting Bracket.



12. Install in Reverse Order

13. Reconnect Battery

14. Replace Relay as Shown on Next Page.



BEFORE YOU BEGIN THE REMOVAL OR INSTALLATION, PLEASE READ ALL OF THE INSTRUCTIONS THOROUGHLY!

THE WARRANTY WILL BE VOID IF INSTRUCTIONS ARE NOT FOLLOWED EXACTLY. DO NOT WORK UNDER A VEHICLE SUPPORTED BY A JACK.

ALWAYS SUPPORT THE VEHICLE ON SAFETY STANDS.

Mandatory Relay Replacement NOT REPLACING AIR SUSPENSION RELAY WILL VOID WARRANTY



K67
AIRMATIC relay

Trunk, left



K67
AIRMATIC relay

Trunk, left

ALL PARTS ARE TO BE INSTALLED BY A CERTIFIED ASE TECHNICIAN

Learn more about suspension parts on our website.