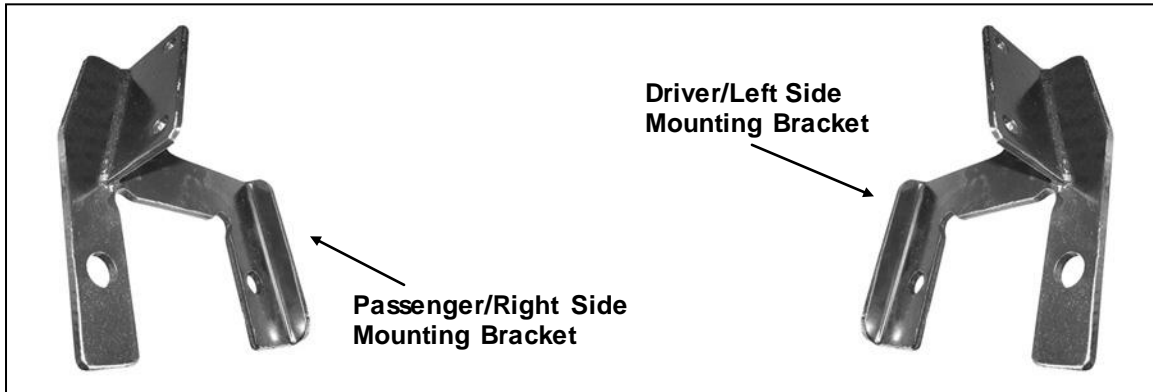


**PARTS LIST:**

1	Bull Bar	4	8-1.25mm x 30mm Hex Bolts
1	Driver/Left Mounting Bracket	8	8mm x 16mm x 1.6mm flat washers
1	Passenger/Right Mounting Bracket	4	8mm Nylon Lock Nuts



**PROCEDURE:**


- 1. REMOVE CONTENTS FROM BOX. VERIFY ALL PARTS ARE PRESENT. READ INSTRUCTIONS CAREFULLY BEFORE STARTING INSTALLATION.**
- 2. NOTE:** It may be necessary to remove/relocate front license plate and license plate bracket. It is not required, but strongly recommended. If local/state law requires a license plate, license plate relocation kit is available.
- Start installation at the driver side front of the vehicle. Remove the tow hook loop from the bracket. Leave the tow hook bracket in place. **NOTE:** Tow hook loops may be reinstalled once Bull Bar Brackets are in place but it is not recommended.
- Remove the (2) factory hex bolts attaching the tow hook bracket to the bumper. Do not remove the bracket. Select the driver side Bull Bar Mounting Bracket. Bolt the Bull Bar Bracket to the tow hook mounting bracket using the factory hex bolts.
- Repeat **Steps 3—4** to install the passenger side Bull Bar Bracket.
- With help, position the Bull Bar onto the outside of the (2) Mounting Brackets. Attach the Bull Bar to the Brackets with the included (4) 8mm x 30mm Hex Bolts, (8) 8mm Flat Washers, (4) 8mm Nylon Lock Nuts.
- Level and adjust the Bull Bar and tighten all hardware at this time.
- Do periodic inspections to the installation to make sure that all hardware is secure and tight.

To protect your investment, wax this product after installing. Regular waxing is recommended to add a protective layer over the finish. Do not use any type of polish or wax that may contain abrasives that could damage the finish.

**For stainless steel:** Aluminum polish may be used to polish small scratches and scuffs on the finish. Mild soap may be used also to clean the Bull Bar.

**For gloss black finishes:** Mild soap may be used to clean the Bull Bar.

Driver Side Mounting Bracket Pictured



Install Mounting Bracket over  
factory tow hook mount

Fig 1

Reuse factory tow  
hook mounting bolts

- (2) 8mm x 30mm Hex Bolts
- (4) 8mm Flat Washers
- (2) 8mm Nylon Lock Nuts




Fig 2

Reuse factory tow  
hook mounting bolts