

Intermotor[®]
Genuine Import Parts



THE IMPORT LEADER BY DESIGN



Intermotor® is the Import Leader in Coverage and Quality with a Commitment to Excellence Designed into Every Product Detail

INTERMOTOR® is a complete engine management import line recognized as the import leader in coverage and quality, with a commitment to exact-match fit, form, and function. What might not be immediately apparent is the design, engineering, manufacturing expertise and QC testing that goes into every Intermotor® part. Our attention to the extra details is at the heart of Intermotor® excellence and is what separates Intermotor® from the rest.

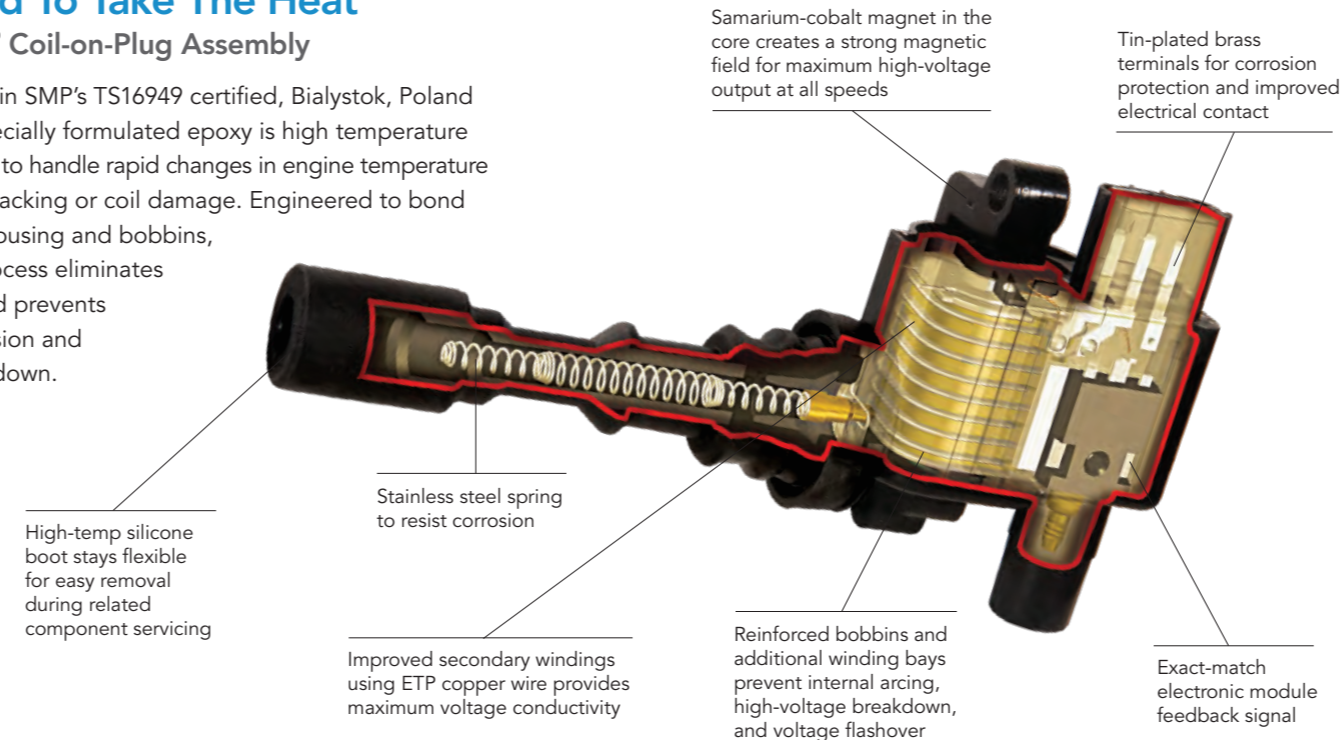
The Intermotor® line now numbers more than 16,000+ parts and growing. Intermotor® is your complete engine management import line with a concentration on high-technology categories such as computerized engine controls, fuel injection, and emission controls; with coverage for virtually every vehicle with an import nameplate. Delivering premium quality import parts for decades has earned Intermotor® the reputation as the reliable brand for genuine import parts. And with manufacturing locations around the world, Intermotor® truly is a global leader in import parts. That's why no other import brand can match Intermotor® and why Intermotor® is

THE IMPORT LEADER BY DESIGN.




Designed To Take The Heat Intermotor® Coil-on-Plug Assembly

Manufactured in SMP's TS16949 certified, Bialystok, Poland facility, our specially formulated epoxy is high temperature shock-resistant to handle rapid changes in engine temperature and prevent cracking or coil damage. Engineered to bond with the coil housing and bobbins, our unique process eliminates air pockets and prevents moisture intrusion and thermal breakdown.



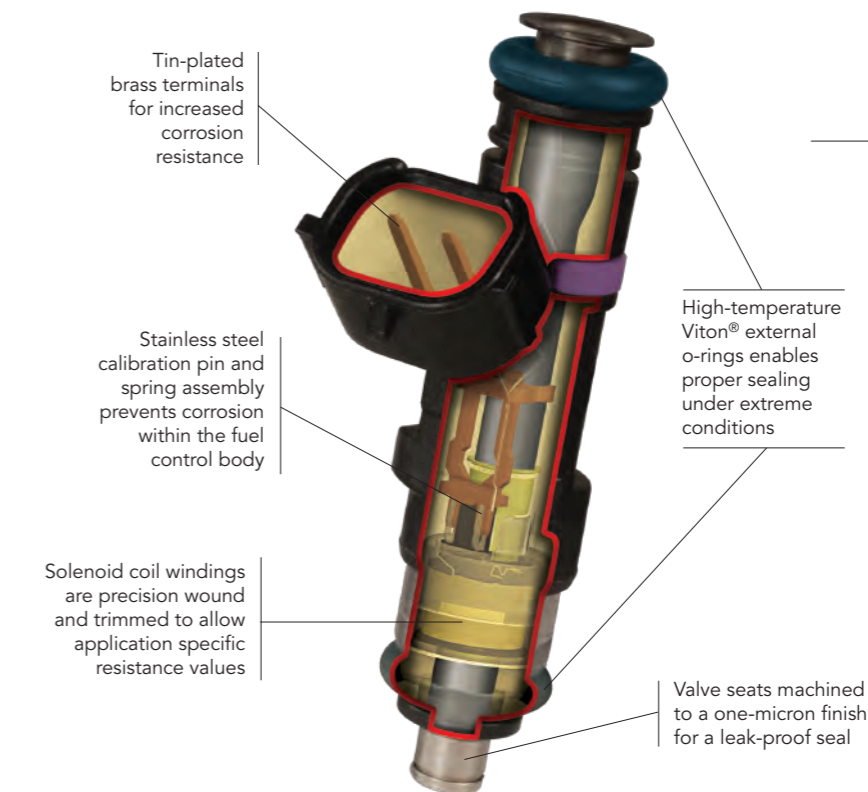
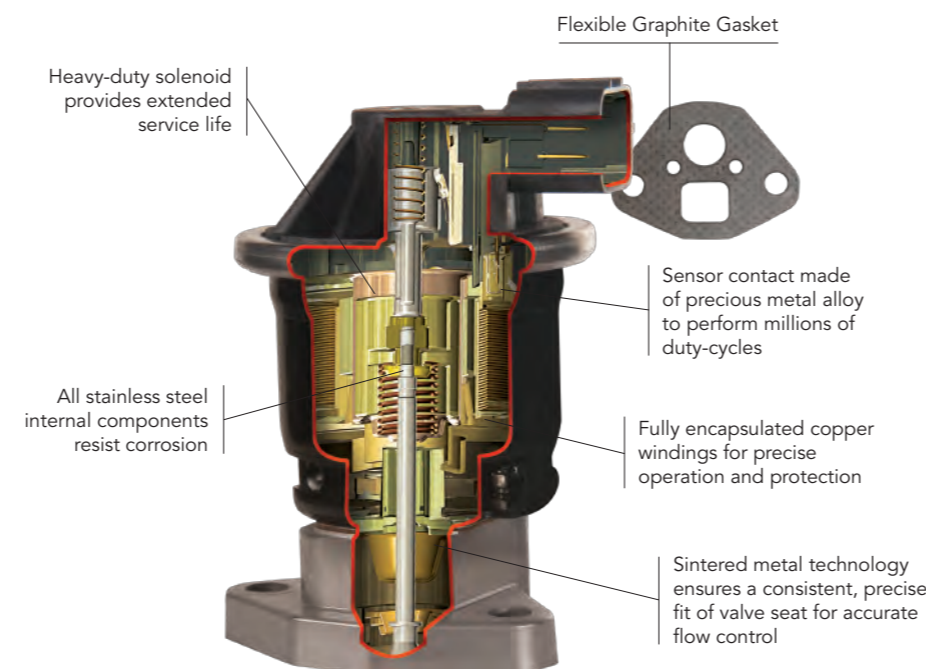
Designed For Perfect Timing Intermotor® Crankshaft Position Sensor

At Intermotor® we design the details that deliver superior quality and performance. Manufactured in our TS16949 certified, SMP® Reynosa, Mexico facility, our Crankshaft Position Sensors feature matching connectors and tin-plated brass terminals to ensure an accurate, watertight connection to the wiring harness. With 100% end of line testing to ensure proper timing, pulse width and signal amplitude.



Designed To Go The Distance Intermotor® EGR Valve

At Intermotor®, every part we design features thoughtful details that elevate it above the competition. Our EGR valve sensor contacts are made with a precious metal alloy that withstands millions of duty-cycles. Manufactured and 100% factory tested for proper flow, solenoid resistance, response time and leakage in our TS16949 certified, Independence, KS facility.



Designed For Special Delivery Intermotor® Fuel Injector

Our fuel injectors are flow-matched to each specific application, with advanced laser-drilled metering holes that deliver precise flow and spray patterns for proper injector performance under all conditions. Manufactured in our TS16949 certified, Greenville, SC facility and 100% tested for coil resistance, injector leakage, static and dynamic flow.

Intermotor® Genuine Import Parts: Quality in the Details

Designed To Make It Easy

Intermotor® Ignition Wire Set

At Intermotor® we achieve excellence by pushing for the “plus” – the extra details that set our products above the rest. Intermotor® Import Ignition Wire Sets feature original equipment fit, form, and function plus all the extras you’d expect from an industry leader, including factory-installed clips, trays, loom and numbered leads*. Intermotor® wire conductors have precision-matched resistance values to ensure maximum voltage delivery and spark duration. Every set is designed, built and tested to meet or exceed the tough international TS16949 quality standards.



OE-matching factory hard loom pre-installed on wire sets to properly complete installation

* Factory installed upgrades are specific to vehicle make and model. Composite image for illustration purposes only.



When required, locking distributor terminals rotate to proper clock position. This eliminates crossed wire issues and provides a clean installation.

Special Toyota mounting clip* with ring insert. Difficult to get almost anywhere... even at the dealer.
Intermotor® has it!



Special Honda mounting bracket* that slides into OE frame and engine mounted brackets.
Intermotor® has it!

OE-matching factory hard loom pre-installed on our wire sets. Hard loom is required on some applications to properly complete installation. Reusing the old loom is nearly impossible; so wherever possible, Intermotor® does it for you... saving installation time for an easier, professional, and attractive installation.



Numbered cylinder leads* are a big deal, particularly for import specialists. Most wire sets installed on new cars are numbered. Besides making installation easier, technicians and motorists alike appreciate the OE look.
Intermotor® has it!

Intermotor® maintains the strictest adherence to OE-specs and conductors – matching ohms of resistance per foot for peak performance and a genuine import match.

Intermotor® Genuine Import Parts 

THE **IMPORT** LEADER BY DESIGN

And With More Than 16,000 Genuine Intermotor® Parts, Intermotor® Covers the Import World. Completely

2006 Toyota Camry

Below is a **partial** list of Genuine Intermotor® parts for a 2006 Toyota Camry



- | | | |
|--------------------------------|-----------------------------------|----------------------------|
| A/C Control Relay | Door Jamb Switch | PCV Valve |
| ABS Relay | Fuel Pump Relay | Power Door Lock Actuator |
| ABS Speed Sensor | Fuel Vapor / Vent Pressure Sensor | Spark Plug Wire Set |
| Airbag Clock Spring | Hazard Flasher | Taillight Relay |
| Airbag Sensor | Headlight Dimmer Switch | Throttle Position Sensor |
| Ambient Air Temperature Sensor | Headlight Switch | TPMS Sensor |
| Back-Up Light Switch | Heated Mirror Relay | TPMS Sensor Service Kit |
| Battery Cable | Idle Air Control Valve | Transmission Output Sensor |
| Blower Motor Relay | Ignition Coil | Vehicle Speed Sensor |
| Blower Motor Resistor | Ignition Starter Switch | Windshield Wiper Switch |
| Camshaft Sensor | Knock Sensor | and more |
| Coolant Temperature Sensor | MAF Sensor | |
| Crankshaft Sensor | MAP Sensor | |
| | Parking Brake Switch | |

2007 Volvo S40

Below is a **partial** list of Genuine Intermotor® parts for a 2007 Volvo S40



- | | | |
|------------------------------------|-------------------------|---------------------------|
| A/C Ambient Air Temperature Sensor | Fog Lamp Relay | Power Window Relay |
| A/C Control Relay | Fuel Injector | Starter Relay |
| ABS Speed Sensor | Fuel Pressure Sensor | Starter Solenoid |
| Air Pump Relay | Headlight Relay | Stoplight Switch |
| Camshaft Sensor | Headlight Switch | TPMS Sensor |
| Coil-on-Plug Boot | Horn Relay | TPMS Sensor Service Kit |
| Coolant Fan Relay | Ignition Coil | TPMS Valve |
| Coolant Temperature Sensor | Ignition Starter Switch | Turbocharger Boost Sensor |
| Crankshaft Sensor | Knock Sensor | Wiper Relay |
| Fog Lamp Connector | MAP Sensor | and more |
| | PCV Valve | |

2010 Hyundai Elantra

Below is a **partial** list of Genuine Intermotor® parts for a 2010 Hyundai Elantra

- A/C Ambient Air Temperature Sensor
- A/C Condenser Fan Motor Relay
- A/C Control Relay
- ABS Speed Sensor
- Airbag Sensor
- Ambient Air Temperature Sensor
- Blower Motor Resistor
- Camshaft Sensor
- Coolant Temperature Sensor
- Crankshaft Sensor
- Fuel Injector
- Fuel Pressure Regulator

- Fuel Pump Relay
- Hazard Flasher
- Headlight Dimmer Switch
- Idle Air Control Valve
- Ignition Coil
- Ignition Starter Switch
- Knock Sensor
- MAF Sensor
- MAP Sensor
- Oil Pressure Light Switch
- PCV Valve
- Power Window Switch
- Spark Plug Wire Set
- Starter Relay

- Stoplight Switch
- Tire Pressure Monitoring System Valve
- Throttle Position Sensor
- TPMS Sensor
- TPMS Sensor Service Kit
- Transmission Input Sensor
- Transmission Output Sensor
- Turn Signal Switch
- Vehicle Speed Sensor
- Windshield Wiper Switch
- and more**



2007 Volkswagen Jetta

Below is a **partial** list of Genuine Intermotor® parts for a 2007 Volkswagen Jetta

- ABS Speed Sensor
- Alternator/Generator Voltage Regulator
- Ambient Air Temperature Sensor
- Blower Motor Resistor
- Camshaft Sensor
- Combination Switch
- Coolant Temperature Sensor
- Crankshaft Sensor
- Crankshaft Sensor Connector
- Daytime Running Lamp Relay
- Fuel Door Lock Actuator

- Fuel Injector
- Fuel Pressure Regulator
- Fuel Pressure Sensor
- Fuel Pump Relay
- Hazard Warning Switch
- Headlight Dimmer Switch
- Headlight Washer Relay
- Ignition Coil
- Ignition Lock Cylinder
- Ignition Starter Switch
- Intake Air Temperature Sensor
- Knock Sensor
- Neutral Safety Switch Relay

- Oil Pressure Light Switch
- Power Window Switch
- Rear Window Defogger Relay
- Stoplight Switch
- TPMS Sensor
- TPMS Valve
- Transmission Input Sensor
- Transmission Output Sensor
- Turbocharger Boost Sensor
- Turn Signal Switch
- Windshield Washer Level Sensor
- and more**



2007 Subaru Impreza

Below is a **partial** list of Genuine Intermotor® parts for a 2007 Subaru Impreza



- | | | |
|----------------------------------------|----------------------------|-------------------------|
| A/C Control Relay | Coolant Fan Relay | Hazard Flasher |
| A/C & Heater Blower Motor Switch | Coolant Temperature Sensor | Headlight Dimmer Switch |
| ABS Speed Sensor | Crankshaft Sensor | Ignition Coil |
| Alternator/Generator Voltage Regulator | Daytime Running Lamp Relay | Ignition Starter Switch |
| Back-Up Light Switch | Defroster Relay | Knock Sensor |
| Blower Motor Relay | Door Jamb Switch | MAP Sensor |
| Blower Motor Resistor | EGR Valve | Parking Brake Switch |
| Camshaft Sensor | Fog Lamp Relay | PCV Valve |
| Canister Purge Solenoid | Fog Lamp Switch | Spark Plug Wire Set |
| Coil-on-Plug Boot | Fuel Injector | Starter Solenoid |
| Computer Control Relay | Fuel Pressure Regulator | TPMS Sensor |
| | Fuel Tank Vent Valve | Turn Signal Switch |
| | | Vehicle Speed Sensor |
| | | and more |

2005 Honda Accord

Below is a **partial** list of Genuine Intermotor® parts for a 2005 Honda Accord



- | | | |
|--------------------------|-------------------------------|--------------------------------------------|
| ABS Speed Sensor | Coolant Temperature Sensor | Ignition Coil-on-Plug |
| Accelerator Pedal Sensor | Crankshaft Sensor | Ignition Lock Cylinder and Switch Assembly |
| Air Temperature Sensor | Cruise Control Release Switch | Ignition Switch |
| Back-Up Light Switch | Door Jamb Switch | Knock Sensor |
| Battery Cable | EGR Valve | Neutral Safety Switch |
| Blower Motor Relay | Fog Lamp Relay | Oil Pressure Switch |
| Blower Motor Resistor | Fuel Damper Assembly | Parking Brake Switch |
| Camshaft Sensor | Fuel Injector | PCV Valve |
| Canister Purge Solenoid | Hazard Flasher | Power Door Lock Actuator |
| Clutch Switch | Hazard Warning Switch | Radiator Fan Switch |
| Coil-On-Plug Boot | Headlight Dimmer Switch | Stoplight Switch |
| Combination Switch | Headlight Switch | Vehicle Speed Sensor |
| Computer Control Relay | Idle Air Control Valve | and more |

Genuine Intermotor® Import Parts Match

INTERMOTOR® is unrivaled for import quality, coverage and original match - and we're very particular. With our TS16949 certified global manufacturing facilities and fully equipped design centers, it's no coincidence that genuine Intermotor® import parts are the finest available. Our engineering and design capabilities are second to none and our passion for quality and testing is unparalleled. Every fit, form and function is scrutinized down to the very last detail. Our dedicated professional engineering team utilizes the most advanced processes and methodologies to ensure that Intermotor® parts will always meet or exceed the original and more important, perform to our demanding standards.

Acura Exact Match EGR Valve



Intermotor EGV1020



Acura 18011-P5G-A00

Volkswagen Exact Match Fuel Injector



Intermotor FJ573



Volkswagen 021 906 031D

Saab Exact Match Crankshaft Sensor



Intermotor PC428



Saab 55 557 326

Toyota Exact Match Ignition Coil-on-Plug



Intermotor UF-230



Toyota 90080-19027



Looking for dependable replacement engine parts? Rely on Standard for quality and long-lasting products.