

# SPICER®

J300P-4



## Driveline Components Catalog End Yokes



Our most comprehensive listing of Spicer splined hole end yokes, including all the part numbers currently being produced.



Product pictured is intended to be a representation of product category.

## INCLUDED IN THIS CATALOG

This publication represents the most comprehensive listing of Spicer® splined hole end yokes ever published by Dana. We have included all the part numbers currently being produced. We have also included and noted parts that are now discontinued, parts that will be available until current stock is exhausted, as well as parts that have been superceded. Most current stock will be in inventory at our distribution centers, and any numbers not inventoried can be supplied upon request.

- Spicer Life® Series yokes begin on page 2.
- Listings for round, hex, square, tapered hole and steering shaft yokes are listed in this catalog beginning on page 68.
- A chart showing the configuration and dimensions of all slingers used on end yoke Assemblies begins on page 77.
- Listings have been expanded to assist in the identification of parts, and to help find the correct part or an alternate part for the application.
- All styles of end yokes (bearing plate (BP), bearing strap (BS), cap and bolt (CB), constant velocity (CV), half round (HR), snap ring (SR), inside snap ring (ISR), u-bolt (UB), and winged bearing (WB)) are listed under their corresponding series/spline header, allowing easy substitution of one type for another.
- All of the listings are sorted so that all the individual styles of end yokes, along with the many different seal (hub) diameters and lengths are readily accessible. With this sorting method, alternate style substitutions (u-bolt for bearing strap) or acceptable hub diameter substitutions can be made by looking on only one page of the catalog.
- All footnotes except those regarding part status are listed immediately under the yoke dimensional data, alleviating the need to look at the bottom of the page.

**IMPORTANT NOTICE:** The data listed herein is correct to the best of our knowledge and belief; having been compiled from reliable and official sources of information. However, WE CANNOT ASSUME ANY RESPONSIBILITY for possible error.



# HOW TO USE THIS CATALOG

To identify any end yoke, there are two pieces of required information:

1. Series (Measurements to determine series can be found in each series header.)
2. Center Hole Type and Size

Center hole type is described at the top center of each page, and series designations are listed in ascending order by center hole type. After determining series and center hole size, and turning to the appropriate page, all sizes of center holes will be listed under the series designation, along with the different types of end yokes (snap ring (SR), u-bolt (UB), bearing strap (BS), etc.).

**Example: To find a 1310 Series Yoke with a 1.146-26 Involute splined hole (see sample page below)**

- ① Find the 1310 Series heading
- ② Find the 1.146-266 Involute Spline sub-heading
- ③ Find a 1.552 Ground Hub Diameter dimension
- ④ Find a 1.500 Length Through Hole dimension
- ⑤ Find a 3.000 Centerline to End dimension
- ⑥ Find a Bearing Strap Style — BS
- ⑦ Locate the part number. Assemblies include slingers, order when available.

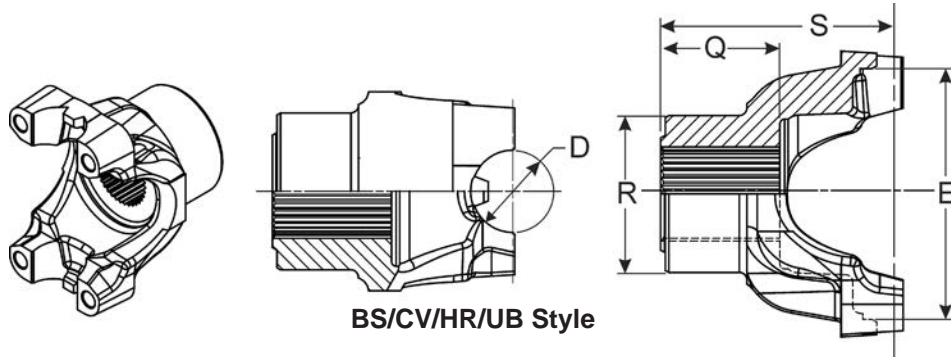
① Major Diameter	R	Q	S	C'Bore Depth	Style	End Yoke Assy. (includes slinger) Order When Listed	Slinger Part Number	Spicer Part Number
	Ground Hub Dia.	Length Thru Hole	Centerline to End					
<b>1310 SERIES (Continued) SR: E-3.469 OTHERS E-3.219, D-1.062 USE KIT 5-153X,5-785X,5-810X</b>								
<b>USES U-BOLT ASSY. 2-94-28X, STRAP ASSY. 2-70-18X</b>								
<b>1.1460-26 Involute Spline</b>								
② 1.146	1.513	2.000	3.300	—	SR	2-4-8171X•	232184	2-4-8161• <i>Coupling shaft yoke</i>
1.146	③ 1.552	④ 1.500	⑤ 3.000	—	UB	2-4-8091X	41498	2-4-8081•
1.146	1.552	1.500	3.000	—	⑥ BS	⑦ 2-4-8091-1X	41498	2-4-8081-1•
1.146	③ 1.844	④ 1.370	⑤ 3.130	.120	BS	2-4-8551-1X•	232816	2-4-8521-1•

**Note the following information from the sample above:**

2-4-8091-1X (BS style) could easily be substituted for 2-4-8091X (UB style) by using bearing strap assembly 2-70-18X.

• Part is discontinued   ■ Part is available until supply is exhausted   ▲ Not sold separately



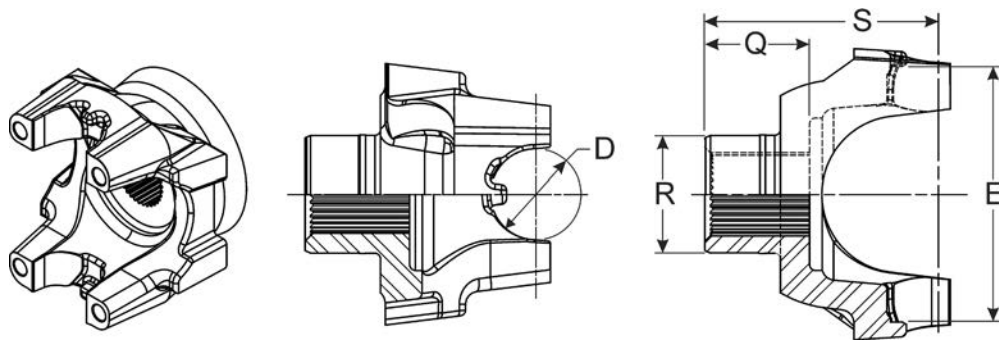


Major Diameter	R Ground Hub Dia.	Q Length Thru Hole	S Centerline to End	C'Bore Depth	Style	End Yoke Assy. (includes slinger/plug) Order When Listed	Slinger/Plug Part Number	Spicer Part Number
<b>SPL55 SERIES E=4.438 (UB,BS STYLE E=4.188) D=1.375 USE KIT SPL55X, SPL55-1X</b>								
<b>USE STRAP ASSY 3-70-38X</b>								
<b>1.567-36 Involute Spline</b>								
1.567	2.618	1.980	4.025	—	BS	—	—	55-4-11-1• <i>Coupling shaft yoke</i>
<b>1.750-10 Spline</b>								
1.750	2.500	1.935	5.102	—	HR	—	—	55-4-111-1 <i>Flanged end yoke</i>
<b>1.790-34 Involute Spline</b>								
1.790	2.375	2.188	4.219	—	BS	55-4-41-1X	233034	55-4-31-1 ▲
1.790	2.564	2.750	4.875	—	BS	55-4-221-1X	231059	55-4-211-1 ▲
1.790	2.564	2.760	4.870	—	BS	55-4-131-1X	231059	55-4-121-1 ▲ <i>For 9" x 3" Brake; Contains plug/washer #231059</i>
1.790	2.564	2.760	4.870	—	BS	55-4-01480-1X	231059	55-4-201-1 ▲
1.790	2.564	2.760	4.870	—	BS	5001480	231059	55-4-201-1 ▲ <i>5001480 was replaced by 55-4-01480-1X</i>
1.790	2.564	2.760	4.870	—	BS	55-4-101-1X	231059	55-4-91-1 ▲ <i>For 9" x 3" Brake</i>
<b>2.024-39 Involute Spline</b>								
2.024	3.000	1.847	3.875	.250	BS	55-4-03328-1X	5006975	5003327 ▲
2.024	3.000	1.847	3.875	.250	BS	5003328	5006975	5003327 ▲ <i>5003328 was replaced by 55-4-03328-1X</i>
2.024	3.000	2.281	4.330	.250	BS	55-4-81-1X•	232511	55-4-71-1 ▲
<b>2.034-39 Involute Spline</b>								
2.034	3.000	1.844	5.438	.250	BS	5003813	5006975	5003812 ▲ <i>5003813 will be replaced by 55-4-03813-1X when supply is exhausted</i>
2.034	3.000	1.844	5.438	.250	BS	55-4-03813-1X	5006975	5003812 ▲
<b>SPL70 SERIES E=4.964, D=1.375 USE KIT SPL70X, SPL70-1X</b>								
<b>USE STRAP ASSY. 3-70-38X</b>								
<b>1.543-24 Involute Spline</b>								
1.543	2.241	1.844	5.750	—	BS	70-4-271-1X•	-	70-4-261-1 ▲ <i>Flanged yoke w/eight 7-73-620 bolts</i>
<b>1.750-10 Spline</b>								
1.750	2.500	2.000	5.750	—	BS	70-4-171-1X•	-	70-4-161-1 ▲ <i>Flanged yoke w/eight 7-73-620 bolts</i>
<b>1.783-34 Involute Spline</b>								
1.783	2.940	2.236	4.244	—	BS	—	—	70-4-11-1 <i>Coupling shaft yoke</i>
<b>1.790-34 Involute Spline</b>								
1.790	2.375	2.188	4.000	—	BS	70-4-61-1X•	233034	70-4-51-1 ▲
1.790	2.562	2.750	6.650	—	BS	70-4-01789-1X	231059	5001781• <i>Flanged yoke w/four holes in flange</i>
1.790	2.562	2.750	6.650	—	BS	5001789	231059	5001781• <i>5001789 was replaced by 70-4-01789-1X; Flanged yoke w/four holes in flange</i>
1.790	2.564	2.750	5.530	—	BS	70-4-191-1X	231059	70-4-181-1 ▲ <i>Flanged yoke w/eight 7-73-620 bolts</i>

• Part is discontinued    ■ Part is available until supply is exhausted    ▲ Not sold separately



# END YOKES with SPLINED HOLES



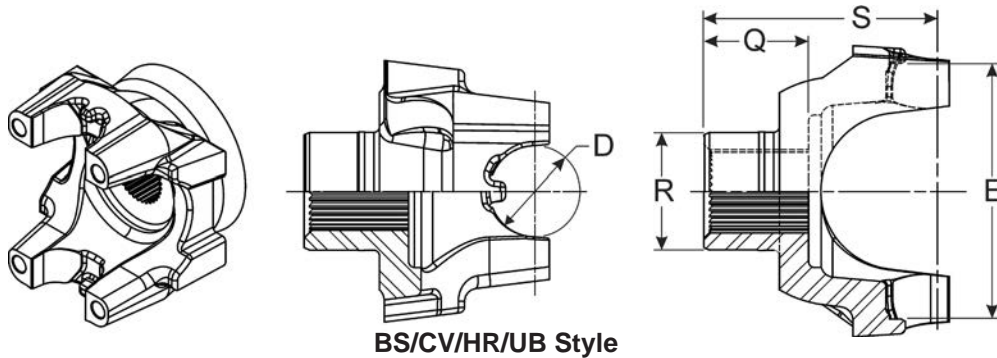
BS/CV/HR/UB Style

Major Diameter	R	Q	S	C'Bore Depth	Style	End Yoke Assy. (includes slinger) Order When Listed	Slinger/Plug Part Number	Spicer Part Number
	Ground Hub Dia.	Length Thru Hole	Centerline to End					
<b>SPL70 SERIES (Con't) E=4.964, D=1.375</b>						<b>USE KIT SPL70X, SPL70-1X</b>		
<b>USE STRAP ASSY. 3-70-38X</b>								
<b>2.024-39 Involute Spline</b>								
2.024	3.000	1.844	3.878	.250	BS	70-4-06977X	5006975	5001782 ▲
2.024	3.000	1.844	3.878	.250	BS	5006977	5006975	5001782 ▲
							<i>5006977 was replaced by 70-4-06977X</i>	
2.024	3.000	1.847	3.875	.250	BS	70-4-03330-1X	5006975	5003329 ▲
2.024	3.000	1.847	3.875	.250	BS	5003330	5006975	5003329 ▲
							<i>5003330 was replaced by 70-4-03330-1X</i>	
2.024	3.000	2.281	4.281	.250	BS	70-4-111-1X	232511	70-4-101-1 ▲
<b>2.143-41 Involute Spline</b>								
2.143	2.938	2.500	4.555	—	BS	70-4-151-1X	232604	70-4-141-1 ▲
<b>SPL90 SERIES</b>			<b>E=5.375 (HR STYLE E=4.958) D=1.625</b>			<b>USE KIT NO. SPL100-1X</b>		
<b>USE STRAP ASSY. 90-70-28X</b>								
<b>1.750-10 Spline</b>								
1.750	2.500	1.938	4.125	—	BS	—	—	90-4-371-1
<b>1.751-27 Involute Spline</b>								
1.751	2.500	2.080	4.100	—	BS	—	—	90-4-711-1
							<i>OEM only</i>	
<b>1.774-34 Involute Spline</b>								
1.774	2.500	2.250	4.110	—	BS	90-4-761-1X	231206	90-4-751-1•
<b>1.790-34 Involute Spline</b>								
1.790	2.190	2.250	4.062	.500	BS	—	—	90-4-11-1
							<i>Coupling shaft yoke</i>	
1.790	2.375	2.188	5.625	—	BS	90-4-551-1X	232198	90-4-541-1•
1.790	2.562	2.750	5.609	—	BS	90-4-191-1X	231059	90-4-181-1•
1.790	2.562	2.750	5.625	—	BS	90-4-501-1X	231059	90-4-461-1 ▲
<b>1.962-10 Spline</b>								
1.962	2.625	2.250	5.094	—	BS	90-4-211-1X•	230909	90-4-201-1 ▲
1.962	2.750	2.781	4.984	—	BS	—	—	90-4-381-1
<b>1.998-38 Involute Spline</b>								
1.998	2.750	2.125	4.000	—	BS	—	—	90-4-71-1
1.998	2.750	2.125	4.250	—	BS	—	—	90-4-391-1
1.998	2.750	2.125	7.562	—	BS	—	—	90-4-111-1
							<i>Flanged end yoke</i>	
1.998	3.000	2.125	4.250	—	BS	90-4-571-1X	232200	90-4-561-1•
<b>2.000-10 Spline</b>								
2.000	2.750	3.000	4.969	—	BS	—	—	90-4-21-1
<b>2.024-39 Spline</b>								
2.024	3.000	2.312	4.625	—	BS	90-4-321-1X	231359	90-4-311-1
							<i>90-4-311-1 will be replaced by 90-4-321-1X when supply is exhausted</i>	

• Part is discontinued    ■ Part is available until supply is exhausted    ▲ Not sold separately



Important: See Safety Information in General Information Section (J300P-GI)



Major Diameter	R	Q	S	C'Bore Depth	Style	End Yoke Assy. (includes slinger/plug) Order When Listed	Slinger/Plug Part Number	Spicer Part Number
	Ground Hub Dia.	Length Thru Hole	Centerline to End					

**SPL90 SERIES (Con't) E=5.375 (HR STYLE E=4.958) D=1.625 USE KIT NO. SPL100-1X**

**USE STRAP ASSY. 90-70-28X**

**2.024-39 Involute Spline**

2.024	2.626	2.245	4.160	—	BS	5005379	232167	90-4-621-1 ▲ <i>5005379 was replaced by 90-4-05379-1X</i>
2.024	2.626	2.245	4.160	—	BS	90-4-631-1X	232039	90-4-621-1 ▲
2.024	2.626	2.245	4.160	—	BS	90-4-05379-1X	232167	90-4-621-1 ▲
2.024	3.000	2.281	4.750	.250	BS	90-4-251-1X	232511	90-4-241-1 <i>90-4-241-1 was replaced by 90-4-251-1X</i>

**2.114-32 Involute Spline**

2.114	3.000	2.250	4.375	.424	BS	90-4-591-1X	232200	90-4-581-1•
-------	-------	-------	-------	------	----	-------------	--------	-------------

**2.143-41 Involute Spline**

2.143	2.938	2.500	4.562	—	BS	90-4-691-1X	232604	90-4-471-1 ▲ <i>90-4-691-1X was replaced by 100-4-1061-1X</i>
-------	-------	-------	-------	---	----	-------------	--------	--

**2.178-41 Involute Spline**

2.178	3.543	1.882	4.570	—	BS	5001046	5001045	5001036 ▲ <i>OEM only</i>
-------	-------	-------	-------	---	----	---------	---------	------------------------------

**2.178-43 Involute Spline**

2.178	3.547	2.031	4.625	.157	BS	—	—	90-4-791-1
-------	-------	-------	-------	------	----	---	---	------------

**2.250-10 Spline**

2.250	3.500	3.000	5.219	—	HR	90-4-151-1X	231616	90-4-401-1•
2.250	3.750	3.000	5.219	—	BS	90-4-171-1X•	231616	90-4-161-1•

**2.364-36 Involute Spline**

2.364	3.000	2.688	4.812	—	BS	90-4-611-1X	232200	90-4-601-1•
-------	-------	-------	-------	---	----	-------------	--------	-------------

**2.374-46 Involute Spline**

2.374	3.250	2.875	5.188	—	BS	90-4-361-1X	231615	90-4-351-1•
-------	-------	-------	-------	---	----	-------------	--------	-------------

**2.390-46 Involute Spline**

2.390	3.250	2.312	4.641	—	BS	90-4-341-1X	231803	90-4-331-1•
-------	-------	-------	-------	---	----	-------------	--------	-------------

**2.390-47 Involute Spline**

2.390	3.344	1.781	4.250	—	BS	90-4-531-1X•	232195	90-4-521-1 ▲
-------	-------	-------	-------	---	----	--------------	--------	--------------

**SPL100 SERIES E=5.375 (HR STYLE E=4.958) D=1.625 USE KIT NO. SPL100-1X**

**USE BEARING RETAINER NO. 90-70-28X**

**1.759-28 Involute Spline**

1.759	3.250	1.950	4.331	.669	HR	—	—	100-4-09671
1.759	3.250	1.950	4.331	.669	HR	—	—	5009671 <i>5009671 was replaced by 100-4-09671</i>

**1.790-34 Involute Spline**

1.790	2.562	2.750	5.700	—	BS	100-4-901-1X	231059	100-4-891-1 <i>Flanged end yoke</i>
1.790	2.562	2.750	5.970	—	HR	100-4-921-1X	231059(PLUG)	100-4-911-1 ▲ <i>OEM only; Flanged end yoke</i>
1.790	2.562	2.755	5.630	—	BS	100-4-1021-1X	231059	100-4-1011-1 ▲ <i>100-4-1021-1X was replaced by 90-4-501-1X</i>
1.790	3.000	1.812	6.063	.252	BS	—	—	100-4-07842-1 <i>Flanged end yoke</i>

• Part is discontinued    ■ Part is available until supply is exhausted    ▲ Not sold separately

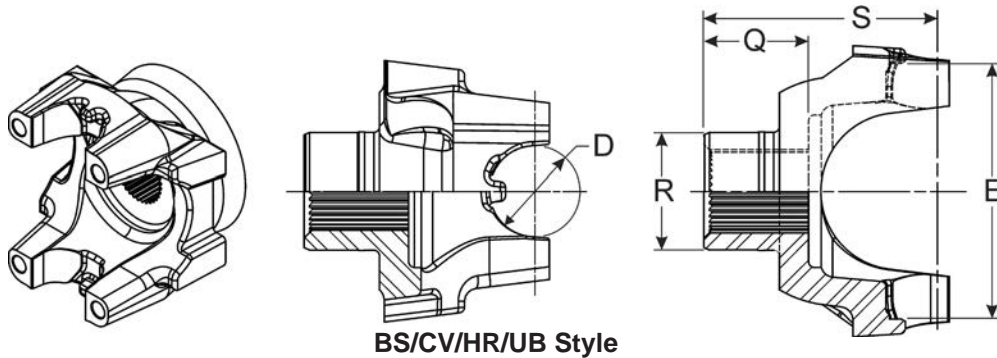


Major Diameter	R	Q	S	C'Bore Depth	Style	End Yoke Assy. (includes slinger/plug) Order When Listed	Slinger/Plug Part Number	Spicer Part Number
	Ground Hub Dia.	Length Thru Hole	Centerline to End					
<b>SPL100 SERIES (Con't) E=5.375 (HR STYLE E=4.958) D=1.625</b>						<b>USE KIT NO. SPL100-1X</b>		
<b>USE BEARING RETAINER NO. 90-70-28X</b>								
<b>1.790-34 Involute Spline (Continued)</b>								
1.790	3.000	1.812	6.063	.252	BS	— <i>5007842 was replaced by 100-4-07842-1; Flanged end yoke</i>	—	5007842
1.790	3.001	2.170	6.547	—	HR	100-4-1351-1X	232198	100-4-1341-1 ▲ <i>Flanged end yoke; OEM only</i>
<b>1.791-34 Involute Spline</b>								
1.791	2.750	2.230	4.060	—	BS	—	—	100-4-931-1 <i>Coupling shaft yoke</i>
<b>2.024-39 Involute Spline</b>								
2.024	2.625	2.245	4.160	—	BS	100-4-1081-1X	232167	100-4-1071-1 ▲
2.024	2.625	2.245	7.295	—	BS	100-4-1331-1X	232039	100-4-1321-1 ▲ <i>Flanged yoke w/8 tapped holes in flange</i>
2.024	3.000	1.817	4.150	.250	BS	5006608	5006975	5006607 ▲ <i>5006608 was replaced by 100-4-06608-1X</i>
2.024	3.000	1.817	4.150	.250	BS	100-4-06608-1X	5006975	5006607 ▲
2.024	3.000	2.250	6.062	.250	HR	100-4-1451-1X	232511	100-4-1441-1 ▲ <i>Flanged end yoke; Counterbore at hub end</i>
2.024	3.000	2.269	7.295	—	BS	100-4-1371-1X	232511	100-4-1361-1 <i>100-4-1361-1 was replaced by 100-4-1371-1X; Flanged yoke w/8 tapped holes in flange</i>
2.024	3.000	2.281	4.750	.250	BS	100-4-1431-1X	5006975	90-4-241-1 <i>90-4-241-1 was replaced by 90-4-251-1X</i>
2.024	3.000	2.284	4.750	—	BS	100-4-961-1X	232511	100-4-951-1 ▲
<b>2.143-41 Involute Spline</b>								
2.143	2.938	2.500	4.562	—	HR	100-4-1061-1X	232604	100-4-1051-1 ▲
2.143	3.000	2.166	4.310	.310	BS	5002875	5002871	5002874 ▲ <i>5002875 was replaced by 100-4-02875-1X</i>
2.143	3.000	2.166	4.310	.310	BS	100-4-02875-1X	5002871	5002874 ▲
<b>2.172-26 Involute Spline</b>								
2.172	3.109	1.812	6.090	.196	HR	5003085	—	5001778 ▲ <i>Ass'y w/12" balanced brake drum; OEM only</i>
<b>2.173-26 Involute Spline</b>								
2.173	3.069	1.812	4.330	.197	BS	100-4-1471-1X	—	100-4-1461-1 ▲
2.173	3.069	1.812	4.330	.197	BS	5003087	5003086	5001694 ▲ <i>5003087 was replaced by 100-4-1471-1X</i>
<b>2.281-44 Involute Spline</b>								
2.281	2.938	2.344	4.469	—	BS	100-4-1381-1X	232604	90-4-281-1•
<b>SPL140 SERIES E=5.028 (HR STYLE E=5.457) D=1.938</b>						<b>USE KIT SPL140X</b>		
<b>USE BEARING RETAINER NO. 140-70-18X</b>								
<b>1.774-34 Spline</b>								
1.774	2.500	2.500	4.950	—	HR	140-4-261-1X	231101	140-4-251-1 <i>140-4-251-1 was replaced by 140-4-261-1X</i>
<b>1.790-34 Involute Spline</b>								
1.790	2.564	2.755	5.720	—	HR	140-4-741-1X	231059(PLUG)	140-4-731-1 ▲
1.790	2.625	2.188	4.870	—	HR	140-4-471-1X•	232039	140-4-461-1
<b>1.962-10 Spline</b>								
1.962	2.750	2.805	5.810	—	HR	—	—	140-4-181-1•
<b>1.998-38 Involute Spline</b>								
1.998	2.750	2.125	4.730	—	BS	—	—	140-4-891-1
1.998	2.750	2.125	4.830	—	HR	—	—	140-4-111-1
1.998	2.750	2.125	4.830	—	HR	—	—	140-4-1131-1•
1.998	2.750	2.125	7.728	—	HR	—	—	140-4-1021-1 <i>Flanged end yoke</i>
1.998	2.810	2.745	5.370	—	HR	—	—	140-4-11-1 <i>Coupling shaft yoke</i>
1.998	3.000	2.125	4.680	—	HR	140-4-911-1X•	232200	140-4-901-1 ▲

• Part is discontinued    ■ Part is available until supply is exhausted    ▲ Not sold separately



Important: See Safety Information in General Information Section (J300P-GI)



Major Diameter	R	Q	S	C'Bore Depth	Style	End Yoke Assy. (includes slinger/plug) Order When Listed	Slinger/Plug Part Number	Spicer Part Number
	Ground Hub Dia.	Length Thru Hole	Centerline to End					

**SPL140 SERIES (Con't) E=5.028 (HR STYLE E=5.457) D=1.938 USE KIT SPL140X**

**USE BEARING RETAINER NO. 140-70-18X**

**2.024-39 Spline**

2.024	2.750	2.435	5.250	.090	HR	140-4-1431-1X•	231599	140-4-1421-1•
2.024	3.000	2.312	5.680	.090	HR	140-4-241-1X	232182	140-4-211-1▲
2.024	3.000	2.312	5.680	.090	HR	140-4-231-1X	231359	140-4-211-1▲

**2.024-39 Involute Spline**

2.024	2.625	2.245	4.940	—	HR	140-4-501-1X	232039	140-4-491-1▲
2.024	2.625	2.250	5.030	—	HR	140-4-561-1X	232167	140-4-551-1▲
								<i>Counterbore at hub end</i>
2.024	2.768	2.244	7.587	—	HR	140-4-1611-1X	232039	140-4-1601-1▲
								<i>Flanged yoke w/8 tapped holes in flange</i>
2.024	3.000	1.817	4.470	.250	HR	140-4-07494-1X	5006975	5007493▲
2.024	3.000	1.817	4.470	.250	HR	5007494	5006975	5007493▲
								<i>5007494 was replaced by 140-4-07494-1X</i>
2.024	3.000	2.280	6.250	.250	HR	140-4-1641-1X	232511	140-4-1631-1▲
								<i>Flanged yoke w/8 tapped metric holes.</i>
2.024	3.000	2.284	4.940	—	HR	140-4-1161-1X	232511	140-4-1151-1▲
2.024	3.000	2.284	4.940	.250	HR	140-4-371-1X	232511	140-4-361-1
								<i>140-4-361-1 was replaced by 140-4-371-1X</i>
2.024	3.000	2.284	7.587	.250	HR	140-4-1401-1X	232511	140-4-1391-1▲
								<i>Metric flanged yoke</i>

**2.114-32 Involute Spline**

2.114	3.000	2.250	4.810	.424	HR	140-4-931-1X•	232200	140-4-921-1▲
-------	-------	-------	-------	------	----	---------------	--------	--------------

**2.143-41 Involute Spline**

2.143	2.938	2.500	5.560	—	HR	140-4-431-1X	232604	140-4-421-1▲
2.143	3.000	2.166	5.030	.310	HR	140-4-02879-1X	5002871	5002878▲
2.143	3.000	2.166	5.030	.310	HR	5002879	5002871	5002878▲
								<i>5002879 was replaced by 140-4-02879-1X</i>

**2.178-41 Involute Spline**

2.178	3.543	1.882	5.040	.078	HR	5001047	5001045	5001037
								<i>OEM only</i>

**2.178-43 Involute Spline**

2.178	3.539	2.050	5.100	.157	HR	—	—	140-4-761-1
								<i>OEM only</i>
2.178	3.541	2.047	5.100	.160	HR	—	—	140-4-1231-1•

**2.195-34 Involute Spline**

2.195	3.543	1.889	4.421	—	HR	—	—	5007599▲
								<i>OEM only</i>
2.195	3.543	1.889	4.646	—	HR	—	—	5007600▲
								<i>OEM only</i>

**2.250-10 Spline**

2.250	3.500	3.000	6.000	—	HR	140-4-1101-1X•	231616	140-4-1091-1▲
-------	-------	-------	-------	---	----	----------------	--------	---------------

**2.274-44 Spline**

2.274	3.000	2.500	5.160	.236	HR	140-4-1771-1X	139782	140-4-321-1▲
2.274	3.000	2.500	5.160	.236	HR	140-4-331-1X	232511	140-4-321-1▲

• Part is discontinued    ■ Part is available until supply is exhausted    ▲ Not sold separately



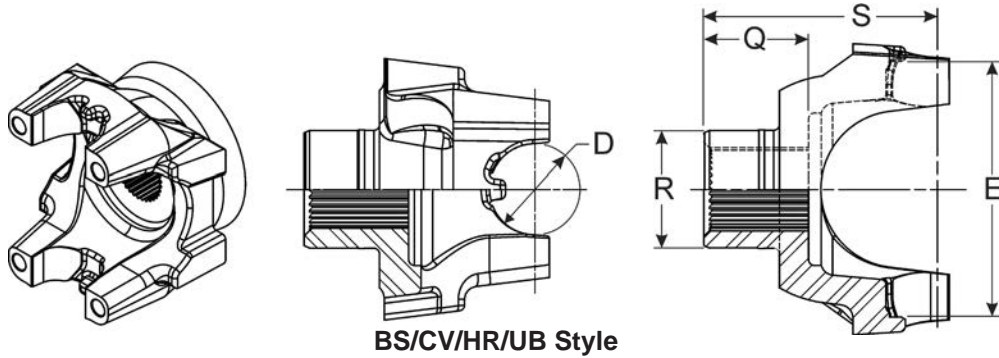


Major Diameter	R	Q	S	C'Bore Depth	Style	End Yoke Assy. (includes slinger/plug) Order When Listed	Slinger/Plug Part Number	Spicer Part Number
	Ground Hub Dia.	Length Thru Hole	Centerline to End					
<b>SPL140 SERIES (Con't) E=5.028 (HR STYLE E=5.457) D=1.938</b>						<b>USE KIT SPL140X</b>		
<b>USE BEARING RETAINER NO. 140-70-18X</b>								
<b>2.274-44 Involute Spline</b>								
2.274	2.938	2.344	5.190	—	HR	140-4-1201-1X	232604	140-4-1191-1 ▲
2.274	2.938	2.350	5.190	—	HR	140-4-451-1X	232604	140-4-441-1 ▲
2.274	3.000	2.500	5.160	.236	HR	140-4-1271-1X	232511	140-4-1261-1 ▲
<b>2.374-46 Spline</b>								
2.374	3.250	2.875	6.210	.140	HR	140-4-291-1X	231615	140-4-271-1 ▲
<b>2.390-46 Involute Spline</b>								
2.390	3.250	2.323	5.660	.140	HR	140-4-03557-1X	5003552	140-4-301-1
2.390	3.250	2.323	5.660	.140	HR	140-4-311-1X	231803	140-4-301-1
2.390	3.250	2.323	5.660	.140	HR	5003557	5003552	140-4-301-1
<i>5003557 was replaced by 140-4-03557-1X</i>								
2.390	3.312	2.750	5.374	.157	HR	—	—	140-4-1011-1
2.390	3.375	3.195	6.440	.580	HR	140-4-391-1X	232610	140-4-381-1 ▲
2.390	3.500	3.375	5.920	—	HR	—	—	140-4-751-1
<b>2.500-10 Spline</b>								
2.500	3.750	3.000	5.960	—	HR	140-4-1121-1X	231616	140-4-1111-1 ▲
2.500	3.750	3.000	5.960	—	HR	140-4-51-1X	231616	140-4-41-1•
<i>140-4-51-1X was replaced by 140-4-1121-1X</i>								
<b>2.544-49 Involute Spline</b>								
2.544	3.750	3.000	5.570	—	HR	140-4-151-1X•	231616	140-4-141-1 ▲
2.544	4.000	2.750	6.060	.180	HR	—	—	140-4-881-1
<b>2.750-10 Spline</b>								
2.750	3.750	3.000	6.570	—	HR	140-4-71-1X	230902	140-4-61-1 ▲
2.750	3.750	3.000	6.570	—	HR	140-4-91-1X	231616	140-4-81-1 ▲
<b>2.794-54 Involute Spline</b>								
2.794	—	2.745	6.320	—	HR	—	—	140-4-201-1
<b>2.795-55 Involute Spline</b>								
2.795	4.725	2.047	4.980	.150	HR	—	—	140-4-771-1
<b>SPL170 SERIES E=6.026 (HR STYLE E=6.456) D=2.166</b>						<b>USE KIT SPL170-4X, SPL170-SF4X</b>		
<b>USE BRG RETAINER 170-70-18X</b>								
<b>1.774-34 Spline</b>								
1.774	2.500	2.250	5.030	.090	HR	170-4-1751-1X	231101	170-4-621-1 ▲
1.774	2.500	2.250	6.440	.090	HR	170-4-09705-1X	231101	170-4-631-1•
<i>High angle yoke</i>								
1.774	2.500	2.250	6.440	.090	HR	5009705	231101	170-4-631-1•
<i>5009705 was replaced by 170-4-09705-1X; High angle yoke</i>								
<b>1.790-34 Involute Spline</b>								
1.790	2.500	2.250	5.030	.090	HR	—	—	170-4-921-1
1.790	2.625	2.438	5.600	.250	HR	170-4-121-1X•	232166	170-4-111-1•
1.790	2.625	2.438	6.250	.250	HR	170-4-141-1X	232166	170-4-131-1 ▲
<i>High angle yoke</i>								
<b>1.943-37 Involute Spline</b>								
1.943	3.150	1.625	4.547	.090	HR	—	—	170-4-1971-1
<b>1.989-30 Involute Spline</b>								
1.989	3.000	2.685	6.580	.220	HR	—	—	170-4-771-1
<i>High angle yoke</i>								
<b>1.998-38 Involute Spline</b>								
1.998	2.750	2.125	4.844	—	HR	—	—	170-4-541-1
1.998	3.000	2.115	4.898	.423	HR	170-4-1961-1X	232948	170-4-1951-1 ▲
<b>2.024-39 Spline</b>								
2.024	2.750	2.000	5.370	.120	HR	170-4-1261-1X	232042-2	170-4-1251-1
<i>170-4-1251-1 was replaced by 170-4-1261-1X; High angle yoke</i>								
2.024	3.000	2.312	5.090	.105	HR	170-4-651-1X	231359	170-4-641-1
2.024	3.000	2.312	5.090	.105	HR	170-4-701-1X	232182	170-4-641-1

• Part is discontinued    ■ Part is available until supply is exhausted    ▲ Not sold separately



**Important: See Safety Information in General Information Section (J300P-GI)**



**BS/CV/HR/UB Style**

Major Diameter	R	Q	S	C'Bore Depth	Style	End Yoke Assy. (includes slinger/plug) Order When Listed	Slinger/Plug Part Number	Spicer Part Number
	Ground Hub Dia.	Length Thru Hole	Centerline to End					

**SPL170 SERIES (Con't) E=6.026 (HR STYLE E=6.456) D=2.166 USE KIT SPL170-4X, SPL170-SF4X USE BRG RETAINER 170-70-18X**

**2.024-39 Spline (Continued)**

2.024	3.000	2.312	5.090	.105	HR	170-4-681-1X	231102	170-4-641-1
2.024	3.000	2.312	6.391	.105	HR	170-4-671-1X	231359	170-4-661-1• <i>High angle yoke</i>
2.024	3.000	2.312	6.391	.105	HR	170-4-691-1X	232182	170-4-661-1• <i>High angle yoke</i>

**2.024-39 Involute Spline**

2.024	2.625	2.250	4.938	.250	HR	170-4-161-1X•	232167	170-4-151-1 ▲
2.024	2.625	2.250	6.016	.250	HR	170-4-181-1X•	232167	170-4-171-1 ▲ <i>High angle yoke</i>
2.024	2.625	2.500	5.270	.250	HR	170-4-221-1X	232514	170-4-211-1•
2.024	2.625	2.500	5.270	.250	HR	170-4-02590-1X	2022741	170-4-211-1•
2.024	2.625	2.500	5.750	.250	HR	170-4-08578-1X	232514	5001768•
2.024	2.625	2.500	5.750	.250	HR	5008578	232514	5001768•
<i>5008578 was replaced by 170-4-08578-1X</i>								
2.024	2.625	2.500	6.500	.250	HR	170-4-1651-1X•	232514	170-4-1641-1 ▲
2.024	2.625	2.500	6.500	.250	HR	170-4-241-1X	232514	170-4-231-1• <i>High angle yoke</i>
2.024	2.625	2.500	6.500	.250	HR	170-4-02591-1X	2022741	170-4-231-1• <i>High angle yoke</i>
2.024	2.625	2.500	6.500	.250	HR	170-4-02591-1X	2022741	10002591
<i>10002591 was replaced by 170-4-02591-1X; High angle yoke</i>								
2.024	3.000	2.250	5.031	.280	HR	170-4-861-1X	232200	170-4-841-1•
2.024	3.000	2.250	5.031	.280	HR	170-4-851-1X	232199	170-4-841-1•
2.024	3.000	2.250	6.250	.306	HR	170-4-811-1X	232200	170-4-801-1• <i>High angle yoke</i>
2.024	3.000	2.281	5.156	.250	HR	170-4-261-1X	232511	170-4-251-1•
2.024	3.000	2.281	5.156	.250	HR	170-4-1991-1X•	5006975	170-4-251-1•
2.024	3.000	2.281	5.540	.250	HR	5008577	232511	5001766•
<i>5008577 was replaced by 170-4-08577-1X</i>								
2.024	3.000	2.281	5.540	.250	HR	170-4-08577-1X	232511	5001766•
2.024	3.000	2.281	6.240	.250	HR	170-4-1631-1X	232511	170-4-1621-1 ▲
2.024	3.000	2.281	6.240	.250	HR	170-4-281-1X	232511	170-4-271-1 ▲ <i>High angle yoke</i>
2.024	3.000	2.500	5.280	.280	HR	—	—	170-4-821-1
2.024	3.000	2.500	6.500	.280	HR	—	—	170-4-831-1 <i>High angle yoke</i>

**2.114-32 Involute Spline**

2.114	3.000	2.250	5.000	.424	HR	170-4-901-1X	232200	170-4-891-1 ▲
2.114	3.000	2.250	6.312	.424	HR	170-4-961-1X	232200	170-4-951-1• <i>High angle yoke</i>

• Part is discontinued    ■ Part is available until supply is exhausted    ▲ Not sold separately

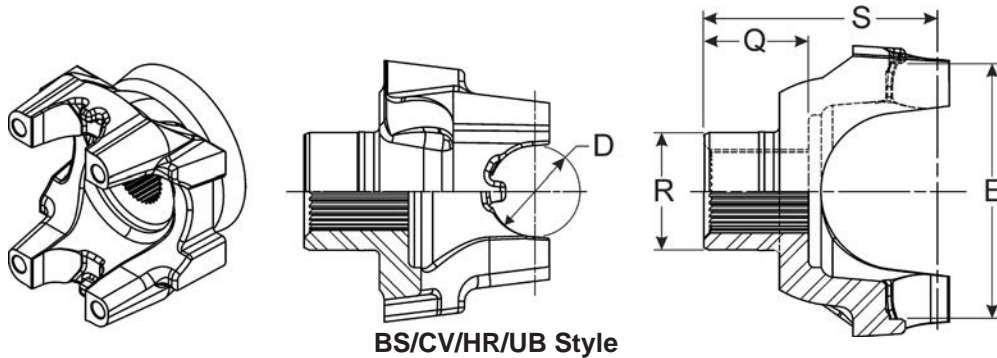


Major Diameter	R	Q	S	C'Bore Depth	Style	End Yoke Assy. (includes slinger/plug) Order When Listed	Slinger/Plug Part Number	Spicer Part Number
	Ground Hub Dia.	Length Thru Hole	Centerline to End					
<b>SPL170 SERIES (Con't) E=6.026 (HR STYLE E=6.456) D=2.166 USE KIT SPL170-4X, SPL170-SF4X</b>								
<b>USE BRG RETAINER 170-70-18X</b>								
<b>2.143-41 Involute Spline</b>								
2.143	2.938	2.500	5.320	—	HR	170-4-361-1X	232604	170-4-351-1 ▲
2.143	2.938	2.500	6.680	—	HR	170-4-381-1X	232604	170-4-371-1 ▲ <i>High angle yoke</i>
2.143	2.938	2.992	5.800	.381	HR	170-4-10002594-1X	2023064	5009697 ▲
2.143	2.938	2.992	5.800	.381	HR	170-4-02594-1X	2023064	5009697 ▲
2.143	2.938	3.000	5.800	.380	HR	170-4-341-1X	232609	170-4-331-1•
2.143	2.938	3.000	7.190	.380	HR	170-4-02595-1X	2023064	170-4-1901-1 ▲ <i>High angle yoke; 170-4-02595-1X was replaced by 170-4-10002595-1X</i>
2.143	2.938	3.000	7.190	.380	HR	5008448	232168	170-4-1901-1 ▲ <i>5008448 was replaced by 170-4-08448-1X; 131451K = 170-4-08448-1X &amp; nut 128049; Spicer axles only; High angle yoke</i>
2.143	2.938	3.000	7.190	.380	HR	170-4-10002595-1X	2023064	170-4-1901-1 ▲ <i>High angle yoke</i>
2.143	2.938	3.000	7.190	.380	HR	170-4-08448-1X	232168	170-4-1901-1 ▲ <i>131451K = 170-4-08448-1X &amp; nut 128049; Spicer axles only; High angle yoke</i>
2.143	2.938	3.000	7.190	.380	HR	170-4-1861-1X	231028	170-4-311-1 ▲ <i>High angle yoke</i>
2.143	2.938	3.000	7.190	.380	HR	170-4-321-1X	232609	170-4-311-1 ▲ <i>High angle yoke</i>
2.143	2.938	3.000	7.190	.380	HR	131451K	232168	5008448 <i>5008448 was replaced by 170-4-08448-1X; 131451K = 170-4-08448-1X &amp; nut 128049; Spicer axles only</i>
<b>2.178-43 Involute Spline</b>								
2.178	3.540	2.050	5.340	.157	HR	—	—	170-4-1081-1
<b>2.225-6 Spline</b>								
2.225	3.000	3.250	6.030	—	HR	—	—	170-4-1441-1
<b>2.250-10 Spline</b>								
2.250	3.312	2.250	5.620	—	HR	170-4-1311-1X	232042-6	170-4-1301-1•
2.250	3.500	3.000	5.750	—	HR	170-4-461-1X	231616	170-4-451-1•
<b>2.274-44 Involute Spline</b>								
2.274	2.938	2.350	5.094	—	HR	170-4-31-1X	232604	170-4-21-1 ▲
2.274	2.938	2.500	5.281	—	HR	170-4-101-1X•	232168	170-4-91-1 ▲
2.274	3.000	2.500	5.270	.236	HR	170-4-1671-1X	232511	170-4-1661-1 ▲ <i>Counterbore at hub end</i>
2.274	3.000	2.500	5.270	.236	HR	170-4-201-1X	232511	170-4-191-1•
2.274	3.000	2.500	5.270	.236	HR	170-4-2011-1X	1397824	170-4-191-1•
<b>2.364-18 Involute Spline</b>								
2.364	3.500	3.375	6.350	—	HR	—	—	170-4-1061-1•
<b>2.364-36 Involute Spline</b>								
2.364	3.000	2.685	5.470	—	HR	170-4-1021-1X•	232200	170-4-1011-1 ▲
2.364	3.000	2.685	6.780	—	HR	170-4-791-1X•	232200	170-4-781-1 ▲ <i>High angle yoke</i>
2.364	3.500	2.485	5.270	.306	HR	170-4-1041-1X	232201	170-4-1031-1
<b>2.373-36 Involute Spline</b>								
2.373	3.000	2.094	6.040	—	HR	—	—	170-4-1741-1
<b>2.374-46 Spline</b>								
2.374	3.250	2.875	5.760	.140	HR	170-4-581-1X	231179	170-4-571-1•
2.374	3.250	2.875	5.760	.140	HR	170-4-591-1X	231615	170-4-571-1•
2.374	3.250	2.875	7.250	.140	HR	170-4-611-1X	231615	170-4-601-1 ▲ <i>High angle yoke</i>
2.374	3.500	2.406	5.880	—	HR	170-4-1221-1X	232042-10	170-4-1211-1•

• Part is discontinued    ■ Part is available until supply is exhausted    ▲ Not sold separately



**Important: See Safety Information in General Information Section (J300P-GI)**



**BS/CV/HR/UB Style**

Major Diameter	R	Q	S	C'Bore Depth	Style	End Yoke Assy. (includes slinger/plug) Order When Listed	Slinger/Plug Part Number	Spicer Part Number
	Ground Hub Dia.	Length Thru Hole	Centerline to End					

**SPL170 SERIES (Con't) E=6.026 (HR STYLE E=6.456) D=2.166 USE KIT SPL170-4X, SPL170-SF4X**

**USE BRG RETAINER 170-70-18X**

**2.374-46 Spline (Continued)**

2.374	3.500	2.406	6.688	—	HR	170-4-1291-1X	232042-10	170-4-1281-1• <i>High angle yoke</i>
2.374	3.750	2.406	5.190	—	HR	170-4-1191-1X	—	170-4-1171-1▲ <i>Assy includes electronic speedometer gear #231528</i>

**2.390-46 Involute Spline**

2.390	2.879	2.750	5.590	.157	HR	—	—	170-4-1271-1 <i>Coupling shaft yoke</i>
2.390	3.250	2.328	5.100	.140	HR	170-4-03558-1X	5003552	170-4-711-1•
2.390	3.250	2.328	5.100	.140	HR	5003558	5003552	170-4-711-1• <i>5003558 will be replaced by 170-4-03558-1X when supply is exhausted</i>
2.390	3.250	2.328	5.100	.140	HR	170-4-721-1X	231803	170-4-711-1•
2.390	3.250	2.328	6.438	.140	HR	5003559	5003552	170-4-731-1▲ <i>5003559 was replaced by 170-4-03559-1X; High angle yoke</i>
2.390	3.250	2.328	6.438	.140	HR	170-4-741-1X	231803	170-4-731-1▲ <i>High angle yoke</i>
2.390	3.250	2.328	6.438	.140	HR	170-4-03559-1X	5003552	170-4-731-1▲ <i>High angle yoke</i>
2.390	3.250	2.875	5.760	.140	HR	—	—	170-4-1681-1
2.390	3.375	3.195	6.531	.580	HR	170-4-301-1X	232610	170-4-291-1•

**2.500-10 Spline**

2.500	3.500	2.406	5.188	—	HR	170-4-1351-1X	232042-11	170-4-1341-1•
2.500	3.750	3.000	5.750	—	HR	170-4-481-1X	231616	170-4-471-1• <i>Hub machined for speedometer gear</i>

**2.544-49 Involute Spline**

2.544	3.750	3.000	6.000	—	HR	170-4-421-1X	231616	170-4-411-1▲ <i>Hub machined for speedometer gear</i>
2.544	3.818	2.125	5.531	.120	HR	170-4-08458-1X	5008437	5008458 <i>5008458 was replaced by 170-4-08458-1X; 131433K = 170-4-08458-1X &amp; nut# 131095; Spicer axles only</i>
2.544	3.818	2.125	5.531	.120	HR	131433K	5008437	5008458 <i>5008458 was replaced by 170-4-08458-1X; Attach nut #131095 on Spicer Axle only</i>
2.544	3.818	2.125	5.531	.120	HR	170-4-2021-1X	31433K=5008458	170-4-1891-1•
2.544	3.818	2.125	5.531	.120	HR	170-4-08458-1X	5008437	170-4-1891-1• <i>131433K = 170-4-08458-1X &amp; nut# 131095; Spicer axles only</i>
2.544	3.818	2.125	5.531	.120	HR	5008458	5008437	170-4-1891-1• <i>5008458 was replaced by 170-4-08458-1X; 131433K = 170-4-08458-1X &amp; nut# 131095; Spicer axles only</i>
2.544	3.818	2.125	6.260	.120	HR	170-4-2031-1X	31434K=5008451	170-4-1911-1▲
2.544	3.818	2.125	6.260	.120	HR	170-4-08451-1X	5008437	170-4-1911-1▲ <i>131434K = 170-4-08451-1X &amp; nut# 131095; Spicer axles only</i>
2.544	3.818	2.125	6.260	.120	HR	170-4-08451-1X	5008437	5008451 <i>5008451 was replaced by 170-4-08451-1X; 131434K = 170-4-08451-1X &amp; nut# 131095; Spicer axles only</i>
2.544	3.818	2.125	6.260	.120	HR	131434K	5008437	5008451 <i>5008451 was replaced by 170-4-08451-1X; Attach nut #131095 on Spicer Axle only</i>

• Part is discontinued    ■ Part is available until supply is exhausted    ▲ Not sold separately

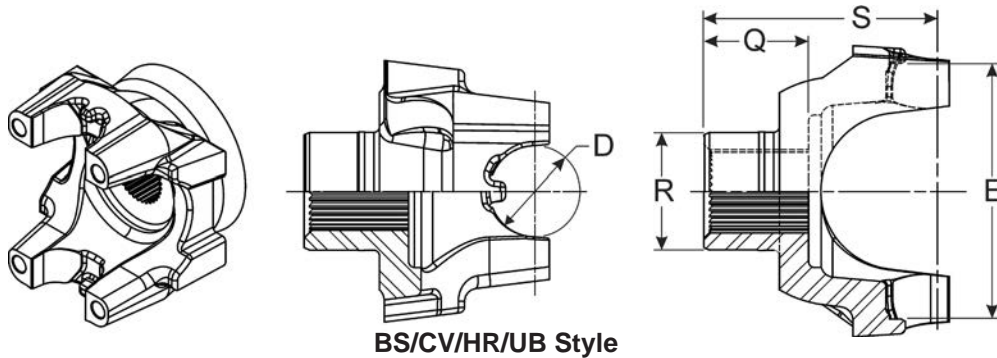


Major Diameter	R	Q	S	C'Bore Depth	Style	End Yoke Assy. (includes slinger/plug) Order When Listed	Slinger/Plug Part Number	Spicer Part Number
	Ground Hub Dia.	Length Thru Hole	Centerline to End					
<b>SPL170 SERIES (Con't) E=6.026 (HR STYLE E=6.456) D=2.166 USE KIT SPL170-4X, SPL170-SF4X</b>								
<b>USE BRG RETAINER 170-70-18X</b>								
<b>2.544-49 Involute Spline (Continued)</b>								
2.544	3.820	2.675	6.810	.240	HR	5008461	5008437	5006714 ▲
		<i>5008461 was replaced by 170-4-08461-1X; 132931K = 170-4-08461-1X &amp; nut# 131095; Spicer axles only</i>						
2.544	3.820	2.675	6.810	.240	HR	170-4-08461-1X	5008437	5006714 ▲
		<i>132931K = 170-4-08461-1X &amp; nut# 131095; Spicer axles only</i>						
2.544	3.820	2.675	6.812	.240	HR	170-4-08461-1X	5008437	5008461
		<i>5008461 was replaced by 170-4-08461-1X; 132931K = 170-4-08461-1X &amp; nut# 131095; Spicer axles only</i>						
2.544	3.820	2.675	6.812	.240	HR	132931K	5008437	5008461
		<i>5008461 was replaced by 170-4-08461-1X; Attach nut #131095 on Spicer Axle only</i>						
2.544	3.820	2.682	6.040	.240	HR	5008444	5008437	5005217 ▲
		<i>5008444 was replaced by 170-4-08444-1X; 132863K = 170-4-08444-1X &amp; nut# 131095; Spicer axles only</i>						
2.544	3.820	2.682	6.040	.240	HR	170-4-08444-1X	5008437	5005217 ▲
		<i>132863K = 170-4-08444-1X &amp; nut# 131095; Spicer axles only</i>						
2.544	3.820	2.682	6.040	.240	HR	132863K	5008437	5008444
		<i>5008444 was replaced by 170-4-08444-1X; Attach nut #131095 on Spicer Axle only</i>						
2.544	3.820	2.682	6.040	.240	HR	170-4-08444-1X	5008437	5008444
		<i>5008444 was replaced by 170-4-08444-1X; 132863K = 170-4-08444-1X &amp; nut# 131095; Spicer axles only</i>						
2.544	4.000	2.750	6.050	.180	HR	—	—	170-4-1161-1
<b>2.635-20 Involute Spline</b>								
2.635	3.750	2.750	6.020	—	HR	170-4-1111-1X	231745	170-4-1101-1
		<i>170-4-1101-1 was replaced by 170-4-1111-1X; Hub machined for speedometer gear; Grnd.hub Dia. 3.000, if used on Spicer 1241 Aux. Trans.</i>						
<b>2.750-10 Spline</b>								
2.750	—	3.000	5.850	—	HR	—	—	170-4-531-1•
		<i>Hub diameter not ground</i>						
2.750	3.500	2.992	6.000	—	HR	—	—	170-4-1711-1
2.750	3.750	3.000	5.850	—	HR	170-4-501-1X	230902	170-4-491-1•
2.750	3.750	3.000	5.850	—	HR	170-4-521-1X	231616	170-4-511-1
		<i>170-4-511-1 was replaced by 170-4-521-1X</i>						
2.750	4.000	2.935	5.800	—	HR	—	—	170-4-1141-1•
<b>2.750-43 Involute Spline</b>								
2.750	3.750	1.792	5.929	—	HR	170-4-1931-1X	5010092	170-4-1921-1 ▲
<b>2.794-54 Involute Spline</b>								
2.794	—	2.750	5.600	—	HR	—	—	170-4-561-1
		<i>Hub diameter not ground</i>						
<b>2.795-55 Involute Spline</b>								
2.795	4.725	2.047	5.200	.150	HR	—	—	170-4-1091-1
<b>2.922-22 Involute Spline</b>								
2.922	3.747	2.645	5.930	.400	HR	—	—	170-4-1731-1
<b>SPL250 SERIES E=5.986 (HR STYLE E=6.417) D=2.362 USE KIT SPL250-3X, SPL250-SF3X</b>								
<b>USE BRG RETAINER 250-70-18X</b>								
<b>2.024-39 Spline</b>								
2.024	3.000	2.312	5.300	.090	HR	250-4-321-1X	231102	250-4-311-1•
		<i>Counterbore at hub end</i>						
<b>2.024-39 Involute Spline</b>								
2.024	3.000	2.245	5.240	.280	HR	250-4-391-1X	232199	250-4-381-1•
<b>2.114-32 Involute Spline</b>								
2.114	3.000	2.245	5.240	.424	HR	250-4-421-1X•	232200	250-4-411-1 ▲
<b>2.143-41 Involute Spline</b>								
2.143	2.938	2.500	5.490	—	HR	250-4-141-1X	232604	250-4-131-1 ▲
2.143	2.938	3.000	7.110	.382	HR	250-4-02597-1X	2023064	250-4-1121-1 ▲
		<i>High angle yoke</i>						
2.143	2.938	3.000	6.251	.380	HR	250-4-10002596-1X	2023064	5009699 ▲

• Part is discontinued    ■ Part is available until supply is exhausted    ▲ Not sold separately



Important: See Safety Information in General Information Section (J300P-GI)



Major Diameter	R	Q	S	C'Bore Depth	Style	End Yoke Assy. (includes slinger/plug) Order When Listed	Slinger/Plug Part Number	Spicer Part Number
	Ground Hub Dia.	Length Thru Hole	Centerline to End					

**SPL250 SERIES (Con't) E=5.986 (HR STYLE E=6.417) D=2.362 USE KIT SPL250-3X, SPL250-SF3X USE BRG RETAINER 250-70-18X**

**2.225-6 Spline**

2.225	3.000	3.250	6.240	—	HR	250-4-541-1X	829-W	250-4-531-1 ▲
2.225	3.000	3.250	6.250	—	HR	—	—	250-4-811-1

**2.250-10 Spline**

2.250	3.125	2.250	5.234	—	HR	250-4-691-1X•	232042-3	250-4-681-1
-------	-------	-------	-------	---	----	---------------	----------	-------------

**2.274-44 Involute Spline**

2.274	2.938	2.350	5.328	—	HR	250-4-41-1X	232604	250-4-31-1 ▲
2.274	2.938	2.500	5.484	—	HR	250-4-61-1X	232168	250-4-51-1 ▲
2.274	3.000	2.500	5.490	.236	HR	250-4-1281-1X	139782	250-4-71-1•
2.274	3.000	2.500	5.490	.236	HR	250-4-81-1X	232511	250-4-71-1•

**2.364-36 Involute Spline**

2.364	3.000	2.685	5.680	—	HR	250-4-371-1X•	232199	250-4-361-1•
-------	-------	-------	-------	---	----	---------------	--------	--------------

**2.374-46 Spline**

2.374	3.250	2.625	5.610	—	HR	250-4-781-1X•	231179	250-4-771-1 ▲
2.374	3.250	2.875	5.870	.140	HR	250-4-291-1X	231179	250-4-281-1•
2.374	3.250	2.875	5.870	.140	HR	250-4-301-1X	231615	250-4-281-1•
2.374	3.500	2.406	6.140	—	HR	250-4-651-1X	232042-10	250-4-641-1
						<i>250-4-641-1 will be replaced by 250-4-651-1X when supply is exhausted</i>		
2.374	3.750	2.406	6.650	—	HR	250-4-801-1X	—	250-4-791-1 ▲
						<i>Assy includes electronic speedometer gear #231528</i>		
2.374	3.750	2.406	5.410	—	HR	250-4-621-1X	—	250-4-601-1 ▲
						<i>Assy includes electronic speedometer gear #231528</i>		

**2.390-46 Involute Spline**

2.390	3.250	2.312	5.312	.140	HR	250-4-351-1X	231803	250-4-341-1•
2.390	3.250	2.312	5.312	.140	HR	5003560	5003552	250-4-341-1•
						<i>5003560 was replaced by 250-4-03560-1X</i>		
2.390	3.250	2.312	5.312	.140	HR	250-4-03560-1X	5003552	250-4-341-1•
2.390	3.250	2.312	5.312	.140	HR	250-4-1041-1X	5015354	250-4-341-1•
2.390	3.344	2.750	5.750	—	HR	—	—	250-4-21-1
						<i>Coupling shaft yoke</i>		
2.390	3.375	3.195	6.760	.580	HR	250-4-101-1X	232610	250-4-91-1
						<i>250-4-91-1 was replaced by 250-4-101-1X</i>		
2.390	3.500	3.375	6.560	—	HR	—	—	250-4-471-1•

**2.500-10 Spline**

2.500	3.500	2.406	5.500	—	HR	250-4-711-1X	232042-11	250-4-701-1
2.500	3.750	3.000	6.062	—	HR	250-4-201-1X	231616	250-4-191-1•
						<i>Hub machined for speedometer gear</i>		
2.500	3.750	3.000	6.250	—	HR	—	—	250-4-561-1
						<i>Hub machined for speedometer gear</i>		

**2.544-49 Involute Spline**

2.544	3.750	3.000	6.250	—	HR	250-4-161-1X	231616	250-4-151-1 ▲
						<i>Hub machined for speedometer gear</i>		
2.544	3.819	2.125	6.750	.118	HR	250-4-1311-1X	134580	250-4-1141-1 ▲
						<i>Counterbore at hub end</i>		

• Part is discontinued    ■ Part is available until supply is exhausted    ▲ Not sold separately

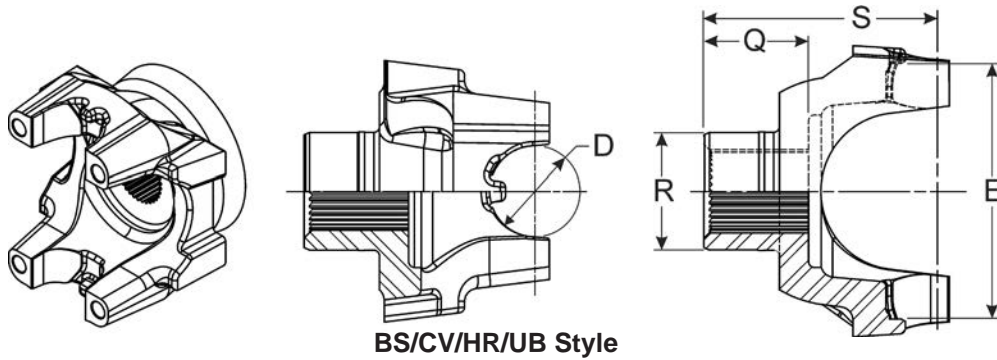


Major Diameter	R	Q	S	C'Bore Depth	Style	End Yoke Assy. (includes slinger/plug) Order When Listed	Slinger/Plug Part Number	Spicer Part Number
	Ground Hub Dia.	Length Thru Hole	Centerline to End					
<b>SPL250 SERIES (Con't) E=5.986 (HR STYLE E=6.417) D=2.362 USE KIT SPL250-3X, SPL250-SF3X</b>								
<b>USE BRG RETAINER 250-70-18X</b>								
<b>2.544-49 Involute Spline (Continued)</b>								
2.544	3.819	2.125	5.830	.120	HR	250-4-08459-1X 131435K = 250-4-08459-1X & nut# 131095; Spicer axles only	5008437	250-4-1021-1 ▲
2.544	3.819	2.126	5.830	.120	HR	250-4-08459-1X 5008459 was replaced by 250-4-08459-1X; 131435K = 250-4-08459-1X & nut# 131095; Spicer axles only	5008437	5008459
2.544	3.819	2.126	5.830	.120	HR	131435K 5008459 was replaced by 250-4-08459-1X; Attach nut #131095 on Spicer Axle only	5008437	5008459
2.544	3.819	2.672	6.200	.240	HR	5008445 5008445 was replaced by 250-4-08445-1X; 250-4-1031-1 was replaced by 250-4-08445-1X; 131446K = 250-4-08445-1X & nut# 131095; Spicer axles only	5008437	250-4-1031-1
2.544	3.819	2.672	6.200	.240	HR	250-4-08445-1X 250-4-1031-1 was replaced by 250-4-08445-1X; 131446K = 250-4-08445-1X & nut# 131095; Spicer axles only	5008437	250-4-1031-1
2.544	3.819	2.672	6.200	.240	HR	131446K 5008445 was replaced by 250-4-08445-1X; Attach nut #131095 on Spicer Axle only	5008437	5008445
2.544	3.819	2.126	5.830	.120	HR	250-4-1301-1X	134580	250-4-1021-1 ▲
2.544	3.819	2.677	6.200	.240	HR	250-4-1291-1X 250-4-1031-1 was replaced by 250-4-08445-1X	134580	250-4-1031-1
2.544	3.819	2.677	6.200	.240	HR	250-4-134705-1X 250-4-134705-1X was replaced by 250-4-1291-1X; 250-4-1031-1 was replaced by 250-4-08445-1X	134580	250-4-1031-1
<b>2.635-20 Involute Spline</b>								
2.635	3.750	2.750	6.270	—	HR	250-4-521-1X Hub machined for speedometer gear; Grnd.hub Dia. 3.000, if used on Spicer 1241 Aux. Trans.	231745	250-4-511-1•
<b>2.750-10 Spline</b>								
2.750	—	3.000	6.310	—	HR	—	—	250-4-251-1•
2.750	3.500	3.000	6.312	—	HR	250-4-761-1X	230674	250-4-751-1•
2.750	3.750	3.000	6.297	—	HR	250-4-241-1X	231616	250-4-231-1•
2.750	3.750	3.000	6.300	—	HR	250-4-221-1X	230902	250-4-211-1 ▲
2.750	4.000	2.935	6.370	—	HR	—	—	250-4-551-1 Hub machined for speedometer gear
<b>2.750-43 Involute Spline</b>								
2.750	3.750	1.790	5.500	—	HR	250-4-1061-1X	5010092	250-4-1051-1 ▲
<b>2.794-54 Involute Spline</b>								
2.794	—	2.750	5.703	—	HR	—	—	250-4-271-1 Hub diameter not ground
2.794	3.750	2.770	6.330	—	HR	—	—	250-4-901-1
<b>2.795-55 Involute Spline</b>								
2.795	4.725	2.047	5.410	.146	HR	250-4-951-1X	233040	250-4-941-1 Attaching hardware by OEM; OEM only
2.795	4.725	2.047	5.413	.150	HR	—	—	250-4-501-1•
<b>2.922-22 Involute Spline</b>								
2.922	4.067	2.645	6.030	.400	HR	—	—	250-4-911-1
<b>3.124-48 Involute Spline</b>								
3.124	4.250	1.955	5.079	—	HR	—	—	5005681 OEM only
<b>3.445-54 Involute Spline</b>								
3.445	4.724	1.962	5.354	—	HR	—	—	5008477
<b>3.543-44 Involute Spline</b>								
3.543	3.902	3.188	6.140	—	HR	—	—	250-4-921-1 OEM only

• Part is discontinued    ■ Part is available until supply is exhausted    ▲ Not sold separately



Important: See Safety Information in General Information Section (J300P-GI)



**BS/CV/HR/UB Style**

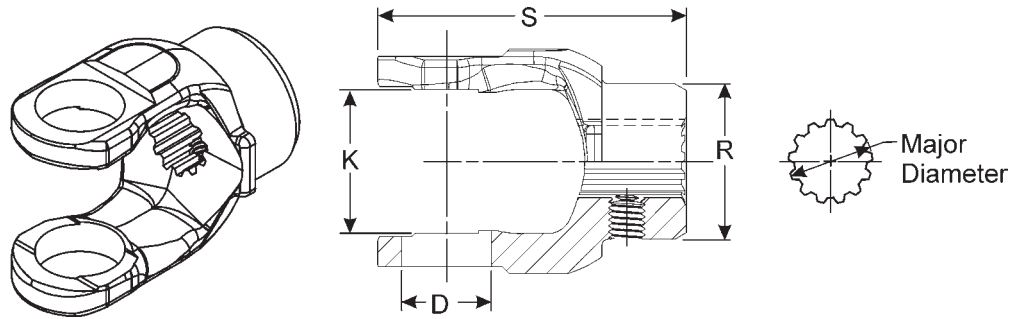
Major Diameter	R Ground Hub Dia.	Q Length Thru Hole	S Centerline to End	C'Bore Depth	Style	End Yoke Assy. (includes slinger/plug) Order When Listed	Slinger/Plug Part Number	Spicer Part Number
<b>SPL350 SERIES E=171.9MM (6.768 IN.) D=65.0MM (2.559 IN.) USE KIT SPL350X</b>								
<b>2.374-46 Involute Spline</b>								
2.374	3.500	2.401	6.220	—	HR	350-4-111-1X	232042-10	350-4-101-1 ▲
<b>2.390-46 Involute Spline</b>								
2.390	3.252	2.322	5.551	.118	HR	350-4-61-1X	5015354	350-4-51-1 ▲
<b>2.544-49 Involute Spline</b>								
2.544	3.820	2.677	6.200	.236	HR	350-4-31-1X	5008437	350-4-21-1 ▲
2.544	3.896	2.677	6.200	.236	HR	350-4-201-1X	134580	350-4-21-1 ▲
<b>2.706-68 Involute Spline</b>								
2.706	—	2.469	5.641	.156	HR	—	—	350-4-11-1 <i>Coupling shaft yoke; Hub diameter not ground</i>
<b>2.750-10 Spline</b>								
2.750	3.375	2.929	7.087	—	HR	—	—	350-4-121-1
<b>2.794-54 Involute Spline</b>								
2.794	—	2.756	5.973	—	HR	—	—	350-4-41-1

• Part is discontinued    ■ Part is available until supply is exhausted    ▲ Not sold separately





# END YOKES with SPLINED HOLES

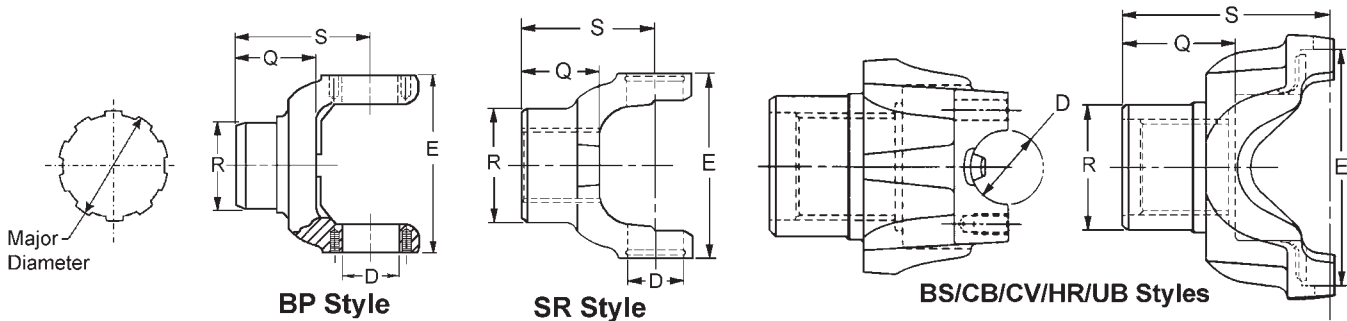


Major Diameter	R	Set Screw Diameter	Pin Hole Diameter	Location Viewed From Hub	S	Spicer Part Number
	Hub Dia.				Centerline to End of Hub	
<b>1000 SERIES</b>	<b>K-1.500</b>	<b>D-.938</b>	<b>USE KIT 5-170X, 5-170-1X</b>			
<b>.875-13 Spline</b>						
.875	1.500	.250	—	6	3.812	10-4-641
.875	1.625	.375	—	6	2.500	10-4-481
<b>1.000-6 Spline</b>						
1.000	1.625	.375	—	3	2.500	10-4-101 <i>.375 Dia. set screw @ 3 or 9</i>
<b>1.125-6 Spline</b>						
1.125	1.625	—	.328	THRU HUB	2.500	10-4-11 <i>.328 dia. pin hole thru hub</i>
<b>1.250-6 Spline</b>						
1.250	1.625	—	.328	THRU HUB	2.500	10-4-21 <i>.328 dia. pin hole thru hub</i>
<b>1.375-6 Spline</b>						
1.375	2.000	—	.328	THRU HUB	2.500	10-4-31 <i>.328 dia. pin hole thru hub</i>

• Part is discontinued    ■ Part is available until supply is exhausted    ▲ Not sold separately



**Important: See Safety Information in General Information Section (J300P-GI)**



Major Diameter	R	Q	S	C'Bore Depth	Style	End Yoke Assy. (includes slinger) Order When Listed	Slinger/Plug Part Number	Spicer Part Number
	Ground Hub Dia.	Length Thru Hole	Centerline to End					
<b>1100 SERIES</b>			<b>E-2.656</b>	<b>D-.938</b>				<b>USE KIT 5-101X</b>
<b>.878-13 Involute Spline</b>								
.878	2.000	1.250	2.250	—	SR	—	—	1-4-1201
<b>1210 SERIES</b>			<b>E=2.688</b>	<b>D=1.062</b>		<b>USE KIT NO. 5-443X, 5-554X</b>		
<b>USE U-BOLT ASSY. 2-94-28X, STRAP ASSY. 2-70-18X</b>								
<b>.984-22 Involute Spline</b>								
.984	1.547	1.297	3.305	—	BS	2-4-7221-1X•	42735	2-4-7111-1•
<b>1.031-23 Involute Spline</b>								
1.031	1.562	1.500	3.063	—	BS	2-4-5921-1X	41498	2-4-5911-1•
<b>1.146-26 Involute Spline</b>								
1.146	1.594	1.594	2.938	—	BS	2-4-6731-1X•	231596	2-4-6721-1•
1.146	1.625	1.156	2.750	—	BS	—	—	2-4-5901-1
1.146	1.625	1.156	3.375	—	CV	—	—	2-4-5891•
1.146	1.750	1.375	2.938	—	BS	—	—	2-4-6191-1•
								<i>Hub diameter not ground</i>
<b>1310 SERIES</b>			<b>E=3.469 (UB,BS STYLE E=3.219)</b>	<b>D=1.062</b>		<b>USE KIT 5-153X, 5-1310X10X</b>		
<b>USES U-BOLT ASSY. 2-94-28X, STRAP ASSY. 2-70-18X</b>								
<b>.878-13 Involute Spline</b>								
.878	2.000	1.567	2.562	—	SR	—	—	2-4-3331
								<i>.375 Diameter set screw; Hub diameter not ground</i>
<b>.970-29 Involute Spline</b>								
.970	1.500	1.500	3.000	.299	BS	—	—	2-4-8031-1•
<b>.982-10 Spline</b>								
.982	1.562	1.938	3.656	—	UB	—	—	2-4-1721
								<i>2-4-1721 was replaced by 2-4-1721-1</i>
.982	1.562	1.938	3.656	—	BS	—	—	2-4-1721-1■
<b>1.010-15 Involute Spline</b>								
1.010	1.594	2.656	3.562	—	SR	—	—	2-4-4931
1.010	2.120	1.240	2.312	—	SR	—	—	2-4-4921
								<i>Hub diameter not ground</i>
1.010	2.120	1.470	2.500	—	SR	—	—	2-4-8241
								<i>.375 Diameter set screw; Hub diameter not ground</i>
<b>1.026-23 Involute Spline</b>								
1.026	1.552	1.500	3.000	—	BS	2-4-6131-1X	41498	2-4-6121-1•
<b>1.070-16 Involute Spline</b>								
1.070	1.625	1.750	3.219	.201	BS	2-4-6981-1X•	-	2-4-6661-1▲
								<i>Assy includes Balance Disc #231901</i>
<b>1.125-10 Spline</b>								
1.125	1.552	1.500	3.000	—	UB	2-4-2821X•	15099	2-4-2791•
1.125	1.552	1.500	3.000	—	BS	2-4-2801-1X	31875	2-4-2791-1▲
1.125	1.552	1.500	3.000	—	BS	2-4-2821-1X	15099	2-4-2791-1▲

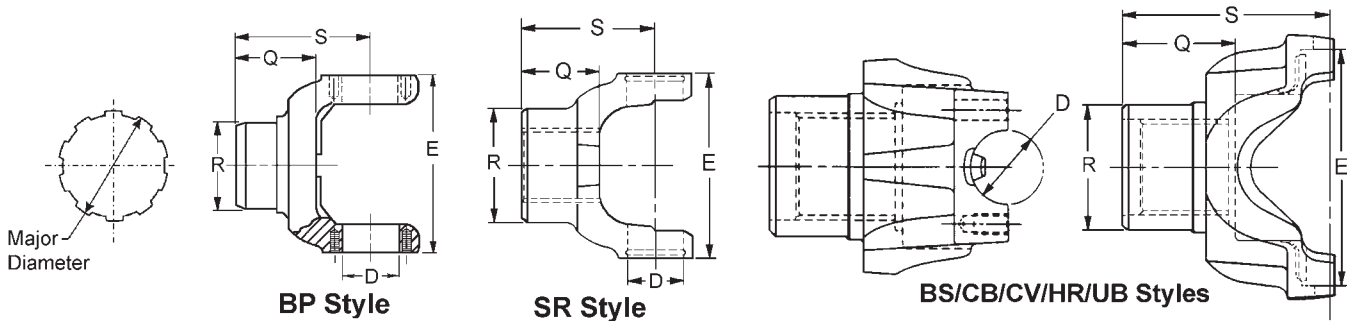
• Part is discontinued   ■ Part is available until supply is exhausted   ▲ Not sold separately

Major Diameter	R	Q	S	C'Bore Depth	Style	End Yoke Assy. (includes slinger) Order When Listed	Slinger/Plug Part Number	Spicer Part Number
	Ground Hub Dia.	Length Thru Hole	Centerline to End					
<b>1310 SERIES (Con't) E=3.469 (UB,BS STYLE E=3.219) D=1.062, USE KIT 5-153X, 5-1310X10X</b>								
<b>USES U-BOLT ASSY. 2-94-28X, STRAP ASSY. 2-70-18X</b>								
<b>1.125-10 Spline (Continued)</b>								
1.125	1.552	1.500	3.000	.310	BS	2-4-2851-1X•	330851	2-4-2841-1•
1.125	1.552	1.500	3.000	.311	CV	2-4-4061X•	330699	2-4-4051•
<b>1.146-26 Involute Spline</b>								
1.146	1.375	1.750	3.125	—	SR	—	—	2-4-3161•
1.146	1.453	1.500	3.000	—	BS	2-4-6411-1X	231877	2-4-6401-1• <i>Coupling shaft yoke</i>
1.146	1.467	1.500	3.000	—	BS	2-4-6181-1X•	231579	2-4-6171-1▲ <i>Coupling shaft yoke</i>
1.146	1.469	1.465	3.500	—	BS	2-4-8191-1X•	231579	2-4-8181-1▲ <i>High angle yoke</i>
1.146	1.469	1.484	3.500	—	BS	2-4-7501-1X <i>2-4-7491-1 was replaced by 2-4-7501-1X;</i>	231579	2-4-7491-1 <i>Coupling shaft yoke</i>
1.146	1.484	1.484	3.000	—	BS	2-4-7291-1X	232020	2-4-7401-1▲ <i>Coupling shaft yoke</i>
1.146	1.500	1.465	3.000	—	BS	2-4-8701-1X	231970	2-4-8691-1▲ <i>Coupling shaft yoke</i>
1.146	1.500	1.469	3.000	—	BS	—	—	2-4-7021-1 <i>Coupling shaft yoke; Hub diameter not ground</i>
1.146	1.500	1.736	3.270	—	BS	2-4-8541-1X	232911-1	2-4-8531-1▲ <i>Coupling shaft yoke; Hub diameter not ground</i>
1.146	1.513	2.000	3.300	—	SR	2-4-8171X	232184	2-4-8161• <i>Coupling shaft yoke</i>
1.146	1.552	1.495	2.995	—	BS	—	—	2-4-6561-1
1.146	1.552	1.500	2.914	—	BS	—	—	2-4-8321-1•
1.146	1.552	1.500	3.000	—	BS	2-4-2461-1X	31875	2-4-2271-1
1.146	1.552	1.500	3.000	—	BS	—	—	2-4-2271-1
1.146	1.552	1.500	3.000	—	CV	—	—	2-4-4341
1.146	1.552	1.500	3.000	—	BS	—	—	2-4-6641-1
1.146	1.552	1.500	3.000	—	BS	—	—	2-4-6781-1
1.146	1.552	1.500	3.000	—	UB	—	—	2-4-7871•
1.146	1.552	1.500	3.000	—	BS	—	—	2-4-7871-1•
1.146	1.552	1.500	3.000	—	UB	2-4-8091X	41498	2-4-8081•
1.146	1.552	1.500	3.000	—	BS	2-4-8091-1X	41498	2-4-8081-1•
1.146	1.552	1.500	3.156	—	BS	2-4-5331X•	15099	2-4-5321• <i>Attaching hardware by OEM</i>
1.146	1.552	1.500	3.250	—	BS	—	—	2-4-8141-1 <i>OEM only</i>
1.146	1.552	1.500	3.406	—	UB	2-4-5251X•	41498	2-4-5241▲ <i>Spec. yoke w/1.125 dia. brg. caps</i>
1.146	1.844	1.370	3.130	.120	BS	—	—	2-4-7991-1 <i>OEM only</i>
1.146	1.844	1.370	3.130	.120	BS	2-4-8551-1X	232816	2-4-8521-1
1.146	1.844	1.370	3.235	.120	BS	—	—	2-4-8311-1 <i>OEM only</i>
1.146	1.844	1.375	2.938	.120	BS	—	—	2-4-4601-1
1.146	1.844	1.375	2.938	.120	BS	2-4-6901-1X•	42779	2-4-6891-1▲
<b>1.172-27 Involute Spline</b>								
1.172	1.688	1.062	2.750	—	BS	—	—	2-4-5851-1•
1.172	1.688	1.062	3.090	—	BS	—	—	2-4-7751-1
<b>1.172-9 Based On 10 Spline</b>								
1.172	1.250	1.438	2.469	—	SR	—	—	2-4-1921 <i>Hub diameter not ground</i>

• Part is discontinued    ■ Part is available until supply is exhausted    ▲ Not sold separately



**Important: See Safety Information in General Information Section (J300P-GI)**



Major Diameter	R	Q	S	C'Bore Depth	Style	End Yoke Assy. (includes slinger) Order When Listed	Slinger/Plug Part Number	Spicer Part Number
	Ground Hub Dia.	Length Thru Hole	Centerline to End					
<b>1310 SERIES (Con't) E=3.469 (UB,BS STYLE E=3.219) D=1.062, USE KIT 5-153X, 5-1310X10X</b>								
<b>USES U-BOLT ASSY. 2-94-28X, STRAP ASSY. 2-70-18X</b>								
<b>1.181-10 Spline</b>								
1.181	1.562	1.500	3.000	—	BS	—	—	2-4-3701-1
<b>1.183-6 Spline</b>								
1.183	1.620	1.500	2.935	—	UB	—	—	2-4-1301• .188 Dia drilled hole thru hub
<b>1.215-18 Involute Spline</b>								
1.215	2.120	1.500	2.562	—	SR	—	—	2-4-6301 Hub diameter not ground
<b>1.229-28 Involute Spline</b>								
1.229	1.844	1.375	2.938	.120	BS	—	—	2-4-3741-1
1.229	1.844	1.375	2.938	.120	BS	—	—	2-4-6161-1 Zinc plated slinger
<b>1.250-10 Spline</b>								
1.250	1.750	2.000	3.375	—	CV	2-4-4021X	230881	2-4-4011•
1.250	1.750	2.000	3.625	—	UB	—	—	2-4-1831■
1.250	1.875	1.500	2.938	—	BS	2-4-1991-1X•	30798	2-4-1981-1▲
1.250	1.875	1.500	2.938	—	UB	2-4-2611X	230421	2-4-2601•
1.250	1.875	1.500	2.938	—	BS	2-4-2611-1X	230421	2-4-2601-1•
1.250	2.000	1.750	3.281	—	UB	2-4-4471X•	500166-24	2-4-2901
<i>2-4-2901 was replaced by 2-4-2901-1</i>								
1.250	2.000	1.750	3.281	—	BS	—	—	2-4-2901-1■
1.250	2.000	1.750	3.645	—	UB	—	—	2-4-7061•
1.250	2.000	1.750	3.625	—	UB	—	—	2-4-7731•
<b>1.268-14 Involute Spline</b>								
1.268	2.000	2.500	3.688	—	SR	—	—	2-4-5411
<i>.375 Dia.set screw @ 6 OR 12, hub diameter not ground.</i>								
1.268	2.120	1.500	2.562	—	SR	—	—	2-4-1741
1.268	2.125	1.953	3.453	—	BS	—	—	2-4-7141-1
<b>1.274-19 Involute Spline</b>								
1.274	2.000	1.344	2.500	—	SR	—	—	2-4-6341
<i>Hub diameter not ground</i>								
<b>1.276-29 Involute Spline</b>								
1.276	1.875	1.500	2.531	—	UB	2-4-3781X	30798	2-4-3771•
1.276	1.875	1.500	2.938	—	UB	2-4-3801X	34592	2-4-3791
<i>2-4-3801X will be replaced by 2-4-3801-1X when supply is exhausted; 2-4-3791 was replaced by 2-4-3801X</i>								
1.276	1.875	1.500	2.938	—	BS	2-4-3801-1X	34592	2-4-3791-1•
1.276	1.875	1.500	2.938	—	BS	2-4-6551-1X	34592	2-4-6541-1
1.276	1.875	1.500	2.996	—	BS	2-4-8391-1X	34592	2-4-8331-1•
<b>1.326-30 Involute Spline</b>								
1.326	1.750	2.000	3.375	—	CV	2-4-5421X•	230881	2-4-4801•

• Part is discontinued   ■ Part is available until supply is exhausted   ▲ Not sold separately

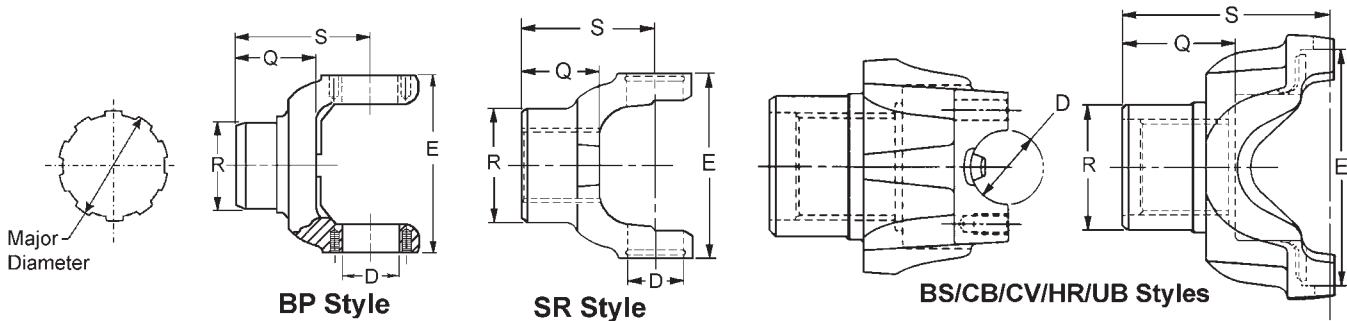


Major Diameter	R	Q	S	C'Bore Depth	Style	End Yoke Assy. (includes slinger) Order When Listed	Slinger/Plug Part Number	Spicer Part Number
	Ground Hub Dia.	Length Thru Hole	Centerline to End					
<b>1310 SERIES (Con't) E=3.469 (UB,BS STYLE E=3.219) D=1.062, USE KIT 5-153X, 5-1310X10X</b>								
<b>USES U-BOLT ASSY. 2-94-28X, STRAP ASSY. 2-70-18X</b>								
<b>1.375-10 Spline</b>								
1.375	1.719	1.500	2.938	—	UB	—	—	2-4-411
1.375	1.750	1.750	3.219	—	UB	—	—	2-4-2671
<i>2-4-2671 was replaced by 2-4-2671-1; Coupling shaft yoke; Hub diameter not ground</i>								
1.375	1.750	1.750	3.219	—	BS	—	—	2-4-2671-1
<i>Coupling shaft yoke</i>								
1.375	2.000	2.000	3.438	.250	UB	—	—	2-4-2371•
1.375	2.125	1.156	2.594	—	BS	—	—	2-4-6001-1•
1.375	2.125	1.375	2.938	—	UB	—	—	2-4-6011▪
1.375	2.125	1.375	2.938	—	UB	—	—	2-4-7151•
1.375	2.125	2.000	3.438	—	UB	—	—	2-4-1731
<i>2-4-1731 was replaced by 2-4-1731-1; Hub diameter not ground</i>								
1.375	2.125	2.000	3.438	—	UB	2-4-2411X•	230421	2-4-2401
<i>2-4-2401 was replaced by 2-4-2401-1</i>								
1.375	2.125	2.000	3.438	—	BS	2-4-2411-1X•	230421	2-4-2401-1
1.375	2.125	2.000	3.469	—	BS	—	—	2-4-6671-1•
<b>1.375-6 Spline</b>								
1.375	2.125	1.500	2.969	—	UB	—	—	2-4-1311•
<b>1.377-21 Involute Spline</b>								
1.377	2.125	1.469	2.562	—	SR	—	—	2-4-5781
<i>Hub diameter not ground</i>								
<b>1.383-21 Involute Spline</b>								
1.383	2.250	1.650	3.115	—	BS	—	—	2-4-7801-1•
<i>Hub diameter not ground</i>								
<b>1.400-32 Involute Spline</b>								
1.400	2.125	2.000	3.438	—	BS	—	—	2-4-4191-1
<b>1.401-32 Involute Spline</b>								
1.401	1.875	2.000	3.875	—	CV	—	—	2-4-5341•
1.401	2.000	2.000	3.438	—	BS	—	—	2-4-5141-1
<b>1.403-21 Involute Spline</b>								
1.403	1.620	1.562	3.000	—	CV	—	—	2-4-5091
<i>Flats on hub, slot thru hub, drilled hole thru hub; Hub diameter not ground</i>								
1.403	2.125	1.125	2.594	—	BS	—	—	2-4-5991-1•
<b>1.500-10 Spline</b>								
1.500	2.125	1.734	3.500	—	BS	—	—	2-4-7181-1
<i>Hub diameter not ground</i>								
<b>1330 SERIES E=3.875 (UB,BS STYLE E=3.625) D=1.062 USE KIT 5-213X, 5-1330X</b>								
<b>USE U-BOLT ASSY. 2-94-28X, STRAP ASSY. 2-70-18X</b>								
<b>1.118-27 Involute Spline</b>								
1.118	1.970	1.785	3.772	.276	BS	2-4-03952X	5003953	5002013 ▲
1.118	1.970	1.785	3.772	.276	BS	5003952	5003953	5002013 ▲
<i>5003952 was replaced by 2-4-03952X</i>								
<b>1.146-26 Involute Spline</b>								
1.146	1.496	1.980	3.476	—	SR	—	5004797	2-4-02009
<i>Coupling shaft yoke</i>								
1.146	1.496	1.980	3.476	—	SR	5002008	5004797	5002009
<i>5002009 was replaced by 2-4-02009; Coupling shaft yoke</i>								
1.146	1.552	1.500	3.000	—	BS	2-4-3581-1X	—	2-4-3571-1 ▲
1.146	1.552	1.500	3.188	—	BS	—	—	2-4-8431-1
<i>OEM only</i>								
1.146	1.552	1.500	3.705	—	BS	2-4-7851-1X•	46480	2-4-7791-1
<i>OEM only</i>								
1.146	1.844	1.375	3.562	.120	BS	—	—	2-4-7631-1•
<i>High angle yoke</i>								

• Part is discontinued    ■ Part is available until supply is exhausted    ▲ Not sold separately



Important: See Safety Information in General Information Section (J300P-GI)



Major Diameter	R	Q	S	C'Bore Depth	Style	End Yoke Assy. (includes slinger) Order When Listed	Slinger/Plug Part Number	Spicer Part Number
	Ground Hub Dia.	Length Thru Hole	Centerline to End					
<b>1330 SERIES (Con't)</b>			<b>E=3.875 (UB,BS STYLE E=3.625) D=1.062</b>			<b>USE KIT 5-213X, 5-1330X</b>		

**USE U-BOLT ASSY. 2-94-28X, STRAP ASSY. 2-70-18X**

**1.172-27 Involute Spline**

1.172	1.688	1.060	3.115	—	BS	—	—	2-4-8451-1 <i>OEM only</i>
-------	-------	-------	-------	---	----	---	---	-------------------------------

**1.200-29 Involute Spline**

1.200	1.653	1.799	3.772	.335	BS	2-4-03950X	5003951	5002012 ▲	
1.200	1.653	1.799	3.772	.335	BS	5003950	5003951	5002012 ▲	
							<i>5003950 was replaced by 2-4-03950X</i>		
1.200	1.653	1.799	3.772	.335	BS	2-4-03954-1X	5003955	5002015 ▲	
1.200	1.653	1.799	3.772	.335	BS	5003954	5003955	5002015 ▲	
							<i>5003954 was replaced by 2-4-03954-1X</i>		

**1.202-17 Involute Spline**

1.202	1.688	1.719	3.188	.460	BS	2-4-5691-1X•	231302	2-4-5681-1•
-------	-------	-------	-------	------	----	--------------	--------	-------------

**1.229-28 Involute Spline**

1.229	1.844	1.375	2.938	.120	BS	2-4-7031-1X	231935-1	2-4-6851-1■ <i>Zinc plated slinger</i>
-------	-------	-------	-------	------	----	-------------	----------	---

**1.276-29 Involute Spline**

1.276	—	1.500	3.094	—	CV	—	—	2-4-7921 <i>Coupling shaft yoke; Hub diameter not ground</i>	
1.276	1.875	1.500	2.938	—	BS	2-4-4291-1X	34592	2-4-4031-1	
							<i>2-4-4031-1 will be replaced by 2-4-4291-1X when supply is exhausted</i>		
1.276	1.875	1.500	2.938	—	BS	2-4-8051-1X	41195	2-4-8041-1 ▲	
1.276	1.875	1.500	3.188	—	BS	—	—	2-4-8421-1•	

**1.401-32 Involute Spline**

1.401	1.875	2.000	3.875	—	CV	—	—	2-4-5441
1.401	2.125	2.000	3.438	—	BS	—	—	2-4-5521-1•

**1.403-21 Involute Spline**

1.403	1.906	1.719	3.594	—	CV	—	—	2-4-6221 <i>Flats on hub, slot thru hub, drilled hole thru hub</i>
1.403	2.000	2.531	4.062	.240	CV	—	—	2-4-6231• <i>Hub diameter not ground</i>

**1330-F SERIES E=3.875 D=1.125**

**USE KIT 5-1204X, 5-792X**

**USE U-BOLT ASSY NO. 2-94-58X**

**1.146-26 Involute Spline**

1.146	1.562	1.500	3.000	—	UB	2-4-6111X	41498	2-4-6101•
-------	-------	-------	-------	---	----	-----------	-------	-----------

**1.276-29 Involute Spline**

1.276	1.875	1.500	2.938	—	UB	2-4-5311X	34592	2-4-5301•	
							<i>2-4-5311X was replaced by 2-4-4291-1X</i>		
1.276	1.875	1.500	2.938	—	UB	2-4-8051X•	41195	2-4-8041 ▲	

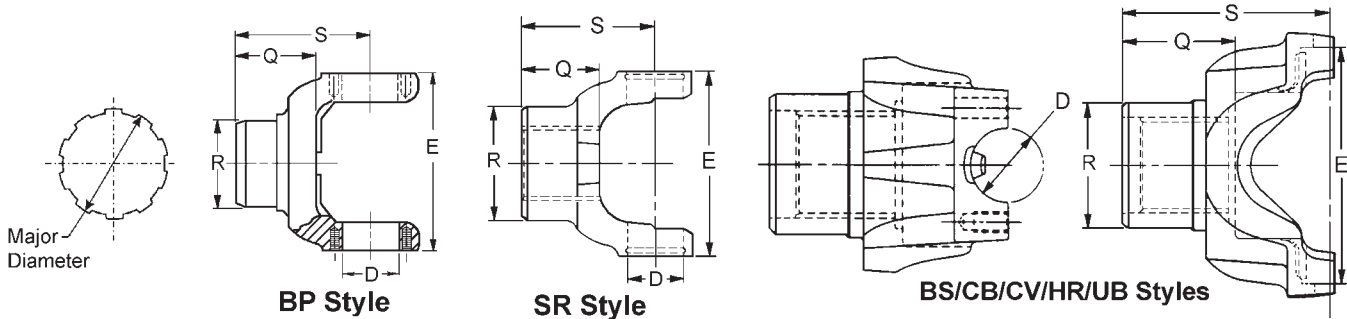
• Part is discontinued   ■ Part is available until supply is exhausted   ▲ Not sold separately

Major Diameter	R	Q	S	C'Bore Depth	Style	End Yoke Assy. (includes slinger) Order When Listed	Slinger/Plug Part Number	Spicer Part Number
	Ground Hub Dia.	Length Thru Hole	Centerline to End					
<b>1340 SERIES</b>			<b>E=3.953</b>	<b>D=1.250</b>	<b>USE KIT NO. 5-243X</b>			
<b>1.375-6 Spline</b>								
1.375	2.375	1.750	3.875	—	SR	—	—	3-4-5341•
1.375	2.375	1.875	3.875	—	SR	—	—	3-4-5101•
<b>1350 SERIES</b>			<b>E=3.875 (UB,BS STYLE E=3.625)</b>	<b>D=1.188</b>	<b>USE KIT 5-178X, 5-1350X</b>			
<b>USE U-BOLT ASSY. 3-94-18X, STRAP ASSY. 3-70-28X</b>								
<b>.970-29 Involute Spline</b>								
.970	1.500	1.500	3.547	.299	BS	—	—	3-4-11721-1■
<b>1.125-10 Spline</b>								
1.125	1.552	1.500	3.000	—	BS	—	—	3-4-2111-1
<b>1.146-26 Involute Spline</b>								
1.146	1.516	1.969	3.476	—	SR	5006148	5004797 <i>Coupling shaft yoke; OEM only</i>	5006147 3-4-13761-1
1.146	1.550	1.500	3.000	—	BS	—	—	3-4-13761-1
1.146	1.550	1.500	3.000	—	BS	3-4-5761-1X	15099	3-4-5751-1▲
<b>1.170-10 Involute Spline</b>								
1.170	1.375	1.406	2.406	—	UB	—	—	3-4-2801 <i>Chamfered counterbore</i>
<b>1.181-10 Spline</b>								
1.181	1.875	1.656	3.125	—	BS	—	—	3-4-2051-1
<b>1.194-46 Involute Spline</b>								
1.194	2.000	2.203	3.938	—	BS	—	—	3-4-9821-1
<b>1.209-27 Involute Spline</b>								
1.209	1.516	1.469	3.250	.290	BS	3-4-11911-1X•	232064	3-4-9941-1•
1.209	1.516	1.469	3.328	.290	BS	3-4-11231-1X•	231636	3-4-11221-1▲
<b>1.229-28 Involute Spline</b>								
1.229	1.844	1.375	3.031	.120	BS	3-4-11931-1X	231935-1	3-4-11901-1• <i>Zinc plated slinger</i>
<b>1.250-10 Spline</b>								
1.250	1.750	2.000	3.500	—	BS	—	—	3-4-3761-1
1.250	1.875	1.500	3.031	—	HR	3-4-3461-1X•	30798	3-4-3451-1▲
1.250	2.125	1.750	3.312	—	UB	—	—	3-4-2781•
<b>1.268-14 Involute Spline</b>								
1.268	—	1.790	2.688	—	SR	—	—	3-4-13161
<b>1.276-29 Involute Spline</b>								
1.276	1.810	1.495	2.995	—	BS	—	—	3-4-14621-1 <i>Coupling shaft yoke</i>
1.276	1.875	1.500	3.000	—	BS	3-4-14021-1X•	42501	3-4-12211-1
1.276	1.875	1.500	3.000	—	BS	3-4-13031-1X•	45799	3-4-12771-1•
1.276	1.875	1.500	3.000	—	BS	3-4-13031-2X	45799	3-4-12771-2▲ <i>Attaching hardware by OEM</i>
1.276	1.875	1.500	3.000	—	BS	3-4-14541-1X•	34592	3-4-14531-1 <i>OEM only</i>
1.276	1.875	1.500	3.000	—	BS	—	52392	3-4-14671-1▲
1.276	1.875	1.500	3.000	—	BS	3-4-5731-1X	34592	3-4-5721-1
1.276	1.875	1.500	3.000	—	BS	—	—	3-4-5721-1 <i>Coupling shaft yoke</i>
<b>1.282-15 Involute Spline</b>								
1.282	1.810	1.450	3.030	—	BS	—	—	3-4-11421-1■ <i>Hub diameter not ground</i>
1.282	1.812	1.600	3.031	—	BS	—	—	3-4-11441-1 <i>Hub diameter not ground</i>
1.282	1.970	2.250	3.875	—	BS	—	—	3-4-13601-1 <i>Hub diameter not ground</i>

• Part is discontinued    ■ Part is available until supply is exhausted    ▲ Not sold separately



**Important: See Safety Information in General Information Section (J300P-GI)**



Major Diameter	R	Q	S	C'Bore Depth	Style	End Yoke Assy. (includes slinger) Order When Listed	Slinger/Plug Part Number	Spicer Part Number
	Ground Hub Dia.	Length Thru Hole	Centerline to End					
<b>1350 SERIES (Con't) E=3.875 (UB,BS STYLE E=3.625) D=1.188 USE KIT 5-178X, 5-1350X</b>								
<b>USE U-BOLT ASSY. 3-94-18X, STRAP ASSY. 3-70-28X</b>								
<b>1.284-14 Involute Spline</b>								
1.284	2.000	1.438	2.688	—	SR	3-4-5391X	230859	3-4-5301
1.284	2.000	1.719	2.688	—	SR	—	—	3-4-7401
<i>.375 Dia.set screw @ 6 OR 12, hub diameter not ground.</i>								
<b>1.312-30 Involute Spline</b>								
1.312	1.938	1.156	3.125	—	BS	3-4-8691-1X	231356	3-4-8681-1
<b>1.375-10 Spline</b>								
1.375	1.703	1.375	2.922	—	BS	—	—	3-4-11711-1
1.375	1.719	1.781	3.281	—	BS	3-4-178-1X	98-1473	3-4-2171-1• <i>Coupling shaft yoke</i>
1.375	1.719	2.000	3.500	—	BS	—	—	3-4-1261-1•
1.375	1.750	1.812	3.312	—	BS	—	—	3-4-1111-1
1.375	2.000	2.000	3.500	.250	BS	—	—	3-4-1211-1
1.375	2.000	2.188	4.281	.250	UB	3-4-1371-1•	-	3-4-1371•
1.375	2.000	2.188	4.281	.250	UB	—	—	3-4-1371•
1.375	2.000	2.188	4.281	.250	BS	—	—	3-4-1371-1•
1.375	2.125	2.000	3.500	—	BS	—	—	3-4-3951-1■
1.375	2.125	2.000	3.688	—	BS	—	—	3-4-3291-1
<b>1.378-31 Based On 32 Involute Spline</b>								
1.378	1.885	4.094	5.594	.400	BS	—	—	3-4-13211-1• <i>Uses GM brg. strap</i>
1.378	1.885	4.094	5.594	.400	BS	—	—	3-4-13731-1 <i>Nickel plated; uses GM brg. strap</i>
<b>1.378-32 Involute Spline</b>								
1.378	2.000	1.375	3.000	—	SR	—	—	3-4-12611•
<b>1.401-32 Involute Spline</b>								
1.401	2.125	2.000	3.500	—	BS	—	—	3-4-6211-1
1.401	2.125	2.719	4.750	—	UB	—	—	3-4-7241•
1.401	2.125	2.719	4.750	—	BS	—	—	3-4-7241-1■
<b>1.403-21 Involute Spline</b>								
1.403	1.938	1.938	3.844	—	BS	3-4-13011-1X	2-68-104	3-4-13001-1•
1.403	1.938	2.045	3.835	—	BS	—	—	3-4-14461-1 <i>Snap ring groove in spline</i>
1.403	2.000	1.234	2.953	—	BS	—	—	3-4-10591-1
1.403	2.000	2.245	4.285	—	BS	—	—	3-4-14451-1
<b>1.498-29 Involute Spline</b>								
1.498	1.969	1.828	3.922	—	BS	—	—	3-4-10281-1•
1.498	1.969	2.837	4.984	1.026	BS	—	—	3-4-12461-1•

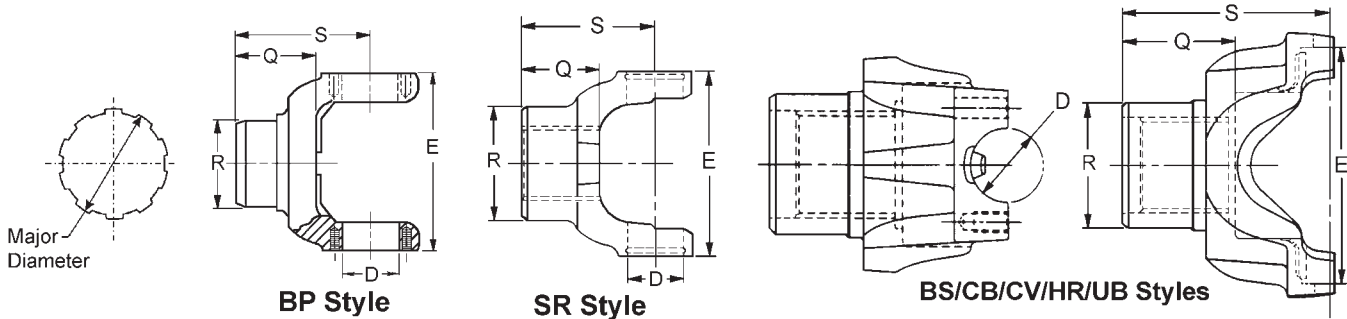
• Part is discontinued   ■ Part is available until supply is exhausted   ▲ Not sold separately



Major Diameter	R	Q	S	C'Bore Depth	Style	End Yoke Assy. (includes slinger) Order When Listed	Slinger/Plug Part Number	Spicer Part Number
	Ground Hub Dia.	Length Thru Hole	Centerline to End					
<b>1350 SERIES (Con't)</b>			<b>E=3.875 (UB,BS STYLE E=3.625) D=1.188</b>			<b>USE KIT 5-178X, 5-1350X</b>		
<b>USE U-BOLT ASSY. 3-94-18X, STRAP ASSY. 3-70-28X</b>								
<b>1.500-10 Spline</b>								
1.500	1.810	2.000	3.695	—	BS	—	—	3-4-13881-1
							<i>Coupling shaft yoke; Hub diameter not ground</i>	
1.500	2.250	2.000	3.500	—	BS	—	—	3-4-1441-1
1.500	2.250	2.063	3.530	—	BS	—	—	3-4-1501-1
1.500	2.253	2.185	3.905	—	BS	—	—	3-4-2231-1
1.500	2.500	2.000	3.766	.540	BS	—	—	3-4-8511-1
<b>1.511-14 Involute Spline</b>								
1.511	2.125	2.531	4.500	—	BS	—	—	3-4-8501-1
1.511	2.375	1.828	3.312	—	BS	—	—	3-4-8491-1•
<b>1.625-10 Spline</b>								
1.625	2.375	2.125	3.969	—	UB	3-4-9001X•	230895	3-4-3931•
1.625	2.375	2.125	3.969	—	BS	3-4-9001-1X•	230895	3-4-3931-1•
<b>1.678-31 Based On 32 Involute Spline</b>								
1.678	2.359	2.078	4.140	—	BS	3-4-13441-1X	3-68-34	3-4-13431-1
							<i>3-4-13431-1 was replaced by 3-4-13441-1X</i>	
<b>1.750-10 Spline</b>								
1.750	2.375	1.812	3.500	—	BS	—	—	3-4-3801-1
1.750	2.375	2.188	4.000	—	BS	—	—	3-4-2351-1
<b>1410 SERIES</b>			<b>E=4.438 (UB,BS STYLE E=4.188) D=1.188</b>			<b>USE KIT 5-160X, 5-1410X</b>		
<b>USE U-BOLT ASSY, 3-94-18X, STRAP KIT 3-70-28X</b>								
<b>1.250-10 Spline</b>								
1.250	1.875	1.500	3.188	—	BS	3-4-4451-1X	30798	3-4-4441-1▲
<b>1.260-23 Involute Spline</b>								
1.260	1.565	1.609	3.562	.360	BS	—	—	3-4-10941-1
<b>1.268-14 Involute Spline</b>								
1.268	1.516	1.750	2.750	—	SR	—	—	3-4-5321
							<i>Hub diameter not ground</i>	
1.268	2.250	2.125	4.031	—	BS	3-4-9561-1X	2-68-293	3-4-9551-1
							<i>w/zerk fitting</i>	
1.268	2.375	2.250	4.031	—	BS	—	—	3-4-7721-1
							<i>.375 Dia.set screw @ 6 OR 12, hub diameter not ground.</i>	
<b>1.276-29 Involute Spline</b>								
1.276	1.810	1.500	3.200	—	BS	—	—	3-4-14591-1
							<i>Coupling shaft yoke</i>	
1.276	1.875	1.420	3.185	—	BS	3-4-11891-1X	34592	3-4-11851-1
							<i>3-4-11851-1 will be replaced by 3-4-11891-1X when supply is exhausted</i>	
1.276	1.875	1.495	3.188	—	BS	—	—	3-4-03491-1
1.276	1.875	1.495	3.188	—	BS	—	—	5003491
							<i>5003491 was replaced by 3-4-03491-1</i>	
1.276	1.875	1.500	3.188	—	BS	3-4-5711-1X	34592	3-4-5701-1•
1.276	1.875	1.500	3.188	—	BS	—	—	3-4-8731-1■
1.276	1.875	1.500	3.200	—	BS	3-4-14711-1X	52392	3-4-14681-1▲
							<i>Attaching hardware by OEM</i>	
<b>1.375-10 Spline</b>								
1.375	1.719	1.781	3.469	—	BS	3-4-2851-1X	98-1473	3-4-2841-1•
							<i>Hub diameter not ground</i>	
1.375	1.719	2.000	3.703	—	BS	—	—	3-4-1471-1
1.375	1.875	1.688	3.500	—	BS	3-4-12541-1X•	2-68-164	3-4-12531-1▲
1.375	1.938	2.000	3.688	—	BS	—	—	3-4-1481-1
1.375	2.125	1.750	3.500	—	BS	—	—	3-4-3941-1
1.375	2.125	2.000	3.685	—	BS	—	—	3-4-2271-1

• Part is discontinued    ■ Part is available until supply is exhausted    ▲ Not sold separately





Major Diameter	R	Q	S	C'Bore Depth	Style	End Yoke Assy. (includes slinger) Order When Listed	Slinger/Plug Part Number	Spicer Part Number
	Ground Hub Dia.	Length Thru Hole	Centerline to End					

**1410 SERIES (Con't) E=4.438 (UB,BS STYLE E=4.188) D=1.188 USE KIT 5-160X, 5-1410X**

**USE U-BOLT ASSY, 3-94-18X, STRAP KIT 3-70-28X**

**1.375-10 Spline (Continued)**

1.375 2.500 1.938 5.750 — BS — *Flanged end yoke, strap kit not furnished by Dana* — 3-4-7141

**1.375-32 Involute Spline**

1.375 1.886 2.000 3.675 — BS — — 3-4-13511-1• *Uses GM brg. strap*

**1.383-21 Involute Spline**

1.383 2.625 3.312 4.641 1.190 BS — — 3-4-11471-1•

**1.400-32 Involute Spline**

1.400 2.125 2.000 3.688 — BS — — 3-4-10951-1

**1.498-29 Involute Spline**

1.498 1.969 1.828 3.938 — BS — — 3-4-10571-1•

1.498 2.000 1.609 3.688 — BS — — 3-4-10931-1•

**1.500-10 Spline**

1.500 1.812 2.000 3.719 — BS 3-4-6631-1X 231004 3-4-6561-1 *Coupling shaft yoke*

1.500 2.125 2.000 3.688 .250 BS — — 3-4-1901-1

1.500 2.125 2.000 3.688 — BS — — 3-4-3961-1

1.500 2.125 2.188 3.875 — UB — — 3-4-6531•

1.500 2.250 1.750 3.750 — BS — — 3-4-1911-1•

1.500 2.250 2.188 3.875 — BS — — 3-4-2241-1

1.500 2.312 2.000 3.688 — BS — — 3-4-2261-1 *Hub diameter not ground*

1.500 2.312 2.000 3.688 — BS 3-4-7321-1X 230124 3-4-2941-1

1.500 2.406 2.000 3.688 — UB — — 3-4-6751•

1.500 2.625 2.000 3.844 — BS — — 3-4-10551-1 *Coupling shaft yoke*

**1.500-10 Involute Spline**

1.500 1.810 2.000 3.690 — BS — — 3-4-13871-1• *Coupling shaft yoke; Hub diameter not ground*

**1.506-23 Involute Spline**

1.506 2.375 1.406 3.500 .240 BS — — 3-4-11811-1

**1.525-35 Involute Spline**

1.525 2.125 2.000 3.688 — BS — — 3-4-5191-1

1.525 2.500 1.938 3.750 — BS — — 3-4-9251-2■ *Attaching hardware by OEM*

1.525 2.500 1.938 5.750 — BS — — 3-4-7151 *Flanged end yoke, strap kit not furnished by Dana*

**1.527-22 Based On 23 Involute Spline**

1.527 1.889 2.678 4.425 .080 BS — — 3-4-11741-1

3-4-11741-1 was replaced by 3-4-11751-1X

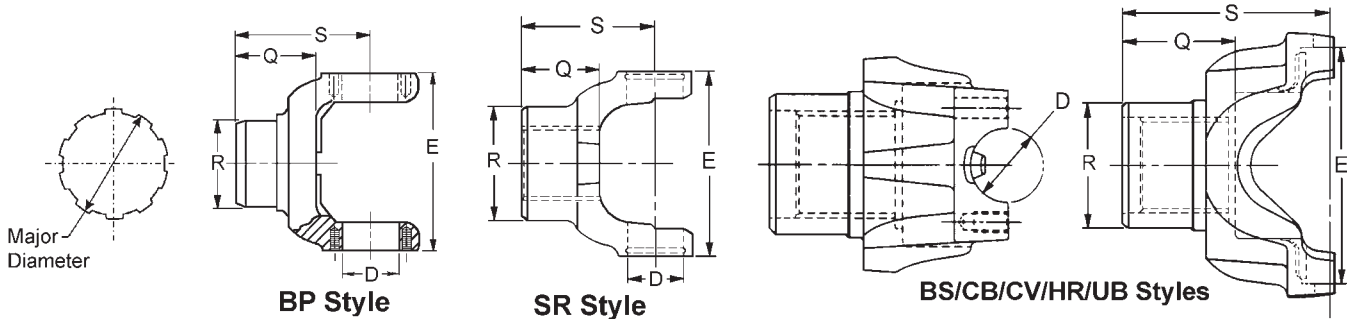
• Part is discontinued ■ Part is available until supply is exhausted ▲ Not sold separately

Major Diameter	R	Q	S	C'Bore Depth	Style	End Yoke Assy. (includes slinger) Order When Listed	Slinger/Plug Part Number	Spicer Part Number
	Ground Hub Dia.	Length Thru Hole	Centerline to End					
<b>1410 SERIES (Con't) E=4.438 (UB,BS STYLE E=4.188) D=1.188 USE KIT 5-160X, 5-1410X</b>								
<b>USE U-BOLT ASSY, 3-94-18X, STRAP KIT 3-70-28X</b>								
<b>1.527-22 Based On 23 Involute Spline (Continued)</b>								
1.527	1.889	2.678	4.425	.080	BS	3-4-11751-1X <i>3-4-11741-1 was replaced by 3-4-11751-1X</i>	—	3-4-11741-1
1.527	1.890	1.605	3.500	—	BS	—	—	3-4-11591-1•
1.527	1.890	1.614	3.500	—	BS	—	—	3-4-10231-1•
<b>1.588-24 Involute Spline</b>								
1.588	2.250	2.125	4.000	.470	BS	3-4-11701-1X	3-68-124	3-4-8701-1•
<b>1.590-30 Involute Spline</b>								
1.590	2.200	1.625	3.719	—	BS	3-4-8001-1X•	232037	3-4-7991-1•
<b>1.609-15 Involute Spline</b>								
1.609	2.125	1.938	3.750	—	BS	—	—	3-4-7311-1■
<b>1.609-37 Involute Spline</b>								
1.609	2.500	2.000	4.312	.240	BS	3-4-14721-1X•	84406	3-4-14371-1
1.609	2.500	2.000	4.312	.240	BS	3-4-14391-1X	232895	3-4-14371-1
1.609	2.500	2.000	4.312	.240	BS	3-4-11081-1X	231872	3-4-9931-1•
<b>1.625-10 Spline</b>								
1.625	2.370	2.130	3.938	—	BS	—	—	3-4-12201-1
1.625	2.375	2.125	3.938	—	BS	—	—	3-4-3491-1
1.625	2.375	2.125	4.188	—	BS	3-4-5921-1X	230895	3-4-2131-1•
<b>1.650-16 Involute Spline</b>								
1.650	2.375	2.000	3.812	—	UB	—	—	3-4-2281•
<b>1.678-31 Based On 32 Involute Spline</b>								
1.678	2.362	1.750	3.875	—	BS	—	—	3-4-14301-1 <i>OEM only</i>
<b>1.750-10 Spline</b>								
1.750	2.250	2.188	4.188	—	UB	—	—	3-4-3351•
1.750	2.359	2.094	4.203	—	BS	—	—	3-4-11761-1
1.750	2.375	1.938	3.969	—	BS	—	—	3-4-8031-1•
1.750	2.375	2.188	4.188	—	BS	—	—	3-4-1161-1•
1.750	2.375	2.188	4.188	—	BS	—	—	3-4-1841-1
1.750	2.500	1.938	5.750	—	BS	—	—	3-4-7131•
<i>Flanged end yoke, strap kit not furnished by Dana</i>								
1.750	2.501	2.000	4.000	.250	BS	—	—	3-4-13911-1
1.750	2.625	2.188	4.000	.250	BS	3-4-5881-1X	230909	3-4-3041-1 <i>Tapered counterbore</i>
1.750	2.625	2.188	4.250	.250	BS	—	—	3-4-2511-1 <i>Tapered counterbore</i>
1.750	2.625	2.188	4.250	.250	BS	—	—	3-4-7031-1 <i>Tapered counterbore</i>
<b>1.751-27 Involute Spline</b>								
1.751	2.500	2.070	4.232	—	BS	—	—	5009758
1.751	2.625	1.438	3.465	—	BS	—	—	3-4-10541-1•
1.751	2.780	2.060	4.230	—	BS	—	—	5004785• <i>Hub diameter not ground</i>
<b>1.774-34 Involute Spline</b>								
1.774	2.500	2.250	4.188	—	UB	3-4-8061X	231206	3-4-7551 <i>3-4-8061X was replaced by 3-4-8061-1X; 3-4-7551 was replaced by 3-4-8061-1X</i>
1.774	2.500	2.250	4.188	—	BS	3-4-8061-1X•	231206	3-4-7551-1▲
<b>1.784-27 Involute Spline</b>								
1.784	2.625	2.000	4.000	—	BS	—	—	3-4-8721-1• <i>Flanged end yoke</i>
<b>1.790-34 Involute Spline</b>								
1.790	2.565	2.750	5.125	—	BS	3-4-13971-1X	—	3-4-13961-1 <i>OEM only</i>
1.790	2.625	2.188	4.031	—	BS	3-4-10461-1X■	232039	3-4-10251-1

• Part is discontinued    ■ Part is available until supply is exhausted    ▲ Not sold separately



**Important: See Safety Information in General Information Section (J300P-GI)**



Major Diameter	R	Q	S	C'Bore Depth	Style	End Yoke Assy. (includes slinger) Order When Listed	Slinger/Plug Part Number	Spicer Part Number
	Ground Hub Dia.	Length Thru Hole	Centerline to End					

**1410 SERIES (Con't) E=4.438 (UB,BS STYLE E=4.188) D=1.188 USE KIT 5-160X, 5-1410X**

USE U-BOLT ASSY, 3-94-18X, STRAP KIT 3-70-28X								
<b>1.798-13 Involute Spline</b>								
1.798	2.688	2.290	4.000	—	BS	—	—	3-4-12631-1
<b>1.878-14 Involute Spline</b>								
1.878	2.564	2.015	4.219	—	UB	—	—	3-4-8071
1.878	2.564	2.015	4.219	—	BS	—	—	3-4-8071 was replaced by 3-4-8071-1
1.878	2.564	2.015	4.219	—	BS	—	—	3-4-8071-1
<b>1.960-10 Spline</b>								
1.960	2.625	2.062	4.125	—	BS	—	—	3-4-2391-1
<b>1.971-24 Involute Spline</b>								
1.971	2.516	1.953	4.000	.390	BS	—	—	3-4-13681-1
<b>1.972-10 Spline</b>								
1.972	2.594	1.844	3.688	—	BS	3-4-11251-1X	231549	3-4-2161-1
1.972	2.594	1.844	3.969	—	BS	—	—	3-4-2251-1

**1480 SERIES E=4.438 (UB,BS STYLE E=4.188) D=1.375 USE KIT 5-188X,SPL55X**

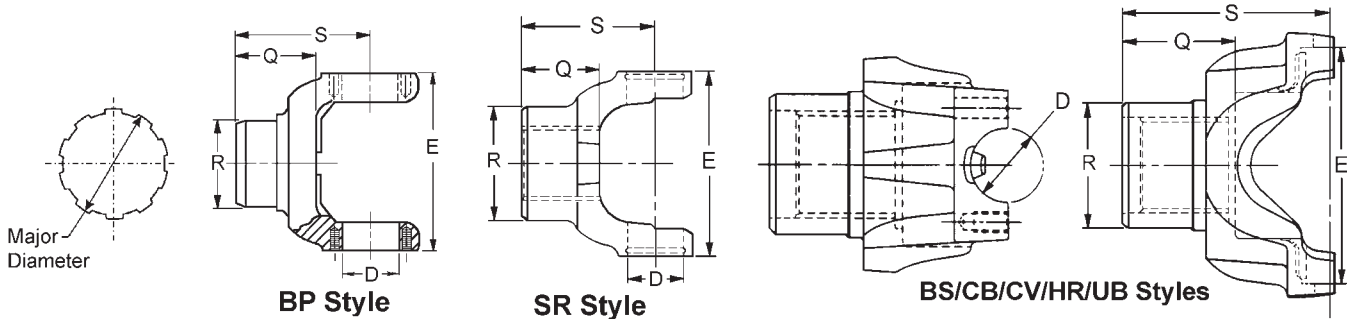
USE U-BOLT ASSY NO.3-94-28X,STRAP ASSY. 3-70-38X								
<b>1.276-29 Involute Spline</b>								
1.276	1.875	1.500	3.500	—	BS	3-4-13391-1X	34592	3-4-9531-1
<b>1.375-10 Spline</b>								
1.375	2.125	1.750	3.965	—	BS	—	231496	3-4-3231-1
1.375	2.125	2.000	3.859	—	SR	—	—	3-4-13021
1.375	2.125	2.000	4.031	—	UB	—	—	3-4-6701
1.375	2.125	2.000	4.031	—	BS	—	—	3-4-6701-1
<b>1.500-10 Spline</b>								
1.500	1.810	2.000	4.031	—	BS	—	—	3-4-13921-1
1.500	1.810	2.000	4.031	—	BS	3-4-7391-1X	231004	3-4-6901-1
1.500	1.810	2.000	4.031	—	BS	—	—	3-4-6901-2
1.500	1.938	2.000	4.031	—	BS	3-4-4421-1X	230124	3-4-3091-1
1.500	2.062	2.000	4.031	—	UB	3-4-3331X	230207	3-4-3081
1.500	2.062	2.000	4.031	—	BS	3-4-3331-1X	230207	3-4-3081-1
1.500	2.125	2.000	4.219	.250	BS	—	—	3-4-3111-1
1.500	2.125	2.120	3.660	—	BS	—	—	3-4-7781

• Part is discontinued    ■ Part is available until supply is exhausted    ▲ Not sold separately

Major Diameter	R	Q	S	C'Bore Depth	Style	End Yoke Assy. (includes slinger) Order When Listed	Slinger/Plug Part Number	Spicer Part Number
	Ground Hub Dia.	Length Thru Hole	Centerline to End					
<b>1480 SERIES (Con't) E=4.438 (UB,BS STYLE E=4.188) D=1.375 USE KIT 5-188X,SPL55X</b>								
<b>USE U-BOLT ASSY NO.3-94-28X,STRAP ASSY. 3-70-38X</b>								
<b>1.500-10 Spline (Continued)</b>								
1.500	2.125	2.188	4.250	—	UB	3-4-6261X•	230895	3-4-6251•
1.500	2.250	2.188	4.200	—	BS	3-4-6221-1X	230895	3-4-3781-1
<i>3-4-3781-1 was replaced by 3-4-6221-1X</i>								
1.500	2.250	2.188	4.406	—	BS	—	—	3-4-3241-1•
1.500	2.500	2.000	4.031	—	BS	—	—	3-4-3691-1
<b>1.506-23 Involute Spline</b>								
1.506	2.375	1.403	3.500	.240	BS	—	—	3-4-14031-1•
<i>Counterbore at hub end</i>								
1.506	2.375	1.406	3.500	.240	BS	3-4-11511-1X•	231982	3-4-11501-1
<i>Counterbore at hub end</i>								
<b>1.525-35 Involute Spline</b>								
1.525	2.125	2.000	4.031	—	BS	—	—	3-4-6691-1
1.525	2.500	1.938	5.750	—	UB	—	—	3-4-7161•
<i>Flanged end yoke</i>								
<b>1.533-17 Involute Spline</b>								
1.533	2.120	1.950	4.000	—	BS	—	—	3-4-13791-1•
<b>1.567-36 Involute Spline</b>								
1.567	2.156	2.000	4.022	—	BS	—	—	3-4-18183-1
<i>Coupling shaft yoke; Hub diameter not ground</i>								
1.567	2.156	2.000	4.031	—	UB	—	—	5018183
<i>5018183 was replaced by 3-4-18183-1</i>								
<b>1.605-15 Involute Spline</b>								
1.605	2.125	1.938	4.000	—	BS	—	—	3-4-9301-1
<b>1.609-37 Involute Spline</b>								
1.609	2.500	2.000	4.328	.240	BS	3-4-14731-1X•	84406	3-4-11171-1
1.609	2.500	2.000	4.328	.240	BS	3-4-11281-1X	231872	3-4-11171-1
<b>1.625-10 Spline</b>								
1.625	2.375	2.125	4.188	—	BS	3-4-5781-1X•	230895	3-4-3141-1▲
1.625	2.375	2.125	4.312	—	UB	—	—	3-4-3771•
1.625	2.375	2.125	4.312	—	BS	—	—	3-4-5871-1•
<b>1.625-26 Involute Spline</b>								
1.625	1.938	2.000	4.688	—	UB	—	—	3-4-9031•
<b>1.750-10 Spline</b>								
1.750	2.250	2.188	4.250	—	BS	3-4-6241-1X•	230895	3-4-6231-1•
1.750	2.250	2.188	4.406	—	BS	—	—	3-4-7361-1
1.750	2.362	2.120	4.215	—	BS	—	—	3-4-13821-1
1.750	2.362	2.125	4.214	—	BS	—	—	3-4-14551-1
1.750	2.375	2.125	4.250	.250	BS	—	—	3-4-8021-1•
<i>Chamfered counterbore</i>								
1.750	2.375	2.188	4.219	—	BS	—	—	3-4-3191-1
1.750	2.375	2.188	4.219	—	BS	—	—	3-4-3571-1
1.750	2.500	1.922	3.859	—	UB	—	—	3-4-5911•
1.750	2.500	1.922	5.109	—	BS	—	—	3-4-11561-1
<i>Flanged end yoke, strap kit not furnished by Dana</i>								
1.750	2.500	1.938	4.000	—	BS	—	—	3-4-11871-1
1.750	2.500	1.938	4.000	—	BS	—	—	3-4-11871-2•
<i>Attaching hardware by OEM</i>								
1.750	2.500	1.938	5.750	—	BS	—	—	3-4-7171•
<i>Flanged end yoke, strap kit not furnished by Dana</i>								
1.750	2.500	1.953	4.000	—	BS	—	—	3-4-9271-1•
1.750	2.500	1.953	4.000	—	BS	—	—	3-4-9271-2•
<i>Attaching hardware by OEM</i>								
1.750	2.500	2.000	4.000	—	BS	—	—	3-4-13901-1

• Part is discontinued    ■ Part is available until supply is exhausted    ▲ Not sold separately





Major Diameter	R	Q	S	C'Bore Depth	Style	End Yoke Assy. (includes slinger) Order When Listed	Slinger/Plug Part Number	Spicer Part Number
	Ground Hub Dia.	Length Thru Hole	Centerline to End					

**1480 SERIES (Con't) E=4.438 (UB,BS STYLE E=4.188) D=1.375 USE KIT 5-188X,SPL55X**

**USE U-BOLT ASSY NO.3-94-28X,STRAP ASSY. 3-70-38X**

**1.750-10 Spline (Continued)**

1.750	2.500	2.250	4.281	—	BS	—	—	3-4-6411-1•
1.750	2.625	1.938	3.969	—	UB	—	—	3-4-4051
								<i>3-4-4051 was replaced by 3-4-4051-1</i>
1.750	2.625	1.938	3.969	—	BS	—	—	3-4-4051-1•
1.750	2.625	2.188	4.281	.250	BS	3-4-5811-1X	230909	3-4-3391-1•
								<i>Chamfered counterbore</i>
1.750	2.625	2.188	4.750	.250	BS	—	—	3-4-10301-1
								<i>Flanged end yoke; Chamfered counterbore</i>
1.750	2.625	2.250	4.281	.250	BS	3-4-5791-1X	230909	3-4-3061-1
								<i>Chamfered counterbore</i>
1.750	2.625	2.250	4.469	.250	BS	—	—	3-4-3121-1
								<i>Chamfered counterbore</i>
1.750	2.685	2.245	4.276	.250	BS	—	—	3-4-3541-1•
								<i>Chamfered counterbore</i>
1.750	2.750	2.250	4.281	.500	UB	—	—	3-4-9621
								<i>3-4-9621 was replaced by 3-4-9621-1</i>
1.750	2.750	2.250	4.281	.500	BS	—	—	3-4-9621-1•

**1.751-27 Involute Spline**

1.751	2.500	2.063	4.125	—	BS	—	—	3-4-11181-1
1.751	2.625	2.281	4.250	—	BS	—	—	3-4-11161-1•
1.751	2.750	2.701	4.565	—	BS	3-4-14881-1XM	232873	3-4-14871-1M▲
								<i>Attaching hardware by OEM; OEM only</i>
1.751	2.750	2.701	4.565	.400	BS	3-4-12451-1X	3-68-134	3-4-12441-1▲
								<i>Counterbore at hub end</i>
1.751	2.750	2.701	4.565	.120	BS	3-4-12721-1XM•	232873/3-68-134	3-4-12711-1M•
								<i>OEM only</i>
1.751	3.000	2.469	4.500	.490	BS	—	—	3-4-9981-1•

**1.755-13 Involute Spline**

1.755	2.500	2.250	4.281	—	BS	—	—	3-4-7001-1
-------	-------	-------	-------	---	----	---	---	------------

**1.774-34 Spline**

1.774	2.500	2.250	4.469	—	BS	3-4-8051-1X	231206	3-4-7541-1▲
1.774	2.500	2.250	4.469	—	BS	—	—	3-4-7541-2•
								<i>Attaching hardware by OEM</i>

**1.790-34 Involute Spline**

1.790	2.375	2.188	4.219	—	BS	3-4-12101-1X	232198	3-4-12091-1•
1.790	2.562	2.750	5.125	—	BS	3-4-9241-1X•	231059	3-4-9231-1•
1.790	2.562	2.750	5.125	—	BS	3-4-9241-2X•	231059	3-4-9231-2•
								<i>Attaching hardware by OEM</i>
1.790	2.562	2.750	5.562	—	BS	3-4-7261-1X	231059	3-4-7251-1▲
								<i>Flanged end yoke, strap kit not furnished by Dana</i>

• Part is discontinued    ■ Part is available until supply is exhausted    ▲ Not sold separately

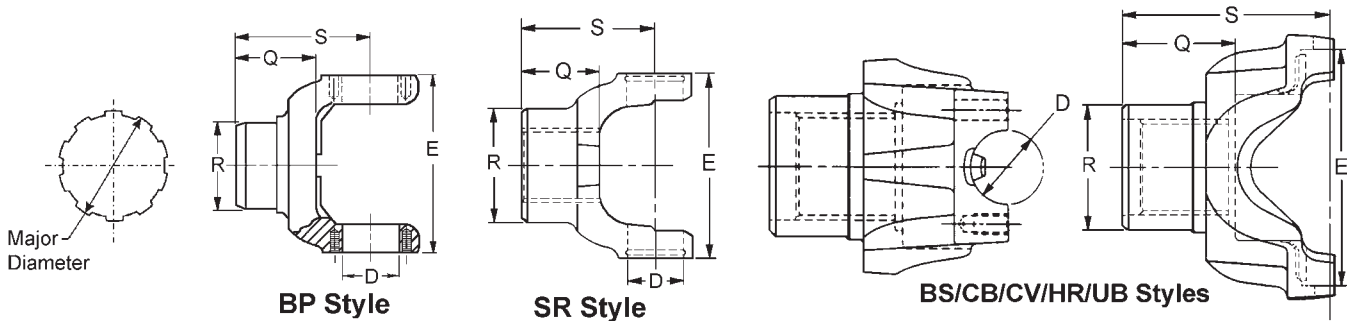


Major Diameter	R	Q	S	C'Bore Depth	Style	End Yoke Assy. (includes slinger) Order When Listed	Slinger/Plug Part Number	Spicer Part Number
	Ground Hub Dia.	Length Thru Hole	Centerline to End					
<b>1480 SERIES (Con't)</b>			<b>E=4.438 (UB,BS STYLE E=4.188) D=1.375</b>			<b>USE KIT 5-188X,SPL55X</b>		
<b>USE U-BOLT ASSY NO.3-94-28X,STRAP ASSY. 3-70-38X</b>								
<b>1.790-34 Involute Spline (Continued)</b>								
1.790	2.567	2.750	4.885	—	BS	3-4-11621-1X• <i>Flanged end yoke, strap kit not furnished by Dana</i>	231059	3-4-11551-1•
1.790	2.625	2.188	4.281	—	UB	3-4-10471X•	232039	3-4-10261•
1.790	2.625	2.188	4.281	—	BS	3-4-11921-1X•	232036	3-4-10261-1■
1.790	2.625	2.188	4.281	—	BS	3-4-10471-1X	232039	3-4-10261-1■
1.790	2.625	2.188	4.281	—	BS	—	—	3-4-13931-1
<b>1.874-28 Involute Spline</b>								
1.874	2.625	2.780	4.630	—	BS	3-4-10351-1X	3-68-154	3-4-10341-1▲
<b>1.875-10 Spline</b>								
1.875	2.750	2.375	4.406	—	BS	3-4-6671-1X•	230900	3-4-3901-1▲
<b>1.922-14 Involute Spline</b>								
1.922	2.375	2.188	4.438	—	BS	—	—	3-4-11071-1
1.922	2.375	2.188	4.438	—	BS	—	—	3-4-7571-1
<b>1.964-10 Spline</b>								
1.964	2.500	2.000	4.688	—	UB	—	—	3-4-4211•
<b>1.969-10 Spline</b>								
1.969	2.625	2.250	4.406	.250	BS	3-4-5821-1X	230897	3-4-3861-1• <i>Tapered counterbore</i>
<b>1.972-10 Spline</b>								
1.972	2.598	1.859	4.500	—	BS	—	—	3-4-5441-1•
1.972	2.598	1.859	4.525	—	BS	—	—	3-4-3051-1
<b>1.998-38 Involute Spline</b>								
1.998	2.750	2.125	4.156	—	BS	—	—	3-4-8781-1
1.998	3.000	2.125	4.281	—	BS	3-4-12121-1X•	232200	3-4-12111-1•
<b>2.008-31 Involute Spline</b>								
2.008	2.750	2.441	4.526	.240	BS	—	—	3-4-11771-1•
2.008	2.750	3.386	5.710	—	BS	—	—	3-4-11121-1• <i>Flanged end yoke</i>
<b>2.024-39 Involute Spline</b>								
2.024	2.625	2.250	4.344	—	BS	3-4-11061-1X■ <i>3-4-11051-1 will be replaced by 3-4-11061-1X when supply is exhausted</i>	232039	3-4-11051-1
2.024	2.625	2.250	4.344	.250	BS	3-4-13061-1X	232167	3-4-13051-1▲
2.024	3.000	1.832	3.878	.250	BS	5006976	5006975	3-4-14781-1▲ <i>5006976 was replaced by 3-4-06976-1X</i>
2.024	3.000	1.832	3.878	.250	BS	3-4-14791-1X•	232511	3-4-14781-1▲
2.024	3.000	1.832	3.878	.250	BS	3-4-06976-1X	5006975	3-4-14781-1▲
2.024	3.000	2.281	4.344	.250	BS	3-4-13081-1X	232511	3-4-13071-1•
2.024	3.000	2.312	4.281	.090	UB	3-4-8871X•	231359	3-4-8861
<b>2.114-32 Involute Spline</b>								
2.114	3.000	2.250	4.281	.424	BS	3-4-13351-1X	232200	3-4-13341-1•
<b>2.372-46 Involute Spline</b>								
2.372	3.000	3.391	5.500	—	BS	3-4-14401-1XM	—	3-4-12481-1M <i>Counterbore at hub end</i>
<b>1550 SERIES</b>			<b>E=5.250 (UB,BS STYLE E=4.964) D=1.375</b>			<b>USE KIT 5-155X, SPL70X808X</b>		
<b>USE U-BOLT ASSY. 3-94-28X, STRAP ASSY. 3-70-38X</b>								
<b>1.500-10 Spline</b>								
1.500	2.312	2.000	3.775	—	BS	—	—	4-4-2051-1 <i>Coupling shaft yoke</i>
1.500	2.562	2.000	3.812	—	BS	—	—	4-4-4211-1 <i>Coupling shaft yoke</i>
1.500	2.562	2.000	3.812	—	BS	—	—	4-4-4211-2 <i>Coupling shaft yoke. Attaching hardware by OEM</i>

• Part is discontinued   ■ Part is available until supply is exhausted   ▲ Not sold separately



**Important: See Safety Information in General Information Section (J300P-GI)**



Major Diameter	R	Q	S	C'Bore Depth	Style	End Yoke Assy. (includes slinger) Order When Listed	Slinger/Plug Part Number	Spicer Part Number
	Ground Hub Dia.	Length Thru Hole	Centerline to End					

**1550 SERIES (Con't) E=5.250 (UB,BS STYLE E=4.964) D=1.375 USE KIT 5-155X, SPL70X808X**

**USE U-BOLT ASSY. 3-94-28X, STRAP ASSY. 3-70-38X**

**1.506-23 Spline**

1.506 2.375 1.403 4.345 — BS — — 4-4-6711-1•

**1.605-15 Involute Spline**

1.605 2.125 1.938 4.000 — BS — — 4-4-5601-1■

1.605 2.125 1.953 4.000 — BS — — 4-4-6331-1

**1.609-37 Involute Spline**

1.609 2.500 2.016 4.406 .240 BS 4-4-6851-1X 231872 4-4-6841-1•

**1.625-10 Spline**

1.625 2.375 2.125 3.938 — BS — — 4-4-1921-1

1.625 2.750 1.750 3.750 — BS — — 4-4-5571-1•

**1.750-10 Spline**

1.750 2.375 2.188 4.000 — BS — — 4-4-2041-1

1.750 2.375 2.250 4.281 — BS — — 4-4-5111-1•

1.750 2.500 1.915 4.115 — BS — — 4-4-6791-2•

*Attaching hardware by OEM*

1.750 2.500 1.938 4.125 — BS — — 4-4-4781-1

1.750 2.500 1.938 4.125 — BS — — 4-4-4781-2■

*Attaching hardware by OEM*

1.750 2.500 2.000 4.125 — BS — — 4-4-4171-1•

1.750 2.500 2.000 5.750 — BS 4-4-7861-1X - 4-4-7421-1▲

*Flanged yoke w/eight 7-73-620 bolts*

1.750 2.500 2.250 4.188 — BS — — 4-4-2511-1

1.750 2.500 2.260 4.290 — BS — — 4-4-5251-1•

1.750 2.625 2.188 4.281 — BS — — 4-4-3841-1•

1.750 2.625 2.234 4.672 .250 BS 4-4-3581-1X 230909 4-4-1901-1

*Tapered counterbore*

1.750 2.625 2.250 4.281 — BS — — 4-4-2091-1

1.750 2.750 2.245 4.652 — BS — — 4-4-3811-1

1.750 2.750 2.250 4.281 — BS — — 4-4-1931-1

1.750 2.750 2.250 4.812 — BS — — 4-4-5721-1•

**1.751-27 Involute Spline**

1.751 2.500 2.094 4.125 — BS — — 4-4-6141-1

1.751 2.750 2.400 4.250 — BS — — 4-4-5991-1

**1.755-13 Involute Spline**

1.755 2.375 2.250 4.031 — BS — — 4-4-2931-1

1.755 2.375 2.250 4.063 — BS 4-4-5241-1X• 4-68-58X 4-4-5231-1▲

*Hub diameter not ground; Contains plug w/zerk fitting #4-68-58X*

• Part is discontinued ■ Part is available until supply is exhausted ▲ Not sold separately



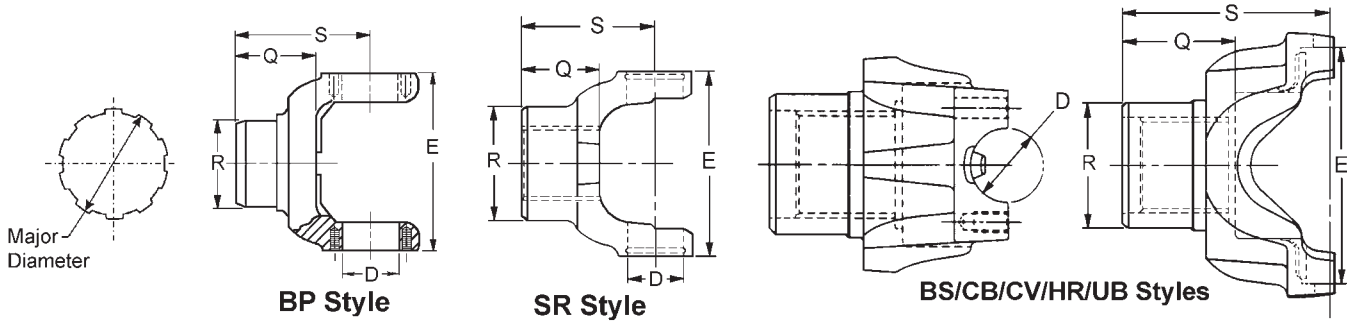


Major Diameter	R	Q	S	C'Bore Depth	Style	End Yoke Assy. (includes slinger) Order When Listed	Slinger/Plug Part Number	Spicer Part Number
	Ground Hub Dia.	Length Thru Hole	Centerline to End					
<b>1550 SERIES (Con't) E=5.250 (UB,BS STYLE E=4.964) D=1.375 USE KIT 5-155X, SPL70X808X</b>								
<b>USE U-BOLT ASSY. 3-94-28X, STRAP ASSY. 3-70-38X</b>								
<b>1.774-34 Spline</b>								
1.774	2.500	2.260	4.700	—	BS	4-4-4111-1X	231206	4-4-4101-1 <i>4-4-4101-1 was replaced by 4-4-4111-1X</i>
1.774	2.500	2.260	4.700	—	BS	4-4-4111-2X•	231206	4-4-4101-2 <i>Attaching hardware by OEM</i>
<b>1.790-34 Involute Spline</b>								
1.790	2.375	2.200	4.000	—	BS	4-4-6961-1X	232198	4-4-6951-1•
1.790	2.562	2.750	5.156	—	BS	4-4-4801-1X	231059	4-4-4791-1•
1.790	2.562	2.750	5.156	—	BS	4-4-4801-2X	231059	4-4-4791-2• <i>Attaching hardware by OEM</i>
1.790	2.562	2.750	5.531	—	BS	4-4-7871-1X•	231059	4-4-7431-1▲ <i>Flanged end yoke</i>
1.790	2.562	2.790	5.125	—	BS	4-4-3861-1X	231059	4-4-3851-1•
1.790	2.565	2.760	5.525	—	BS	5004238	231059(PLUG)	5004237▲ <i>5004238 was replaced by 4-4-04238-1X; Flanged end yoke</i>
1.790	2.565	2.760	5.525	—	BS	4-4-04238-1X	231059(PLUG)	5004237▲ <i>Flanged end yoke</i>
1.790	2.625	2.185	4.275	—	BS	4-4-5611-1X	232039	4-4-5551-1•
<b>1.875-10 Spline</b>								
1.875	2.750	2.375	4.406	—	UB	—	—	4-4-1941•
1.875	2.750	2.375	4.406	—	BS	—	—	4-4-1941-1•
<b>1.922-14 Involute Spline</b>								
1.922	2.375	2.203	4.641	—	BS	—	—	4-4-4811-1
<b>1.939-30 Involute Spline</b>								
1.939	2.752	2.063	4.125	—	BS	—	—	4-4-6191-1
<b>1.962-10 Spline</b>								
1.962	2.625	2.266	4.266	—	BS	4-4-4071-1X■	230897	4-4-2431-1•
1.962	2.625	2.266	4.266	—	BS	4-4-4071-2X•	230897	4-4-2431-2• <i>Attaching hardware by OEM</i>
1.962	2.750	2.812	5.000	—	BS	—	—	4-4-4191-1•
1.962	2.750	2.812	5.000	—	BS	—	—	4-4-4771-2• <i>Attaching hardware by OEM</i>
1.962	2.750	2.812	5.000	—	BS	—	—	4-4-6781-2• <i>Attaching hardware by OEM</i>
1.962	2.938	2.530	4.585	—	BS	—	—	4-4-5061-1
<b>1.964-10 Spline</b>								
1.964	2.750	1.891	4.312	—	BS	—	—	4-4-7201-1
<b>1.972-10 Spline</b>								
1.972	2.750	2.375	4.422	—	BS	—	—	4-4-2381-1•
<b>1.998-38 Involute Spline</b>								
1.998	2.750	1.984	4.156	—	UB	—	—	4-4-4611•
1.998	2.750	1.984	4.156	—	BS	—	—	4-4-4611-1•
1.998	2.750	1.984	4.156	—	BS	—	—	4-4-4611-2 <i>Attaching hardware by OEM</i>
1.998	2.750	2.125	4.035	—	BS	—	—	4-4-4491-1 <i>S/A 4-4-7341-1 But Hub does not Include Slinger Diameter</i>
1.998	2.750	2.125	4.035	—	BS	—	—	4-4-7341-1• <i>S/A 4-4-4491-1 Except Hub has Slinger Diameter</i>
1.998	2.750	2.125	7.031	—	BS	—	—	4-4-6101-1 <i>Flanged end yoke</i>
1.998	3.000	2.125	4.500	—	BS	4-4-6981-1X	232200	4-4-6971-1•

• Part is discontinued   ■ Part is available until supply is exhausted   ▲ Not sold separately



**Important: See Safety Information in General Information Section (J300P-GI)**



Major Diameter	R	Q	S	C'Bore Depth	Style	End Yoke Assy. (includes slinger) Order When Listed	Slinger/Plug Part Number	Spicer Part Number
	Ground Hub Dia.	Length Thru Hole	Centerline to End					

**1550 SERIES (Con't) E=5.250 (UB,BS STYLE E=4.964) D=1.375 USE KIT 5-155X, SPL70X808X**  
**USE U-BOLT ASSY. 3-94-28X, STRAP ASSY. 3-70-38X**

**2.000-10 Spline**

2.000	2.625	2.125	4.203	—	BS	—	—	4-4-2401-1
2.000	2.625	2.250	4.281	.384	BS	—	—	4-4-6211-1■
2.000	2.746	2.453	4.500	—	BS	—	—	4-4-2451-1
2.000	2.750	2.000	4.406	—	BS	—	—	4-4-2481-1•
2.000	2.750	3.000	5.063	—	UB	—	—	4-4-2941
2.000	3.031	3.000	5.125	—	BS	4-4-5171-1X•	231620	4-4-5161-1▲ <i>Flanged end yoke w/notched slinger for magnetic pick-up.</i>

**2.005-15 Involute Spline**

2.005	2.875	2.680	4.655	.620	BS	—	—	4-4-4421-1
-------	-------	-------	-------	------	----	---	---	------------

**2.008-31 Involute Spline**

2.008	2.375	1.406	3.188	—	BS	—	—	4-4-4371-1•
2.008	2.625	2.297	4.165	.380	BS	4-4-5941-1X	232189	4-4-5841-1▲
2.008	2.750	3.386	6.078	—	BS	—	—	4-4-6641-1• <i>Flanged end yoke</i>
2.008	3.000	2.766	4.938	.490	BS	—	—	4-4-5091-1
2.008	3.000	2.906	5.062	.900	BS	—	—	4-4-7101-1M <i>OEM only</i>

**2.024-39 Involute Spline**

2.024	2.625	2.250	4.266	.250	BS	4-4-7551-1X	232167	4-4-6471-1▲
2.024	2.625	2.255	4.281	—	BS	4-4-5691-1X■	232039	4-4-5621-1•
2.024	3.000	2.297	4.281	.250	BS	4-4-7571-1X	232511	4-4-7561-1▲
2.024	3.000	2.312	5.000	.090	BS	4-4-6731-1X•	231359	4-4-5261-1•

**2.070-32 Involute Spline**

2.070	2.875	2.781	4.971	—	BS	4-4-7251-1X	4-68-94	4-4-7241-1•
-------	-------	-------	-------	---	----	-------------	---------	-------------

**2.114-32 Involute Spline**

2.114	3.000	2.250	4.312	.424	BS	4-4-7001-1X	232200	4-4-6991-1
-------	-------	-------	-------	------	----	-------------	--------	------------

*4-4-6991-1 was replaced by 4-4-7001-1X*

**2.125-16 Involute Spline**

2.125	3.000	3.047	5.094	—	BS	—	—	4-4-4361-1
-------	-------	-------	-------	---	----	---	---	------------

**2.143-41 Involute Spline**

2.143	2.938	2.500	4.500	—	BS	4-4-5701-1X•	231028	4-4-5581-1•
-------	-------	-------	-------	---	----	--------------	--------	-------------

**2.172-43 Involute Spline**

2.172	3.531	2.047	4.469	—	BS	—	—	4-4-7021-1
-------	-------	-------	-------	---	----	---	---	------------

*High angle yoke; .250 deep spline chamfer*

**2.178-43 Involute Spline**

2.178	3.359	2.047	4.625	—	BS	—	—	4-4-7501-1▲ <i>Counterbore at hub end</i>
-------	-------	-------	-------	---	----	---	---	--

**2.250-10 Spline**

2.250	3.000	3.000	5.047	—	BS	4-4-6051-1X▲	230921	4-4-3931-1 <i>Attaching hardware by OEM</i>
-------	-------	-------	-------	---	----	--------------	--------	--

• Part is discontinued   ■ Part is available until supply is exhausted   ▲ Not sold separately

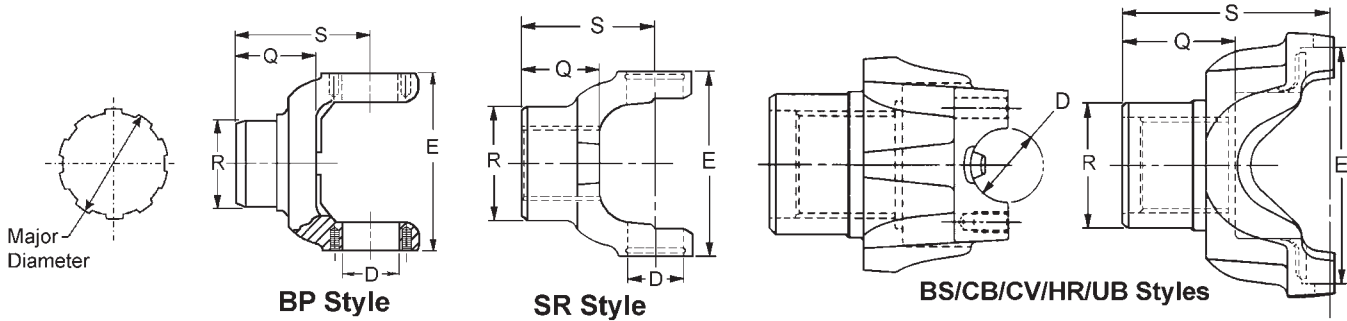


Major Diameter	R	Q	S	C'Bore Depth	Style	End Yoke Assy. (includes slinger) Order When Listed	Slinger/Plug Part Number	Spicer Part Number
	Ground Hub Dia.	Length Thru Hole	Centerline to End					
<b>1550 SERIES (Con't) E=5.250 (UB,BS STYLE E=4.964) D=1.375 USE KIT 5-155X, SPL70X808X</b>								
<b>USE U-BOLT ASSY. 3-94-28X, STRAP ASSY. 3-70-38X</b>								
<b>2.250-10 Spline (Continued)</b>								
2.250	3.000	3.000	5.047	—	BS	—	—	4-4-3931-2 <i>Attaching hardware by OEM</i>
2.250	3.500	3.000	5.125	—	BS	—	—	4-4-3501-1
<b>2.364-18 Involute Spline</b>								
2.364	3.000	2.765	4.777	—	BS	4-4-3921-1X•	—	4-4-2531-1•
<b>2.364-36 Involute Spline</b>								
2.364	3.000	2.688	5.078	—	BS	4-4-7111-1X	232200	4-4-7011-1•
<b>2.372-46 Involute Spline</b>								
2.372	3.000	3.344	5.375	—	BS	—	—	4-4-7711-1M <i>Metric bolt holes; OEM only</i>
2.372	3.000	3.375	5.500	.787	BS	4-4-4451-1X	232189	4-4-4381-1 ▲
2.372	3.000	3.734	6.193	.790	BS	—	—	4-4-7231-1M <i>Flanged yoke w/6 drilled holes in flange</i>
2.372	3.000	3.734	6.594	.790	BS	—	—	4-4-7331-1M <i>Flanged end yoke; OEM only</i>
2.372	3.020	3.734	6.193	.790	BS	—	—	4-4-7211-1M <i>Flanged yoke w/8 tapped metric holes.</i>
2.372	3.125	3.047	5.063	.500	BS	—	—	4-4-4761-1
<b>2.373-36 Involute Spline</b>								
2.373	3.250	2.555	4.615	—	BS	—	—	4-4-8011-1M <i>Metric bolt holes; OEM only</i>
<b>1610 SERIES E=5.312 (HR STYLE E=5.312) D= 1.875 USE KIT 5-279X, 5-674X</b>								
<b>USE STRAP KIT 5-70-28X</b>								
<b>1.618-18 Involute Spline</b>								
1.618	2.200	2.160	4.125	—	BP	—	—	5-4-8041
<b>1.625-10 Spline</b>								
1.625	2.375	2.125	4.125	—	BP	—	—	5-4-2401
1.625	2.375	2.185	4.190	—	BP	—	—	5-4-9741• <i>Four slots across end of hub</i>
<b>1.750-10 Spline</b>								
1.750	2.188	2.250	4.125	.500	BP	—	—	5-4-1721 <i>Coupling shaft yoke; Forged version, does not have counterbore</i>
1.750	2.188	2.250	4.125	.500	HR	—	—	5-4-1721-1 <i>Coupling shaft yoke</i>
1.750	2.375	2.188	4.190	—	BP	—	—	5-4-1481
1.750	2.375	2.188	4.690	—	HR	—	—	5-4-1481-1
1.750	2.375	2.250	4.906	.250	HR	—	—	5-4-6941-1•
1.750	2.484	3.000	5.000	—	BP	—	—	5-4-871•
1.750	2.500	1.938	4.125	—	BP	—	—	5-4-5711
1.750	2.500	1.953	4.125	—	HR	—	—	5-4-7631-1•
1.750	2.500	2.188	4.875	—	HR	—	—	5-4-7031-1•
1.750	2.500	2.250	4.250	.250	BP	—	—	5-4-1051
1.750	2.500	2.250	4.720	—	HR	—	—	5-4-7581-1•
1.750	2.625	2.250	4.125	—	BP	—	—	5-4-781•
1.750	2.625	2.250	4.750	.250	BP	5-4-5111X	230909	5-4-2081 <i>5-4-2081 was replaced by 5-4-5111X</i>
1.750	2.625	2.250	4.750	.250	HR	5-4-5111-1X•	230909	5-4-2081-1•
1.750	2.625	2.250	5.062	.250	BP	—	—	5-4-2521•
1.750	2.625	2.250	5.344	—	BP	—	—	5-4-4461
1.750	2.625	2.250	5.344	—	HR	—	—	5-4-4461-1•
1.750	2.625	2.250	5.344	.250	BP	—	—	5-4-4571

• Part is discontinued    ■ Part is available until supply is exhausted    ▲ Not sold separately



Important: See Safety Information in General Information Section (J300P-GI)



Major Diameter	R	Q	S	C'Bore Depth	Style	End Yoke Assy. (includes slinger) Order When Listed	Slinger/Plug Part Number	Spicer Part Number
	Ground Hub Dia.	Length Thru Hole	Centerline to End					

**1610 SERIES (Con't) E=5.312 (HR STYLE E=5.312) D= 1.875 USE KIT 5-279X, 5-674X**

**USE STRAP KIT 5-70-28X**

**1.750-10 Spline (Continued)**

1.750	2.625	2.250	6.000	.250	BP	5-4-4761X	230909	5-4-3901• <i>High angle yoke</i>
1.750	2.750	2.250	4.750	—	BP	5-4-3601X	230794	5-4-1931•
1.750	2.750	2.250	5.000	—	BP	—	—	5-4-3621
1.750	2.750	2.250	5.410	—	BP	—	—	5-4-4481
1.750	2.750	2.250	6.000	—	BP	5-4-4441X•	230794	5-4-3861 <i>High angle yoke</i>

**1.750-27 Involute Spline**

1.750	2.125	1.891	4.750	—	HR	—	—	5-4-6981-1•
-------	-------	-------	-------	---	----	---	---	-------------

**1.774-34 Spline**

1.774	2.500	2.250	4.875	—	HR	5-4-5621-1X	231206	5-4-5571-1 <i>5-4-5571-1 was replaced by 5-4-5621-1X</i>
1.774	2.500	2.250	5.438	.120	BP	5-4-5081X	231101	5-4-6261•
1.774	2.500	2.250	5.438	.120	HR	—	—	5-4-6261-1
1.774	2.500	2.250	6.062	.120	BP	5-4-4901X•	231101	5-4-6251• <i>High angle yoke</i>

**1.790-34 Involute Spline**

1.790	2.188	2.250	4.125	.500	HR	—	—	5-4-7171-1 <i>Coupling shaft yoke</i>
1.790	2.375	2.203	4.125	—	HR	5-4-8571-1X•	232198	5-4-8561-1 ▲
1.790	2.500	2.250	5.438	—	HR	—	—	5-4-8911-1
1.790	2.562	2.750	5.312	—	BP	5-4-4841X	231059	5-4-4831•
1.790	2.562	2.750	5.312	—	HR	5-4-4841-1X	231059	5-4-4831-1•
1.790	2.562	2.750	5.312	—	HR	5-4-8061-1X	231059	5-4-7781-1•
1.790	2.567	2.830	5.310	—	BP	5-4-5231X•	231059	5-4-5221•
1.790	2.625	2.188	4.750	—	BP	—	—	5-4-7261•
1.790	2.625	2.188	4.750	—	HR	5-4-7301-1X	232039	5-4-7261-1•
1.790	2.625	2.188	5.880	—	HR	—	—	5-4-7941-1•
1.790	2.625	2.422	4.938	.250	HR	5-4-8501-1X•	232166	5-4-8491-1•
1.790	2.625	2.438	4.938	.250	BP	—	—	5-4-6341
1.790	2.625	2.438	6.188	—	BP	—	—	5-4-6351 <i>High angle yoke</i>
1.790	2.625	2.438	6.188	.250	BP	5-4-8441X	232166	5-4-8001• <i>High angle yoke</i>

**1.875-10 Spline**

1.875	2.750	2.000	4.469	—	HR	—	—	5-4-7701-1
1.875	2.750	2.375	5.000	—	BP	—	—	5-4-2501•

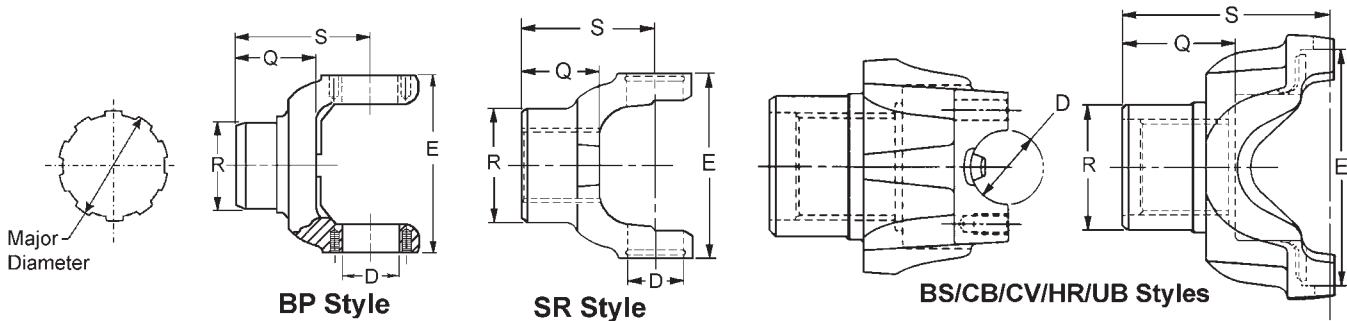
• Part is discontinued    ■ Part is available until supply is exhausted    ▲ Not sold separately

Major Diameter	R	Q	S	C'Bore Depth	Style	End Yoke Assy. (includes slinger) Order When Listed	Slinger/Plug Part Number	Spicer Part Number
	Ground Hub Dia.	Length Thru Hole	Centerline to End					
<b>1610 SERIES (Con't)</b>			<b>E=5.312 (HR STYLE E=5.312) D= 1.875</b>			<b>USE KIT 5-279X, 5-674X</b>		
<b>USE STRAP KIT 5-70-28X</b>								
<b>1.939-30 Involute Spline</b>								
1.939	3.000	2.000	4.500	—	HR	—	—	5-4-9771-1 <i>OEM only</i>
1.939	3.000	2.000	4.560	—	HR	5-4-9531-1X	232789	5-4-9521-1• <i>OEM only</i>
1.939	3.000	2.250	4.750	—	BP	—	—	5-4-4391
<b>1.960-10 Spline</b>								
1.960	2.438	3.000	5.500	—	BP	—	—	5-4-4721• <i>Coupling shaft yoke</i>
1.960	2.750	2.625	5.125	—	BP	5-4-5281X•	98-1362	5-4-3681•
<b>1.960-6 Spline</b>								
1.960	2.750	3.000	5.000	—	BP	5-4-2031X•	330287	5-4-1431•
<b>1.962-10 Spline</b>								
1.962	2.500	2.000	4.500	—	BP	—	—	5-4-2541•
1.962	2.500	2.000	5.219	—	BP	—	—	5-4-4551
1.962	2.625	2.250	4.719	.250	BP	5-4-5121X	230909	5-4-1641•
1.962	2.625	2.250	4.719	.250	HR	5-4-5121-1X•	230909	5-4-1641-1▲
1.962	2.625	2.250	4.906	—	HR	—	—	5-4-7111-1
1.962	2.625	2.250	5.062	.250	BP	—	—	5-4-3241•
1.962	2.625	2.250	5.312	—	HR	5-4-6361-1X	230909	5-4-4471-1•
1.962	2.625	2.250	5.310	.250	BP	5-4-8901X•	230909	5-4-8851 <i>Tapered counterbore</i>
1.962	2.625	2.250	5.312	.250	HR	5-4-8901-1X	230909	5-4-8851-1 <i>5-4-8851-1 was replaced by 5-4-8901-1X; Chamfered counterbore</i>
1.962	2.625	2.250	6.000	.250	BP	5-4-4771X	230909	5-4-3911• <i>High angle yoke</i>
1.962	2.750	2.625	5.938	—	BP	5-4-5321X	98-1362	5-4-4221•
1.962	2.750	2.812	5.000	—	BP	—	—	5-4-5091
1.962	2.750	2.812	5.281	—	HR	—	—	5-4-7041-1
1.962	2.750	2.812	5.281	—	HR	—	—	5-4-8361-1
1.962	2.940	2.570	5.120	.310	HR	—	—	5-4-9511-1
1.962	3.000	2.250	4.750	.480	BP	—	—	5-4-2531 <i>Chamfered counterbore</i>
1.962	3.000	2.250	5.375	—	BP	—	—	5-4-4541
<b>1.989-30 Involute Spline</b>								
1.989	3.000	2.688	6.000	.220	BP	5-4-7251X	231750	5-4-5721
1.989	3.000	2.688	6.000	.220	HR	5-4-8671-1X	232199	5-4-8661-1• <i>High angle yoke</i>
<b>1.998-38 Involute Spline</b>								
1.998	2.750	1.969	4.156	—	BP	—	—	5-4-6481•
1.998	2.750	1.969	4.156	—	HR	—	—	5-4-6481-1
1.998	2.750	2.125	4.000	—	HR	—	—	5-4-6321-1
1.998	2.750	2.125	4.000	—	HR	—	—	5-4-8971-1
1.998	2.750	2.125	4.125	—	BP	—	—	5-4-6321•
1.998	2.750	2.125	7.562	—	HR	—	—	5-4-7601-1 <i>Flanged end yoke</i>
1.998	3.000	2.125	4.840	.425	HR	5-4-9701-1X	232948	5-4-9691-1▲
1.998	3.000	2.125	4.844	—	BP	5-4-7121X	231750	5-4-6131
1.998	3.000	2.125	4.844	—	BP	5-4-5861X	231347	5-4-6131 <i>5-4-6131 was replaced by 5-4-7121X</i>
1.998	3.000	2.125	4.844	—	HR	5-4-8591-1X	232200	5-4-8581-1• <i>5-4-5861X was replaced by 5-4-7121X; 5-4-6131 was replaced by 5-4-7121X</i>

• Part is discontinued    ■ Part is available until supply is exhausted    ▲ Not sold separately



**Important: See Safety Information in General Information Section (J300P-GI)**



Major Diameter	R	Q	S	C'Bore Depth	Style	End Yoke Assy. (includes slinger) Order When Listed	Slinger/Plug Part Number	Spicer Part Number
	Ground Hub Dia.	Length Thru Hole	Centerline to End					

**1610 SERIES (Con't) E=5.312 (HR STYLE E=5.312) D= 1.875 USE KIT 5-279X, 5-674X**

**USE STRAP KIT 5-70-28X**

**2.000-10 Spline**

2.000	2.750	2.000	4.688	—	BP	—	—	5-4-1831
2.000	2.750	2.000	4.688	—	HR	—	—	5-4-7061-1•
2.000	2.750	2.469	5.781	.125	BP	—	—	5-4-4381•
2.000	2.750	3.000	5.188	—	BP	—	—	5-4-1661
2.000	2.750	3.000	5.469	—	HR	—	—	5-4-1661-1
2.000	2.938	2.562	5.188	—	BP	5-4-5131X	98-1361	5-4-1631•
2.000	2.938	3.000	5.000	—	BP	—	—	5-4-1221•
2.000	2.938	3.000	5.000	—	BP	—	—	5-4-1521
2.000	2.938	3.000	5.625	—	BP	—	—	5-4-1391
2.000	3.031	3.000	5.609	—	HR	5-4-7101-1X•	231620	5-4-6541-1•

*Flanged end yoke w/notched slinger for magnetic pick-up.*

**2.008-31 Involute Spline**

2.008	—	2.031	4.953	—	HR	—	—	5-4-8961-1
<i>Hub diameter not ground</i>								
2.008	2.625	2.312	3.969	—	HR	5-4-7691-1X•	232189	5-4-7481-1•
2.008	2.750	2.578	5.203	.060	HR	5-4-8991-1X	232565	5-4-8981-1
<i>5-4-8981-1 was replaced by 5-4-8991-1X; Flanged end yoke; OEM only</i>								
2.008	2.750	2.578	5.203	.060	HR	5-4-01741-1X	5001740	5-4-8981-1
<i>5-4-8981-1 was replaced by 5-4-8991-1X; Flanged yoke w/timing sprocket</i>								

**2.024-39 Spline**

2.024	2.750	2.000	4.500	—	BP	—	—	5-4-5881
2.024	2.750	2.438	5.938	.120	BP	5-4-6961X	231599	5-4-5441•
<i>High angle yoke</i>								
2.024	2.750	2.438	6.250	.120	BP	—	—	5-4-5461
<i>High angle yoke</i>								
2.024	2.750	2.438	6.250	.120	BP	5-4-6871X•	231599	5-4-5461
<i>High angle yoke</i>								
2.024	2.750	2.453	5.125	.090	BP	5-4-6951X	231599	5-4-5421•
2.024	3.000	2.312	4.875	.090	BP	5-4-6431X•	231102	5-4-6421•
2.024	3.000	2.312	4.875	.090	HR	5-4-6441-1X	231359	5-4-6421-1•
2.024	3.000	2.312	4.875	.090	HR	5-4-6431-1X	231102	5-4-6421-1•
2.024	3.000	2.312	5.531	.090	BP	5-4-6281X	231359	5-4-6271■
2.024	3.000	2.312	6.219	.090	BP	5-4-6291X	231359	5-4-6241
<i>5-4-6241 was replaced by 5-4-6291X; High angle yoke</i>								
2.024	3.000	2.312	6.219	.090	HR	5-4-6291-1X	231359	5-4-6241-1•
<i>High angle yoke</i>								

**2.024-39 Involute Spline**

2.024	2.625	2.234	4.719	—	BP	5-4-8131X•	232039	5-4-7981
<i>Tapered counterbore</i>								
2.024	2.625	2.234	4.719	—	HR	5-4-8131-1X	232039	5-4-7981-1▲
<i>Tapered counterbore</i>								

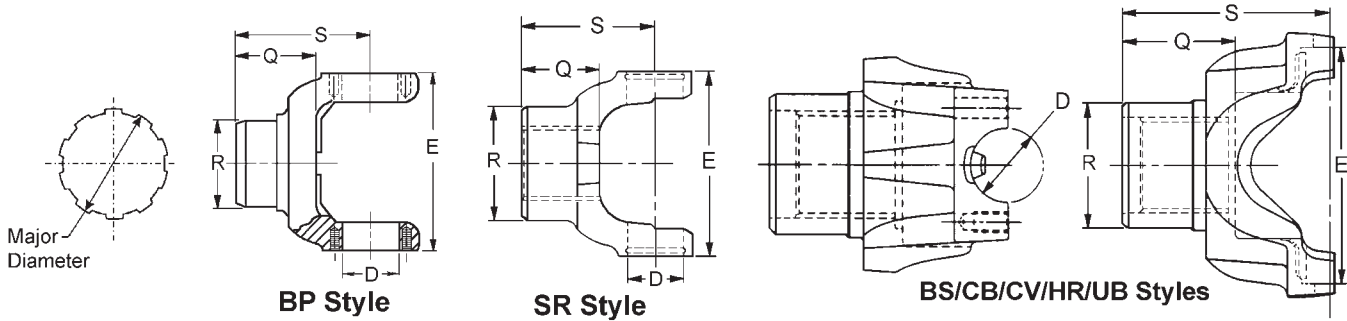
• Part is discontinued    ■ Part is available until supply is exhausted    ▲ Not sold separately

Major Diameter	R	Q	S	C'Bore Depth	Style	End Yoke Assy. (includes slinger) Order When Listed	Slinger/Plug Part Number	Spicer Part Number
	Ground Hub Dia.	Length Thru Hole	Centerline to End					
<b>1610 SERIES (Con't)</b>			<b>E=5.312 (HR STYLE E=5.312) D= 1.875</b>			<b>USE KIT 5-279X, 5-674X</b>		
<b>USE STRAP KIT 5-70-28X</b>								
<b>2.024-39 Involute Spline (Continued)</b>								
2.024	2.625	2.250	4.910	.250	HR	5-4-9441-1X	232167	5-4-9431-1•
2.024	2.625	2.250	5.312	—	BP	5-4-5991X	230909	5-4-5981
								<i>5-4-5981 was replaced by 5-4-5991X</i>
2.024	2.625	2.250	5.312	.250	BP	5-4-8411X	232167	5-4-7971•
2.024	2.625	2.250	5.312	.250	HR	5-4-8411-1X	232167	5-4-7971-1•
2.024	2.625	2.250	6.000	—	BP	5-4-5971X	230909	5-4-5961
								<i>5-4-5961 was replaced by 5-4-5971X; High angle yoke</i>
2.024	2.625	2.250	6.000	.250	BP	5-4-8421X	232167	5-4-7991•
								<i>High angle yoke</i>
2.024	2.625	2.345	4.720	.250	BS	—	—	5-4-9461-1M
								<i>Metric yoke; Chamfered counterbore</i>
2.024	2.625	2.500	6.000	.250	BP	5-4-9271X•	232514	5-4-8301•
								<i>High angle yoke</i>
2.024	3.000	2.250	6.000	.280	HR	5-4-9311-1X•	232200	5-4-9291-1•
								<i>High angle yoke</i>
2.024	3.000	2.281	4.875	.250	HR	5-4-9231-1X	232511	5-4-9221-1•
2.024	3.000	2.281	6.000	.250	BP	5-4-9241X•	232511	5-4-8261
								<i>High angle yoke</i>
2.024	3.000	2.281	6.000	.250	HR	5-4-9241-1X	232511	5-4-8261-1
								<i>High angle yoke</i>
2.024	3.000	2.500	5.594	.280	HR	—	—	5-4-9351-1
<b>2.032-10 Spline</b>								
2.032	2.750	2.000	4.500	.120	BP	—	—	5-4-4401
<b>2.114-32 Involute Spline</b>								
2.114	3.000	2.234	5.375	.424	HR	5-4-8611-1X	232200	5-4-8601-1
								<i>5-4-8601-1 was replaced by 5-4-8611-1X</i>
2.114	3.000	2.234	6.000	.424	HR	5-4-8691-1X	232200	5-4-8681-1
								<i>5-4-8681-1 will be replaced by 5-4-8691-1X when supply is exhausted; High angle yoke</i>
2.114	3.000	2.250	5.375	.424	BP	—	—	5-4-5751
2.114	3.000	2.250	5.375	.424	BP	5-4-7221X	231750	5-4-5751
2.114	3.000	2.250	6.000	.424	BP	5-4-7181X	231750	5-4-5731
								<i>5-4-5731 will be replaced by 5-4-7181X when supply is exhausted</i>
<b>2.143-41 Involute Spline</b>								
2.143	2.938	2.500	5.250	—	HR	5-4-9111-1X	232604	5-4-7271-1•
2.143	2.938	2.500	5.250	—	HR	5-4-7311-1X•	231028	5-4-7271-1•
2.143	2.938	2.500	6.000	—	BP	5-4-7571X	231028	5-4-7561•
2.143	2.938	2.500	6.000	—	BP	5-4-9121X•	232604	5-4-7561•
2.143	2.938	2.500	6.000	—	HR	5-4-7571-1X•	231028	5-4-7561-1•
2.143	2.938	2.500	6.000	—	HR	5-4-9121-1X•	232604	5-4-7561-1•
2.143	2.938	3.000	6.500	.380	HR	—	—	5-4-7551-1•
2.143	2.938	3.000	6.500	.380	HR	5-4-9131-1X•	232609	5-4-7551-1•
2.143	2.939	2.500	5.660	—	HR	5-4-9451-1X	232604	5-4-9421-1▲
<b>2.149-16 Spline</b>								
2.149	2.938	3.000	5.660	.380	HR	5-4-6591-1X	231028	5-4-6581-1▲
2.149	2.938	3.000	6.250	.380	BP	5-4-5161X	231028	5-4-5031•
								<i>High angle yoke</i>
2.149	2.938	3.000	6.250	.380	HR	5-4-5161-1X	231028	5-4-5031-1•
2.149	2.938	3.000	6.500	.380	BP	5-4-8711X	232367	5-4-5501•
								<i>High angle yoke</i>
2.149	2.938	3.000	6.500	.380	BP	5-4-5511X	231028	5-4-5501•
								<i>High angle yoke</i>
2.143	3.000	2.188	4.680	.310	HR	5002873	5002871	5002872▲
								<i>5002873 was replaced by 5-4-02873-1X</i>
2.143	3.000	2.188	4.680	.310	HR	5-4-02873-1X	5002871	5002872▲

• Part is discontinued    ■ Part is available until supply is exhausted    ▲ Not sold separately



**Important: See Safety Information in General Information Section (J300P-GI)**



Major Diameter	R	Q	S	C'Bore Depth	Style	End Yoke Assy. (includes slinger) Order When Listed	Slinger/Plug Part Number	Spicer Part Number
	Ground Hub Dia.	Length Thru Hole	Centerline to End					
<b>1610 SERIES (Con't)</b>			<b>E=5.312 (HR STYLE E=5.312) D= 1.875</b>			<b>USE KIT 5-279X, 5-674X</b>		
<b>USE STRAP KIT 5-70-28X</b>								
<b>2.178-41 Involute Spline</b>								
2.178	3.540	1.874	5.340	.083	HR	5001050	5001045	5001040 <i>OEM only</i>
<b>2.178-43 Involute Spline</b>								
2.178	3.531	2.031	5.406	.157	BP	—	—	5-4-9141
2.178	3.531	2.031	5.406	.157	HR	—	—	5-4-9141-1
2.178	3.547	2.047	5.219	.157	HR	—	—	5-4-8461-1•
<b>2.195-34 Involute Spline</b>								
2.195	3.543	1.614	4.441	—	HR	—	—	5008270▲ <i>OEM only</i>
<b>2.225-6 Spline</b>								
2.225	3.000	3.250	5.719	—	BP	5-4-4751X	829W	5-4-4741▲
<b>2.250-10 Spline</b>								
2.250	3.000	3.000	5.625	.250	BP	5-4-6891X	230921	5-4-3141•
2.250	3.500	3.000	5.750	—	BP	—	—	5-4-4961
2.250	3.500	3.000	5.750	—	HR	—	—	5-4-4961-1•
2.250	3.750	3.000	5.750	—	HR	5-4-7391-1X	231616	5-4-7381-1•
<b>2.260-6 Spline</b>								
2.260	3.250	2.250	4.938	—	BP	—	—	5-4-1891
2.260	3.250	2.250	4.938	—	HR	5-4-8211-1X•	232042-6	5-4-1891-1•
<b>2.274-44 Involute Spline</b>								
2.274	2.938	2.328	4.844	—	HR	5-4-9101-1X•	232604	5-4-8021-1•
2.274	2.938	2.328	4.844	—	HR	5-4-8031-1X	231022	5-4-8021-1•
2.274	2.938	2.500	5.000	—	BP	5-4-6381X•	231022	5-4-6371•
2.274	2.938	2.500	5.000	—	HR	5-4-6381-1X	231022	5-4-6371-1•
2.274	2.938	2.500	5.000	—	HR	5-4-8431-1X	232168	5-4-8321-1▲
2.274	3.000	2.500	5.000	.236	HR	5-4-9261-1X•	232511	5-4-8311-1•
<b>2.320-36 Involute Spline</b>								
2.320	3.000	3.040	5.420	—	HR	5004358	—	5004159
<i>5004159 was replaced by 5004358; OEM only; Assy includes o-ring 232849, welch plug 6-68-134 &amp; snap ring</i>								
<b>2.343-45 Involute Spline</b>								
2.343	3.750	3.000	5.750	—	HR	5-4-7651-1X•	231616	5-4-7641-1•
<b>2.364-18 Involute Spline</b>								
2.364	2.875	2.750	5.250	.438	HR	—	—	5-4-8471-1
<b>2.364-36 Involute Spline</b>								
2.364	3.000	2.688	5.156	—	BP	—	—	5-4-5631
<i>5-4-5631 was replaced by 5-4-7201X</i>								
2.364	3.000	2.688	5.156	—	BP	5-4-7201X	231750	5-4-5631
<i>5-4-5631 was replaced by 5-4-7201X</i>								
2.364	3.000	2.688	5.156	—	BP	5-4-7211X•	231755	5-4-7191▲

• Part is discontinued    ■ Part is available until supply is exhausted    ▲ Not sold separately



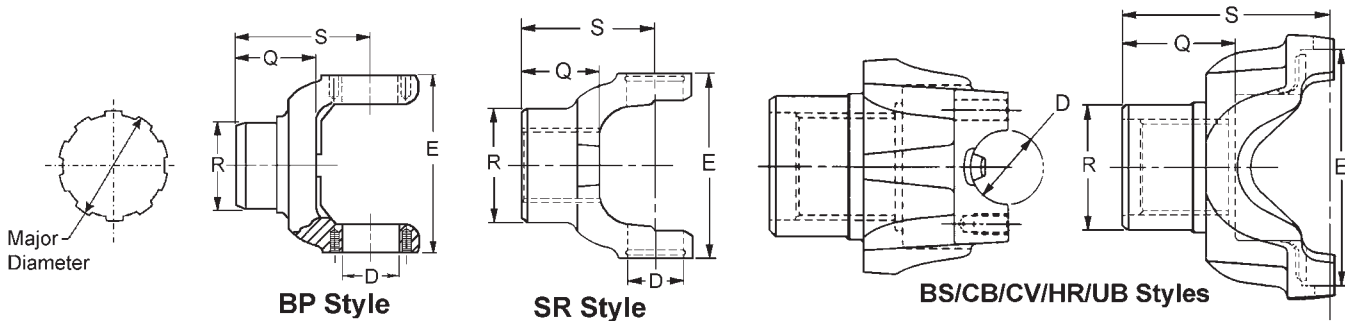


Major Diameter	R	Q	S	C'Bore Depth	Style	End Yoke Assy. (includes slinger) Order When Listed	Slinger/Plug Part Number	Spicer Part Number
	Ground Hub Dia.	Length Thru Hole	Centerline to End					
<b>1610 SERIES (Con't)</b>			<b>E=5.312 (HR STYLE E=5.312) D= 1.875</b>			<b>USE KIT 5-279X, 5-674X</b>		
<b>USE STRAP KIT 5-70-28X</b>								
<b>2.364-36 Involute Spline (Continued)</b>								
2.364	3.000	2.688	5.156	—	HR	5-4-8631-1X	232200	5-4-8621-1•
2.364	3.000	2.688	5.156	—	HR	5-4-8651-1X•	231755	5-4-8641-1•
2.364	3.000	2.703	6.000	—	BP	5-4-7231X	231750	5-4-5741•
<b>2.372-46 Involute Spline</b>								
2.372	3.700	3.200	5.630	.670	HR	—	—	5-4-9161-1M <i>Hub diameter not ground; Metric bolt holes; OEM only</i>
2.372	2.938	3.375	6.234	.500	HR	—	—	5-4-6521-1 <i>Flanged end yoke</i>
2.372	3.000	3.000	4.547	.120	HR	5-4-7441-1X	500166-46	5-4-7431-1▲
2.372	3.000	3.010	5.730	—	HR	—	—	5-4-9671-1M
2.372	3.000	3.165	5.890	—	HR	—	—	5-4-9191-1M <i>Metric bolt holes</i>
2.372	3.000	3.391	5.740	.500	HR	—	—	5-4-6161-1•
2.372	3.000	3.500	5.891	.500	HR	5-4-6151-1X•	500166-46	5-4-6141-1•
2.372	3.000	3.550	5.890	—	HR	5-4-9631-1X	232638	5-4-9621-1▲
2.372	3.000	5.215	7.900	.500	HR	—	—	5-4-9721-1M <i>Flanged yoke w/8 tapped metric holes; OEM only</i>
2.372	3.125	3.391	6.234	—	HR	—	—	5-4-6571-1 <i>Flanged yoke w/16 tapped holes in flange; OEM only</i>
<b>2.374-46 Spline</b>								
2.374	3.250	2.312	4.940	—	HR	5-4-9541-1X	232746	5-4-9581-1▲
2.374	3.250	2.891	4.547	—	HR	5-4-7361-1X•	231615	5-4-7351-1▲
<b>2.387-18 Involute Spline</b>								
2.387	3.000	2.891	5.203	—	BP	—	—	5-4-5851
2.387	3.000	2.891	5.203	—	HR	—	—	5-4-5851-1
2.387	3.000	3.094	4.562	.120	HR	5-4-6101-1X•	500166-46	5-4-5831-1•
<b>2.390-46 Involute Spline</b>								
2.390	3.250	2.312	4.938	.140	HR	5-4-7341-1X	231803	5-4-7331-1•
2.390	3.500	3.391	6.125	—	BP	—	—	5-4-4861•
2.390	3.500	3.391	6.125	—	HR	—	—	5-4-4861-1•
<b>2.422-18 Involute Spline</b>								
2.422	3.250	2.500	5.260	—	HR	—	—	5-4-9571-1
2.422	3.375	3.000	6.125	.380	HR	5-4-5491-1X•	231013	5-4-5361-1•
<b>2.500-10 Spline</b>								
2.500	3.250	3.000	5.688	—	HR	5-4-8351-1X	231179	5-4-8341-1•
2.500	3.750	3.000	6.125	—	BP	—	—	5-4-4971• <i>Hub machined for speedometer gear</i>
<b>2.547-49 Involute Spline</b>								
2.547	4.000	2.750	5.500	.560	HR	—	—	5-4-7951-1•
<b>2.635-20 Involute Spline</b>								
2.635	3.750	2.750	5.062	—	HR	—	—	5-4-6531-1• <i>Hub machined for speedometer gear</i>
<b>1650 SERIES</b>			<b>E=5.594 D=1.625</b>			<b>USE KIT 5-165X</b>		
<b>USES CAP &amp; BOLT ASSY. 5-70-18X</b>								
<b>1.750-10 Spline</b>								
1.750	2.625	2.250	4.375	.250	CB	5-4-4161X•	230909	5-4-2141• <i>Chamfered Counterbore</i>

• Part is discontinued    ■ Part is available until supply is exhausted    ▲ Not sold separately



Important: See Safety Information in General Information Section (J300P-GI)



Major Diameter	R	Q	S	C'Bore Depth	Style	End Yoke Assy. (includes slinger) Order When Listed	Slinger/Plug Part Number	Spicer Part Number
	Ground Hub Dia.	Length Thru Hole	Centerline to End					
<b>1650 SERIES (Con't)</b>			<b>E=5.594</b>	<b>D=1.625</b>	<b>USE KIT 5-165X</b>			
<b>USES CAP &amp; BOLT ASSY. 5-70-18X</b>								
<b>2.000-10 Spline</b>								
2.000	2.625	2.125	4.375	—	CB	—	—	5-4-2331•
<b>2.000-15 Involute Spline</b>								
2.000	3.000	3.250	5.406	.105	CB	—	—	5-4-4701•
<b>2.359-18 Involute Spline</b>								
2.359	2.875	2.688	5.281	.460	CB	—	—	5-4-5821
2.359	3.000	2.781	5.219	.432	CB	—	—	5-4-2341•
<b>1710 SERIES</b>			<b>E=6.094 (HR STYLE=6.190)</b>	<b>D=1.938</b>	<b>USE KIT NO. 5-280X, 5-675X</b>			
<b>USE STRAP KIT 6.5-70-18X</b>								
<b>1.625-10 Spline</b>								
1.625	2.375	2.125	4.750	—	HR	—	—	6-4-7751-1•
<b>1.750-10 Spline</b>								
1.750	2.625	2.250	4.500	.250	BP	6-4-5581X•	230909	6-4-2081• <i>Chamfered Counterbore</i>
1.750	2.625	2.250	4.500	.250	HR	6-4-5581-1X•	230909	6-4-2081-1▲ <i>Chamfered Counterbore</i>
1.750	2.625	2.250	5.250	.250	BP	6-4-4301X	230909	6-4-3391• <i>Chamfered Counterbore</i>
1.750	2.625	2.250	6.125	.250	BP	6-4-4861X	230909	6-4-4141• <i>Chamfered Counterbore; High angle yoke</i>
1.750	2.750	2.250	4.875	.060	BP	—	—	6-4-2381
1.750	2.750	2.250	6.250	—	BP	6-4-4831X	230795	6-4-4091
1.750	2.750	2.250	6.250	—	BP	6-4-4841X	230794	6-4-4091
<i>6-4-4831X was replaced by 6-4-4091</i>								
<i>6-4-4841X was replaced by 6-4-4091</i>								
<b>1.774-34 Spline</b>								
1.774	2.500	2.250	4.875	.090	BP	6-4-5131X	231101	6-4-6331
1.774	2.500	2.250	4.875	.090	HR	6-4-5131-1X	231101	6-4-6331-1■
1.774	2.500	2.250	5.969	.090	BP	6-4-5111X	231101	6-4-6321 <i>High angle yoke</i>
1.774	2.500	2.250	5.969	.090	HR	—	—	6-4-6321-1 <i>High angle yoke</i>
<b>1.775-16 Involute Spline</b>								
1.775	2.375	2.000	4.750	.190	BP	—	—	6-4-4271
<b>1.790-34 Involute Spline</b>								
1.790	2.500	2.250	4.875	.090	HR	—	—	6-4-9021-1
1.790	2.562	2.750	5.594	—	HR	6-4-5041-1X	231059	6-4-5031-1•
1.790	2.562	2.750	7.188	—	BP	6-4-5041X	231059	6-4-5031• <i>High angle yoke</i>
1.790	2.625	2.188	5.438	—	HR	6-4-7581-1X•	232039	6-4-7571-1■

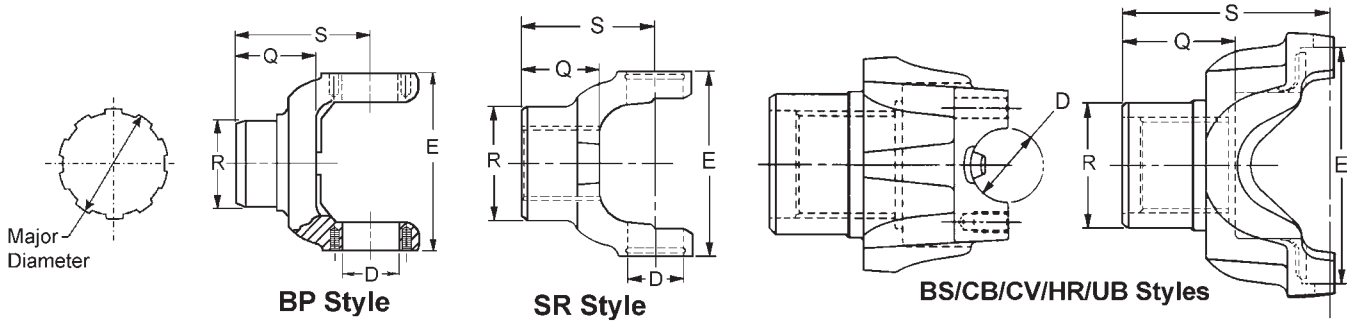
• Part is discontinued    ■ Part is available until supply is exhausted    ▲ Not sold separately



Major Diameter	R	Q	S	C'Bore Depth	Style	End Yoke Assy. (includes slinger) Order When Listed	Slinger/Plug Part Number	Spicer Part Number
	Ground Hub Dia.	Length Thru Hole	Centerline to End					
<b>1710 SERIES (Con't) E=6.094 (HR STYLE=6.190) D=1.938 USE KIT NO. 5-280X, 5-675X</b>								
<b>USE STRAP KIT 6.5-70-18X</b>								
<b>1.790-34 Involute Spline (Continued)</b>								
1.790	2.625	2.438	5.438	.250	BP	—	—	6-4-6481
1.790	2.625	2.438	5.438	.250	BP	6-4-8511X	232166	6-4-8081
1.790	2.625	2.438	5.438	.250	HR	6-4-8511-1X	232166	6-4-8081-1
<i>6-4-8081-1 will be replaced by 6-4-8511-1X when supply is exhausted</i>								
1.790	2.625	2.438	6.312	.250	BP	—	—	6-4-6451
<i>High angle yoke</i>								
1.790	2.625	2.438	6.312	.250	HR	—	—	6-4-6451-1
<i>High angle yoke</i>								
1.790	2.625	2.438	6.312	.250	BP	6-4-8521X	232166	6-4-8001
<i>6-4-8001 was replaced by 6-4-8521X; High angle yoke</i>								
1.790	2.625	2.438	6.312	.250	HR	6-4-8521-1X	232166	6-4-8001-1 <sup>▲</sup>
<i>High angle yoke</i>								
<b>1.939-30 Involute Spline</b>								
1.939	3.000	2.250	4.562	—	BP	—	—	6-4-4371
<b>1.960-10 Spline</b>								
1.960	2.625	2.000	5.000	—	BP	—	—	6-4-2391•
1.960	2.750	2.625	5.250	—	BP	6-4-4361X	231541	6-4-3221•
1.960	2.750	2.625	5.250	—	HR	—	—	6-4-3221-1
1.960	2.750	2.625	6.500	—	BP	6-4-4481X	98-1362	6-4-4131
<i>6-4-4481X will be replaced by 6-4-4131 when supply is exhausted; High angle yoke</i>								
1.960	2.812	3.000	5.000	—	BP	—	—	6-4-1981
<i>Coupling shaft yoke</i>								
1.960	2.812	3.000	5.000	.500	HR	—	—	6-4-1981-1
<i>Coupling shaft yoke</i>								
1.960	2.938	2.219	4.500	.094	BP	—	—	6-4-2061
<b>1.962-10 Spline</b>								
1.962	2.500	2.000	6.000	—	BP	—	—	6-4-4261
<i>High angle yoke</i>								
1.962	2.625	2.250	4.500	.250	BP	6-4-4731X•	230998	6-4-4721
<i>Chamfered Counterbore</i>								
1.962	2.625	2.250	4.500	.250	HR	6-4-4731-1X•	230998	6-4-4721-1•
<i>Chamfered Counterbore</i>								
1.962	2.625	2.250	5.250	.250	BP	6-4-5151X	230909	6-4-5141•
<i>Chamfered Counterbore</i>								
1.962	2.625	2.250	6.125	.250	BP	6-4-4851X	230909	6-4-4151•
<i>Chamfered Counterbore; High angle yoke</i>								
1.962	2.625	2.250	6.125	.250	HR	6-4-4851-1X•	230909	6-4-4151-1•
<i>Chamfered Counterbore; High angle yoke</i>								
1.962	2.750	2.812	5.156	—	BP	—	—	6-4-3831
1.962	2.750	2.812	5.156	—	HR	—	—	6-4-3831-1
<b>1.964-10 Spline</b>								
1.964	2.625	2.250	4.500	.250	BP	—	—	6-4-2211•
<i>Chamfered Counterbore</i>								
1.964	2.750	2.750	5.250	—	BP	—	—	6-4-3901
1.964	3.000	2.250	4.562	—	BP	—	—	6-4-3291
<b>1.989-30 Involute Spline</b>								
1.989	3.000	2.700	6.280	.220	BP	6-4-7231X	231750	6-4-5781•
<i>High angle yoke</i>								
1.989	3.000	2.703	6.281	.220	HR	6-4-8741-1X•	232199	6-4-8731-1
<i>6-4-8731-1 was replaced by 6-4-8741-1X; High angle yoke</i>								
<b>1.998-38 Involute Spline</b>								
1.998	2.750	2.125	5.250	—	BP	—	—	6-4-7301
1.998	2.750	2.125	5.250	—	HR	—	—	6-4-7301-1

• Part is discontinued    ■ Part is available until supply is exhausted    ▲ Not sold separately





Major Diameter	R	Q	S	C'Bore Depth	Style	End Yoke Assy. (includes slinger) Order When Listed	Slinger/Plug Part Number	Spicer Part Number
	Ground Hub Dia.	Length Thru Hole	Centerline to End					

**1710 SERIES (Con't) E=6.094 (HR STYLE=6.190) D=1.938 USE KIT NO. 5-280X, 5-675X**

**USE STRAP KIT 6.5-70-18X**

**1.998-38 Involute Spline (Continued)**

1.998	2.810	3.000	5.000	.500	BP	—	—	6-4-7141 <i>Coupling shaft yoke</i>
1.998	2.810	3.000	5.000	.500	HR	—	—	6-4-7141-1 <i>Coupling shaft yoke</i>
1.998	3.000	2.125	4.840	.425	HR	6-4-9961-1X	232948	6-4-9951-1 ▲
1.998	3.000	2.125	4.844	—	BP	6-4-7291X•	231751	6-4-6201•
1.998	3.000	2.125	4.844	—	HR	6-4-8661-1X	232200	6-4-8651-1 ▲

**2.000-10 Spline**

2.000	2.750	2.000	5.000	—	BP	—	—	6-4-2371
2.000	2.750	2.562	5.188	—	BP	6-4-4391X•	230794	6-4-3271 ▲
2.000	2.750	3.000	5.250	—	BP	—	—	6-4-2361
2.000	2.750	3.000	5.250	—	HR	—	—	6-4-2361-1•
2.000	2.938	2.562	5.188	—	BP	6-4-4291X	98-1361	6-4-3241
2.000	2.938	2.562	5.188	—	BP	6-4-4741X	231015	6-4-3241
2.000	2.938	3.000	5.625	—	BP	—	—	6-4-2191
2.000	2.938	3.000	5.625	—	HR	6-4-7741-1X•	98-1361	6-4-2191-1•
2.000	3.250	3.000	5.625	—	BP	—	—	6-4-2001■

**2.000-15 Involute Spline**

2.000	3.250	2.375	4.250	—	BP	—	—	6-4-3131 <i>Tapered spline.</i>
2.000	3.250	2.688	4.562	.690	BP	—	—	6-4-5291•

**2.002-15 Spline**

2.002	2.625	2.375	4.250	—	BP	—	—	6-4-4871
-------	-------	-------	-------	---	----	---	---	----------

**2.005-15 Involute Spline**

2.005	2.875	2.500	5.375	.250	BP	—	—	6-4-3001
-------	-------	-------	-------	------	----	---	---	----------

**2.024-39 Spline**

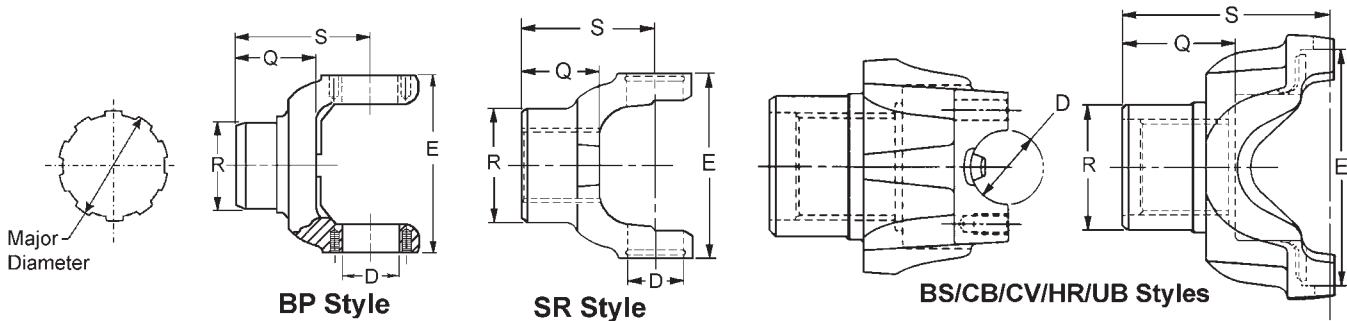
2.024	2.750	2.000	5.000	.120	BP	6-4-8331X	232042-2	6-4-5851 <i>6-4-5851 was replaced by 6-4-8331X</i>
2.024	2.750	2.000	5.000	.120	HR	6-4-8331-1X	232042-2	6-4-5851-1 <i>6-4-5851-1 will be replaced by 6-4-8331-1X when supply is exhausted</i>
2.024	2.750	2.000	5.875	.120	BP	6-4-8361X•	232042-2	6-4-6571• <i>High angle yoke</i>
2.024	2.750	2.000	5.875	.120	HR	6-4-8361-1X	232042-2	6-4-6571-1• <i>High angle yoke</i>
2.024	2.750	2.438	4.812	.090	BP	6-4-6941X	231599	6-4-5541•
2.024	2.750	2.438	5.250	.090	BP	6-4-6951X	231599	6-4-5521 <i>6-4-5521 was replaced by 6-4-6951X</i>
2.024	2.750	2.438	5.250	.090	HR	6-4-6951-1X	231599	6-4-5521-1 <i>6-4-5521-1 will be replaced by 6-4-6951-1X when supply is exhausted</i>

• Part is discontinued   ■ Part is available until supply is exhausted   ▲ Not sold separately

Major Diameter	R	Q	S	C'Bore Depth	Style	End Yoke Assy. (includes slinger) Order When Listed	Slinger/Plug Part Number	Spicer Part Number
	Ground Hub Dia.	Length Thru Hole	Centerline to End					
<b>1710 SERIES (Con't) E=6.094 (HR STYLE=6.190) D=1.938 USE KIT NO. 5-280X, 5-675X</b>								
<b>USE STRAP KIT 6.5-70-18X</b>								
<b>2.024-39 Spline (Continued)</b>								
2.024	2.750	2.438	6.500	.090	BP	6-4-6871X <i>6-4-5501 will be replaced by 6-4-6871X when supply is exhausted</i>	231599	6-4-5501
2.024	2.750	2.438	6.500	.090	HR	6-4-6871-1X	231599	6-4-5501-1• <i>High angle yoke</i>
2.024	3.000	2.312	5.156	.090	HR	6-4-7641-1X	231359	6-4-7621-1■
2.024	3.000	2.312	5.156	.090	HR	6-4-7631-1X	231102	6-4-7621-1■
2.024	3.000	2.312	5.156	.090	HR	6-4-8601-1X•	232182	6-4-7621-1■
2.024	3.000	2.312	6.250	.090	BP	6-4-6391X	231359	6-4-6371 <i>High angle yoke</i>
2.024	3.000	2.312	6.250	.090	BP	6-4-6381X	231102	6-4-6371 <i>High angle yoke</i>
2.024	3.000	2.312	6.250	.090	BP	6-4-8571X	232182	6-4-6371 <i>High angle yoke</i>
2.024	3.000	2.312	6.250	.090	HR	6-4-8571-1X	232182	6-4-6371-1 <i>High angle yoke</i>
2.024	3.000	2.312	6.250	.090	HR	6-4-6391-1X	231359	6-4-6371-1 <i>High angle yoke</i>
2.024	3.000	2.327	5.156	.090	BP	6-4-6421X	231359	6-4-6401
2.024	3.000	2.327	5.156	.090	BP	6-4-6411X	231102	6-4-6401
2.024	3.000	2.327	5.156	.090	HR	6-4-6421-1X	231866	6-4-6401-1•
2.024	3.000	2.438	5.188	.120	BP	6-4-5101X•	231102	6-4-4901•
2.024	3.000	2.244	6.280	.120	BP	—	—	6-4-4971 <i>High angle yoke</i>
<b>2.024-39 Involute Spline</b>								
2.024	2.625	2.250	5.250	.250	BP	6-4-6001X	230909	6-4-5991■ <i>Chamfered Counterbore</i>
2.024	2.625	2.250	5.250	.250	BP	6-4-8531X	232167	6-4-7991 <i>6-4-7991 was replaced by 6-4-8531X</i>
2.024	2.625	2.250	5.250	.250	HR	6-4-8231-1X	232039	6-4-7991-1•
2.024	2.625	2.250	5.250	.250	HR	6-4-8531-1X	232167	6-4-7991-1•
2.024	2.625	2.250	6.125	.250	BP	6-4-6021X <i>6-4-6011 was replaced by 6-4-6021X; High angle yoke; Chamfered Counterbore</i>	230909	6-4-6011
2.024	2.625	2.250	6.125	.250	HR	6-4-6021-1X <i>High angle yoke; Chamfered Counterbore</i>	230909	6-4-6011-1▲
2.024	2.625	2.250	6.125	.250	BP	6-4-8541X <i>6-4-7981 was replaced by 6-4-8541X; High angle yoke</i>	232167	6-4-7981
2.024	2.625	2.250	6.125	.250	HR	6-4-8541-1X	232167	6-4-7981-1• <i>High angle yoke</i>
2.024	2.625	2.500	5.250	.250	BP	6-4-9041X	232514	6-4-8441
2.024	2.625	2.500	5.250	.250	HR	6-4-9041-1X	232514	6-4-8441-1
2.024	2.625	2.500	6.125	.250	BP	6-4-9001X	232514	6-4-8431
2.024	2.625	2.500	6.125	.250	HR	6-4-9001-1X	232514	6-4-8431-1
2.024	3.000	2.250	4.656	.280	HR	6-4-9431-1X	232200	6-4-9421-1•
2.024	3.000	2.250	4.656	.280	HR	6-4-9441-1X•	232199	6-4-9421-1•
2.024	3.000	2.250	6.000	.280	HR	6-4-9301-1X	232200	6-4-9291-1▲ <i>High angle yoke</i>
2.024	3.000	2.281	5.250	.250	BP	6-4-9031X	232511	6-4-8421
2.024	3.000	2.281	5.250	.250	HR	6-4-10321-1X	5006975	6-4-8421-1
2.024	3.000	2.281	5.250	.250	HR	6-4-9031-1X	232511	6-4-8421-1
2.024	3.000	2.281	6.125	.250	BP	6-4-8991X	232511	6-4-8411 <i>High angle yoke</i>

• Part is discontinued    ■ Part is available until supply is exhausted    ▲ Not sold separately





Major Diameter	R	Q	S	C'Bore Depth	Style	End Yoke Assy. (includes slinger) Order When Listed	Slinger/Plug Part Number	Spicer Part Number
	Ground Hub Dia.	Length Thru Hole	Centerline to End					

**1710 SERIES (Con't) E=6.094 (HR STYLE=6.190) D=1.938 USE KIT NO. 5-280X, 5-675X**

**USE STRAP KIT 6.5-70-18X**

**2.024-39 Involute Spline (Continued)**

2.024	3.000	2.281	6.125	.250	HR	6-4-8991-1X	232511	6-4-8411-1 <i>High angle yoke</i>
2.024	3.000	2.281	6.125	.250	HR	6-4-10401-1X•	5006975	6-4-8411-1 <i>High angle yoke</i>
2.024	3.000	2.500	5.438	.280	HR	—	—	6-4-9411-1
2.024	3.000	2.500	6.120	.280	HR	—	—	6-4-9281-1

**2.032-10 Spline**

2.032	2.750	2.000	5.000	.120	BP	—	—	6-4-3791
2.032	2.750	2.391	5.375	.500	BP	—	—	6-4-2431

**2.114-32 Involute Spline**

2.114	3.000	2.250	4.562	.424	BP	6-4-7221X	231750	6-4-5811•
2.114	3.000	2.250	4.562	.424	HR	6-4-8681-1X	232200	6-4-8671-1
<i>6-4-8671-1 will be replaced by 6-4-8681-1X when supply is exhausted</i>								
2.114	3.000	2.250	6.062	.424	HR	6-4-8761-1X	232200	6-4-8751-1■ <i>High angle yoke</i>
2.114	3.000	2.250	6.250	.424	BP	6-4-7171X	231750	6-4-5791 <i>High angle yoke</i>

**2.126-33 Involute Spline**

2.126	3.000	2.500	4.562	—	BP	—	—	6-4-5471
-------	-------	-------	-------	---	----	---	---	----------

**2.143-41 Involute Spline**

2.143	2.938	2.500	5.190	—	BP	6-4-9171X	232604	6-4-7311•
2.143	2.938	2.500	5.190	—	HR	6-4-7321-1X	231028	6-4-7311-1
2.143	2.938	2.500	5.190	—	HR	6-4-9171-1X	232604	6-4-7311-1
2.143	2.938	2.500	6.125	—	BP	6-4-9181X	232604	6-4-7551
<i>6-4-7551 will be replaced by 6-4-7561X when supply is exhausted; High angle yoke</i>								
2.143	2.938	2.500	6.125	—	BP	6-4-7561X	231028	6-4-7551
<i>6-4-7551 will be replaced by 6-4-7561X when supply is exhausted; High angle yoke</i>								
2.143	2.938	2.500	6.125	—	HR	6-4-9181-1X	232604	6-4-7551-1▲ <i>High angle yoke</i>
2.143	2.938	2.500	6.125	—	HR	6-4-7561-1X	231028	6-4-7551-1▲ <i>High angle yoke</i>
2.143	2.938	3.000	6.620	.380	BP	131449K	232168	5008446
<i>5008446 was replaced by 6-4-08446X; Attach nut #128049 for Spicer Axles only</i>								
2.143	2.938	3.000	6.620	.380	HR	131450K	232168	5008447
<i>5008447 was replaced by 6-4-08447-1X; Attach nut #128049 for Spicer Axles only</i>								
2.143	2.938	3.000	6.620	.380	HR	6-4-08447-1X	232168	5008447
<i>5008447 was replaced by 6-4-08447-1X; 131450K = 6-4-08447-1X &amp; nut# 128049; Spicer axles only</i>								
2.143	2.938	3.000	6.620	.380	BP	6-4-08446X	232168	6-4-10301▲
<i>131449K = 6-4-08446X &amp; nut# 128049; Spicer axles only; High angle yoke</i>								
2.143	2.938	3.000	6.620	.380	BP	5008446	232168	6-4-10301▲
<i>5008446 was replaced by 6-4-08446X; 131449K = 6-4-08446X &amp; nut# 128049; Spicer axles only; High angle yoke</i>								

• Part is discontinued    ■ Part is available until supply is exhausted    ▲ Not sold separately

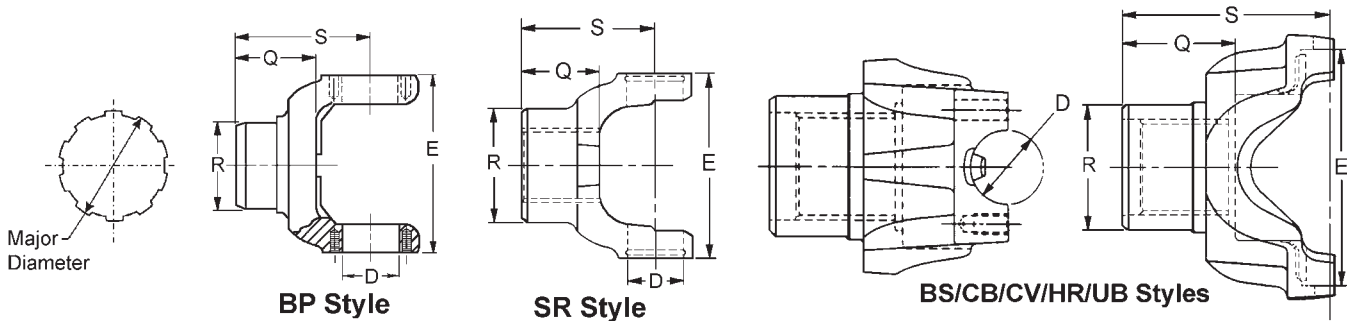


Major Diameter	R	Q	S	C'Bore Depth	Style	End Yoke Assy. (includes slinger) Order When Listed	Slinger/Plug Part Number	Spicer Part Number
	Ground Hub Dia.	Length Thru Hole	Centerline to End					
<b>1710 SERIES (Con't) E=6.094 (HR STYLE=6.190) D=1.938 USE KIT NO. 5-280X, 5-675X</b>								
<b>USE STRAP KIT 6.5-70-18X</b>								
<b>2.143-41 Involute Spline (Continued)</b>								
2.143	2.938	3.000	6.620	.380	HR	5008447	232168	6-4-10301-1 ▲ <i>5008447 was replaced by 6-4-08447-1X; 131450K = 6-4-08447-1X &amp; nut# 128049; Spicer axles only</i>
2.143	2.938	3.000	6.620	.380	HR	6-4-08447-1X	232168	6-4-10301-1 ▲ <i>131450K = 6-4-08447-1X &amp; nut# 128049; Spicer axles only</i>
2.143	2.938	3.000	6.625	.380	BP	6-4-7651X	231028	6-4-7541 <i>High angle yoke</i>
2.143	2.938	3.000	6.625	.380	BP	6-4-9191X	232609	6-4-7541 <i>High angle yoke</i>
2.143	2.938	3.000	6.625	.380	HR	6-4-7651-1X•	231028	6-4-7541-1 <i>High angle yoke</i>
2.143	2.938	3.000	6.625	.380	HR	6-4-9191-1X	232609	6-4-7541-1 <i>High angle yoke</i>
2.143	3.000	2.166	5.380	.310	HR	6-4-02877-1X	5002871	5002876 <i>5002876 was replaced by 6-4-02876-1; High angle yoke</i>
2.143	3.000	2.166	5.380	.310	HR	5002877	5002871	5002876 <i>5002877 was replaced by 6-4-02877-1X; 5002876 was replaced by 6-4-02876-1; High angle yoke</i>
<b>2.149-16 Spline</b>								
2.149	2.938	2.500	5.188	—	BP	6-4-5061X	231022	6-4-4961•
2.149	2.938	3.000	5.500	.380	BP	6-4-4171X	231028	6-4-2181•
2.149	2.938	3.000	5.500	.380	HR	6-4-4171-1X	231028	6-4-2181-1•
2.149	2.938	3.000	6.625	.380	BP	6-4-5481X	231028	6-4-4591 <i>High angle yoke</i>
2.149	2.938	3.000	6.625	.380	BP	6-4-9841X	232367	6-4-4591 <i>High angle yoke</i>
2.149	2.938	3.000	6.625	.380	HR	6-4-9841-1X	232367	6-4-4591-1• <i>High angle yoke</i>
2.149	3.000	2.500	4.940	.380	BP	—	—	6-4-3491
<b>2.170-34 Involute Spline</b>								
2.170	3.543	1.889	4.441	—	HR	—	—	5007193 ▲ <i>OEM only</i>
<b>2.178-41 Involute Spline</b>								
2.178	3.540	1.874	4.800	.114	HR	5001051	5001045	5001041 <i>OEM only</i>
<b>2.178-43 Involute Spline</b>								
2.178	3.539	2.047	4.690	.157	HR	—	—	6-4-8561-1
2.178	3.539	2.047	4.875	.157	SR	—	—	6-4-9221
2.178	3.539	2.047	4.875	.157	HR	—	—	6-4-9221-1
<b>2.225-6 Spline</b>								
2.225	2.875	3.250	5.312	—	BP	6-4-2601X•	98-1361	6-4-2331•
2.225	3.000	3.250	5.312	—	BP	6-4-3041X	829-W	6-4-3031
2.225	3.000	3.250	5.312	—	BP	6-4-3461X•	330499	6-4-3031
2.225	3.000	3.250	5.438	—	HR	6-4-3041-1X	829-W	6-4-3031-1•
<b>2.250-10 Spline</b>								
2.250	3.000	2.875	5.250	—	BP	—	—	6-4-2511
2.250	3.000	3.000	5.250	—	BP	—	—	6-4-3871•
2.250	3.000	3.000	6.062	.250	BP	6-4-4411X	230921	6-4-1991•
2.250	3.000	3.000	6.062	.250	HR	6-4-4411-1X•	230921	6-4-1991-1•
2.250	3.000	3.000	7.188	.250	BP	6-4-6891X	230921	6-4-4121• <i>High angle yoke</i>
2.250	3.125	2.250	5.250	—	BP	—	—	6-4-2441•
2.250	3.250	2.250	5.250	—	BP	—	—	6-4-1971
2.250	3.250	3.000	5.250	.250	BP	6-4-4681X•	230746	6-4-2501•
2.250	3.250	3.000	5.250	.250	HR	—	—	6-4-2501-1

• Part is discontinued    ■ Part is available until supply is exhausted    ▲ Not sold separately



**Important: See Safety Information in General Information Section (J300P-GI)**



Major Diameter	R	Q	S	C'Bore Depth	Style	End Yoke Assy. (includes slinger) Order When Listed	Slinger/Plug Part Number	Spicer Part Number
	Ground Hub Dia.	Length Thru Hole	Centerline to End					
<b>1710 SERIES (Con't) E=6.094 (HR STYLE=6.190) D=1.938 USE KIT NO. 5-280X, 5-675X</b>								

**USE STRAP KIT 6.5-70-18X**

**2.250-10 Spline (Continued)**

2.250	3.312	2.250	5.297	—	HR	6-4-8281-1X	232042-6	6-4-8271-1•
2.250	3.500	3.000	5.250	—	BP	6-4-6771X	230674	6-4-2141
2.250	3.500	3.000	5.250	—	BP	6-4-6901X•	231616	6-4-6861
2.250	3.500	3.000	5.250	—	HR	6-4-6901-1X	231616	6-4-6861-1
<i>6-4-6861-1 was replaced by 6-4-6901-1X</i>								
2.250	3.750	3.000	5.250	—	HR	6-4-7381-1X	231616	6-4-7371-1

**2.260-6 Spline**

2.260	3.250	2.250	5.300	—	HR	6-4-8291-1X•	232042-6	6-4-3501-1▲
-------	-------	-------	-------	---	----	--------------	----------	-------------

**2.274-44 Involute Spline**

2.274	2.938	2.359	5.031	—	BP	6-4-9161X•	232604	6-4-7961•
2.274	2.938	2.359	5.031	—	BP	6-4-7971X•	231022	6-4-7961•
2.274	2.938	2.359	5.031	—	HR	6-4-9161-1X	232604	6-4-7961-1
<i>6-4-7961-1 was replaced by 6-4-7971-1X</i>								
2.274	2.938	2.359	5.031	—	HR	6-4-7971-1X	231022	6-4-7961-1
<i>6-4-7961-1 was replaced by 6-4-7971-1X</i>								
2.274	2.938	2.500	5.188	—	BP	6-4-6041X	231022	6-4-8461■
2.274	2.938	2.500	5.188	—	BP	6-4-8551X	232168	6-4-8461■
2.274	2.938	2.500	5.188	—	HR	6-4-8551-1X	232168	6-4-8461-1•
2.274	2.938	2.500	5.188	—	HR	6-4-6041-1X	231022	6-4-8461-1•
2.274	3.000	2.500	5.190	.236	BP	6-4-8981X•	232511	6-4-8451
2.274	3.000	2.500	5.190	.236	HR	6-4-8981-1X	232511	6-4-8451-1

**2.343-45 Involute Spline**

2.343	3.750	3.000	5.250	—	BP	6-4-7271X•	231616	6-4-7251▲
2.343	3.750	3.000	5.250	—	HR	6-4-7271-1X	231616	6-4-7251-1•

**2.350-16 Spline**

2.350	3.312	2.750	4.938	—	BP	6-4-5071X	230746	6-4-4601 Coupling shaft yoke
2.350	3.312	2.750	4.938	—	HR	6-4-5071-1X•	230746	6-4-4601-1 Coupling shaft yoke
2.350	3.312	2.750	4.938	—	HR	—	—	6-4-4601-1 Coupling shaft yoke
2.350	3.750	2.750	5.188	—	BP	—	—	6-4-5341 Hub machined for speedometer gear
2.350	3.750	2.750	5.188	—	BP	—	—	6-4-4531 Hub machined for speedometer gear

**2.360-18 Involute Spline**

2.360	3.500	3.375	6.094	—	BP	—	—	6-4-5271•
-------	-------	-------	-------	---	----	---	---	-----------

• Part is discontinued ■ Part is available until supply is exhausted ▲ Not sold separately

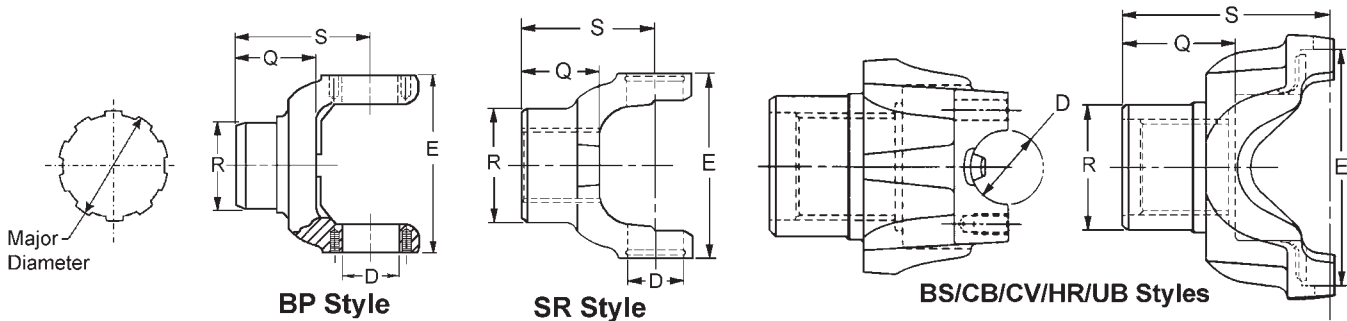




Major Diameter	R	Q	S	C'Bore Depth	Style	End Yoke Assy. (includes slinger) Order When Listed	Slinger/Plug Part Number	Spicer Part Number
	Ground Hub Dia.	Length Thru Hole	Centerline to End					
<b>1710 SERIES (Con't)</b>			<b>E=6.094 (HR STYLE=6.190) D=1.938</b>			<b>USE KIT NO. 5-280X, 5-675X</b>		
<b>USE STRAP KIT 6.5-70-18X</b>								
<b>2.364-18 Involute Spline</b>								
2.364	3.000	2.750	5.281	.440	BP	—	—	6-4-5831
2.364	3.500	3.375	5.750	—	BP	—	—	6-4-4561
2.364	3.500	3.375	5.750	—	HR	—	—	6-4-4561-1
2.364	3.500	3.375	6.062	—	BP	—	—	6-4-6671•
2.364	3.750	2.344	5.094	—	BP	—	—	6-4-6971
								<i>Hub machined for speedometer gear</i>
2.364	3.750	2.344	5.094	—	HR	—	—	6-4-6971-1•
								<i>Hub machined for speedometer gear</i>
<b>2.364-23 Involute Spline</b>								
2.364	3.378	1.785	5.312	—	HR	—	—	6-4-9521-1
<b>2.364-36 Involute Spline</b>								
2.364	3.000	2.688	5.438	—	BP	6-4-7191X	231750	6-4-5711
						<i>6-4-5711 will be replaced by 6-4-7191X when supply is exhausted</i>		
2.364	3.000	2.688	5.438	—	BP	6-4-7211X	231755	6-4-7201•
2.364	3.000	2.688	5.438	—	HR	6-4-8701-1X	232200	6-4-8691-1
						<i>6-4-8691-1 will be replaced by 6-4-8701-1X when supply is exhausted</i>		
2.364	3.000	2.688	5.438	—	HR	6-4-8721-1X	232199	6-4-8711-1 ▲
2.364	3.000	2.688	6.500	—	BP	6-4-7241X	231750	6-4-5801
						<i>6-4-5801 will be replaced by 6-4-7241X when supply is exhausted; High angle yoke</i>		
2.364	3.000	2.703	6.500	—	HR	6-4-8781-1X	232200	6-4-8771-1 ▲
								<i>High angle yoke</i>
2.364	3.500	2.500	5.234	.306	HR	6-4-8801-1X	232201	6-4-8791-1
<b>2.364-43 Involute Spline</b>								
2.364	4.406	1.771	5.315	—	HR	—	—	5011489
								<i>OEM only</i>
<b>2.372-46 Involute Spline</b>								
2.372	3.000	3.165	5.890	—	HR	—	—	6-4-9771-1M
								<i>Metric bolt holes; OEM only</i>
2.372	3.000	3.484	5.734	.490	HR	6-4-7731-1X	231305	6-4-6991-1•
2.372	3.000	3.500	5.750	—	HR	6-4-9321-1XM	232646	6-4-9311-1M
								<i>Metric yoke; OEM only</i>
2.372	3.000	3.875	6.344	—	HR	6-4-9791-1X	232638	6-4-9781-1 ▲
2.372	3.000	4.000	6.344	—	HR	6-4-6241-1X•	500166-46	6-4-6211-1 ▲
2.372	3.110	3.250	5.630	—	HR	—	—	6-4-9761-1M
								<i>Metric bolt holes; OEM only</i>
2.372	3.125	3.385	6.800	.500	HR	—	—	6-4-6231-1
								<i>Flanged end yoke</i>
2.372	3.250	3.220	6.625	.550	HR	—	—	6-4-9971-1M
								<i>Metric flanged yoke</i>
<b>2.373-36 Involute Spline</b>								
2.373	3.000	1.844	4.250	.300	BP	—	—	6-4-5741•
2.373	3.000	2.094	4.250	.310	HR	—	—	6-4-10011-1
2.373	3.000	2.094	4.250	.310	HR	—	—	6-4-8831-1•
2.373	3.000	2.094	4.750	.312	HR	—	—	6-4-9881-1
								<i>Counterbore at hub end</i>
2.373	3.375	2.500	5.094	—	HR	—	—	6-4-7081-1•
<b>2.374-46 Spline</b>								
2.374	3.250	2.625	5.688	—	BP	6-4-5461X	231179	6-4-5451■
2.374	3.250	2.625	5.688	—	HR	6-4-5461-1X	231179	6-4-5451-1•
2.374	3.250	2.875	5.938	.140	BP	6-4-6961X	231615	6-4-5931•
2.374	3.250	2.875	5.938	.140	BP	6-4-5961X	231179	6-4-5931•
2.374	3.250	2.875	5.938	.140	HR	6-4-5961-1X■	231179	6-4-5931-1 ▲
2.374	3.250	2.875	5.938	.140	HR	6-4-6961-1X	231615	6-4-5931-1 ▲

• Part is discontinued    ■ Part is available until supply is exhausted    ▲ Not sold separately





Major Diameter	R	Q	S	C'Bore Depth	Style	End Yoke Assy. (includes slinger) Order When Listed	Slinger/Plug Part Number	Spicer Part Number
	Ground Hub Dia.	Length Thru Hole	Centerline to End					

**1710 SERIES (Con't) E=6.094 (HR STYLE=6.190) D=1.938 USE KIT NO. 5-280X, 5-675X**

**USE STRAP KIT 6.5-70-18X**

**2.374-46 Spline (Continued)**

2.374	3.250	2.891	6.938	.140	BP	6-4-7851X	231615	6-4-7831 ▲ <i>High angle yoke</i>
2.374	3.250	2.891	6.938	.140	HR	6-4-7851-1X	231615	6-4-7831-1 ▲ <i>High angle yoke</i>
2.374	3.500	2.406	5.156	—	BP	6-4-8341X•	232042-10	6-4-5841•
2.374	3.500	2.406	5.156	—	HR	6-4-8341-1X	232042-10	6-4-5841-1 <i>6-4-5841-1 was replaced by 6-4-8341-1X</i>
2.374	3.500	2.406	5.840	—	HR	6-4-8961-1X	232042-10	6-4-8951-1 ▲
2.374	3.752	2.422	4.938	—	BP	6-4-7881X	231527	6-4-6601 <i>Hub mach. for speedometer gear; Assy inc. mech. speedo gear</i>
2.374	3.752	2.422	4.938	—	HR	6-4-7881-1X•	231527	6-4-6601-1 ■ <i>Hub mach. for speedometer gear; Assy inc. mech. speedo gear</i>
2.374	3.752	2.422	4.938	—	HR	6-4-7891-1X	231528	6-4-6601-1 ■ <i>Hub mach. for speedometer gear; Assy inc. elec. speedo gear</i>

**2.375-16 Spline**

2.375	3.125	2.812	5.312	.690	BP	—	—	6-4-3081•
-------	-------	-------	-------	------	----	---	---	-----------

**2.390-46 Spline**

2.390	3.250	2.312	5.125	.140	HR	6-4-9531-1X	232746	6-4-9911-1 ▲
2.390	3.250	2.328	5.391	.140	BP	6-4-7181X	231803	6-4-7161 ▲
2.390	3.250	2.328	5.391	.140	HR	6-4-10361-1X	5015354	6-4-7161-1 <i>6-4-7161-1 will be replaced by 6-4-7181-1X when supply is exhausted</i>
2.390	3.250	2.328	5.391	.140	HR	6-4-03553-1X	5003552	6-4-7161-1 <i>6-4-7161-1 will be replaced by 6-4-7181-1X when supply is exhausted</i>
2.390	3.250	2.328	5.391	.140	HR	6-4-7181-1X	231803	6-4-7161-1 <i>6-4-7161-1 will be replaced by 6-4-7181-1X when supply is exhausted</i>
2.390	3.250	2.328	5.391	.140	HR	5003553	5003552	6-4-7161-1 <i>5003553 was replaced by 6-4-03553-1X; 6-4-7161-1 will be replaced by 6-4-7181-1X when supply is exhausted</i>
2.390	3.250	2.344	6.500	.140	BP	6-4-7771X	231803	6-4-7761• <i>High angle yoke</i>
2.390	3.250	2.344	6.500	.140	HR	6-4-7771-1X	231803	6-4-7761-1 ▲ <i>High angle yoke</i>

**2.390-46 Involute Spline**

2.390	2.875	2.750	4.938	.500	HR	—	—	6-4-7481-1 <i>Coupling shaft yoke</i>
2.390	3.250	2.875	5.938	.140	HR	—	—	6-4-9131-1
2.390	3.253	1.929	5.000	.140	HR	6-4-10381-1X	5015354	6-4-10371-1 ▲
2.390	3.375	3.188	6.000	.580	BP	6-4-7531X	231013	6-4-7511•
2.390	3.375	3.188	6.000	.580	HR	6-4-9201-1X	232610	6-4-7511-1•
2.390	3.375	3.188	6.000	.580	HR	6-4-7531-1X	231013	6-4-7511-1•
2.390	3.500	3.375	5.750	—	BP	—	—	6-4-4771
2.390	3.500	3.375	5.750	—	HR	—	—	6-4-4771-1

• Part is discontinued   ■ Part is available until supply is exhausted   ▲ Not sold separately

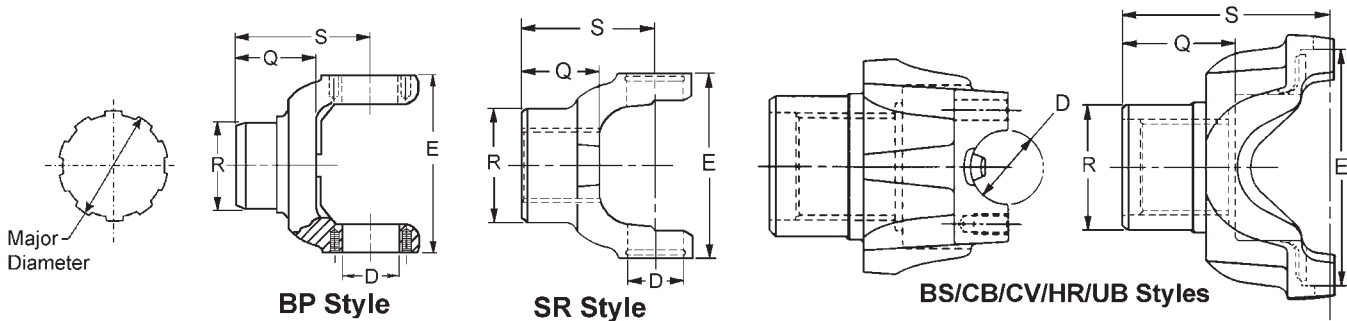


Major Diameter	R	Q	S	C'Bore Depth	Style	End Yoke Assy. (includes slinger) Order When Listed	Slinger/Plug Part Number	Spicer Part Number
	Ground Hub Dia.	Length Thru Hole	Centerline to End					
<b>1710 SERIES (Con't)</b>			<b>E=6.094 (HR STYLE=6.190) D=1.938</b>			<b>USE KIT NO. 5-280X, 5-675X</b>		
<b>USE STRAP KIT 6.5-70-18X</b>								
<b>2.422-18 Involute Spline</b>								
2.422	3.375	3.000	5.250	.380	BP	—	—	6-4-3161
2.422	3.375	3.000	5.812	.380	BP	6-4-4751X	231013	6-4-4581
2.422	3.375	3.000	5.812	.380	HR	6-4-4751-1X	231013	6-4-4581-1•
<b>2.423-18 Involute Spline</b>								
2.423	3.146	2.047	5.125	—	HR	—	—	6-4-7491-1• <i>OEM only</i>
<b>2.450-47 Involute Spline</b>								
2.450	3.900	2.428	5.190	.750	BP	—	—	6-4-8471
<b>2.500-10 Spline</b>								
2.500	3.250	3.000	4.875	—	BP	6-4-6761X	231179	6-4-2251
2.500	3.250	3.000	5.000	—	HR	6-4-6761-1X	231179	6-4-2251-1▲
2.500	3.250	3.000	5.750	—	BP	6-4-9151X	231179	6-4-9141▲
2.500	3.500	2.406	5.156	—	BP	6-4-8321X	232042-10	6-4-4421
2.500	3.500	2.406	5.156	—	HR	6-4-8321-1X	232042-10	6-4-4421-1
<i>6-4-4421-1 was replaced by 6-4-8321-1X</i>								
2.500	3.500	2.406	5.156	—	HR	6-4-8351-1X	232042-11	6-4-4421-1
<i>6-4-4421-1 was replaced by 6-4-8321-1X</i>								
2.500	3.500	3.000	5.750	—	BP	—	—	6-4-4781
2.500	3.750	3.000	5.625	—	BP	6-4-6921X	231616	6-4-6611
<i>6-4-6611 was replaced by 6-4-6921X; Hub machined for speedometer gear</i>								
2.500	3.750	3.000	5.625	—	HR	6-4-6921-1X	231616	6-4-6611-1
<i>Hub machined for speedometer gear</i>								
<b>2.500-24 Involute Spline</b>								
2.500	3.000	2.422	4.672	—	HR	—	—	6-4-8841-1•
<b>2.544-49 Involute Spline</b>								
2.544	3.755	3.000	5.625	—	BP	6-4-7041X	231616	6-4-7051
<i>6-4-7051 was replaced by 6-4-7041X; Hub machined for speedometer gear</i>								
2.544	3.755	3.000	5.625	—	HR	6-4-7041-1X	231616	6-4-7051-1•
<i>Hub machined for speedometer gear</i>								
2.544	3.819	2.125	5.570	.120	BP	131442K	5008437	5008452
<i>5008452 was replaced by 6-4-08452X; Attach nut #131095 on Spicer Axle only</i>								
2.544	3.819	2.125	5.570	.120	BP	6-4-08452X	5008437	5008452
<i>5008452 was replaced by 6-4-08452X; 131442K = 6-4-08452X &amp; nut# 131095; Spicer axles only</i>								
2.544	3.819	2.125	5.570	.120	HR	131437K	5008437	5008453
<i>5008453 was replaced by 6-4-08453-1X; Attach nut #131095 on Spicer Axle only</i>								
2.544	3.819	2.125	5.570	.120	BP	5008452	5008437	6-4-10291▲
<i>5008452 was replaced by 6-4-08452X; 131442K = 6-4-08452X &amp; nut# 131095; Spicer axles only</i>								
2.544	3.819	2.125	5.570	.120	BP	6-4-08452X	5008437	6-4-10291▲
<i>131442K = 6-4-08452X &amp; nut# 131095; Spicer axles only;</i>								
2.544	3.819	2.125	5.570	.120	HR	5008453	5008437	6-4-10291-1▲
<i>5008453 was replaced by 6-4-08453-1X; 131437K = 6-4-08453-1X &amp; nut 131095; Spicer axles only</i>								
2.544	3.819	2.125	5.570	.120	HR	6-4-08453-1X	5008437	6-4-10291-1▲
<i>131437K = 6-4-08453-1X &amp; nut 131095; Spicer axles only</i>								
2.544	3.819	2.125	6.260	.120	BP	131439K	5008437	5008449
<i>5008449 was replaced by 6-4-08449X; Attach nut #131095 on Spicer Axle only</i>								
2.544	3.819	2.125	6.260	.120	BP	6-4-08449X	5008437	5008449
<i>5008449 was replaced by 6-4-08449X; 131439K = 6-4-08449X &amp; nut# 131095; Spicer axles only</i>								
2.544	3.819	2.125	6.260	.120	HR	131438K	5008437	5008450
<i>5008450 was replaced by 6-4-08450-1X; Attach nut #131095 on Spicer Axle only</i>								
2.544	3.819	2.125	6.260	.120	HR	6-4-08450-1X	5008437	5008450
<i>5008450 was replaced by 6-4-08450-1X; 131438K = 6-4-08450-1X &amp; nut# 131095; Spicer axles only</i>								
2.544	3.819	2.125	6.260	.120	BP	6-4-08449X	5008437	6-4-10311▲
<i>131439K = 6-4-08449X &amp; nut# 131095; Spicer axles only</i>								

• Part is discontinued    ■ Part is available until supply is exhausted    ▲ Not sold separately



**Important: See Safety Information in General Information Section (J300P-GI)**



Major Diameter	R	Q	S	C'Bore Depth	Style	End Yoke Assy. (includes slinger) Order When Listed	Slinger/Plug Part Number	Spicer Part Number
	Ground Hub Dia.	Length Thru Hole	Centerline to End					
<b>1710 SERIES (Con't) E=6.094 (HR STYLE=6.190) D=1.938 USE KIT NO. 5-280X, 5-675X</b>								
<b>USE STRAP KIT 6.5-70-18X</b>								
<b>2.544-49 Involute Spline (Continued)</b>								
2.544	3.819	2.125	6.260	.120	BP	5008449	5008437	6-4-10311 ▲ <i>5008449 was replaced by 6-4-08449X; 131439K = 6-4-08449X &amp; nut# 131095; Spicer axles only</i>
2.544	3.819	2.125	6.260	.120	HR	6-4-08450-1X	5008437	6-4-10311-1 <i>131438K = 6-4-08450-1X &amp; nut# 131095; Spicer axles only</i>
2.544	3.819	2.125	6.260	.120	HR	5008450	5008437	6-4-10311-1 <i>5008450 was replaced by 6-4-08450-1X; 131438K = 6-4-08450-1X &amp; nut# 131095; Spicer axles only</i>
2.544	3.819	2.677	6.050	.240	BP	6-4-08438X	5008437	5005579 ▲ <i>131530K = 6-4-08438X &amp; nut# 131095; Spicer axles only</i>
2.544	3.819	2.677	6.050	.240	BP	5008438	5008437	5005579 ▲ <i>5008438 was replaced by 6-4-08438X; 131530K = 6-4-08438X &amp; nut# 131095; Spicer axles only</i>
2.544	3.819	2.677	6.050	.240	HR	6-4-08439-1X	5008437	5005580•
2.544	3.819	2.677	6.050	.240	HR	5008439	5008437	5005580• <i>5008439 was replaced by 6-4-08439-1X; 131519K = 6-4-08439-1X &amp; nut# 131095; Spicer axles only</i>
2.544	3.819	2.677	6.050	.240	BP	6-4-08438X	5008437	5008438 <i>5008438 was replaced by 6-4-08438X; 131530K = 6-4-08438X &amp; nut# 131095; Spicer axles only</i>
2.544	3.819	2.677	6.050	.240	BP	131530K	5008437	5008438 <i>5008438 was replaced by 6-4-08438X; Attach nut #131095 on Spicer Axle only</i>
2.544	3.819	2.677	6.050	.240	HR	131519K	5008437	5008439 <i>5008439 was replaced by 6-4-08439-1X; Attach nut #131095 on Spicer Axle only</i>
2.544	3.819	2.677	6.050	.240	HR	6-4-08439-1X	5008437	5008439 <i>5008439 was replaced by 6-4-08439-1X; 131519K = 6-4-08439-1X &amp; nut# 131095; Spicer axles only</i>
2.544	4.000	2.750	5.188	.180	BP	—	—	6-4-7691• <i>Hub machined for speedometer gear</i>
2.544	4.000	2.750	5.188	.560	HR	—	—	6-4-7691-1 <i>Hub machined for speedometer gear</i>
<b>2.588-40 Involute Spline</b>								
2.588	4.000	3.510	6.340	—	HR	6-4-9751-1XM	232760	6-4-9741-1M ▲ <i>OEM only</i>
2.588	4.000	3.640	6.340	—	HR	6-4-9571-1XM	232759	6-4-9561-1M ▲
2.588	4.090	2.520	5.550	.120	HR	5001693	5001687	5001692 ▲ <i>OEM only</i>
<b>2.630-20 Involute Spline</b>								
2.630	3.875	3.310	5.970	.560	BP	6-4-4931X•	230991	6-4-5411 ▲ <i>Counterbore at hub end</i>
<b>2.631-25 Involute Spline</b>								
2.631	3.625	2.562	5.250	1.000	BP	—	—	6-4-4921
2.631	3.625	3.000	5.250	1.000	BP	—	—	6-4-3021
<b>2.635-20 Involute Spline</b>								
2.635	3.750	2.750	5.188	—	HR	—	231745	6-4-5351 <i>Hub machined for speedometer gear</i>
2.635	3.750	2.750	5.188	—	BP	6-4-7071X•	231745	6-4-5351 <i>Grnd.hub Dia. 3.000, if used on Spicer 1241 Aux. Trans.; Hub machined for speedometer gear</i>

• Part is discontinued    ■ Part is available until supply is exhausted    ▲ Not sold separately

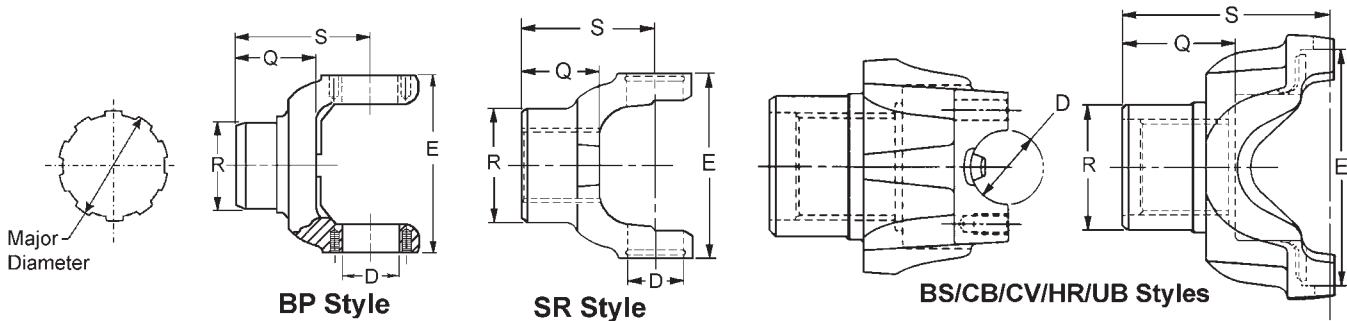


Major Diameter	R	Q	S	C'Bore Depth	Style	End Yoke Assy. (includes slinger) Order When Listed	Slinger/Plug Part Number	Spicer Part Number
	Ground Hub Dia.	Length Thru Hole	Centerline to End					
<b>1710 SERIES (Con't)</b>			<b>E=6.094 (HR STYLE=6.190) D=1.938</b>			<b>USE KIT NO. 5-280X, 5-675X</b>		
<b>USE STRAP KIT 6.5-70-18X</b>								
<b>2.635-20 Involute Spline (Continued)</b>								
2.635	3.750	2.750	5.188	—	HR	—	231745	6-4-5351-1• <i>Hub machined for speedometer gear</i>
2.635	3.750	2.750	5.188	—	HR	6-4-7071-1X	231745	6-4-5351-1• <i>Grnd.hub Dia. 3.000, if used on Spicer 1241 Aux. Trans.; Hub machined for speedometer gear</i>
<b>2.750-10 Spline</b>								
2.750	3.500	3.000	5.750	—	BP	6-4-5251X	230674	6-4-4551
2.750	3.500	3.000	5.750	—	HR	—	—	6-4-4551-1
2.750	3.750	3.000	5.750	—	BP	6-4-6841X	230902	6-4-6631•
2.750	3.750	3.000	5.750	—	HR	6-4-6841-1X	230902	6-4-6631-1▲
2.750	3.750	3.000	5.750	—	BP	6-4-6931X	231616	6-4-6821▲
2.750	3.750	3.000	5.750	—	HR	6-4-6931-1X	231616	6-4-6821-1
2.750	3.812	3.000	5.750	—	HR	—	—	6-4-7661-1• <i>Hub diameter not ground</i>
2.750	4.000	2.938	5.312	—	BP	—	—	6-4-4651 <i>Hub machined for speedometer gear</i>
2.750	4.000	2.938	5.312	—	HR	—	—	6-4-4651-1 <i>Hub machined for speedometer gear</i>
<b>2.753-43 Involute Spline</b>								
2.753	3.750	1.792	5.929	—	BP	6-4-10351X	5010092	6-4-10341▲
2.753	3.750	1.792	5.929	—	HR	6-4-10351-1X	5010092	6-4-10341-1▲
<b>2.781-21 Involute Spline</b>								
2.781	3.500	3.000	5.812	—	BP	—	—	6-4-3671
<b>2.784-55 Involute Spline</b>								
2.784	4.725	2.047	5.000	.150	BP	—	—	6-4-8851
2.784	4.725	2.047	5.000	.150	HR	—	—	6-4-8851-1
<b>2.794-54 Involute Spline</b>								
2.794	—	2.750	5.625	—	BP	—	—	6-4-9231
2.794	—	2.750	5.625	—	HR	—	—	6-4-9231-1
<b>2.922-22 Involute Spline</b>								
2.922	3.500	2.625	5.250	—	BP	—	—	6-4-5201
2.922	3.750	2.641	5.000	—	HR	—	—	6-4-8821-1
<b>3.003-23 Involute Spline</b>								
3.003	4.000	3.000	5.750	—	BP	6-4-9701X	232193	6-4-9691▲
3.003	4.000	3.031	4.844	—	BP	—	—	6-4-3141•
<b>1760 SERIES</b>			<b>E=7.000 (HR STYLE=7.094) D=1.938</b>			<b>USE KIT NO. 5-407X, 5-677X</b>		
<b>USE STRAP KIT 6.5-70-18X</b>								
<b>1.939-30 Involute Spline</b>								
1.939	3.000	2.250	5.250	—	BP	—	—	6.3-4-431
<b>1.964-10 Spline</b>								
1.964	2.625	2.250	5.625	.250	BP	6.3-4-221X•	230998	6.3-4-111• <i>Chamfered Counterbore</i>
<b>1.998-38 Involute Spline</b>								
1.998	3.000	2.125	4.844	—	HR	6.3-4-1501-1X•	232200	6.3-4-1491-1▲
<b>2.000-10 Spline</b>								
2.000	2.938	2.562	5.375	—	BP	6.3-4-181X	98-1361	6.3-4-71•
<b>2.024-39 Spline</b>								
2.024	3.000	2.312	5.188	.125	BP	6.3-4-541X	231047	6.3-4-531 <i>6.3-4-531 was replaced by 6.3-4-541X</i>
2.024	3.000	2.312	5.188	.125	HR	6.3-4-1341-1X•	232028	6.3-4-531-1 <i>6.3-4-531-1 was replaced by 6.3-4-541-1X</i>

• Part is discontinued    ■ Part is available until supply is exhausted    ▲ Not sold separately



Important: See Safety Information in General Information Section (J300P-GI)



Major Diameter	R	Q	S	C'Bore Depth	Style	End Yoke Assy. (includes slinger) Order When Listed	Slinger/Plug Part Number	Spicer Part Number
	Ground Hub Dia.	Length Thru Hole	Centerline to End					
<b>1760 SERIES (Con't) E=7.000 (HR STYLE=7.094) D=1.938 USE KIT NO. 5-407X, 5-677X</b>								

**USE STRAP KIT 6.5-70-18X**

**2.024-39 Spline (Continued)**

2.024	3.000	2.312	5.188	.125	HR	6.3-4-541-1X	231047	6.3-4-531-1 <i>6.3-4-531-1 was replaced by 6.3-4-541-1X</i>
2.024	3.000	2.312	5.188	.125	BP	6.3-4-1141-1X•	231866	6.3-4-531-1 <i>6.3-4-531-1 was replaced by 6.3-4-541-1X</i>
2.024	3.000	2.438	5.188	.120	BP	6.3-4-191X•	231047	6.3-4-81•

**2.024-39 Involute Spline**

2.024	3.000	2.250	5.625	.280	HR	6.3-4-1711-1X	232199	6.3-4-1701-1•
-------	-------	-------	-------	------	----	---------------	--------	---------------

**2.032-10 Spline**

2.032	2.750	2.000	5.000	—	BP	6.3-4-1261X•	232042-2	6.3-4-421•
-------	-------	-------	-------	---	----	--------------	----------	------------

**2.114-32 Involute Spline**

2.114	3.000	2.250	5.000	.424	HR	6.3-4-1521-1X	232200	6.3-4-1511-1 <i>6.3-4-1511-1 will be replaced by 6.3-4-1521-1X when supply is exhausted</i>
-------	-------	-------	-------	------	----	---------------	--------	--

**2.143-41 Involute Spline**

2.143	2.938	2.500	5.250	—	BP	6.3-4-1071X	231028	6.3-4-1061•
2.143	2.938	2.500	5.250	—	HR	6.3-4-1071-1X•	231028	6.3-4-1061-1•
2.143	2.938	2.500	5.250	—	HR	6.3-4-1631-1X•	232604	6.3-4-1061-1•
2.143	2.938	3.000	5.812	—	BP	6.3-4-1641X•	232609	6.3-4-1171•

**2.149-16 Spline**

2.149	2.938	2.500	5.250	—	BP	6.3-4-231X	231022	6.3-4-121•
2.149	2.938	3.000	5.812	.380	BP	6.3-4-251X	231028	6.3-4-141•
2.149	2.938	3.000	5.812	.380	HR	6.3-4-251-1X•	231028	6.3-4-141-1▲

**2.170-34 Involute Spline**

2.170	3.543	1.889	4.598	—	HR	—	—	5007597▲
-------	-------	-------	-------	---	----	---	---	----------

**2.178-43 Involute Spline**

2.178	3.539	2.050	5.500	.157	HR	—	—	6.3-4-1591-1•
-------	-------	-------	-------	------	----	---	---	---------------

**2.225-6 Spline**

2.225	3.000	3.250	6.000	—	BP	6.3-4-171X	829W	6.3-4-51▲
2.225	3.000	3.250	6.000	—	HR	6.3-4-171-1X	829-W	6.3-4-51-1▲

**2.250-10 Spline**

2.250	3.000	3.000	5.844	.250	BP	6.3-4-731X	230921	6.3-4-91 <i>6.3-4-91 was replaced by 6.3-4-731X</i>
2.250	3.000	3.000	5.844	.250	HR	6.3-4-731-1X	230921	6.3-4-91-1▲
2.250	3.500	3.000	5.650	—	HR	6.3-4-761-1X•	231616	6.3-4-701-1
2.250	3.750	3.000	5.625	—	HR	6.3-4-1101-1X•	231616	6.3-4-1091-1•

**2.274-44 Involute Spline**

2.274	2.938	2.328	5.094	—	BP	6.3-4-1621X•	232604	6.3-4-1321▲
2.274	2.938	2.328	5.094	—	BP	6.3-4-1331X	231022	6.3-4-1321▲
2.274	2.938	2.328	5.094	—	HR	6.3-4-1331-1X	231022	6.3-4-1321-1•
2.274	2.938	2.328	5.094	—	HR	6.3-4-1621-1X	232604	6.3-4-1321-1•

• Part is discontinued    ■ Part is available until supply is exhausted    ▲ Not sold separately

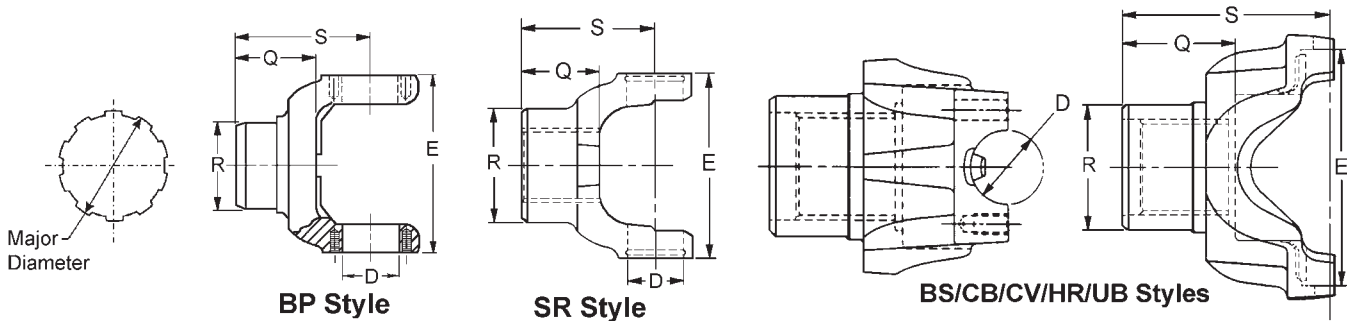


Major Diameter	R	Q	S	C'Bore Depth	Style	End Yoke Assy. (includes slinger) Order When Listed	Slinger/Plug Part Number	Spicer Part Number
	Ground Hub Dia.	Length Thru Hole	Centerline to End					
<b>1760 SERIES (Con't) E=7.000 (HR STYLE=7.094) D=1.938 USE KIT NO. 5-407X, 5-677X</b>								
<b>USE STRAP KIT 6.5-70-18X</b>								
<b>2.274-44 Involute Spline (Continued)</b>								
2.274	2.938	2.500	5.250	—	BP	6.3-4-331X	231022	6.3-4-1421 <i>6.3-4-1421 was replaced by 6.3-4-1481X</i>
2.274	2.938	2.500	5.250	—	BP	6.3-4-1481X	232168	6.3-4-1421 <i>6.3-4-1421 was replaced by 6.3-4-1481X</i>
2.274	2.938	2.500	5.250	—	HR	6.3-4-331-1X	231022	6.3-4-1421-1 <i>6.3-4-1421-1 was replaced by 6.3-4-1481-1X</i>
2.274	2.938	2.500	5.250	—	HR	6.3-4-1481-1X	232168	6.3-4-1421-1 <i>6.3-4-1421-1 was replaced by 6.3-4-1481-1X</i>
2.274	3.000	2.500	5.250	.236	BP	6.3-4-5221X	232511	6.3-4-1411 <i>6.3-4-1411 was replaced by 6.3-4-5221X</i>
2.274	3.000	2.500	5.250	.236	HR	6.3-4-5221-1X	232511	6.3-4-1411-1•
<b>2.343-45 Involute Spline</b>								
2.343	3.750	3.000	5.656	—	HR	6.3-4-901-1X•	231616	6.3-4-841-1•
<b>2.350-16 Spline</b>								
2.350	2.875	2.750	5.500	—	BP	—	—	6.3-4-161 <i>Coupling shaft yoke</i>
2.350	2.875	2.750	5.500	—	HR	—	—	6.3-4-161-1 <i>Coupling shaft yoke</i>
<b>2.364-18 Involute Spline</b>								
2.364	3.500	3.375	6.125	—	BP	—	—	6.3-4-271
2.364	3.500	3.375	6.125	—	HR	—	—	6.3-4-271-1
2.364	3.750	2.328	5.500	—	HR	—	—	6.3-4-751-1• <i>Hub machined for speedometer gear</i>
<b>2.364-36 Involute Spline</b>								
2.364	3.000	2.688	5.438	—	HR	6.3-4-1541-1X	232200	6.3-4-1531-1 ▲
2.364	3.000	2.688	5.438	—	HR	6.3-4-1561-1X	232199	6.3-4-1551-1•
2.364	3.000	2.688	5.438	—	BP	6.3-4-1021X	231750	6.3-4-441•
2.364	3.000	2.688	5.438	—	BP	6.3-4-851X	231755	6.3-4-831 ▲
2.364	3.500	2.485	5.230	.306	HR	6.3-4-1611-1X	232201	6.3-4-1601-1•
<b>2.374-46 Spline</b>								
2.374	3.250	2.625	5.438	—	BP	6.3-4-211X	231179	6.3-4-101•
2.374	3.250	2.625	5.438	—	HR	6.3-4-211-1X	231179	6.3-4-101-1•
2.374	3.250	2.875	5.625	.140	BP	6.3-4-861X	231615	6.3-4-291•
2.374	3.250	2.875	5.625	.140	BP	6.3-4-301X	231179	6.3-4-291•
2.374	3.250	2.875	5.625	.140	HR	6.3-4-301-1X	231179	6.3-4-291-1•
2.374	3.250	2.875	5.625	.140	HR	6.3-4-861-1X	231615	6.3-4-291-1•
2.374	3.500	2.406	5.375	—	BP	6.3-4-1391X	232042-10	6.3-4-391
2.374	3.500	2.406	5.375	—	HR	6.3-4-1391-1X	232042-10	6.3-4-391-1•
2.374	3.750	2.422	5.406	—	BP	6.3-4-1281X	—	6.3-4-641
<i>6.3-4-641 was replaced by 6.3-4-1281X; Assy includes electronic speedometer gear #231528</i>								
2.374	3.750	2.422	5.406	—	HR	6.3-4-1281-1X	—	6.3-4-641-1
<i>6.3-4-641-1 was replaced by 6.3-4-1281-1X; Assy includes electronic speedometer gear #231528</i>								
2.374	3.750	2.422	5.406	—	HR	6.3-4-1271-1X•	—	6.3-4-641-1
<i>6.3-4-641-1 was replaced by 6.3-4-1281-1X; Assy includes mechanical speedometer drive gear #231527</i>								
<b>2.390-46 Involute Spline</b>								
2.390	2.875	2.750	5.500	—	HR	—	—	6.3-4-821-1 <i>Coupling shaft yoke</i>
2.390	3.250	2.328	5.062	.140	BP	6.3-4-1041X	231803	6.3-4-1031•
2.390	3.250	2.328	5.062	.140	BP	6.3-4-04767X	5003552	6.3-4-1031•
2.390	3.250	2.328	5.062	.140	BP	5004767	5003552	6.3-4-1031•
<i>5004767 was replaced by 6.3-4-04767X</i>								
2.390	3.250	2.328	5.062	.140	HR	6.3-4-1041-1X	231803	6.3-4-1031-1
<i>6.3-4-1031-1 was replaced by 6.3-4-1041-1X</i>								

• Part is discontinued    ■ Part is available until supply is exhausted    ▲ Not sold separately



Important: See Safety Information in General Information Section (J300P-GI)



Major Diameter	R	Q	S	C'Bore Depth	Style	End Yoke Assy. (includes slinger) Order When Listed	Slinger/Plug Part Number	Spicer Part Number
	Ground Hub Dia.	Length Thru Hole	Centerline to End					
<b>1760 SERIES (Con't) E=7.000 (HR STYLE=7.094) D=1.938 USE KIT NO. 5-407X, 5-677X</b>								
<b>USE STRAP KIT 6.5-70-18X</b>								
<b>2.390-46 Involute Spline (Continued)</b>								
2.390	3.250	2.328	5.062	.140	HR	5003555	5003552	6.3-4-1031-1
<i>5003555 was replaced by 6.3-4-03555-1X; 6.3-4-1031-1 was replaced by 6.3-4-1041-1X</i>								
2.390	3.250	2.328	5.062	.140	HR	6.3-4-03555-1X	5003552	6.3-4-1031-1
<i>6.3-4-1031-1 was replaced by 6.3-4-1041-1X</i>								
2.390	3.375	3.188	6.000	.580	BP	6.3-4-1161X	231013	6.3-4-1151•
2.390	3.375	3.188	6.000	.580	BP	6.3-4-1651X•	232610	6.3-4-1151•
2.390	3.375	3.188	6.000	.580	HR	6.3-4-1161-1X	231013	6.3-4-1151-1•
2.390	3.375	3.188	6.000	.580	HR	6.3-4-1651-1X	232610	6.3-4-1151-1•
2.390	3.500	3.375	6.000	—	BP	—	—	6.3-4-381
2.390	3.500	3.375	6.000	—	HR	—	—	6.3-4-381-1
<b>2.422-18 Involute Spline</b>								
2.422	3.375	3.000	6.000	.380	BP	6.3-4-241X	231013	6.3-4-131•
2.422	3.375	3.000	6.000	.380	HR	6.3-4-241-1X•	231013	6.3-4-131-1▲
<b>2.500-10 Spline</b>								
2.500	3.500	2.406	5.406	—	BP	6.3-4-1401X	232042-11	6.3-4-151•
2.500	3.500	2.406	5.406	—	HR	6.3-4-1401-1X	232042-11	6.3-4-151-1•
2.500	3.750	3.000	6.000	—	BP	6.3-4-781X	231616	6.3-4-651
<i>6.3-4-651 was replaced by 6.3-4-781X; Hub machined for speedometer gear</i>								
2.500	3.750	3.000	6.031	—	HR	6.3-4-781-1X	231616	6.3-4-651-1
<i>6.3-4-651-1 was replaced by 6.3-4-781-1X; Hub machined for speedometer gear</i>								
<b>2.503-19 Involute Spline</b>								
2.503	3.344	3.000	5.938	—	BP	—	—	6.3-4-521
<b>2.544-49 Involute Spline</b>								
2.544	3.750	3.000	6.031	—	BP	6.3-4-771X	231616	6.3-4-811•
<i>Hub machined for speedometer gear</i>								
2.544	3.750	3.000	6.031	—	HR	6.3-4-771-1X	231616	6.3-4-811-1▲
<i>Hub machined for speedometer gear</i>								
2.544	3.818	2.125	5.200	.120	BP	131441K	5008437	5008454
<i>5008454 was replaced by 6.3-4-08454X; Attach nut #131095 on Spicer Axle only</i>								
2.544	3.818	2.125	5.200	.120	BP	6.3-4-08454X	5008437	5008454
<i>5008454 was replaced by 6.3-4-08454X; 131441K = 6.3-4-08454X &amp; nut# 131095; Spicer axles only</i>								
2.544	3.818	2.125	5.200	.120	BP	131440K	5008437	5008455
<i>5008455 was replaced by 6.3-4-08455-1X; Attach nut #131095 on Spicer Axle only</i>								
2.544	3.818	2.125	5.200	.120	BP	6.3-4-08455-1X	5008437	5008455
<i>5008455 was replaced by 6.3-4-08455-1X; 131440K = 6.3-4-08455-1X &amp; nut# 131095; Spicer axles only</i>								
2.544	3.818	2.125	5.200	.120	BP	6.3-4-08454X	5008437	6.3-4-1861▲
<i>131441K = 6.3-4-08454X &amp; nut# 131095; Spicer axles only</i>								
2.544	3.818	2.125	5.200	.120	BP	5008454	5008437	6.3-4-1861▲
<i>5008454 was replaced by 6.3-4-08454X; 131441K = 6.3-4-08454X &amp; nut# 131095; Spicer axles only</i>								
2.544	3.818	2.125	5.200	.120	HR	6.3-4-08455-1X	5008437	6.3-4-1861-1
<i>6.3-4-1861-1 was replaced by 6.3-4-08455-1X; 131440K = 6.3-4-08455-1X &amp; nut# 131095; Spicer axles only</i>								

• Part is discontinued    ■ Part is available until supply is exhausted    ▲ Not sold separately



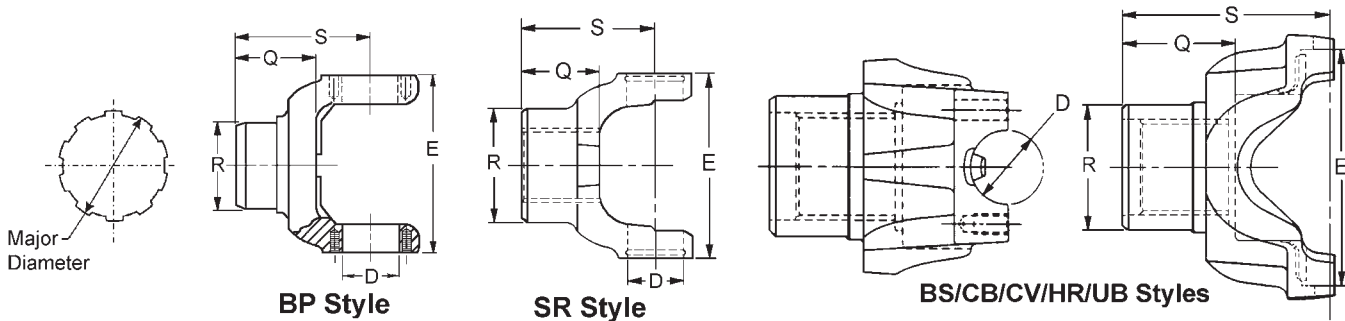


Major Diameter	R	Q	S	C'Bore Depth	Style	End Yoke Assy. (includes slinger) Order When Listed	Slinger/Plug Part Number	Spicer Part Number
	Ground Hub Dia.	Length Thru Hole	Centerline to End					
<b>1760 SERIES (Con't) E=7.000 (HR STYLE=7.094) D=1.938 USE KIT NO. 5-407X, 5-677X</b>								
<b>USE STRAP KIT 6.5-70-18X</b>								
<b>2.544-49 Involute Spline (Continued)</b>								
2.544	3.818	2.125	5.200	.120	HR	5008455	5008437	6.3-4-1861-1
<i>5008455 was replaced by 6.3-4-08455-1X; 6.3-4-1861-1 was replaced by 6.3-4-08455-1X; 131440K = 6.3-4-08455-1X &amp; nut# 131095; Spicer axles only</i>								
2.544	3.819	2.677	5.750	.240	BP	6.3-4-08440-1X•	5008437	5005581 ▲
2.544	3.819	2.677	5.750	.240	BP	5008440	5008437	5005581 ▲
<i>5008440 was replaced by 6.3-4-08440-1X</i>								
2.544	3.819	2.677	5.750	.240	HR	5008441	5008437	5005582
<i>5008441 was replaced by 6.3-4-08441-1X; 5005582 was replaced by 6.3-4-05582-1; 131520K = 6.3-4-08441-1X &amp; nut# 131095; Spicer axles only</i>								
2.544	3.819	2.677	5.750	.240	HR	6.3-4-08441-1X	5008437	5005582
<i>5005582 was replaced by 6.3-4-05582-1; 131520K = 6.3-4-08441-1X &amp; nut# 131095; Spicer axles only</i>								
2.544	3.819	2.677	5.750	.240	BP	131518K	5008437	5008440
<i>5008440 was replaced by 6.3-4-08440-1X; Attach nut #131095 on Spicer Axle only</i>								
2.544	3.819	2.677	5.750	.240	HR	131482K•	5008437	5008441
<i>5008441 was replaced by 6.3-4-08441-1X</i>								
2.544	3.819	2.677	5.750	.240	HR	—	5008437	6.3-4-05582-1
<i>131482K = 5008441 yoke assy &amp; nut# 131095; Spicer axles only</i>								
2.544	3.819	2.677	6.050	.240	HR	131520K	5008437	5008441
<i>5008441 was replaced by 6.3-4-08441-1X; Attach nut #131095 on Spicer Axle only</i>								
2.544	4.000	2.750	5.562	.180	BP	—	—	6.3-4-1251•
2.544	4.000	2.750	5.562	.180	HR	—	—	6.3-4-1251-1
<b>2.635-20 Involute Spline</b>								
2.635	3.750	2.750	5.562	—	BP	6.3-4-871X•	231745	6.3-4-41•
<i>Hub machined for speedometer gear; Grnd.hub Dia. 3.000, if used on Spicer 1241 Aux. Trans.</i>								
2.635	3.750	2.750	5.562	—	HR	6.3-4-871-1X	231745	6.3-4-41-1•
<i>Hub machined for speedometer gear; Grnd.hub Dia. 3.000, if used on Spicer 1241 Aux. Trans.</i>								
<b>2.750-10 Spline</b>								
2.750	—	3.000	5.969	—	HR	—	—	6.3-4-1201-1
<i>Hub diameter not ground</i>								
2.750	3.750	3.000	5.969	—	BP	6.3-4-721X	230902	6.3-4-661 ▲
2.750	3.750	3.000	5.969	—	HR	6.3-4-721-1X	230902	6.3-4-661-1•
2.750	3.750	3.000	5.969	—	BP	6.3-4-791X	231616	6.3-4-711
<i>6.3-4-711 was replaced by 6.3-4-791X</i>								
2.750	3.750	3.000	5.969	—	HR	6.3-4-791-1X	231616	6.3-4-711-1
<i>6.3-4-711-1 will be replaced by 6.3-4-791-1X when supply is exhausted</i>								
2.750	4.000	2.938	6.000	—	BP	—	—	6.3-4-61•
<i>Hub machined for speedometer gear</i>								
2.750	4.000	2.938	6.000	—	HR	—	—	6.3-4-61-1•
<i>Hub machined for speedometer gear</i>								
<b>2.753-43 Spline</b>								
2.753	3.750	1.790	4.870	—	BS	6.3-4-1891X	5010092	6.3-4-1881 ▲
2.753	3.750	1.790	4.870	—	HR	6.3-4-1891-1X•	5010092	6.3-4-1881-1 ▲
<b>2.794-54 Involute Spline</b>								
2.794	—	2.750	5.625	—	BP	—	—	6.3-4-1681
<i>Hub diameter not ground</i>								
2.794	—	2.750	5.625	—	HR	—	—	6.3-4-1681-1
<i>Hub diameter not ground</i>								
2.794	3.750	3.000	5.970	—	HR	—	—	6.3-4-1051-1•
<b>2.795-55 Involute Spline</b>								
2.795	4.719	2.047	5.000	.150	HR	—	—	6.3-4-1581-1
<i>OEM only</i>								
2.795	4.725	2.047	5.000	.150	HR	6.3-4-1831-1X•	233062	6.3-4-1761-1
<i>OEM only</i>								
2.795	4.725	2.047	5.000	.150	HR	6.3-4-1821-1X•	233061	6.3-4-1761-1
<i>OEM only</i>								

• Part is discontinued    ■ Part is available until supply is exhausted    ▲ Not sold separately



**Important: See Safety Information in General Information Section (J300P-GI)**



Major Diameter	R	Q	S	C'Bore Depth	Style	End Yoke Assy. (includes slinger) Order When Listed	Slinger/Plug Part Number	Spicer Part Number
	Ground Hub Dia.	Length Thru Hole	Centerline to End					
<b>1760 SERIES (Con't)</b>			<b>E=7.000 (HR STYLE=7.094)</b>		<b>D=1.938</b>		<b>USE KIT NO. 5-407X, 5-677X</b>	
<b>USE STRAP KIT 6.5-70-18X</b>								
<b>2.795-55 Involute Spline (Continued)</b>								
2.795	4.725	2.047	5.000	.150	HR	—	—	6.3-4-1761-1
							<i>With 231059 plug. Attaching hardware by OEM</i>	
2.795	4.725	2.047	5.000	.150	HR	6.3-4-1771-1X	233040	6.3-4-1761-1 OEM only
<b>2.798-21 Involute Spline</b>								
2.798	3.531	2.078	4.844	.080	HR	—	—	6.3-4-1191-1•
<b>1800 SERIES</b>			<b>E=6.594</b>		<b>D=2.312</b>		<b>USE KIT 5-124X</b>	
<b>2.002-15 Involute Spline</b>								
2.002	3.250	2.703	4.938	.687	BP	—	—	6.5-4-2961
<b>1810 SERIES</b>			<b>E=7.547 (HR STYLE=7.643)</b>		<b>D=1.938</b>		<b>USE KIT NO. 5-281X, 5-676X</b>	
<b>USE STRAP KIT 6.5-70-18X</b>								
<b>1.939-30 Involute Spline</b>								
1.939	3.000	2.250	5.375	—	BP	—	—	6.5-4-2051•
<b>1.960-10 Spline</b>								
1.960	2.750	2.625	5.531	—	BP	—	—	6.5-4-2251
<b>1.964-10 Spline</b>								
1.964	2.625	2.250	5.625	.250	BP	6.5-4-2351X•	230998	6.5-4-2001• <i>Chamfered Counterbore</i>
<b>2.000-10 Spline</b>								
2.000	2.938	2.562	5.375	—	BP	6.5-4-2341X	98-1361	6.5-4-1921•
<b>2.005-15 Involute Spline</b>								
2.005	2.875	2.500	5.250	.250	BP	—	—	6.5-4-2911
2.005	3.250	2.375	5.281	—	BP	—	—	6.5-4-2821 <i>Tapered spline</i>
<b>2.024-39 Spline</b>								
2.024	2.750	2.000	5.188	.125	BP	6.5-4-4281X	232042-2	6.5-4-3261
2.024	2.750	2.000	5.188	.125	HR	6.5-4-4281-1X	232042-2	6.5-4-3261-1
2.024	2.750	2.438	5.531	.090	BP	6.5-4-3571X	231599	6.5-4-2781•
2.024	2.750	2.438	5.625	.090	HR	6.5-4-3571-1X•	231599	6.5-4-2781-1 ▲
2.024	3.000	2.312	5.190	.120	BP	6.5-4-3381X	231047	6.5-4-3371
							<i>6.5-4-3371 was replaced by 6.5-4-3381X</i>	
2.024	3.000	2.312	5.190	.120	HR	6.5-4-4191-1X•	232028	6.5-4-3371-1
2.024	3.000	2.312	5.190	.120	HR	6.5-4-3381-1X	231047	6.5-4-3371-1
2.024	3.000	2.312	5.750	.120	HR	6.5-4-3881-1X	231047	6.5-4-3861-1 ▲
2.024	3.000	2.320	5.188	.090	HR	6.5-4-3851-1X	231047	6.5-4-3841-1 ▲
2.024	3.000	2.438	5.188	.120	BP	6.5-4-2491X•	231047	6.5-4-2471•

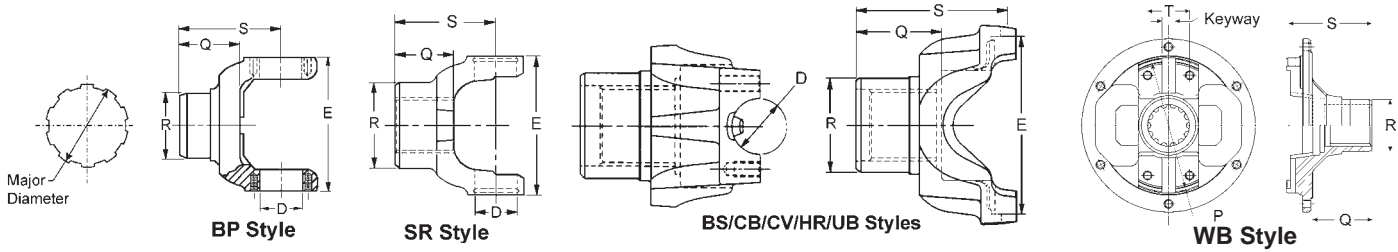
• Part is discontinued    ■ Part is available until supply is exhausted    ▲ Not sold separately



Major Diameter	R	Q	S	C'Bore Depth	Style	End Yoke Assy. (includes slinger) Order When Listed	Slinger/Plug Part Number	Spicer Part Number
	Ground Hub Dia.	Length Thru Hole	Centerline to End					
<b>1810 SERIES (Con't) E=7.547 (HR STYLE=7.643) D=1.938 USE KIT NO. 5-281X, 5-676X</b>								
<b>USE STRAP KIT 6.5-70-18X</b>								
<b>2.024-39 Involute Spline</b>								
2.024	3.000	2.250	5.000	.280	HR	6.5-4-4661-1X	232199	6.5-4-4651-1•
<b>2.031-10 Spline</b>								
2.031	2.750	2.000	5.250	.125	BP	6.5-4-4251X	232042-2	6.5-4-2261
<i>6.5-4-2261 was replaced by 6.5-4-4251X</i>								
<b>2.114-32 Involute Spline</b>								
2.114	3.000	2.250	5.000	.424	HR	6.5-4-4461-1X	232200	6.5-4-4451-1
<i>6.5-4-4451-1 was replaced by 6.5-4-4461-1X</i>								
<b>2.143-41 Involute Spline</b>								
2.143	2.938	2.500	5.250	—	BP	6.5-4-4601X•	232604	6.5-4-3681•
2.143	2.938	2.500	5.250	—	BP	6.5-4-3691X	231028	6.5-4-3681•
2.143	2.938	2.500	5.250	—	HR	6.5-4-3691-1X•	231028	6.5-4-3681-1▲
2.143	2.938	2.500	5.250	—	HR	6.5-4-4601-1X•	232604	6.5-4-3681-1▲
2.143	2.938	3.000	5.812	.380	BP	6.5-4-4621X•	232609	6.5-4-3931
2.143	2.938	3.000	5.812	.380	BP	—	—	6.5-4-3931
<b>2.149-16 Spline</b>								
2.149	2.938	2.500	5.219	—	BP	6.5-4-2451X	231022	6.5-4-2441•
2.149	2.938	3.000	5.812	.380	BP	6.5-4-2401X	231028	6.5-4-2291•
2.149	2.938	3.000	5.812	.380	HR	6.5-4-2401-1X•	231028	6.5-4-2291-1▲
<b>2.225-6 Spline</b>								
2.225	3.000	3.250	6.000	—	BP	6.5-4-2831X	330499	6.5-4-1971
2.225	3.000	3.250	6.000	—	BP	6.5-4-2271X	829-W	6.5-4-1971
2.225	3.000	3.250	6.000	—	HR	—	—	6.5-4-1971-1
<b>2.250-10 Spline</b>								
2.250	2.875	3.000	5.875	.312	BP	—	—	6.5-4-2131
2.250	2.875	3.000	5.875	.312	HR	—	—	6.5-4-2131-1
2.250	3.000	3.000	5.844	.250	BP	6.5-4-2551X	230921	6.5-4-1911•
2.250	3.125	2.250	5.375	—	BP	—	—	6.5-4-2141
2.250	3.125	2.250	5.375	—	HR	6.5-4-4221-1X•	232042-3	6.5-4-2141-1▲
2.250	3.312	2.250	5.375	—	BP	6.5-4-4241X•	232042-6	6.5-4-4231
2.250	3.312	2.250	5.375	—	HR	6.5-4-4241-1X	232042-6	6.5-4-4231-1•
2.250	3.500	3.000	5.844	—	BP	—	—	6.5-4-2021
<b>2.274-44 Involute Spline</b>								
2.274	2.938	2.344	5.090	—	HR	6.5-4-4591-1X	232604	6.5-4-4081-1•
2.274	2.938	2.344	5.090	—	HR	6.5-4-4091-1X•	231022	6.5-4-4081-1•
2.274	2.938	2.500	5.250	—	BP	6.5-4-4351X	232168	6.5-4-4321•
2.274	2.938	2.500	5.250	—	BP	6.5-4-3281X	231022	6.5-4-4321•
2.274	2.938	2.500	5.250	—	HR	6.5-4-4351-1X	232168	6.5-4-4321-1•
2.274	2.938	2.500	5.250	—	HR	6.5-4-3281-1X	231022	6.5-4-4321-1•
2.274	3.000	2.500	5.250	.236	BP	6.5-4-4571X	232511	6.5-4-4311
<i>6.5-4-4311 was replaced by 6.5-4-4571X</i>								
2.274	3.000	2.500	5.250	.236	HR	6.5-4-4571-1X	232511	6.5-4-4311-1
<i>6.5-4-4311-1 was replaced by 6.5-4-4571-1X</i>								
<b>2.350-16 Spline</b>								
2.350	2.875	2.750	5.500	—	BP	6.5-4-2531X	230746	6.5-4-1891 Coupling shaft yoke
2.350	2.875	2.750	5.500	—	HR	—	—	6.5-4-1891-1 Coupling shaft yoke
2.350	3.750	2.750	5.562	—	BP	—	—	6.5-4-3011 Hub machined for speedometer gear

• Part is discontinued    ■ Part is available until supply is exhausted    ▲ Not sold separately





Major Diameter	R	Q	S	C'Bore Depth	Style	End Yoke Assy. (includes slinger/plug) Order When Listed	Slinger/Plug Part Number	Spicer Part Number
	Ground Hub Dia.	Length Thru Hole	Centerline to End					
<b>1810 SERIES (Con't) E=7.547 (HR STYLE=7.643) D=1.938 USE KIT NO. 5-281X, 5-676X</b>								

**USE STRAP KIT 6.5-70-18X**

**2.364-18 Involute Spline**

2.364	3.500	3.375	6.125	—	BP	—	—	6.5-4-2581
2.364	3.500	3.375	6.125	—	HR	—	—	6.5-4-2581-1
2.364	3.750	2.344	5.625	—	HR	—	—	6.5-4-4211-1•

*Hub machined for speedometer gear*

**2.364-36 Involute Spline**

2.364	3.000	2.688	5.438	—	BP	6.5-4-3651X	231750	6.5-4-3161•
2.364	3.000	2.688	5.438	—	BP	6.5-4-3641X	231755	6.5-4-3631▲
2.364	3.000	2.688	5.438	—	HR	6.5-4-4421-1X	232200	6.5-4-4411-1
<i>6.5-4-4411-1 was replaced by 6.5-4-4421-1X</i>								
2.364	3.000	2.688	5.438	—	HR	6.5-4-4441-1X	232199	6.5-4-4431-1▲
2.364	3.500	2.500	5.230	.300	HR	6.5-4-4481-1X	232201	6.5-4-4471-1•

**2.374-46 Spline**

2.374	3.250	2.625	5.438	—	BP	6.5-4-2711X	231179	6.5-4-2701
2.374	3.250	2.625	5.438	—	HR	6.5-4-2711-1X	231179	6.5-4-2701-1•
2.374	3.250	2.875	5.688	.140	BP	6.5-4-3221X	231179	6.5-4-3201•
2.374	3.250	2.875	5.688	.140	BP	6.5-4-3581X	231615	6.5-4-3201•
2.374	3.250	2.875	5.688	.140	HR	6.5-4-3581-1X	231615	6.5-4-3201-1
<i>6.5-4-3201-1 was replaced by 6.5-4-3581-1X</i>								
2.374	3.250	2.875	5.688	.140	HR	6.5-4-3221-1X	231179	6.5-4-3201-1
<i>6.5-4-3201-1 was replaced by 6.5-4-3581-1X</i>								
2.374	3.500	2.406	5.406	—	BP	6.5-4-4271X	232042-10	6.5-4-3251
<i>6.5-4-3251 will be replaced by 6.5-4-4271X when supply is exhausted</i>								
2.374	3.500	2.406	5.406	—	HR	6.5-4-4271-1X	232042-10	6.5-4-3251-1
<i>6.5-4-3251-1 will be replaced by 6.5-4-4271-1X when supply is exhausted</i>								
2.374	3.750	2.406	5.219	—	BP	6.5-4-4011X	—	6.5-4-3441
<i>Assy includes electronic speedometer gear #231528</i>								
2.374	3.750	2.406	5.219	—	BP	6.5-4-4001X•	—	6.5-4-3441
<i>Assy includes mechanical speedometer drive gear #231527</i>								
2.374	3.750	2.406	5.219	—	HR	6.5-4-4001-1X•	—	6.5-4-3441-1
<i>Assy includes mechanical speedometer drive gear #231527</i>								
2.374	3.750	2.406	5.219	—	HR	6.5-4-4011-1X	—	6.5-4-3441-1
<i>Assy includes electronic speedometer gear #231528</i>								

**2.390-46 Involute Spline**

2.390	2.875	2.750	5.500	—	HR	—	—	6.5-4-3591-1
<i>Coupling shaft yoke</i>								
2.390	3.250	2.312	5.156	.140	BP	6.5-4-04768X	5003552	6.5-4-3721▲
2.390	3.250	2.312	5.156	.140	BP	6.5-4-5111X	5015354	6.5-4-3721▲
2.390	3.250	2.312	5.156	.140	BP	6.5-4-3731X	231803	6.5-4-3721▲
2.390	3.250	2.312	5.156	.140	HR	6.5-4-4721-1X	232747	6.5-4-3721-1■
2.390	3.250	2.312	5.156	.140	HR	5003556	5003552	6.5-4-3721-1■
<i>5003556 was replaced by 6.5-4-03556-1X</i>								

• Part is discontinued    ■ Part is available until supply is exhausted    ▲ Not sold separately



Major Diameter	R	Q	S	C'Bore Depth	Style	End Yoke Assy. (includes slinger/plug) Order When Listed	Slinger/Plug Part Number	Spicer Part Number
	Ground Hub Dia.	Length Thru Hole	Centerline to End					

**1810 SERIES (Con't) E=7.547 (HR STYLE=7.643) D=1.938 USE KIT NO. 5-281X, 5-676X**

**USE STRAP KIT 6.5-70-18X**

**2.390-46 Involute Spline (Continued)**

2.390	3.250	2.312	5.156	.140	HR	6.5-4-5111-1X	5015354	6.5-4-3721-1▪
2.390	3.250	2.312	5.156	.140	HR	6.5-4-3731-1X	231803	6.5-4-3721-1▪
2.390	3.250	2.312	5.156	.140	HR	6.5-4-03556-1X	5003552	6.5-4-3721-1▪
2.390	3.250	2.312	5.156	.140	HR	6.5-4-4511-1X	211831X	6.5-4-3721-1▪
2.390	3.375	3.188	6.000	.580	BP	6.5-4-3921X	231013	6.5-4-3911•
2.390	3.375	3.188	6.000	.580	BP	6.5-4-4611X	232610	6.5-4-3911•
2.390	3.375	3.188	6.000	.580	HR	6.5-4-3921-1X	231013	6.5-4-3911-1
2.390	3.375	3.188	6.000	.580	HR	6.5-4-4611-1X	232610	6.5-4-3911-1
2.390	3.500	3.375	6.156	—	BP	—	—	6.5-4-2541
2.390	3.500	3.375	6.156	—	HR	—	—	6.5-4-2541-1

**2.422-18 Involute Spline**

2.422	3.375	3.000	5.812	.380	BP	6.5-4-2361X	231013	6.5-4-1991
<i>6.5-4-1991 will be replaced by 6.5-4-2361X when supply is exhausted</i>								
2.422	3.375	3.000	5.812	.380	HR	6.5-4-2361-1X	231013	6.5-4-1991-1•

**2.450-47 Involute Spline**

2.450	3.625	2.500	5.312	.750	BP	—	—	6.5-4-2921
-------	-------	-------	-------	------	----	---	---	------------

**2.500-10 Spline**

2.500	3.250	3.000	5.781	—	BP	6.5-4-3711X	231179	6.5-4-2561
2.500	3.250	3.000	5.781	—	HR	6.5-4-3711-1X	231179	6.5-4-2561-1
2.500	3.500	2.406	5.406	—	BP	6.5-4-4291X	232042-11	6.5-4-2101•
2.500	3.500	2.406	5.406	—	HR	6.5-4-4291-1X	232042-11	6.5-4-2101-1
2.500	3.500	2.406	5.406	—	HR	6.5-4-4261-1X•	232042-10	6.5-4-2101-1
2.500	3.500	3.000	5.781	—	BP	—	—	6.5-4-2151•
2.500	3.750	3.000	5.875	—	BP	6.5-4-3551X	231616	6.5-4-3451•
<i>Hub machined for speedometer gear</i>								
2.500	3.750	3.000	5.875	—	HR	6.5-4-3551-1X	231616	6.5-4-3451-1
<i>6.5-4-3451-1 was replaced by 6.5-4-3551-1X; Hub machined for speedometer gear</i>								

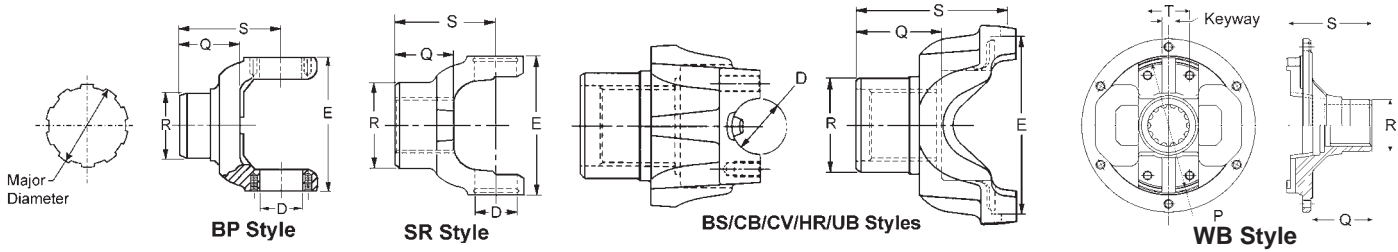
**2.544-49 Involute Spline**

2.544	3.750	3.000	5.875	—	BP	6.5-4-3621X•	231616	6.5-4-3611▲
<i>Hub machined for speedometer gear</i>								
2.544	3.750	3.000	5.875	—	HR	6.5-4-3621-1X	231616	6.5-4-3611-1•
<i>Hub machined for speedometer gear</i>								
2.544	3.818	2.141	5.740	.120	BP	6.5-4-08456X	5008437	5008456
<i>131444K = 6.5-4-08456X &amp; nut# 131095; Spicer axles only</i>								
2.544	3.818	2.141	5.740	.120	BP	131444K	5008437	5008456
<i>Attach nut #131095 on Spicer Axle only</i>								
2.544	3.818	2.141	5.740	.120	HR	131443K	5008437	5008457
<i>5008457 was replaced by 6.5-4-08457-1X; Attach nut #131095 on Spicer Axle only</i>								
2.544	3.818	2.141	5.740	.120	HR	6.5-4-08457-1X	5008437	5008457
<i>5008457 was replaced by 6.5-4-08457-1X; 131443K = 6.5-4-08457-1X &amp; nut# 131095; Spicer axles only</i>								
2.544	3.818	2.141	5.740	.120	BP	5008456	5008437	6.5-4-5091▲
<i>131444K = 6.5-4-08456X &amp; nut# 131095; Spicer axles only</i>								
2.544	3.818	2.141	5.740	.120	BP	6.5-4-08456X	5008437	6.5-4-5091▲
<i>131444K = 6.5-4-08456X &amp; nut# 131095; Spicer axles only</i>								
2.544	3.818	2.141	5.740	.120	HR	6.5-4-08457-1X	5008437	6.5-4-5091-1•
<i>131443K = 6.5-4-08457-1X &amp; nut# 131095; Spicer axles only</i>								
2.544	3.818	2.141	5.740	.120	HR	5008457	5008437	6.5-4-5091-1•
<i>5008457 was replaced by 6.5-4-08457-1X; 131443K = 6.5-4-08457-1X &amp; nut# 131095; Spicer axles only</i>								
2.544	3.819	2.677	5.740	—	BP	131448K	5008437	5008442
<i>5008442 was replaced by 6.5-4-08442X; Attach nut #131095 on Spicer Axle only</i>								
2.544	3.819	2.677	5.740	.240	BP	5008442	5008437	6.5-4-5101
<i>5008442 was replaced by 6.5-4-08442X; 131448K = 6.5-4-08442X &amp; nut# 131095; Spicer axles only</i>								

• Part is discontinued    ■ Part is available until supply is exhausted    ▲ Not sold separately



**Important: See Safety Information in General Information Section (J300P-GI)**



Major Diameter	R	Q	S	C'Bore Depth	Style	End Yoke Assy. (includes slinger/plug) Order When Listed	Slinger/Plug Part Number	Spicer Part Number
	Ground Hub Dia.	Length Thru Hole	Centerline to End					
<b>1810 SERIES (Con't) E=7.547 (HR STYLE=7.643) D=1.938 USE KIT NO. 5-281X, 5-676X</b>								
<b>USE STRAP KIT 6.5-70-18X</b>								
<b>2.544-49 Involute Spline (Continued)</b>								
2.544	3.819	2.677	5.740	.240	BP	6.5-4-08442X 131448K = 6.5-4-08442X & nut# 131095; Spicer axles only	5008437	6.5-4-5101
2.544	3.820	2.692	5.740	.240	HR	131447K 5008443 was replaced by 6.5-4-08443-1X; Attach nut #131095 on Spicer Axle only	5008437	5008443
2.544	3.820	2.692	5.740	.240	HR	5008443 5008443 was replaced by 6.5-4-08443-1X; 6.5-4-5101-1 was replaced by 6.5-4-08443-1X; 131447K = 6.5-4-08443-1X & nut# 131095; Spicer axles only	5008437	6.5-4-5101-1
2.544	3.820	2.692	5.740	.240	HR	6.5-4-08443-1X 6.5-4-5101-1 was replaced by 6.5-4-08443-1X; 131447K = 6.5-4-08443-1X & nut# 131095; Spicer axles only	5008437	6.5-4-5101-1
2.544	4.000	2.750	5.562	.180	HR	—	—	6.5-4-3821-1
<b>2.560-20 Involute Spline</b>								
2.560	3.500	3.344	6.125	—	BP	—	—	6.5-4-3361
2.560	3.500	3.344	6.125	—	HR	—	—	6.5-4-3361-1
<b>2.631-25 Involute Spline</b>								
2.631	3.625	3.000	5.781	1.000	BP	—	—	6.5-4-2181
<b>2.635-20 Involute Spline</b>								
2.635	3.750	2.750	5.562	—	BP	—	—	6.5-4-2011 Hub machined for speedometer gear
2.635	3.750	2.750	5.562	—	BP	6.5-4-3541X Hub machined for speedometer gear; Grnd.hub Dia. 3.000, if used on Spicer 1241 Aux. Trans.	231745	6.5-4-3021
2.635	3.750	2.750	5.562	—	HR	6.5-4-3541-1X 6.5-4-3021-1 was replaced by 6.5-4-3541-1X; Hub machined for speedometer gear; Grnd.hub Dia. 3.000, if used on Spicer 1241 Aux. Trans.	231745	6.5-4-3021-1
2.635	3.750	3.312	6.062	.560	BP	6.5-4-2601X•	230888	6.5-4-1941•
2.635	4.000	3.281	6.062	.560	BP	6.5-4-4551X	230888	6.5-4-4541▲
<b>2.750-10 Spline</b>								
2.750	3.500	3.000	6.062	—	BP	6.5-4-2931X 6.5-4-1901 will be replaced by 6.5-4-2931X when supply is exhausted	230674	6.5-4-1901
2.750	3.500	3.000	6.062	—	HR	—	—	6.5-4-1901-1
2.750	3.750	3.000	6.062	—	BP	6.5-4-3501X	230902	6.5-4-3461•
2.750	3.750	3.000	6.062	—	HR	6.5-4-3501-1X	230902	6.5-4-3461-1•
2.750	3.750	3.000	6.062	—	BP	6.5-4-3561X	231616	6.5-4-3491•
2.750	3.750	3.000	6.062	—	HR	6.5-4-3561-1X	231616	6.5-4-3491-1
2.750	3.875	3.000	6.062	—	HR	—	—	6.5-4-3801-1 Hub diameter not ground
2.750	4.000	2.938	6.000	—	BP	—	—	6.5-4-2171 Hub machined for speedometer gear
2.750	4.000	2.938	6.000	—	HR	—	—	6.5-4-2171-1 Hub machined for speedometer gear
<b>2.753-43 Involute Spline</b>								
2.753	3.750	1.792	5.413	—	BP	6.5-4-5131X	5010092	6.5-4-5121▲
2.753	3.750	1.792	5.409	—	HR	6.5-4-5131-1X	5010092	6.5-4-5121-1▲

• Part is discontinued    ■ Part is available until supply is exhausted    ▲ Not sold separately

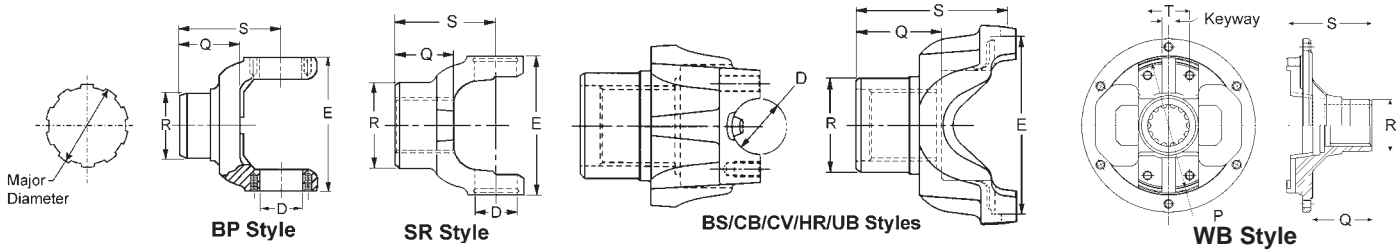


Major Diameter	R	Q	S	C'Bore Depth	Style	End Yoke Assy. (includes slinger/plug) Order When Listed	Slinger/Plug Part Number	Spicer Part Number
	Ground Hub Dia.	Length Thru Hole	Centerline to End					
<b>1810 SERIES (Con't) E=7.547 (HR STYLE=7.643) D=1.938 USE KIT NO. 5-281X, 5-676X</b>								
<b>USE STRAP KIT 6.5-70-18X</b>								
<b>2.794-54 Involute Spline</b>								
2.794	—	2.750	5.625	—	BP	—	—	6.5-4-4631 <i>Hub diameter not ground</i>
2.794	—	2.750	5.625	—	HR	—	—	6.5-4-4631-1 <i>Hub diameter not ground</i>
2.794	3.625	2.315	5.070	—	HR	5005400	232746	5005399 ▲ <i>5005400 was replaced by 6.5-4-05400-1X</i>
2.794	3.625	2.315	5.070	—	HR	6.5-4-05400-1X	232746	5005399 ▲
<b>2.795-55 Involute Spline</b>								
2.795	4.725	2.047	5.000	.150	BP	—	—	6.5-4-4521 <i>OEM only</i>
2.795	4.725	2.047	5.000	.150	HR	—	—	6.5-4-4521-1 <i>OEM only</i>
2.795	4.725	2.047	5.000	.150	HR	6.5-4-4971-1X	233040	6.5-4-4961-1 <i>OEM only</i>
2.795	4.725	2.047	5.000	.150	BP	6.5-4-4991X	233040	6.5-4-4981• <i>OEM only</i>
<b>2.798-21 Involute Spline</b>								
2.798	3.531	2.094	4.844	.080	HR	—	—	6.5-4-3941-1
<b>2.922-22 Involute Spline</b>								
2.922	3.750	2.650	5.840	.400	HR	—	—	6.5-4-4491-1 <i>Counterbore at hub end</i>
2.922	3.875	2.625	5.375	—	BP	—	—	6.5-4-3081•
2.922	4.000	3.391	6.156	.310	BP	—	—	6.5-4-3951 <i>Counterbore at hub end</i>
<b>3.003-23 Involute Spline</b>								
3.003	4.000	3.000	5.750	.310	BP	6.5-4-4401X	232193	6.5-4-2621
3.003	4.000	3.000	5.750	.310	HR	6.5-4-4401-1X	232193	6.5-4-2621-1 ▲
<b>3.045-48 Involute Spline</b>								
3.045	4.250	1.955	4.882	—	HR	—	—	5005680 <i>5005680 was replaced by 6.5-4-05680-1</i>
3.045	4.250	1.955	4.882	—	HR	—	—	6.5-4-05680-1
<b>3.100-60 Involute Spline</b>								
3.100	3.900	2.500	5.310	—	BP	—	—	6.5-4-4341
3.100	4.000	2.500	5.312	—	BP	—	—	6.5-4-2681
<b>1880 SERIES E=8.094 D=2.188 USE KIT 5-308X</b>								
<b>2.635-20 Involute Spline</b>								
2.635	3.000	2.750	6.270	—	BP	—	—	8-4-1231•
2.635	4.500	3.910	7.470	1.160	BP	—	—	8-4-791•
<b>2.750-10 Spline</b>								
2.750	3.375	2.938	6.370	—	BP	—	—	8-4-1241• <i>No. 3 woodruff keyway in hub; Snap ring groove in hub</i>
<b>2.794-54 Involute Spline</b>								
2.794	3.625	2.315	5.250	.120	BP	8-4-1351X	232746	8-4-1341 ▲
<b>3.582-59 Involute Spline</b>								
3.582	4.725	4.406	8.000	—	BP	8-4-1381X	233038	8-4-1321 ▲
3.582	4.725	4.411	8.000	—	BP	5002688•	233038	5002687 ▲
<b>1950 SERIES E=10.047 D=3.062 USE KIT 5-192X</b>								
<b>USES CAP &amp; BOLT ASSY. 9-70-18X</b>								
<b>3.500-27 Involute Spline</b>								
3.500	5.000	4.219	7.844	—	CB	9-4-311X•	230922	9-4-301 ▲

• Part is discontinued    ■ Part is available until supply is exhausted    ▲ Not sold separately



Important: See Safety Information in General Information Section (J300P-GI)



Major Diameter	R	Q	S	C'Bore Depth	Style	End Yoke Assy. (includes slinger/plug) Order When Listed	Slinger/Plug Part Number	Spicer Part Number
	Ground Hub Dia.	Length Thru Hole	Centerline to End					
<b>4C SERIES</b> <b>P=4.250 S=1.438 KEYWAY-.375</b> <b>USE KIT 5-4111X</b>								
<b>1.450-27 Involute Spline</b>								
1.450	2.250	1.235	2.695	—	WB	—	—	4C-4-11• <i>Tapped holes in yoke ears</i>
1.450	2.250	2.062	2.964	.250	WB	—	—	4C-4-51 <i>Flanged yoke w/six, tapped holes in flange</i>
<b>1.605-15 Involute Spline</b>								
1.605	2.125	1.938	2.840	—	WB	—	—	4C-4-21• <i>Tapped holes in yoke ears</i>
1.605	2.125	1.938	2.840	—	WB	—	—	4C-4-31 <i>Tapped holes in yoke ears</i>
1.605	2.125	1.938	3.135	—	WB	—	—	4C-4-41 <i>Tapped holes in yoke ears</i>
<b>5C SERIES</b> <b>P=4.531 S=1.685 KEYWAY-.562</b> <b>USE KIT 5-5111X</b>								
<b>1.375-21 Involute Spline</b>								
1.375	2.005	2.250	3.688	.180	WB	—	—	634040045 <i>Tapped holes in yoke ears</i>
<b>1.450-27 Involute Spline</b>								
1.450	2.250	2.060	3.000	.250	WB	—	—	5C-4-41 <i>Drilled holes in yoke ears</i>
1.450	2.250	2.060	3.375	.250	WB	—	—	5C-4-91 <i>Flanged WB yoke w/tapped holes in yoke ears</i>
<b>1.605-15 Involute Spline</b>								
1.605	2.125	1.938	2.820	—	WB	—	—	5C-4-51 <i>Tapped holes in yoke ears</i>
1.605	2.125	1.938	3.038	—	WB	—	—	5C-4-101 <i>Flanged WB yoke w/tapped holes in yoke ears</i>
1.605	2.125	1.938	3.500	—	WB	—	—	5C-4-61 <i>Tapped holes in yoke ears</i>
1.605	2.125	1.938	3.500	—	WB	—	—	5C-4-71M <i>Metric; Tapped holes in yoke ears</i>
<b>1.922-14 Involute Spline</b>								
1.922	2.375	1.887	3.750	—	WB	—	—	5C-4-111 <i>Flanged WB yoke w/tapped holes in yoke ears</i>
<b>6C SERIES</b> <b>P=5.531 S=1.689 KEYWAY-.562</b> <b>USE KIT 5-6111X</b>								
<b>1.375-23 Involute Spline</b>								
1.375	3.200	2.900	4.378	—	WB	—	—	640440009 <i>.375-24 tapped holes in flange</i>
<b>1.450-27 Involute Spline</b>								
1.450	2.250	2.062	3.000	.250	WB	—	—	6C-4-61 <i>Tapped holes in yoke ears</i>
1.450	2.250	2.062	4.250	.250	WB	—	—	6C-4-31 <i>Flanged WB yoke w/tapped holes in yoke ears</i>
<b>1.574-25 Involute Spline</b>								
1.574	2.560	2.677	3.740	—	WB	—	—	640440000 <i>Hub diameter not ground; .375-24 tapped holes in flange</i>

• Part is discontinued    ■ Part is available until supply is exhausted    ▲ Not sold separately



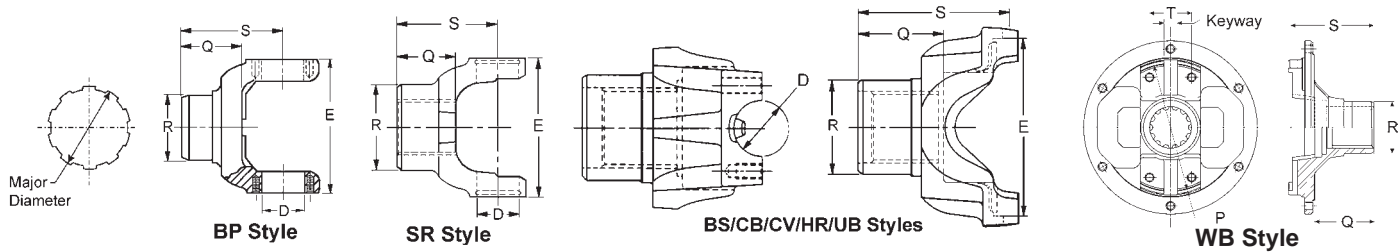


Major Diameter	R	Q	S	C'Bore Depth	Style	End Yoke Assy. (includes slinger/plug) Order When Listed	Slinger/Plug Part Number	Spicer Part Number
	Ground Hub Dia.	Length Thru Hole	Centerline to End					
<b>6C SERIES (Con't)</b>			<b>P=5.531</b>	<b>S=1.689</b>	<b>KEYWAY-.562</b>		<b>USE KIT 5-6111X</b>	
<b>1.585-18 Involute Spline</b>								
1.585	2.362	2.205	3.343	.758	WB	—	—	6C-4-271
<b>1.605-15 Involute Spline</b>								
1.605	2.125	1.937	3.055	—	WB	—	—	6C-4-191
1.605	2.125	1.937	3.090	—	WB	—	—	6C-4-71 <i>Tapped holes in yoke ears</i>
1.605	2.125	1.937	4.245	—	WB	—	—	6C-4-131 <i>Flanged WB yoke w/tapped holes in yoke ears</i>
<b>1.650-16 Involute Spline</b>								
1.650	2.375	2.000	3.062	—	WB	—	—	6C-4-91 <i>Tapped holes in yoke ears</i>
1.650	2.375	2.000	3.780	—	WB	—	—	6C-4-181• <i>Flanged yoke w/six, tapped holes in flange</i>
<b>1.775-16 Involute Spline</b>								
1.775	2.625	2.250	3.625	—	WB	—	—	6C-4-11 <i>Tapped holes in yoke ears</i>
<b>1.793-34 Spline</b>								
1.793	2.625	2.188	3.250	—	WB	—	—	128594HX <i>Tapped holes in yoke ears</i>
<b>1.796-34 Involute Spline</b>								
1.796	2.625	2.098	3.515	.200	WB	—	—	6C-4-211M <i>Tapped holes in yoke ears</i>
<b>1.922-14 Involute Spline</b>								
1.922	2.375	2.183	3.500	—	WB	—	—	6C-4-141 <i>Tapped holes in yoke ears</i>
1.922	2.375	2.183	3.750	—	WB	—	—	6C-4-201 <i>Flanged WB yoke w/tapped holes in yoke ears</i>
1.922	2.375	2.184	3.495	.120	WB	—	—	6C-4-151 <i>Flanged WB yoke w/tapped holes in yoke ears</i>
1.922	2.375	2.184	3.495	.120	WB	—	—	6C-4-161M <i>Flanged WB yoke w/tapped holes in yoke ears</i>
1.922	2.375	2.188	3.122	.120	WB	—	—	6C-4-81 <i>Tapped holes in yoke ears</i>
<b>2.005-15 Involute Spline</b>								
2.005	2.875	2.500	3.880	.250	WB	—	—	6C-4-101 <i>Tapped holes in yoke ears</i>
2.005	2.875	2.500	3.880	.250	WB	—	—	6C-4-111 <i>Tapped holes in yoke ears</i>
<b>2.289-17 Involute Spline</b>								
2.289	2.750	2.500	3.810	—	WB	—	—	6C-4-251 <i>Tapped holes in yoke ears</i>
2.289	2.750	2.500	4.250	—	WB	—	—	6C-4-261 <i>Flanged yoke w/8 tapped holes in flange</i>
<b>2.541-19 Involute Spline</b>								
2.541	3.125	3.125	4.589	.250	WB	—	—	6C-4-41• <i>Tapped holes in yoke ears</i>
<b>7C SERIES</b>			<b>P=5.840</b>	<b>S=1.940</b>	<b>KEYWAY .625</b>		<b>USE KIT 5-7111X</b>	
<b>1.605-15 Involute Spline</b>								
1.605	2.125	1.938	3.620	—	WB	—	—	7C-4-81• <i>Tapped holes in yoke ears</i>
<b>1.650-16 Involute Spline</b>								
1.650	2.375	2.000	3.250	.380	WB	—	—	7C-4-261 <i>Tapped holes in yoke ears</i>
1.650	2.375	2.000	3.780	—	WB	—	—	7C-4-211 <i>Flanged yoke w/6 drilled holes in flange</i>
<b>1.775-16 Involute Spline</b>								
1.775	2.625	2.250	3.500	—	WB	—	—	7C-4-121 <i>Tapped holes in yoke ears</i>

• Part is discontinued    ■ Part is available until supply is exhausted    ▲ Not sold separately



**Important: See Safety Information in General Information Section (J300P-GI)**



Major Diameter	R	Q	S	C'Bore Depth	Style	End Yoke Assy. (includes slinger/plug) Order When Listed	Slinger/Plug Part Number	Spicer Part Number
	Ground Hub Dia.	Length Thru Hole	Centerline to End					
<b>7C SERIES (Con't) P=5.840 S=1.940 KEYWAY .625 USE KIT 5-7111X</b>								
<b>1.775-16 Involute Spline (Continued)</b>								
1.775	2.625	2.250	3.500	—	WB	—	—	7C-4-201• <i>Flanged yoke w/six, tapped holes in flange</i>
<b>1.796-34 Involute Spline</b>								
1.796	2.625	2.094	3.520	.200	WB	—	—	7C-4-291 <i>Tapped holes in yoke ears</i>
<b>1.922-14 Involute Spline</b>								
1.922	2.375	2.188	3.440	.120	WB	—	—	7C-4-131 <i>Tapped holes in yoke ears</i>
1.922	2.375	2.188	3.690	.120	WB	—	—	7C-4-141 <i>Identify w/Spicer off-highway #248807 on yoke; Tapped holes in yoke ears</i>
1.922	2.375	2.188	3.690	.120	WB	—	—	7C-4-151M <i>Metric; Tapped holes in yoke ears</i>
1.922	2.375	2.188	3.690	.120	WB	—	—	7C-4-311• <i>Tapped holes in yoke ears</i>
1.922	2.375	2.188	3.690	.120	WB	—	—	7C-4-71 <i>Identify w/Spicer off-highway #231749 on yoke; Tapped holes in yoke ears</i>
1.922	2.375	2.188	3.750	—	WB	—	—	7C-4-251 <i>Tapped holes in yoke ears; w/6 tapped holes in flange</i>
1.922	2.375	2.188	4.440	—	WB	—	—	7C-4-241• <i>Flanged yoke w/8 tapped holes in flange</i>
<b>1.969-38 Involute Spline</b>								
1.969	2.952	2.441	3.779	.138	WB	—	—	640480013 <i>Hub diameter not ground; Tapped holes in yoke ears</i>
<b>2.005-15 Involute Spline</b>								
2.005	2.822	2.500	3.880	.250	WB	—	—	7C-4-281M <i>Metric; Tapped holes in yoke ears</i>
2.005	2.822	2.500	3.880	.250	WB	—	—	7C-4-31 <i>Tapped holes in yoke ears</i>
2.005	2.822	2.500	3.880	.250	WB	—	—	7C-4-41M <i>Metric; Tapped holes in yoke ears</i>
2.005	2.875	2.500	3.880	.250	WB	—	—	7C-4-11 <i>Tapped holes in yoke ears</i>
2.005	2.875	2.500	3.880	.250	WB	—	—	7C-4-271 <i>Tapped holes in yoke ears</i>
2.005	2.875	2.500	4.880	.250	WB	—	—	7C-4-191• <i>Tapped holes in yoke ears; w/16 tapped holes in flange</i>
2.005	2.875	2.500	4.880	.250	WB	—	—	7C-4-351• <i>Tapped holes in yoke ears; w/16 tapped holes in flange</i>
<b>2.008-31 Involute Spline</b>								
2.008	—	2.750	4.209	.750	WB	—	—	7C-4-471M• <i>Metric; Tapped holes in yoke ears; Hub dia. not ground</i>
<b>2.289-17 Involute Spline</b>								
2.289	2.750	2.500	4.190	—	WB	—	—	7C-4-101 <i>Identify w/Spicer off-highway #247029 on yoke; Tapped holes in yoke ears</i>
2.289	2.750	2.500	4.190	—	WB	—	—	7C-4-111

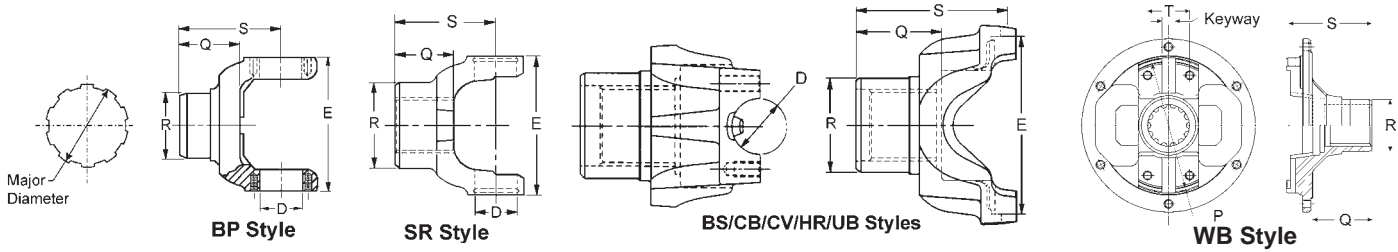
• Part is discontinued    ■ Part is available until supply is exhausted    ▲ Not sold separately



Major Diameter	R	Q	S	C'Bore Depth	Style	End Yoke Assy. (includes slinger/plug) Order When Listed	Slinger/Plug Part Number	Spicer Part Number
	Ground Hub Dia.	Length Thru Hole	Centerline to End					
<b>7C SERIES (Con't)</b>				<b>P=5.840 S=1.940</b>	<b>KEYWAY .625</b>		<b>USE KIT 5-7111X</b>	
<b>2.289-17 Involute Spline (Continued)</b>								
2.289	2.750	2.500	4.190	—	WB	—	—	7C-4-91
							<i>Identify w/Spicer off-highway #247029 on yoke; Tapped holes in yoke ears</i>	
2.289	2.750	2.500	4.440	—	WB	—	—	7C-4-161
							<i>Flanged WB yoke w/tapped holes in yoke ears</i>	
2.289	2.750	2.500	4.440	—	WB	—	—	7C-4-321
							<i>Flanged WB yoke w/tapped holes in yoke ears</i>	
<b>2.372-46 Involute Spline</b>								
2.372	—	3.385	4.705	.500	WB	—	—	7C-4-401M
							<i>Metric; Tapped holes in yoke ears</i>	
<b>2.447-28 Involute Spline</b>								
2.447	3.375	2.500	4.750	.252	WB	—	—	5007841
							<i>5007841 was replaced by 7C-4-07841</i>	
2.447	3.375	2.500	4.750	.252	WB	—	—	7C-4-07841
2.447	3.375	2.500	4.750	.250	WB	—	—	7C-4-171
							<i>Tapped holes in yoke ears; Flanged yoke w/8 drilled holes in</i>	
<b>2.541-19 Involute Spline</b>								
2.541	3.125	3.120	4.590	—	WB	—	—	7C-4-61
							<i>Tapped holes in yoke ears</i>	
<b>8C SERIES</b>				<b>P=8.125 S=1.938</b>	<b>KEYWAY .625</b>		<b>USE KIT 5-8111X</b>	
<b>2.447-28 Involute Spline</b>								
2.447	3.375	2.500	4.750	.250	WB	—	—	8C-4-101
							<i>Flanged WB yoke w/tapped holes in yoke ears</i>	
<b>2.450-28 Involute Spline</b>								
2.450	3.375	2.500	3.880	—	WB	—	—	8C-4-151
							<i>Tapped holes in yoke ears</i>	
<b>2.541-19 Involute Spline</b>								
2.541	3.125	3.125	4.590	.250	WB	—	—	8C-4-51
							<i>Tapped holes in yoke ears</i>	
<b>2.631-25 Involute Spline</b>								
2.631	4.000	4.307	5.690	—	WB	8.5C-4-04773X•	—	5004772 ▲
							<i>131434K = 170-4-08451-1X &amp; nut# 131095; Spicer axles only</i>	
2.631	4.000	4.312	5.690	1.120	WB	—	—	8C-4-121
<b>8.5C SERIES</b>				<b>P=6.500 S=2.812</b>	<b>KEYWAY-.625</b>		<b>USE KIT 5-85111X</b>	
<b>1.922-14 Involute Spline</b>								
1.922	2.375	2.182	3.440	.120	WB	—	—	8.5C-4-21
							<i>Tapped holes in yoke ears</i>	
1.922	2.375	2.182	4.120	.120	WB	—	—	8.5C-4-41
							<i>8.5C-4-41 was replaced by 8.5C-4-71; Tapped holes in yoke ears</i>	
1.922	2.375	2.182	4.120	.120	WB	—	—	8.5C-4-71
							<i>Tapped holes in yoke ears</i>	
<b>1.930-30 Involute Spline</b>								
1.930	3.200	2.900	4.378	—	WB	—	—	640040007
							<i>.500-20 tapped holes in flange</i>	
<b>2.005-15 Involute Spline</b>								
2.005	2.625	2.188	3.440	—	WB	—	—	8.5C-4-51
							<i>Tapped holes in yoke ears</i>	
2.005	2.875	2.500	4.750	.250	WB	—	—	8.5C-4-191
							<i>Flanged yoke w/14 drilled holes in flange</i>	
<b>2.147-16 Involute Spline</b>								
2.147	2.940	2.980	4.224	.380	WB	—	—	644280009
							<i>Tapped holes in yoke ears</i>	
<b>2.289-17 Involute Spline</b>								
2.289	2.750	2.500	4.440	—	WB	—	—	8.5C-4-61
							<i>Tapped holes in yoke ears</i>	

• Part is discontinued    ■ Part is available until supply is exhausted    ▲ Not sold separately





Major Diameter	R	Q	S	C'Bore Depth	Style	End Yoke Assy. (includes slinger/plug) Order When Listed	Slinger/Plug Part Number	Spicer Part Number
	Ground Hub Dia.	Length Thru Hole	Centerline to End					
<b>8.5C SERIES</b> <b>P=6.500 S=2.812 KEYWAY-.625</b> <b>USE KIT 5-85111X</b>								
<b>2.364-36 Involute Spline</b>								
2.364	—	2.500	4.410	.310	WB	—	—	5003634
<i>5003634 was replaced by 8.5C-4-03634; Tapped holes in yoke ears; Hub diameter not ground</i>								
2.364	—	2.500	4.410	.310	WB	—	—	8.5C-4-03634
<i>Tapped holes in yoke ears; Hub diameter not ground</i>								
<b>2.372-46 Involute Spline</b>								
2.372	—	3.381	4.752	.500	WB	—	—	8.5C-4-141M
<i>Hub diameter not ground</i>								
<b>2.447-28 Involute Spline</b>								
2.447	3.375	2.500	4.750	.250	WB	—	—	8.5C-4-11
<i>Tapped holes in yoke ears</i>								
2.447	3.375	2.500	4.750	.250	WB	—	—	8.5C-4-111
<i>Flanged WB yoke w/tapped holes in yoke ears</i>								
<b>2.541-19 Involute Spline</b>								
2.541	3.125	3.125	4.590	.250	WB	—	—	8.5C-4-31
<i>Tapped holes in yoke ears</i>								
<b>2.588-40 Involute Spline</b>								
2.588	4.000	2.840	4.070	—	WB	5004773	5001687	5004772 ▲
<i>5004773 was replaced by 8.5C-4-04773X; Metric; Tapped holes in yoke ears</i>								
<b>9C SERIES</b> <b>P=8.250 S=2.812 KEYWAY .625</b> <b>USE KIT 5-9111X</b>								
<b>2.631-25 Involute Spline</b>								
2.631	3.625	3.000	4.120	—	WB	—	—	9C-4-21
<i>Drilled holes in yoke ears</i>								
2.631	4.000	4.312	6.810	—	WB	—	—	9C-4-141
<i>Counterbore at hub end</i>								
<b>3.031-29 Involute Spline</b>								
3.031	4.000	4.310	6.560	—	WB	—	—	9C-4-151
<i>8 tapped holes in flange; counterbore at hub end</i>								
<b>9C/182 SERIES</b> <b>P=8.250 T=2.812 KEYWAY:0.625</b> <b>USE KIT NO. 5-9001X</b>								
<b>2.005-15 Involute Spline</b>								
2.005	2.875	2.500	3.880	.250	WB	—	—	9C-4-41•
<i>Drilled holes in yoke ears</i>								
<b>2.344-16 Spline</b>								
2.344	2.875	2.750	4.125	—	WB	—	—	8-4-851
<i>Tapped holes in yoke ears</i>								
<b>2.375-46 Involute Spline</b>								
2.375	3.750	2.375	3.938	—	WB	8-4-1151X	—	8-4-1141•
<i>Tapped holes in yoke ears; Assy includes mechanical speedometer drive gear #231527</i>								
2.375	3.750	2.375	3.938	—	WB	8-4-1161X	—	8-4-1141•
<i>Tapped holes in yoke ears; Assy includes electronic speedometer gear #231528</i>								
<b>2.500-10 Spline</b>								
2.500	3.500	3.234	4.375	—	WB	—	—	8-4-1061
<i>Tapped holes in yoke ears</i>								

• Part is discontinued    ■ Part is available until supply is exhausted    ▲ Not sold separately

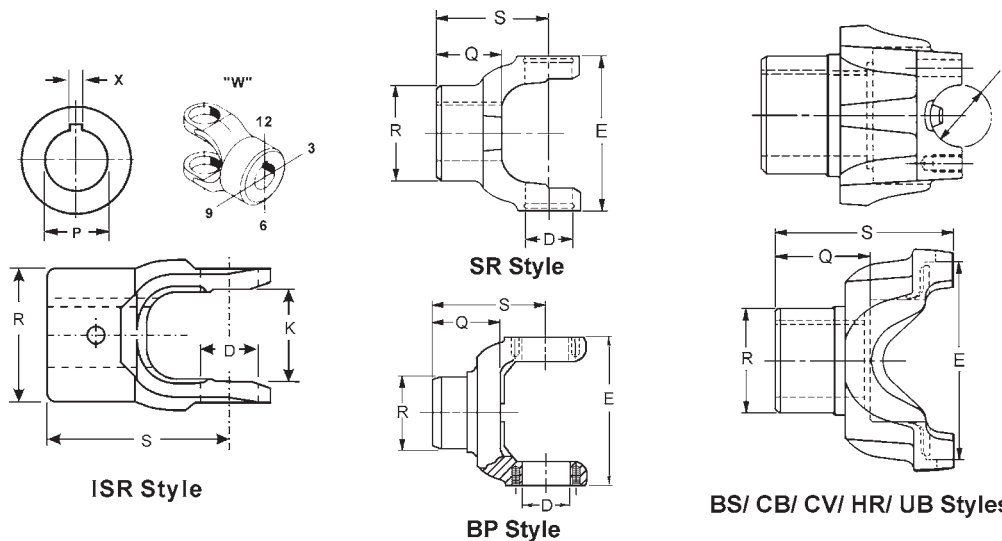


Major Diameter	R	Q	S	C'Bore Depth	Style	End Yoke Assy. (includes slinger/plug) Order When Listed	Slinger/Plug Part Number	Spicer Part Number
	Ground Hub Dia.	Length Thru Hole	Centerline to End					
<b>9C/182 SERIES</b>		<b>P=8.250 T=2.812</b>		<b>KEYWAY:0.625</b>			<b>USE KIT NO. 5-9001X</b>	
<b>2.541-19 Involute Spline</b>								
2.541	3.125	3.125	4.590	.250	WB	—	—	9C-4-91 <i>Tapped holes in yoke ears</i>
2.541	3.125	3.125	5.250	—	WB	—	—	9C-4-111 <i>Tapped holes in yoke ears</i>
<b>2.631-25 Involute Spline</b>								
2.631	3.875	4.312	6.810	1.120	WB	—	—	9C-4-211• <i>Tapped holes in yoke ears</i>
<b>2.784-21 Involute Spline</b>								
2.784	3.375	3.125	4.590	—	WB	—	—	9C-4-81 <i>Tapped holes in yoke ears</i>
<b>10C SERIES</b>		<b>P=8.375 S=3.625</b>		<b>KEYWAY: 1.000</b>			<b>USE KIT 050242000, 050A53000</b>	
<b>2.631-25 Involute Spline</b>								
2.631	3.625	3.000	4.620	1.000	WB	—	—	10C-4-21• <i>Tapped holes in yoke ears</i>
<b>3.031-29 Involute Spline</b>								
3.031	3.875	4.307	5.940	1.120	WB	—	—	10C-4-71 <i>Tapped holes in yoke ears; Flanged yoke w/24 drilled holes in flange</i>
<b>3.503-27 Involute Spline</b>								
3.503	4.500	4.781	6.400	—	WB	—	—	10C-4-91 <i>Tapped holes in yoke ears</i>
<b>3.923-30 Involute Spline</b>								
3.923	4.875	4.625	6.240	—	WB	—	—	10C-4-81 <i>Tapped holes in yoke ears</i>
<b>7290 SERIES</b>		<b>K=2.625 D=1.125</b>		<b>USE KIT NO. 5-1309X, 5-354X, 5-811X</b>				
<b>1.146-26 Involute Spline</b>								
1.146	1.552	1.500	3.350	—	BS	2-4-7651-1X•	232549	2-4-7641-1▲
1.146	1.844	1.375	3.219	.120	BS	—	—	2-4-7661-1•
<b>1.172-27 Involute Spline</b>								
1.172	1.688	1.062	2.750	—	BS	—	—	2-4-7891-1
<b>1.263-29 Involute Spline</b>								
1.263	1.875	1.500	3.188	—	BS	—	—	2-4-7901-1
<b>1.276-29 Involute Spline</b>								
1.276	1.875	1.500	3.359	—	BS	2-4-7681-1X•	34592	2-4-7671-1▲

• Part is discontinued    ■ Part is available until supply is exhausted    ▲ Not sold separately



**Important: See Safety Information in General Information Section (J300P-GI)**



P Round Hole Diameter	X SAE Keyway Width	W Set Screw Location in Relation to Keyway		R Hub Diameter	Q Length Thru Hole	S C/L to End of Hub	S T Y L E	End Yoke Part Number
		Hole Diameter	Location Keyway Set Screw					
<b>1000 SERIES</b>		<b>K-1.500 D-.938</b>		<b>USE KIT 5-170X, 5-170-1X</b>				
.625	—	—		1.625	1.030	2.500	ISR	10-4-333 <i>High angle yoke</i>
.625	.188	.375	12 6	1.625	—	2.500	ISR	10-4-373 <i>High angle yoke</i>
.750	—	—		1.624	—	2.500	ISR	10-4-303 <i>High angle yoke</i>
.750	.188	.375	12 9	1.625	1.312	1.812	ISR	10-4-693•
.750	.188	.375	3 6	1.625	1.030	2.500	ISR	10-4-13 <i>High angle yoke</i>
.750	.188	.375	3 6 & 12	1.625	1.030	2.500	ISR	10-4-133 <i>High angle yoke</i>
.750	.250	.375	3 9	1.625	1.030	2.500	ISR	10-4-23 <i>High angle yoke</i>
.812	.188	.375	3 9	1.625	1.030	2.500	ISR	10-4-33• <i>High angle yoke</i>
.812	.250	.375	12 9	1.625	1.312	1.812	ISR	10-4-713•
.812	.250	.375	3 6	1.625	1.030	2.500	ISR	10-4-43 <i>High angle yoke</i>
.875	—	.437	3	1.625	—	2.500	ISR	10-4-203▣ <i>High angle yoke</i>
.875	.188	.375	3 9	1.625	1.030	2.500	ISR	10-4-53 <i>High angle yoke</i>
.875	.250	.375	3 12	1.625	—	2.500	ISR	10-4-453• <i>High angle yoke</i>
.875	.250	.375	3 9	1.625	—	2.500	ISR	10-4-63 <i>High angle yoke</i>
.938	.250	.375	3 9	1.625	—	2.500	ISR	10-4-73 <i>High angle yoke</i>
1.000	—	—		1.625	1.030	2.500	ISR	10-4-443 <i>High angle yoke; .375 dia. drilled hole thru hub</i>
1.000	.188	.375	3 9	1.625	1.030	2.500	ISR	10-4-83 <i>High angle yoke</i>
1.000	.250	.375	3 12	1.625	1.030	2.500	ISR	10-4-573 <i>High angle yoke</i>
1.000	.250	.375	3 9	2.000	1.030	2.500	ISR	10-4-93 <i>High angle yoke</i>

• Part is discontinued    ▣ Part is available until supply is exhausted    ▲ Not sold separately



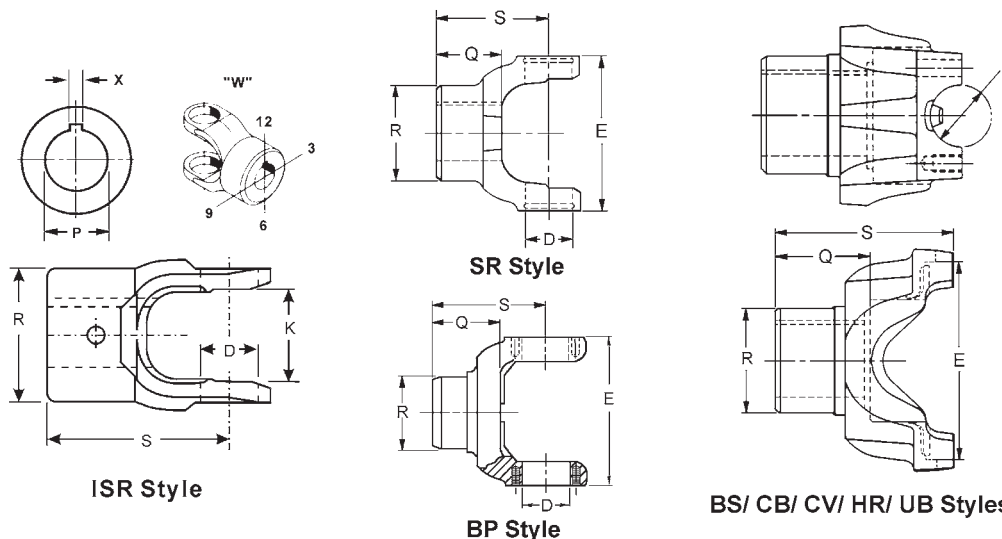
# STRAIGHT ROUND HOLE

P Round Hole Diameter	X SAE Keyway Width	W Set Screw Location in Relation to Keyway			R Hub Diameter	Q Length Thru Hole	S C/L to End of Hub	S T Y L E	End Yoke Part Number
		Hole Diameter	Location Keyway	Set Screw					
<b>1000 SERIES (Con't)</b>		<b>K-1.500</b>	<b>D-.938</b>		<b>USE KIT 5-170X, 5-170-1X</b>				
1.062	.250	.375	9	6	2.000	1.030	2.500	ISR	10-4-163■ <i>High angle yoke</i>
1.125	.250	.375	3	12	2.000	1.030	2.500	ISR	10-4-143 <i>High angle yoke</i>
1.125	.250	.375	9	3	2.000	1.030	2.500	ISR	10-4-103 <i>High angle yoke</i>
1.125	.251	.375	3	9	2.000	1.030	2.500	ISR	10-4-233• <i>High angle yoke</i>
1.125	.312	.375	3	6	2.000	1.030	2.500	ISR	10-4-1473• <i>High angle yoke</i>
1.125	.312	.375	3	9	2.000	1.030	2.500	ISR	10-4-113 <i>High angle yoke</i>
1.188	.312	.375	3	9	2.000	1.030	2.500	ISR	10-4-153 <i>High angle yoke</i>
1.250	.250	.375	9	12	2.000	1.030	2.500	ISR	10-4-183 <i>High angle yoke</i>
1.250	.312	.375	3	9	2.000	1.030	2.500	ISR	10-4-123 <i>High angle yoke</i>
1.250	.312	.375	9	12	2.000	—	2.500	ISR	10-4-193 <i>High angle yoke</i>
1.375	.312	.375	3	9	2.000	1.030	2.500	ISR	10-4-293 <i>High angle yoke</i>
1.375	.375	.375	3	6	2.250	—	2.500	ISR	10-4-213 <i>High angle yoke</i>
1.438	.375	.375	3	9	2.250	—	2.500	ISR	10-4-383 <i>High angle yoke</i>
1.500	.375	.375	3	6	2.250	—	2.500	ISR	10-4-223 <i>High angle yoke</i>
<b>1100 SERIES</b>		<b>E-2.656</b>	<b>D-.938</b>		<b>USE KIT 5-101X</b>				
.750	.188	.375	12	3	1.688	—	2.250	SR	1-4-783
.750	.188	.375	12	6	1.688	—	2.250	SR	1-4-1383•
.875	.188	.375	9	3	2.000	—	2.250	SR	1-4-803
.938	—	—			1.690	.938	2.250	SR	1-4-1113• <i>.375 dia. drilled hole thru hub</i>
1.000	.250	.375	9	3	2.000	—	2.250	SR	1-4-823
1.125	.312	.375	3	9	2.000	—	2.250	SR	1-4-943•
1.250	.250	.375	3	6	2.000	—	2.250	SR	1-4-1133•
1.250	.312	.375	3	9	2.000	—	2.250	SR	1-4-933
<b>1310 SERIES</b>		<b>E=3.469 (UB,BS STYLE E=3.219) D=1.062, USE KIT 5-153X, 5-1310X10X</b>							
.750	—	—			2.125	—	2.562	SR	2-4-177
.750	.188	.375	12	6	2.125	—	2.562	SR	2-4-433
.812	.250	.375	12	6	2.125	—	2.562	SR	2-4-443•
.875	.188	.375	12	6	2.125	—	2.562	SR	2-4-453
.875	.250	.375	12	6	2.125	—	2.562	SR	2-4-583
.938	.250	.375	12	6	2.000	—	2.562	SR	2-4-463
1.000	.250	.375	12	6 & 12	2.125	—	2.562	SR	2-4-473
1.125	.250	.375	12	6	2.125	—	2.562	SR	2-4-503
1.125	.312	.375	12	6	2.125	—	2.562	SR	2-4-523
1.188	.312	.375	12	6	2.125	—	2.562	SR	2-4-553
1.250	—	—			2.125	—	2.562	SR	2-4-853 <i>.312 dia. hole drilled thru hub</i>

• Part is discontinued    ■ Part is available until supply is exhausted    ▲ Not sold separately



**Important: See Safety Information in General Information Section (J300P-GI)**



P Round Hole Diameter	X SAE Keyway Width	W Set Screw Location in Relation to Keyway			R Hub Diameter	Q Length Thru Hole	S C/L to End of Hub	S T Y L E	End Yoke Part Number
		Hole Diameter	Location Keyway	Set Screw					
<b>1310 SERIES (Con't) E=3.469 (UB,BS STYLE E=3.219) D=1.062, USE KIT 5-153X, 5-1310X10X</b>									
1.250	—	.375			2.120	—	2.562	SR	2-4-2043
1.250	.250	.375	12	6	2.125	—	2.562	SR	2-4-573
1.250	.312	.375	12		2.125	—	2.561	SR	2-4-613
1.250	.312	.375	12	6	2.125	—	2.562	SR	2-4-533
1.250	.312	.375	12	6, 9, 12	2.125	—	2.562	SR	2-4-2613
1.250	.312	.500	12	6	2.125	—	2.562	SR	2-4-663
1.250	.313	.375	12	6	2.120	—	2.940	UB	2-4-783
<i>2-4-783 was replaced by 2-4-783-1</i>									
1.250	.314	.375	12	6	2.120	1.495	2.935	BS	2-4-783-1
1.375	.312	.375	12	3	2.000	—	2.562	SR	2-4-1103
1.375	.375	.375	12	6	2.125	1.125	2.594	UB	2-4-1053
<i>2-4-1053 was replaced by 2-4-1053-1</i>									
1.375	.375	.375	12	6	2.125	1.125	2.594	BS	2-4-1053-1
1.375	.375	.375	12	6	2.000	—	2.562	SR	2-4-803
1.500	.375	.375	12	6	2.125	—	2.562	SR	2-4-1233
1.500	.375	.375	12	9	2.125	1.125	5.562	SR	2-4-11802
1.500	.375	.375	12	9	2.125	1.125	5.562	SR	5011802
<i>5011802 was replaced by 2-4-11802</i>									
1.503	—	—			2.000	1.625	2.562	SR	2-4-353
<i>.312 diameter drilled hole thru hub.</i>									
1.688	.375	.375	12	12	2.500	—	2.562	SR	2-4-2013
<b>1350 SERIES E=3.875 (UB,BS STYLE E=3.625) D=1.188 USE KIT 5-178X, 5-1350X</b>									
.750	—	—			2.000	—	4.090	BS	3-4-543-1
1.000	.250	—	12		2.000	—	2.690	SR	3-4-33
1.125	.250	—	12		2.000	—	2.688	SR	3-4-43
1.250	.312	—	12		2.000	—	2.750	SR	3-4-53
1.250	.312	—	12		2.000	—	2.688	SR	3-4-93
1.250	.312	.375	12		2.000	—	2.750	SR	3-4-13
<i>Two set screws, 135° &amp; 225° from keyway</i>									
1.250	.312	.375	12	6	2.062	—	3.000	SR	3-4-103
1.250	.314	.375	12	6	2.250	1.500	3.000	BS	3-4-283-1
1.375	.312	.375	12	6	2.250	1.500	3.031	BS	3-4-613-1
1.500	.313	.375	12		—	—	3.500	BS	3-4-243-1
1.500	.375	.375	12	6	—	—	3.469	BS	3-4-333-1

• Part is discontinued    ■ Part is available until supply is exhausted    ▲ Not sold separately





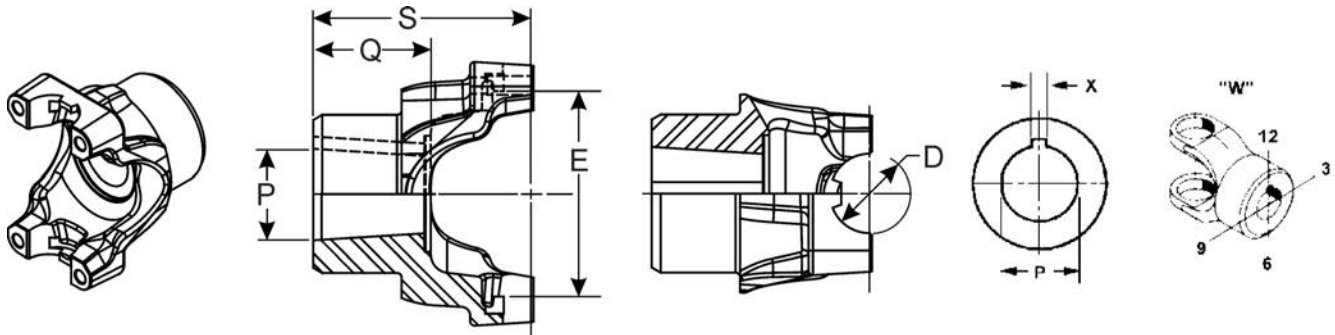
P Round Hole Diameter	X SAE Keyway Width	W Set Screw Location in Relation to Keyway			R Hub Diameter	Q Length Thru Hole	S C/L to End of Hub	S T Y L E	End Yoke Part Number
		Hole Diameter	Location Keyway	Set Screw					
<b>1410 SERIES</b>		<b>E=4.438 (UB,BS STYLE E=4.188) D=1.188</b>				<b>USE KIT 5-160X, 5-1410X</b>			
1.250	.250	.500	12	6	2.250	—	3.700	BS	3-4-163-1
1.250	.312	.375	12	6	2.250	2.000	3.688	BS	3-4-343-1
1.250	.313	—	12		2.250	2.000	3.700	UB	3-4-1763
									<i>3-4-1763 was replaced by 3-4-1763-1</i>
1.250	.313	—	12		2.252	2.000	3.700	BS	3-4-1763-1
1.500	—	—	00		2.690	—	4.000	BS	3-4-223-1•
1.500	.377	.500	12	135°	2.690	2.270	4.000	BS	3-4-263-1
									<i>Two set screws, 135° &amp; 225° from keyway</i>
1.750	.439	.500	12		2.750	2.500	4.250	BS	3-4-273-1
									<i>Two set screws, 135° &amp; 225° from keyway</i>
<b>1480 SERIES</b>		<b>E=4.438 (UB,BS STYLE E=4.188) D=1.375</b>				<b>USE KIT 5-188X,SPL55X</b>			
1.375	—	—			2.130	2.000	4.215		3-4-1743
									<i>3-4-1743 was replaced by 3-4-1743-1</i>
1.375	—	—			2.130	2.000	4.215	BS	3-4-1743-1
1.500	.375	.375	12	12 & 6	3.188	2.063	4.625	SR	3-4-1173•
									<i>.318 dia. hole drilled thru hub</i>
2.000	.500	.375	3	3 & 9	3.188	2.063	4.625	SR	3-4-1753•
									<i>.318 dia. hole drilled thru hub</i>
<b>1550 SERIES</b>		<b>E=5.250 (UB,BS STYLE E=4.964) D=1.375</b>				<b>USE KIT 5-155X, SPL70X808X</b>			
1.862	—	—			3.070	2.625	4.685	BS	4-4-843-1
<b>1610 SERIES</b>		<b>E=5.312 (HR STYLE E=5.312) D= 1.875</b>				<b>USE KIT 5-279X, 5-674X</b>			
1.750	—	—			2.750	—	5.620	BP	5-4-413•
									<i>High angle yoke</i>
2.112	—	—			3.250	3.125	5.810	HR	5-4-483-1
2.250	—	—			3.344	—	5.620	BP	5-4-453•
									<i>High angle yoke</i>

• Part is discontinued    ■ Part is available until supply is exhausted    ▲ Not sold separately



Important: See Safety Information in General Information Section (J300P-GI)

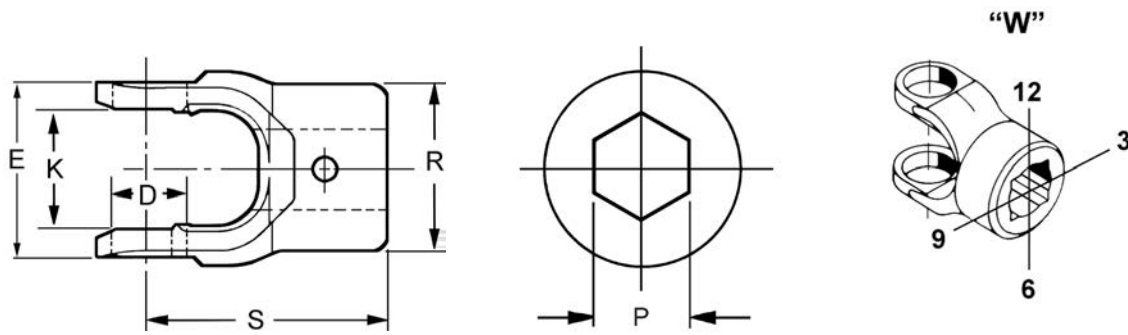
# TAPERED HOLE With U-Bolt and cap & Bolt Design



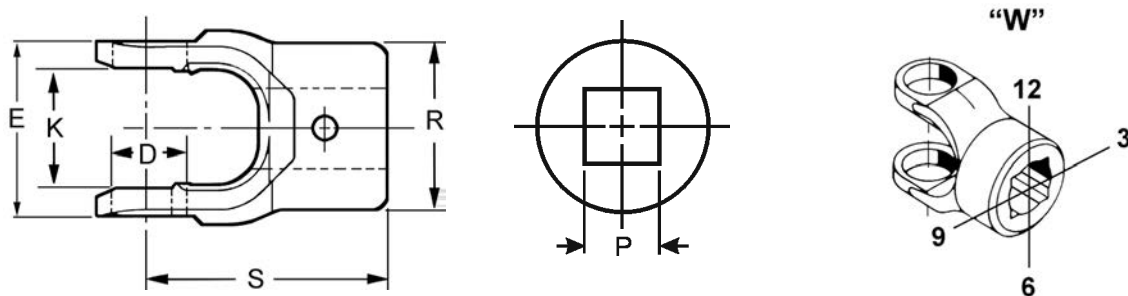
P	X	R	Q	S	S T Y L E	End Yoke Part Number
Tapered Hole Diameter	SAE Keyway Width	Hub Diameter	Length Thru Hole	C/L to End of Hub		
<b>1310 SERIES</b> E=3.469 (UB,BS STYLE E=3.219) D=1.062, USE KIT 5-153X, 5-1310X10X						
<b>USES U-BOLT ASSY. 2-94-28X, STRAP ASSY. 2-70-18X</b>						
1.125	.312	1.750	1.500	3.000	UB	2-4-154•
1.250	.312	2.125	1.500	2.938	UB	2-4-64
						<i>2-4-64 was replaced by 2-4-64-1</i>
1.250	.312	2.125	1.500	2.938	BS	2-4-64-1
1.375	.375	2.125	2.000	3.438	UB	2-4-824
1.375	.375	2.250	2.000	3.438	UB	2-4-834•
1.496	.375	2.200	2.000	3.450	BS	2-4-854-1•
<b>1350 SERIES</b> E=3.875 (UB,BS STYLE E=3.625) D=1.188 USE KIT 5-178X, 5-1350X						
<b>USE U-BOLT ASSY. 3-94-18X, STRAP ASSY. 3-70-28X</b>						
1.246	.312	2.250	1.500	3.000	BS	3-4-54-1
1.250	.314	2.620	1.475	3.250	BS	3-4-234-1•
1.375	.375	2.250	2.000	3.531	BS	3-4-24-1
1.496	.375	2.250	2.000	3.500	BS	3-4-84-1
<b>1410 SERIES</b> E=4.438 (UB,BS STYLE E=4.188) D=1.188 USE KIT 5-160X, 5-1410X						
<b>USE U-BOLT ASSY, 3-94-18X, STRAP KIT 3-70-28X</b>						
1.370	.378	2.500	2.000	4.055	BS	3-4-214-1
1.375	.375	2.250	2.000	3.688	BS	3-4-14-1
1.375	.375	2.250	2.000	3.688	BS	3-4-154-1
1.496	.375	2.350	2.000	3.690	BS	3-4-34-1
1.496	.375	2.500	2.000	3.812	BS	3-4-64-1
<b>1650 SERIES</b> E=5.594 D=1.625 USE KIT 5-165X						
<b>USES CAP &amp; BOLT ASSY. 5-70-18X</b>						
1.750	.438	2.875	2.250	4.312	BS	5-4-1324•

• Part is discontinued    ■ Part is available until supply is exhausted    ▲ Not sold separately





P Hex Hole Diameter	R Ground Hub Diameter	W Set Screw Location in Relation to Keyway		S C/L to End of Hub	End Yoke Part Number	
		Hole Diameter	Location			
			Keyway			Set Screw
<b>1000 SERIES</b>		<b>K-1.500</b>	<b>D-.938</b>	<b>USE KIT 5-170X, 5-170-1X</b>		
.875	2.000	.375	3	2.500	10-4-282	
1.125	2.000	.375	3	2.500	10-4-32	



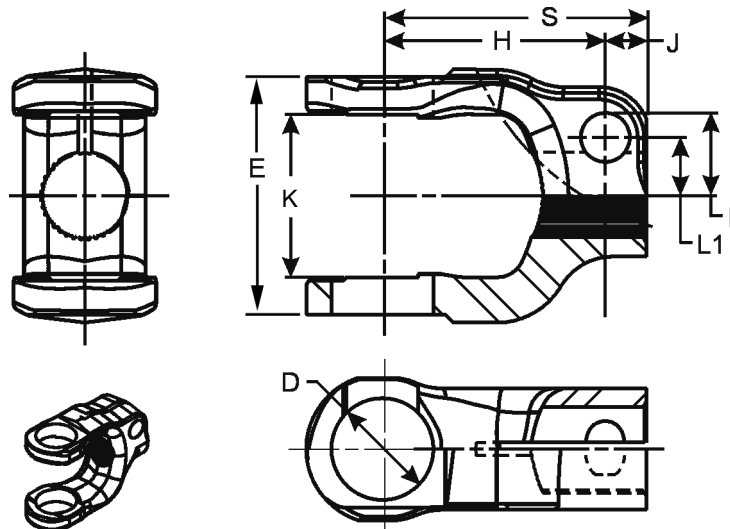
P Hex Hole Diameter	R Ground Hub Diameter	W Set Screw Location in Relation to Keyway		S C/L to End of Hub	End Yoke Part Number	
		Hole Diameter	Location			
			Keyway			Set Screw
<b>1000 SERIES</b>		<b>K-1.500</b>	<b>D-.938</b>	<b>USE KIT 5-170X, 5-170-1X</b>		
.750	1.625	.375	3	2.500	10-4-22	
.812	1.969	.375	3	2.500	10-4-42•	
.875	1.625	.375	3	2.875	10-4-62	
.875	1.719	—		2.500	10-4-82	
					<i>10-4-82 was replaced by 10-4-92</i>	
.875	1.969	.375	3	2.500	10-4-12	
.875	2.000	—		2.500	10-4-92	
1.000	2.000	.375	3	2.500	10-4-52	
<b>1310 SERIES E=3.469 (UB,BS STYLE E=3.219) D=1.062, USE KIT 5-153X, 5-1310X10X</b>						
.875	2.120	—		2.560	2-4-502•	

• Part is discontinued    ■ Part is available until supply is exhausted    ▲ Not sold separately



**Important: See Safety Information in General Information Section (J300P-GI)**

# STEERING SHAFT SERRATED HOLE With Snap Ring Design



Serrated Hole		Bolt Hole Diameter	H	J	L	L1	S	End Yoke Part Number	
Major Diameter	Minor Diameter (Nominal)		Centerline of U-Joint to Centerline of Bolt Hole	Centerline of Bolt Hole to End of Hub	Centerline of Spline to Top of Bolt Hole	Centerline of Spline to Centerline of Bolt Hole	Centerline of U-joint to End of Hub		
<b>1000ST SERIES</b>		<b>K=1.500</b>	<b>D=.938</b>						<b>USE KIT 5-103X</b>
<b>.735-16 Based On 36 Spline</b>									
.735	.696	.451	2.120	.500	—	.525	2.620	10-4-431SX	
<b>.739-21 Based On 36 Spline</b>									
.739	.696	.467	1.780	.470	.748	—	2.250	10-4-871SX	
<b>.739-26 Based On 36 Spline</b>									
.739	.696	.467	1.780	.470	.726	.525	2.250	10-4-611SX	
<b>.739-30 Based On 36 Spline</b>									
.739	.696	.406	2.030	.470	—	.470	2.500	10-4-631SX	
.739	.696	.406	2.030	.470	—	.470	2.500	10-4-931SX	
<b>.811-30 Based On 36 Spline</b>									
.811	.764	.405	2.030	.470	.710	—	2.500	10-4-501SX	
.811	.764	.405	2.030	.470	.710	—	2.500	10-4-941SX	
.811	.764	.405	2.120	.500	.710	—	2.620	10-4-901SX	
.811	.764	.406	2.030	.470	.673	—	2.700	10-4-491SX	
.811	.764	.467	2.030	.470	.770	—	2.500	10-4-821SX	
.811	.764	.467	2.030	.470	.770	—	2.500	10-4-1001SX	
.811	.764	.470	2.030	.380	.770	—	2.410	10-4-1181SX•	
<b>.813-18 Based On 36 Spline</b>									
.813	.764	.451	2.030	.380	.764	—	2.410	10-4-911SX <i>Yoke has flat in spline bore</i>	
.813	.764	.451	2.030	.470	.759	—	2.500	10-4-841SX <i>Yoke has flat in spline bore</i>	
.813	.764	.467	1.780	.380	.761	—	2.160	10-4-621SX <i>Yoke has flat in spline bore</i>	
.813	.764	.467	1.780	.470	.762	—	2.250	10-4-1281SX <i>Yoke has flat in spline bore</i>	
.813	.764	.467	2.330	.370	.761	—	2.700	10-4-551SX <i>Yoke has flat in spline bore</i>	
<b>.870-14 Based On 36 Spline</b>									
.870	.819	.451	2.031	.470	.781	—	2.500	10-4-1061SX <i>Yoke has flat in spline bore</i>	

• Part is discontinued    ■ Part is available until supply is exhausted    ▲ Not sold separately



# STEERING SHAFT SERRATED HOLE With Snap Ring Design

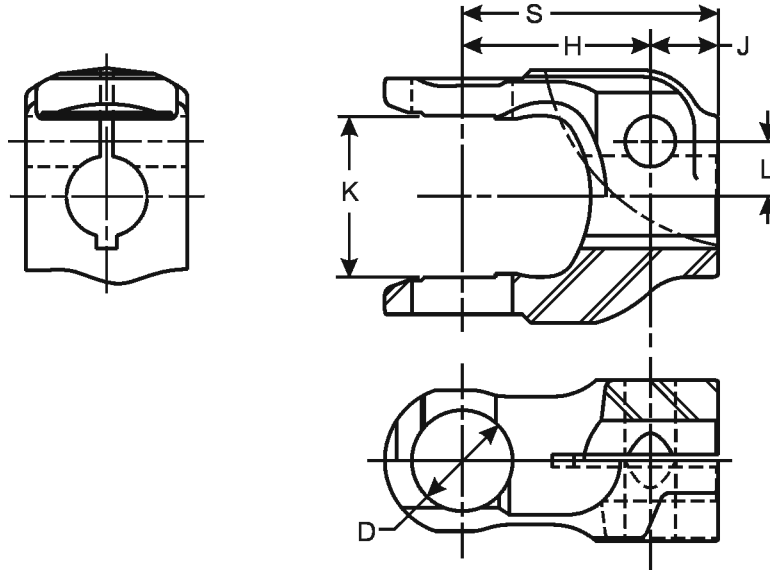
Serrated Hole		Bolt Hole Diameter	H	J	L	L1	S	End Yoke Part Number
Major Diameter	Minor Diameter (Nominal)		Centerline of U-Joint to Centerline of Bolt Hole	Centerline of Bolt Hole to End of Hub	Centerline of Spline to Top of Bolt Hole	Centerline of Spline to Centerline of Bolt Hole	Centerline of U-joint to End of Hub	
<b>1000ST SERIES (Con't) K=1.500 D=.938</b>								<b>USE KIT 5-103X</b>
<b>.870-30 Based On 36 Spline</b>								
.870	.819	.403	2.031	.469	.748	—	2.500	10-4-601SX
.870	.819	.405	2.031	.469	.748	—	2.500	10-4-951SX
								<i>Spot face around bolt hole</i>
.870	.819	.451	2.031	.530	.789	—	2.280	10-4-1241SX•
.870	.819	.467	2.031	.469	.815	—	2.500	10-4-741SX
.870	.819	.467	2.031	.470	.780	—	2.500	10-4-991SX•
.870	.819	.467	2.031	.470	.787	—	2.500	10-4-461SX
<b>.990-14 Based On 36 Spline</b>								
.990	.947	.451	2.030	.470	.852	—	2.500	10-4-851SX
								<i>Yoke has flat in spline bore</i>
<b>.994-30 Based On 36 Spline</b>								
.994	.947	.405	1.750	.630	.802	—	2.380	10-4-391SX
.994	.947	.405	1.780	.470	.802	—	2.250	10-4-121SX
.994	.947	.405	1.780	.470	.802	—	2.250	10-4-561SX
.994	.947	.405	2.030	.470	.802	—	2.500	10-4-371SX
.994	.947	.405	2.030	.470	.802	—	2.500	10-4-961SX
.994	.947	.451	2.030	.470	.863	—	2.500	10-4-971SX
.994	.947	.451	2.030	.470	.863	—	2.500	10-4-451SX
.994	.947	.451	4.000	.470	.863	—	4.470	10-4-1201SX
.994	.947	.467	2.030	.470	.835	—	2.500	10-4-731SX
<b>1.006-34 Based On 48 Spline</b>								
1.006	.960	.468	2.030	.470	—	.630	2.500	10-4-661SX
<b>1.014-66 Based On 79 Spline</b>								
1.014	—	.406	1.970	.380	.835	—	2.340	10-4-1131SX
1.014	.975	.438	1.970	.370	.829	—	2.340	10-4-1441M
<b>1310ST SERIES</b>			<b>E=3.469</b>	<b>D=1.062</b>				<b>USE KIT 5-251X</b>
<b>1.000-30 Based On 36 Spline</b>								
1.000	.947	4.500	2.120	.760	—	.610	2.880	2-4-4411SX
<b>1.000-36 Spline</b>								
1.000	.947	.406	2.125	.437	—	.610	2.562	2-4-4461SX

• Part is discontinued   ■ Part is available until supply is exhausted   ▲ Not sold separately



**Important: See Safety Information in General Information Section (J300P-GI)**

# STEERING SHAFT STRAIGHT ROUND HOLE With Snap Ring Design

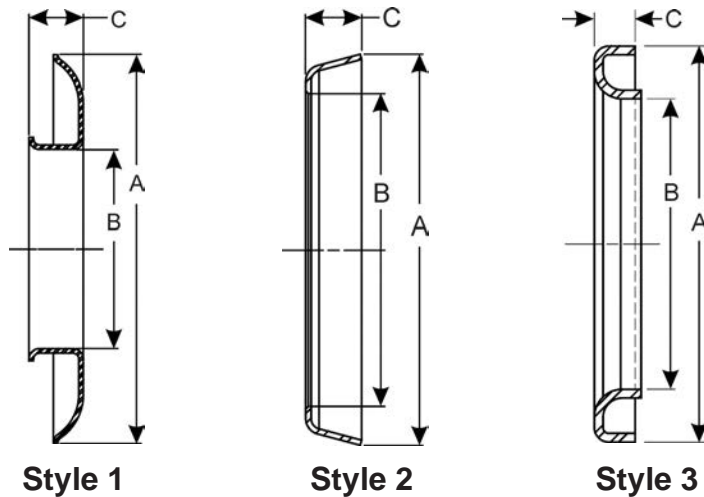


Straight Round Hole		Bolt Hole Diameter	H	J	L	S	End Yoke Part Number
Hole Size Max./Min.	Keyway Width		Center of Bolt Hole to Center of Brg. Hole	Center of Bolt Hole to End of Hub	Center of Bolt Hole to Center of Hub Hole	Centerline to End of Hub	
<b>1000ST SERIES</b>		<b>K=1.500</b>	<b>D=.938</b>	<b>USE KIT 5-103X</b>			
.7510 / .7500	.188	.469	1.750	.625	.510	2.375	10-4-1673SX•
.9860 / .9850	.188	.467	1.750	.625	.560	2.375	10-4-1083SX
1.0005 / .9995	.188	.406	1.625	.750	.557	2.375	10-4-1183SX

• Part is discontinued    ■ Part is available until supply is exhausted    ▲ Not sold separately



# SLINGER STYLES



Slinger Number	Style	A	B	C	Slinger Number	Style	A	B	C
232184	1	2.049	1.505	.382	231803	1	7.000	3.484	.891
231302•	1	3.078	1.859	.422	231615	1	7.406	3.109	.750
232064▲	1	3.399	2.277	.803	230998•	2	4.250	3.500	.625
231780▲	1	3.438	1.609	.344	230859▲	2	4.750	2.938	.312
231004	1	3.656	2.141	.438	231047	2	4.891	3.500	.750
232036•	1	3.700	2.760	1.375	230902	2	5.720	4.067	.920
233034▲	1	3.823	2.468	1.087	232746▲	2	5.940	3.697	.710
230421•	1	3.938	2.188	.531	232027▲	2	6.000	3.141	.359
230118▲	1	4.000	2.062	.562	232002▲	2	6.000	3.141	.375
31875	1	4.125	1.562	.406	231866	2	6.000	3.500	.812
230124	1	4.134	2.308	.560	231745	2	7.000	3.750	.719
231305▲	1	4.500	3.110	.750	15099	3	2.125	1.562	.219
232646▲	1	4.500	3.110	.750	41498	3	2.125	1.603	.219
230909	1	4.635	2.938	.312	34592	3	2.438	1.875	.219
231541	1	4.688	2.954	.500	231877•	3	2.531	1.500	.547
231206■	1	4.812	2.500	1.000	330851•	3	2.844	1.562	.406
98-1361	1	4.812	2.953	.812	5003953▲	3	3.150	2.048	.197
231959▲	1	4.891	3.000	.562	5003955▲	3	3.150	2.168	.197
231022	1	4.891	3.000	.688	231620▲	3	3.812	3.031	.266
231102	1	4.891	3.141	.938	232796	3	4.000	3.000	.812
231357▲	1	5.000	3.109	.750	232367	3	4.000	3.000	.812
232189	1	5.000	3.109	.750	232039	3	4.062	2.766	1.125
232638▲	1	5.150	3.095	1.937	231028	3	4.328	3.000	.938
5003552	1	5.280	3.489	.750	565-W•	3	4.438	2.500	.531
232055	1	5.359	3.250	1.375	232042-1▲	3	4.500	2.375	.797
230795•	1	5.453	3.938	.656	230746	3	4.625	2.391	.875
231263▲	1	5.656	3.391	.609	230910•	3	4.625	2.938	.312
231347•	1	5.672	3.031	.469	232372▲	3	4.688	3.109	1.675
98-1362•	1	5.719	2.839	.875	232042-2	3	4.906	2.625	.500
231179	1	5.750	3.391	.938	232042-3▲	3	5.109	3.000	.297
231101	1	6.000	2.938	.938	232042-6•	3	5.297	3.125	.500
231359	1	6.000	3.136	.812	232042-11	3	5.406	3.375	.406
232747	1	6.050	3.488	.690	230991▲	3	5.438	3.938	.656
230674	1	6.125	3.516	.750	230888▲	3	5.650	4.250	.656
232759▲	1	6.330	4.262	1.340	232042-10	3	5.797	3.375	.406
231599	1	6.750	3.391	1.500	232193	3	6.438	4.016	.500
230921■	1	7.000	3.141	.812					

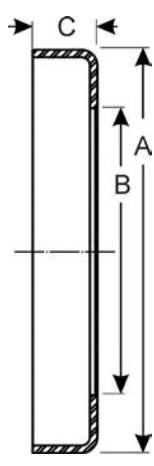
• Part is discontinued

■ Part is available until supply is exhausted

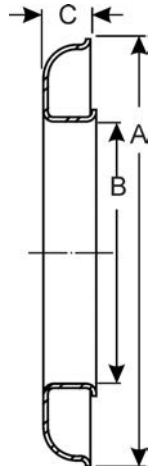
▲ Not sold separately



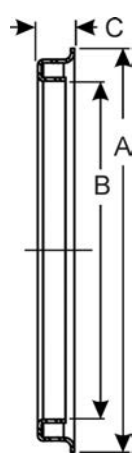
**Important: See Safety Information in General Information Section (J300P-GI)**



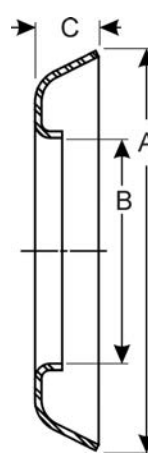
**Style 4**



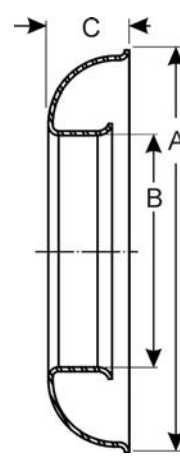
**Style 5**



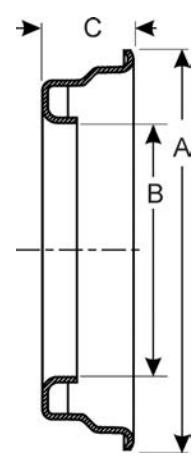
**Style 6**



**Style 7**



**Style 8**



**Style 9**

Slinger Number	Style	A	B	C
232895 <sup>▲</sup>	4	3.360	2.559	.330
232197 <sup>■</sup>	4	3.750	2.086	.370
230794	4	4.750	2.938	.312
232182	4	6.000	3.141	.375
231579 <sup>▲</sup>	5	2.500	2.281	.547
231596 <sup>▲</sup>	5	2.938	1.578	.438
42779 <sup>●</sup>	5	3.125	2.188	.340
232166	5	3.425	3.156	.781
232168	5	3.766	3.000	.641
232609	5	3.820	3.000	1.260
231750	5	3.954	3.031	.375
231755	5	3.954	3.062	.562
232032 <sup>▲</sup>	5	4.016	2.438	.438
232514	5	4.125	2.750	.390
230166	5	4.570	2.807	.560
231616	5	4.594	3.844	.422
232511	5	5.000	3.125	.350
231549 <sup>●</sup>	6	2.266	1.781	.500
98-1473 <sup>▲</sup>	6	2.266	1.781	.500
230881 <sup>●</sup>	6	2.750	1.781	.500
231636	6	3.000	2.281	.578
230865 <sup>▲</sup>	6	3.281	2.188	.562
230629 <sup>▲</sup>	6	3.375	2.031	.719
1015W <sup>▲</sup>	6	3.438	2.766	.750
230386 <sup>●</sup>	6	3.562	2.375	1.250
230587 <sup>▲</sup>	6	3.562	2.500	.812
231356 <sup>■</sup>	6	3.734	2.281	.797
5003086 <sup>▲</sup>	6	3.965	3.094	.709
230897	6	4.000	2.688	.594
330287 <sup>●</sup>	6	4.562	2.766	.891
231366 <sup>▲</sup>	6	4.672	2.844	.891

Slinger Number	Style	A	B	C
231550 <sup>▲</sup>	6	4.766	2.750	1.406
231015	6	4.797	2.969	.562
330499 <sup>●</sup>	6	5.000	3.062	.812
233081	6	6.181	3.698	.810
5007231	6	6.653	4.263	.429
233062	6	7.166	5.157	.688
233038	6	7.244	4.763	.658
233040	6	7.244	5.157	.590
5004797	7	2.086	1.500	.453
231935 <sup>▲</sup>	7	2.875	1.188	.375
41195 <sup>●</sup>	7	2.891	1.891	.422
232198	7	3.312	2.469	.562
231872	7	3.469	2.562	.625
232199	7	3.656	3.094	.625
232200	7	3.828	3.094	.562
232037 <sup>●</sup>	7	4.234	2.750	.781
5005908	7	4.250	3.486	.438
230207 <sup>▲</sup>	7	4.375	2.531	.875
829W <sup>▲</sup>	7	4.375	3.062	.625
230895	7	4.625	2.391	.875
232201	7	4.812	3.594	1.000
232948	7	5.110	3.092	.760
230640 <sup>●</sup>	7	5.380	3.133	.875
230900 <sup>●</sup>	7	5.500	2.766	.844
231058 <sup>▲</sup>	7	6.125	4.016	.859
232816 <sup>▲</sup>	8	3.696	2.185	.590
231013 <sup>●</sup>	8	5.125	3.438	1.125
232760	8	6.320	4.262	2.156
232167	9	4.344	2.750	1.000
232604	9	4.781	3.000	1.070

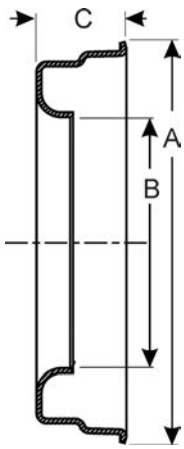
• Part is discontinued

■ Part is available until supply is exhausted

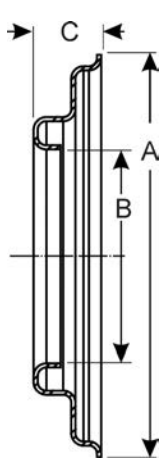
▲ Not sold separately



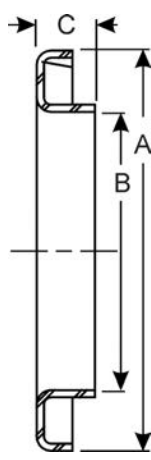




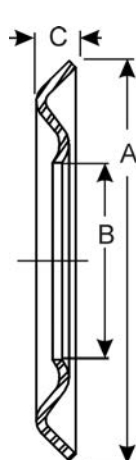
Style 10



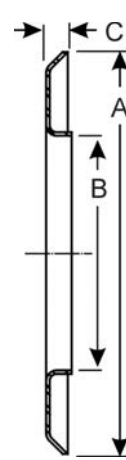
Style 11



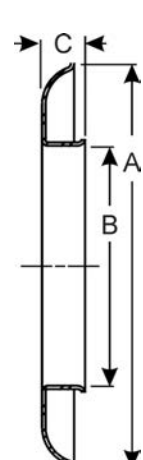
Style 12



Style 13



Style 14



Style 15

Slinger Number	Style	A	B	C
42735	10	2.180	1.535	.729
231970 ▲	11	2.840	1.504	.430
5003951 ▲	11	3.654	1.735	.622
42501	11	5.120	1.875	.793
5006975	11	5.886	3.134	1.000
233051 •	11	5.886	3.135	.984
5008437	11	7.598	3.848	.740
232020 ▲	12	2.176	1.504	.280
30798 •	12	3.812	1.875	.312
5001045	12	4.980	3.875	.446
232028 ▲	13	5.760	3.515	.060
5001780 ▲	14	6.850	4.007	.430
5001687 ▲	14	8.150	4.262	.430
5002871 ▲	15	4.710	3.133	.984

Slinger Number	Style	A	B	C
----------------	-------	---	---	---

• Part is discontinued

■ Part is available until supply is exhausted

▲ Not sold separately



Important: See Safety Information in General Information Section (J300P-GI)

1-4-783 .....	69	2-4-2401-1 .....	19	2-4-5301 • .....	20
1-4-803 .....	69	2-4-2401 .....	19	2-4-5311X .....	20
1-4-823 .....	69	2-4-2411X • .....	19	2-4-5321 • .....	17
1-4-933 .....	69	2-4-2411-1X • .....	19	2-4-5331X • .....	17
1-4-943 • .....	69	2-4-2461-1X .....	17	2-4-5341 • .....	19
1-4-1113 • .....	69	2-4-2601 • .....	18	2-4-5411 .....	18
1-4-1133 • .....	69	2-4-2601-1 • .....	18	2-4-5421X • .....	18
1-4-1201 .....	16	2-4-2611X .....	18	2-4-5441 .....	20
1-4-1383 • .....	69	2-4-2611-1X .....	18	2-4-5521-1 • .....	20
2-4-64 .....	72	2-4-2613 .....	70	2-4-5681-1 • .....	20
2-4-64-1 .....	72	2-4-2671 .....	19	2-4-5691-1X • .....	20
2-4-154 • .....	72	2-4-2671-1 .....	19	2-4-5781 .....	19
2-4-177 .....	69	2-4-2791 • .....	16	2-4-5851-1 • .....	17
2-4-353 .....	70	2-4-2791-1 ▲ .....	16	2-4-5891 • .....	16
2-4-411 .....	19	2-4-2801-1X .....	16	2-4-5901-1 .....	16
2-4-433 .....	69	2-4-2821X • .....	16	2-4-5911-1 • .....	16
2-4-443 • .....	69	2-4-2821-1X .....	16	2-4-5921-1X .....	16
2-4-453 .....	69	2-4-2841-1 • .....	17	2-4-5991-1 • .....	19
2-4-463 .....	69	2-4-2851-1X • .....	17	2-4-6001-1 • .....	19
2-4-473 .....	69	2-4-2901 .....	18	2-4-6011 ■ .....	19
2-4-502 • .....	73	2-4-2901-1 ■ .....	18	2-4-6101 • .....	20
2-4-503 .....	69	2-4-3161 • .....	17	2-4-6111X .....	20
2-4-523 .....	69	2-4-3331 .....	16	2-4-6121-1 • .....	16
2-4-533 .....	70	2-4-3571-1 ▲ .....	19	2-4-6131-1X .....	16
2-4-553 .....	69	2-4-3581-1X .....	19	2-4-6161-1 .....	18
2-4-573 .....	70	2-4-3701-1 .....	18	2-4-6171-1 ▲ .....	17
2-4-583 .....	69	2-4-3741-1 .....	18	2-4-6181-1X • .....	17
2-4-613 .....	70	2-4-3771 • .....	18	2-4-6191-1 • .....	16
2-4-663 ■ .....	70	2-4-3781X .....	18	2-4-6221 .....	20
2-4-783-1 .....	70	2-4-3791 .....	18	2-4-6231 • .....	20
2-4-783 .....	70	2-4-3791-1 • .....	18	2-4-6301 .....	18
2-4-803 .....	70	2-4-3801X .....	18	2-4-6341 .....	18
2-4-824 .....	72	2-4-3801-1X .....	18	2-4-6401-1 • .....	17
2-4-834 • .....	72	2-4-03950X .....	20	2-4-6411-1X .....	17
2-4-853 .....	69	2-4-03952X .....	19	2-4-6541-1 .....	18
2-4-854-1 • .....	72	2-4-03954-1X .....	20	2-4-6551-1X .....	18
2-4-1053 .....	70	2-4-4011 • .....	18	2-4-6561-1 .....	17
2-4-1053-1 .....	70	2-4-4021X .....	18	2-4-6641-1 .....	17
2-4-1103 .....	70	2-4-4031-1 .....	20	2-4-6661-1 ▲ .....	16
2-4-1233 .....	70	2-4-4051 • .....	17	2-4-6671-1 • .....	19
2-4-1301 • .....	18	2-4-4061X • .....	17	2-4-6721-1 • .....	16
2-4-1311 • .....	19	2-4-4191-1 .....	19	2-4-6731-1X • .....	16
2-4-1721 .....	16	2-4-4291-1X .....	20	2-4-6781-1 .....	17
2-4-1721-1 ■ .....	16	2-4-4341 .....	17	2-4-6851-1 ■ .....	20
2-4-1731 .....	19	2-4-4411SX .....	75	2-4-6891-1 ▲ .....	17
2-4-1741 .....	18	2-4-4461SX .....	75	2-4-6901-1X • .....	17
2-4-1831 ■ .....	18	2-4-4471X • .....	18	2-4-6981-1X • .....	16
2-4-1921 .....	17	2-4-4601-1 .....	17	2-4-7021-1 .....	17
2-4-1981-1 ▲ .....	18	2-4-4801 • .....	18	2-4-7031-1X .....	20
2-4-1991-1X • .....	18	2-4-4921 .....	16	2-4-7061 • .....	18
2-4-02009 .....	19	2-4-4931 .....	16	2-4-7111-1 • .....	16
2-4-2013 .....	70	2-4-5091 .....	19	2-4-7141-1 .....	18
2-4-2043 .....	70	2-4-5141-1 .....	19	2-4-7151 • .....	19
2-4-2271-1 .....	17	2-4-5241 ▲ .....	17	2-4-7181-1 .....	19
2-4-2371 • .....	19	2-4-5251X • .....	17	2-4-7221-1X • .....	16

• Part is discontinued

■ Part is available until supply is exhausted

▲ Not sold separately

2-4-7291-1X.....	17	3-4-43.....	70	3-4-2801.....	21
2-4-7401-1 ▲.....	17	3-4-53.....	70	3-4-2841-1 •.....	23
2-4-7491-1.....	17	3-4-54-1.....	72	3-4-2851-1X.....	23
2-4-7501-1X.....	17	3-4-64-1.....	72	3-4-2941-1.....	24
2-4-7631-1 •.....	19	3-4-84-1.....	72	3-4-3041-1.....	25
2-4-7641-1 ▲.....	67	3-4-93.....	70	3-4-3051-1.....	29
2-4-7651-1X •.....	67	3-4-103.....	70	3-4-3061-1.....	28
2-4-7661-1 •.....	67	3-4-154-1.....	72	3-4-3081 •.....	26
2-4-7671-1 ▲.....	67	3-4-163-1.....	71	3-4-3081-1 •.....	26
2-4-7681-1X •.....	67	3-4-178-1X.....	22	3-4-3091-1.....	26
2-4-7731 •.....	18	3-4-214-1.....	72	3-4-3111-1.....	26
2-4-7751-1.....	17	3-4-223-1•.....	71	3-4-3121-1.....	28
2-4-7791-1.....	19	3-4-234-1•.....	72	3-4-3141-1 ▲.....	27
2-4-7801-1 •.....	19	3-4-243-1.....	70	3-4-3191-1.....	27
2-4-7851-1X •.....	19	3-4-263-1.....	71	3-4-3231-1.....	26
2-4-7871-1 •.....	17	3-4-273-1.....	71	3-4-3241-1 •.....	27
2-4-7871 •.....	17	3-4-283-1.....	70	3-4-3291-1.....	22
2-4-7891-1.....	67	3-4-333-1.....	70	3-4-3331X.....	26
2-4-7901-1.....	67	3-4-343-1.....	71	3-4-3331-1X.....	26
2-4-7921.....	20	3-4-543-1.....	70	3-4-3351 •.....	25
2-4-7991-1.....	17	3-4-613-1.....	70	3-4-3391-1 •.....	28
2-4-8031-1 •.....	16	3-4-1111-1.....	22	3-4-3451-1 ▲.....	21
2-4-8041 ▲.....	20	3-4-1161-1 •.....	25	3-4-3461-1X •.....	21
2-4-8041-1 ▲.....	20	3-4-1173•.....	71	3-4-03491-1.....	23
2-4-8051X •.....	20	3-4-1211-1.....	22	3-4-3491-1.....	25
2-4-8051-1X.....	20	3-4-1261-1 •.....	22	3-4-3541-1 •.....	28
2-4-8081 •.....	17	3-4-1371 •.....	22	3-4-3571-1.....	27
2-4-8081-1 •.....	17	3-4-1371-1 •.....	22	3-4-3691-1.....	27
2-4-8091X.....	17	3-4-1441-1.....	23	3-4-3761-1.....	21
2-4-8091-1X.....	17	3-4-1471-1.....	23	3-4-3771 •.....	27
2-4-8141-1.....	17	3-4-1481-1.....	23	3-4-3781-1.....	27
2-4-8161 •.....	17	3-4-1501-1.....	23	3-4-3801-1.....	23
2-4-8171X.....	17	3-4-1743.....	71	3-4-3861-1 •.....	29
2-4-8181-1 ▲.....	17	3-4-1743-1.....	71	3-4-3901-1 ▲.....	29
2-4-8191-1X •.....	17	3-4-1753•.....	71	3-4-3931 •.....	23
2-4-8241.....	16	3-4-1763.....	71	3-4-3931-1 •.....	23
2-4-8311-1.....	17	3-4-1763-1.....	71	3-4-3941-1.....	23
2-4-8321-1 •.....	17	3-4-1841-1.....	25	3-4-3951-1 ■.....	22
2-4-8331-1 •.....	18	3-4-1901-1.....	24	3-4-3961-1.....	24
2-4-8391-1X.....	18	3-4-1911-1 •.....	24	3-4-4051.....	28
2-4-8421-1 •.....	20	3-4-2051-1.....	21	3-4-4051-1 •.....	28
2-4-8431-1.....	19	3-4-2111-1.....	21	3-4-4211 •.....	29
2-4-8451-1.....	20	3-4-2131-1 •.....	25	3-4-4421-1X.....	26
2-4-8521-1.....	17	3-4-2161-1.....	26	3-4-4441-1 ▲.....	23
2-4-8531-1 ▲.....	17	3-4-2171-1 •.....	22	3-4-4451-1X.....	23
2-4-8541-1X.....	17	3-4-2231-1.....	23	3-4-5101 •.....	21
2-4-8551-1X.....	17	3-4-2241-1.....	24	3-4-5191-1.....	24
2-4-8691-1 ▲.....	17	3-4-2251-1.....	26	3-4-5301.....	22
2-4-8701-1X.....	17	3-4-2261-1.....	24	3-4-5321.....	23
2-4-11802.....	70	3-4-2271-1.....	23	3-4-5341 •.....	21
3-4-13.....	70	3-4-2281 •.....	25	3-4-5391X.....	22
3-4-14-1.....	72	3-4-2351-1.....	23	3-4-5441-1 •.....	29
3-4-24-1.....	72	3-4-2391-1.....	26	3-4-5701-1 •.....	23
3-4-33■.....	70	3-4-2511-1.....	25	3-4-5711-1X.....	23
3-4-34-1.....	72	3-4-2781 •.....	21	3-4-5721-1.....	21

• Part is discontinued

■ Part is available until supply is exhausted

▲ Not sold separately

3-4-5731-1X.....	21	3-4-8031-1 •.....	25	3-4-11051-1 .....	29
3-4-5751-1 ▲.....	21	3-4-8051-1X.....	28	3-4-11061-1X ■.....	29
3-4-5761-1X.....	21	3-4-8061X.....	25	3-4-11071-1 .....	29
3-4-5781-1X •.....	27	3-4-8061-1X •.....	25	3-4-11081-1X.....	25
3-4-5791-1X.....	28	3-4-8071 .....	26	3-4-11121-1 •.....	29
3-4-5811-1X.....	28	3-4-8071-1 ■.....	26	3-4-11161-1 •.....	28
3-4-5821-1X.....	29	3-4-8491-1 •.....	23	3-4-11171-1.....	27
3-4-5871-1 •.....	27	3-4-8501-1 .....	23	3-4-11181-1.....	28
3-4-5881-1X.....	25	3-4-8511-1 .....	23	3-4-11221-1 ▲.....	21
3-4-5911 •.....	27	3-4-8681-1 .....	22	3-4-11231-1X •.....	21
3-4-5921-1X.....	25	3-4-8691-1X.....	22	3-4-11251-1X.....	26
3-4-6211-1 .....	22	3-4-8701-1 •.....	25	3-4-11281-1X.....	27
3-4-6221-1X.....	27	3-4-8721-1 •.....	25	3-4-11421-1 ■.....	21
3-4-6231-1 •.....	27	3-4-8731-1 ■.....	23	3-4-11441-1 .....	21
3-4-6241-1X •.....	27	3-4-8781-1 .....	29	3-4-11471-1 •.....	24
3-4-6251 •.....	27	3-4-8861 .....	29	3-4-11501-1 .....	27
3-4-6261X •.....	27	3-4-8871X •.....	29	3-4-11511-1X •.....	27
3-4-6411-1 •.....	28	3-4-9001X •.....	23	3-4-11551-1 •.....	29
3-4-6531 •.....	24	3-4-9001-1X •.....	23	3-4-11561-1 .....	27
3-4-6561-1 .....	24	3-4-9031 •.....	27	3-4-11591-1 •.....	25
3-4-6631-1X.....	24	3-4-9231-1 •.....	28	3-4-11621-1X •.....	29
3-4-6671-1X •.....	29	3-4-9231-2 •.....	28	3-4-11701-1X.....	25
3-4-6691-1 .....	27	3-4-9241-1X •.....	28	3-4-11711-1.....	22
3-4-6701 •.....	26	3-4-9241-2X •.....	28	3-4-11721-1 ■.....	21
3-4-6701-1 ■.....	26	3-4-9251-2 ■.....	24	3-4-11741-1 .....	25
3-4-6751 •.....	24	3-4-9271-1 •.....	27	3-4-11741-1 .....	24
3-4-6901-1 .....	26	3-4-9271-2 •.....	27	3-4-11751-1X.....	25
3-4-6901-2 •.....	26	3-4-9301-1 .....	27	3-4-11761-1 .....	25
3-4-06976-1X.....	29	3-4-9531-1 •.....	26	3-4-11771-1 •.....	29
3-4-7001-1 .....	28	3-4-9551-1 .....	23	3-4-11811-1.....	24
3-4-7031-1 .....	25	3-4-9561-1X.....	23	3-4-11851-1 .....	23
3-4-7131 •.....	25	3-4-9621 .....	28	3-4-11871-1 .....	27
3-4-7141 .....	24	3-4-9621-1 •.....	28	3-4-11871-2 •.....	27
3-4-7151 .....	24	3-4-9821-1 .....	21	3-4-11891-1X.....	23
3-4-7161 •.....	27	3-4-9931-1 •.....	25	3-4-11901-1 •.....	21
3-4-7171 •.....	27	3-4-9941-1 •.....	21	3-4-11911-1X •.....	21
3-4-7241 •.....	22	3-4-9981-1 •.....	28	3-4-11921-1X •.....	29
3-4-7241-1 ■.....	22	3-4-10231-1 •.....	25	3-4-11931-1X.....	21
3-4-7251-1 ▲.....	28	3-4-10251-1 .....	25	3-4-12091-1 •.....	28
3-4-7261-1X.....	28	3-4-10261 •.....	29	3-4-12101-1X.....	28
3-4-7311-1 ■.....	25	3-4-10261-1 ■.....	29	3-4-12111-1 •.....	29
3-4-7321-1X.....	24	3-4-10281-1 •.....	22	3-4-12121-1X •.....	29
3-4-7361-1 .....	27	3-4-10301-1 .....	28	3-4-12201-1 .....	25
3-4-7391-1X •.....	26	3-4-10341-1 ▲.....	29	3-4-12211-1 .....	21
3-4-7401 .....	22	3-4-10351-1X.....	29	3-4-12441-1 ▲.....	28
3-4-7541-1 ▲.....	28	3-4-10461-1X ■.....	25	3-4-12451-1X.....	28
3-4-7541-2 •.....	28	3-4-10471X •.....	29	3-4-12461-1 •.....	22
3-4-7551 .....	25	3-4-10471-1X.....	29	3-4-12481-1M.....	29
3-4-7551-1 ▲.....	25	3-4-10541-1 •.....	25	3-4-12531-1 ▲.....	23
3-4-7571-1 .....	29	3-4-10551-1 .....	24	3-4-12541-1X •.....	23
3-4-7721-1 .....	23	3-4-10571-1 •.....	24	3-4-12611 •.....	22
3-4-7781 •.....	26	3-4-10591-1 .....	22	3-4-12631-1 .....	26
3-4-7991-1 •.....	25	3-4-10931-1 •.....	24	3-4-12711-1M •.....	28
3-4-8001-1X •.....	25	3-4-10941-1 .....	23	3-4-12721-1XM •.....	28
3-4-8021-1 •.....	27	3-4-10951-1 .....	24	3-4-12771-1 •.....	21

• Part is discontinued

■ Part is available until supply is exhausted

▲ Not sold separately

3-4-12771-2 ▲	21	4-4-843-1	71	4-4-4801-2X	31
3-4-13001-1 •	22	4-4-1901-1	30	4-4-4811-1	31
3-4-13011-1X	22	4-4-1921-1	30	4-4-5061-1	31
3-4-13021	26	4-4-1931-1	30	4-4-5091-1	32
3-4-13031-1X •	21	4-4-1941-1 •	31	4-4-5111-1 •	30
3-4-13031-2X	21	4-4-1941 •	31	4-4-5161-1 ▲	32
3-4-13051-1 ▲	29	4-4-2041-1	30	4-4-5171-1X •	32
3-4-13061-1X	29	4-4-2051-1	29	4-4-5231-1 ▲	30
3-4-13071-1 •	29	4-4-2091-1	30	4-4-5241-1X •	30
3-4-13081-1X	29	4-4-2381-1 •	31	4-4-5251-1 •	30
3-4-13161	21	4-4-2401-1	32	4-4-5261-1 •	32
3-4-13211-1 •	22	4-4-2431-1 •	31	4-4-5551-1 •	31
3-4-13341-1 •	29	4-4-2431-2 •	31	4-4-5571-1 •	30
3-4-13351-1X	29	4-4-2451-1	32	4-4-5581-1 •	32
3-4-13391-1X	26	4-4-2481-1 •	32	4-4-5601-1 ■	30
3-4-13431-1	23	4-4-2511-1	30	4-4-5611-1X	31
3-4-13441-1X	23	4-4-2531-1 •	33	4-4-5621-1 •	32
3-4-13511-1 •	24	4-4-2931-1	30	4-4-5691-1X ■	32
3-4-13601-1	21	4-4-2941	32	4-4-5701-1X •	32
3-4-13681-1	26	4-4-3501-1	33	4-4-5721-1 •	30
3-4-13731-1	22	4-4-3581-1X	30	4-4-5841-1 ▲	32
3-4-13761-1	21	4-4-3811-1	30	4-4-5941-1X	32
3-4-13791-1 •	27	4-4-3841-1 •	30	4-4-5991-1	30
3-4-13821-1	27	4-4-3851-1 •	31	4-4-6051-1X ▲	32
3-4-13871-1 •	24	4-4-3861-1X	31	4-4-6101-1	31
3-4-13881-1	23	4-4-3921-1X •	33	4-4-6141-1	30
3-4-13901-1	27	4-4-3931-1	32	4-4-6191-1	31
3-4-13911-1	25	4-4-3931-2	33	4-4-6211-1 ■	32
3-4-13921-1	26	4-4-4071-1X ■	31	4-4-6331-1	30
3-4-13931-1	29	4-4-4071-2X •	31	4-4-6471-1 ▲	32
3-4-13961-1	25	4-4-4101-1	31	4-4-6641-1 •	32
3-4-13971-1X	25	4-4-4101-2	31	4-4-6711-1 •	30
3-4-14021-1X •	21	4-4-4111-1X	31	4-4-6731-1X •	32
3-4-14031-1 •	27	4-4-4111-2X •	31	4-4-6781-2 •	31
3-4-14301-1	25	4-4-4171-1 •	30	4-4-6791-2 •	30
3-4-14371-1	25	4-4-4191-1 •	31	4-4-6841-1 •	30
3-4-14391-1X	25	4-4-4211-1	29	4-4-6851-1X	30
3-4-14401-1XM	29	4-4-4211-2	29	4-4-6951-1 •	31
3-4-14451-1	22	4-4-04238-1X	31	4-4-6961-1X	31
3-4-14461-1	22	4-4-4361-1	32	4-4-6971-1 •	31
3-4-14531-1	21	4-4-4371-1 •	32	4-4-6981-1X	31
3-4-14541-1X •	21	4-4-4381-1 ▲	33	4-4-6991-1	32
3-4-14551-1	27	4-4-4421-1	32	4-4-7001-1X	32
3-4-14591-1	23	4-4-4451-1X	33	4-4-7011-1 •	33
3-4-14621-1	21	4-4-4491-1	31	4-4-7021-1	32
3-4-14671-1 ▲	21	4-4-4611 •	31	4-4-7101-1M	32
3-4-14681-1 ▲	23	4-4-4611-1 •	31	4-4-7111-1X	33
3-4-14711-1X	23	4-4-4611-2	31	4-4-7201-1	31
3-4-14721-1X •	25	4-4-4761-1	33	4-4-7211-1M	33
3-4-14731-1X •	27	4-4-4771-2 •	31	4-4-7231-1M	33
3-4-14781-1 ▲	29	4-4-4781-1	30	4-4-7241-1 •	32
3-4-14791-1X •	29	4-4-4781-2 ■	30	4-4-7251-1X	32
3-4-14871-1M ▲	28	4-4-4791-1 •	31	4-4-7331-1M	33
3-4-14881-1XM	28	4-4-4791-2 •	31	4-4-7341-1 •	31
3-4-18183-1	27	4-4-4801-1X	31	4-4-7421-1 ▲	30

• Part is discontinued

■ Part is available until supply is exhausted

▲ Not sold separately

4-4-7431-1 ▲	31	5-4-4221 •	35	5-4-5731	37
4-4-7501-1 ▲	32	5-4-4381 •	36	5-4-5741 •	39
4-4-7551-1X	32	5-4-4391	35	5-4-5751	37
4-4-7561-1 ▲	32	5-4-4401	37	5-4-5821	40
4-4-7571-1X	32	5-4-4441X •	34	5-4-5831-1 •	39
4-4-7711-1M	33	5-4-4461-1 •	33	5-4-5851	39
4-4-7861-1X	30	5-4-4461	33	5-4-5851-1	39
4-4-7871-1X •	31	5-4-4471-1 •	35	5-4-5861X	35
4-4-8011-1M	33	5-4-4481	34	5-4-5881	36
5-4-413 •	71	5-4-4541	35	5-4-5961	37
5-4-453 •	71	5-4-4551	35	5-4-5971X	37
5-4-483-1	71	5-4-4571	33	5-4-5981	37
5-4-781 •	33	5-4-4701 •	40	5-4-5991X	37
5-4-871 •	33	5-4-4721 •	35	5-4-6101-1X •	39
5-4-1051	33	5-4-4741 ▲	38	5-4-6131	35
5-4-1221 •	36	5-4-4751X	38	5-4-6141-1 •	39
5-4-1324 •	72	5-4-4761X	34	5-4-6151-1X •	39
5-4-1391	36	5-4-4771X	35	5-4-6161-1 •	39
5-4-1431 •	35	5-4-4831 •	34	5-4-6241	36
5-4-1481	33	5-4-4831-1 •	34	5-4-6241-1 •	36
5-4-1481-1	33	5-4-4841X	34	5-4-6251 •	34
5-4-1521	36	5-4-4841-1X	34	5-4-6261 •	34
5-4-1631 •	36	5-4-4861 •	39	5-4-6261-1	34
5-4-1641 •	35	5-4-4861-1 •	39	5-4-6271 ■	36
5-4-1641-1 ▲	35	5-4-4901X •	34	5-4-6281X	36
5-4-1661	36	5-4-4961	38	5-4-6291X	36
5-4-1661-1	36	5-4-4961-1 •	38	5-4-6291-1X	36
5-4-1721	33	5-4-4971 •	39	5-4-6321-1	35
5-4-1721-1	33	5-4-5031 •	37	5-4-6321 •	35
5-4-01741-1X	36	5-4-5031-1 •	37	5-4-6341	34
5-4-1831	36	5-4-5081X	34	5-4-6351	34
5-4-1891	38	5-4-5091	35	5-4-6361-1X	35
5-4-1891-1 •	38	5-4-5111X	33	5-4-6371 •	38
5-4-1931 •	34	5-4-5111-1X •	33	5-4-6371-1 •	38
5-4-2031X •	35	5-4-5121X	35	5-4-6381X •	38
5-4-2081-1 •	33	5-4-5121-1X •	35	5-4-6381-1X	38
5-4-2081	33	5-4-5131X	36	5-4-6421 •	36
5-4-2141 •	39	5-4-5161X	37	5-4-6421-1 •	36
5-4-2331 •	40	5-4-5161-1X	37	5-4-6431X •	36
5-4-2341 •	40	5-4-5221 •	34	5-4-6431-1X	36
5-4-2401	33	5-4-5231X •	34	5-4-6441-1X	36
5-4-2501 •	34	5-4-5281X •	35	5-4-6481 •	35
5-4-2521 •	33	5-4-5321X	35	5-4-6481-1	35
5-4-2531	35	5-4-5361-1 •	39	5-4-6521-1	39
5-4-2541 •	35	5-4-5421 •	36	5-4-6531-1 •	39
5-4-02873-1X	37	5-4-5441 •	36	5-4-6541-1 •	36
5-4-3141 •	38	5-4-5461	36	5-4-6571-1	39
5-4-3241 •	35	5-4-5491-1X •	39	5-4-6581-1 ▲	37
5-4-3601X	34	5-4-5501 •	37	5-4-6591-1X	37
5-4-3621	34	5-4-5511X	37	5-4-6871X •	36
5-4-3681 •	35	5-4-5571-1	34	5-4-6891X	38
5-4-3861	34	5-4-5621-1X	34	5-4-6941-1 •	33
5-4-3901 •	34	5-4-5631	38	5-4-6951X	36
5-4-3911 •	35	5-4-5711	33	5-4-6961X	36
5-4-4161X •	39	5-4-5721	35	5-4-6981-1 •	34

■ Part is discontinued

■ Part is available until supply is exhausted

▲ Not sold separately

5-4-7031-1 •.....	33	5-4-8211-1X •.....	38	5-4-9261-1X •.....	38
5-4-7041-1.....	35	5-4-8261-1.....	37	5-4-9271X •.....	37
5-4-7061-1 •.....	36	5-4-8261.....	37	5-4-9291-1 •.....	37
5-4-7101-1X •.....	36	5-4-8301 •.....	37	5-4-9311-1X •.....	37
5-4-7111-1.....	35	5-4-8311-1 •.....	38	5-4-9351-1.....	37
5-4-7121X.....	35	5-4-8321-1 ▲.....	38	5-4-9421-1 ▲.....	37
5-4-7171-1.....	34	5-4-8341-1 •.....	39	5-4-9431-1 •.....	37
5-4-7181X.....	37	5-4-8351-1X.....	39	5-4-9441-1X.....	37
5-4-7191 ▲.....	38	5-4-8361-1.....	35	5-4-9451-1X.....	37
5-4-7201X.....	38	5-4-8411X.....	37	5-4-9461-1M.....	37
5-4-7211X •.....	38	5-4-8411-1X.....	37	5-4-9511-1.....	35
5-4-7221X.....	37	5-4-8421X.....	37	5-4-9521-1 •.....	35
5-4-7231X.....	39	5-4-8431-1X.....	38	5-4-9531-1X.....	35
5-4-7251X.....	35	5-4-8441X.....	34	5-4-9541-1X.....	39
5-4-7261 •.....	34	5-4-8461-1 •.....	38	5-4-9571-1.....	39
5-4-7261-1 •.....	34	5-4-8471-1.....	38	5-4-9581-1 ▲.....	39
5-4-7271-1 •.....	37	5-4-8491-1 •.....	34	5-4-9621-1 ▲.....	39
5-4-7301-1X.....	34	5-4-8501-1X •.....	34	5-4-9631-1X.....	39
5-4-7311-1X •.....	37	5-4-8561-1 ▲.....	34	5-4-9671-1M.....	39
5-4-7331-1 •.....	39	5-4-8571-1X •.....	34	5-4-9691-1 ▲.....	35
5-4-7341-1X.....	39	5-4-8581-1 •.....	35	5-4-9701-1X.....	35
5-4-7351-1 ▲.....	39	5-4-8591-1X.....	35	5-4-9721-1M.....	39
5-4-7361-1X •.....	39	5-4-8601-1.....	37	5-4-9741 •.....	33
5-4-7381-1 •.....	38	5-4-8611-1X.....	37	5-4-9771-1.....	35
5-4-7391-1X.....	38	5-4-8621-1 •.....	39	6-4-1971.....	45
5-4-7431-1 ▲.....	39	5-4-8631-1X.....	39	6-4-1981.....	41
5-4-7441-1X.....	39	5-4-8641-1 •.....	39	6-4-1981-1.....	41
5-4-7481-1 •.....	36	5-4-8651-1X •.....	39	6-4-1991 •.....	45
5-4-7551-1 •.....	37	5-4-8661-1 •.....	35	6-4-1991-1 •.....	45
5-4-7561 •.....	37	5-4-8671-1X.....	35	6-4-2001 ■.....	42
5-4-7561-1 •.....	37	5-4-8681-1.....	37	6-4-2061.....	41
5-4-7571X.....	37	5-4-8691-1X.....	37	6-4-2081 •.....	40
5-4-7571-1X •.....	37	5-4-8711X.....	37	6-4-2081-1 ▲.....	40
5-4-7581-1 •.....	33	5-4-8851.....	35	6-4-2141.....	46
5-4-7601-1.....	35	5-4-8851-1.....	35	6-4-2181 •.....	45
5-4-7631-1 •.....	33	5-4-8901X •.....	35	6-4-2181-1 •.....	45
5-4-7641-1 •.....	38	5-4-8901-1X.....	35	6-4-2191.....	42
5-4-7651-1X •.....	38	5-4-8911-1.....	34	6-4-2191-1 •.....	42
5-4-7691-1X •.....	36	5-4-8961-1.....	36	6-4-2211 •.....	41
5-4-7701-1.....	34	5-4-8971-1.....	35	6-4-2251.....	49
5-4-7781-1 •.....	34	5-4-8981-1.....	36	6-4-2251-1 ▲.....	49
5-4-7941-1 •.....	34	5-4-8991-1X.....	36	6-4-2331 •.....	45
5-4-7951-1 •.....	39	5-4-9101-1X •.....	38	6-4-2361.....	42
5-4-7971 •.....	37	5-4-9111-1X.....	37	6-4-2361-1 •.....	42
5-4-7971-1 •.....	37	5-4-9121-1X •.....	37	6-4-2371.....	42
5-4-7981.....	36	5-4-9121X •.....	37	6-4-2381.....	40
5-4-7981-1 ▲.....	36	5-4-9131-1X •.....	37	6-4-2391 •.....	41
5-4-7991 •.....	37	5-4-9141-1.....	38	6-4-2431.....	44
5-4-8001 •.....	34	5-4-9141.....	38	6-4-2441 •.....	45
5-4-8021-1 •.....	38	5-4-9161-1M.....	39	6-4-2501 •.....	45
5-4-8031-1X.....	38	5-4-9191-1M.....	39	6-4-2501-1.....	45
5-4-8041.....	33	5-4-9221-1 •.....	37	6-4-2511.....	45
5-4-8061-1X.....	34	5-4-9231-1X.....	37	6-4-2601X •.....	45
5-4-8131X •.....	36	5-4-9241-1X.....	37	6-4-02877-1X.....	45
5-4-8131-1X.....	36	5-4-9241X •.....	37	6-4-3001.....	42

• Part is discontinued

■ Part is available until supply is exhausted

▲ Not sold separately

6-4-3021 .....	50	6-4-4601-1 .....	46	6-4-5521-1 .....	42
6-4-3031 .....	45	6-4-4651-1 .....	51	6-4-5541 • .....	42
6-4-3031-1 • .....	45	6-4-4681X • .....	45	6-4-5581X • .....	40
6-4-3041X .....	45	6-4-4651 .....	51	6-4-5581-1X • .....	40
6-4-3041-1X .....	45	6-4-4721 .....	41	6-4-5711 .....	47
6-4-3081 • .....	48	6-4-4721-1 • .....	41	6-4-5741 • .....	47
6-4-3131 .....	42	6-4-4731X • .....	41	6-4-5781 • .....	41
6-4-3141 • .....	51	6-4-4731-1X • .....	41	6-4-5791 .....	44
6-4-3161 .....	49	6-4-4741X .....	42	6-4-5801 .....	47
6-4-3221 • .....	41	6-4-4751X .....	49	6-4-5811 • .....	44
6-4-3221-1 .....	41	6-4-4751-1X .....	49	6-4-5831 .....	47
6-4-3241 .....	42	6-4-4771 .....	48	6-4-5841 • .....	48
6-4-3271 ▲ .....	42	6-4-4771-1 .....	48	6-4-5841-1 .....	48
6-4-3291 .....	41	6-4-4781 .....	49	6-4-5851 .....	42
6-4-3391 • .....	40	6-4-4831X .....	40	6-4-5851-1 .....	42
6-4-3461X • .....	45	6-4-4841X .....	40	6-4-5931 • .....	47
6-4-3491 .....	45	6-4-4851X .....	41	6-4-5931-1 ▲ .....	47
6-4-3501-1 ▲ .....	46	6-4-4851-1X • .....	41	6-4-5961X .....	47
6-4-03553-1X .....	48	6-4-4861X .....	40	6-4-5961-1X ■ .....	47
6-4-3671 .....	51	6-4-4871 .....	42	6-4-5991 ■ .....	43
6-4-3791 .....	44	6-4-4901 • .....	43	6-4-6001X .....	43
6-4-3831 .....	41	6-4-4921 .....	50	6-4-6011 .....	43
6-4-3831-1 .....	41	6-4-4931X • .....	50	6-4-6011-1 ▲ .....	43
6-4-3871 • .....	45	6-4-4961 • .....	45	6-4-6021X .....	43
6-4-3901 .....	41	6-4-4971 .....	43	6-4-6021-1X .....	43
6-4-4091 .....	40	6-4-5031 • .....	40	6-4-6041X .....	46
6-4-4121 • .....	45	6-4-5031-1 • .....	40	6-4-6041-1X .....	46
6-4-4131 .....	41	6-4-5041X .....	40	6-4-6201 • .....	42
6-4-4141 • .....	40	6-4-5041-1X .....	40	6-4-6211-1 ▲ .....	47
6-4-4151 • .....	41	6-4-5061X .....	45	6-4-6231-1 .....	47
6-4-4151-1 • .....	41	6-4-5071X .....	46	6-4-6241-1X • .....	47
6-4-4171X .....	45	6-4-5071-1X • .....	46	6-4-6321 .....	40
6-4-4171-1X .....	45	6-4-5101X • .....	43	6-4-6321-1 .....	40
6-4-4261 .....	41	6-4-5111X .....	40	6-4-6331 .....	40
6-4-4271 .....	40	6-4-5131-1X .....	40	6-4-6331-1 ■ .....	40
6-4-4291X .....	42	6-4-5131X .....	40	6-4-6371 .....	43
6-4-4301X .....	40	6-4-5141 • .....	41	6-4-6371-1 .....	43
6-4-4361X .....	41	6-4-5151X .....	41	6-4-6381X .....	43
6-4-4371 .....	41	6-4-5201 .....	51	6-4-6391X .....	43
6-4-4391X • .....	42	6-4-5251X .....	51	6-4-6391-1X .....	43
6-4-4411X .....	45	6-4-5271 • .....	46	6-4-6401 .....	43
6-4-4411-1X • .....	45	6-4-5291 • .....	42	6-4-6401-1 • .....	43
6-4-4421 .....	49	6-4-5341 .....	46	6-4-6411X .....	43
6-4-4421-1 .....	49	6-4-5351-1 • .....	51	6-4-6421X .....	43
6-4-4481X .....	41	6-4-5351 .....	50	6-4-6421-1X .....	43
6-4-4531 .....	46	6-4-5411 ▲ .....	50	6-4-6451 .....	41
6-4-4551 .....	51	6-4-5451 ■ .....	47	6-4-6451-1 .....	41
6-4-4551-1 .....	51	6-4-5451-1 • .....	47	6-4-6481 .....	41
6-4-4561 .....	47	6-4-5461X .....	47	6-4-6571 • .....	42
6-4-4561-1 .....	47	6-4-5461-1X .....	47	6-4-6571-1 • .....	42
6-4-4581 .....	49	6-4-5471 .....	44	6-4-6601 .....	48
6-4-4581-1 • .....	49	6-4-5481X .....	45	6-4-6601-1 ■ .....	48
6-4-4591 .....	45	6-4-5501-1 • .....	43	6-4-6611 .....	49
6-4-4591-1 • .....	45	6-4-5501 .....	43	6-4-6611-1 .....	49
6-4-4601 .....	46	6-4-5521 .....	42	6-4-6631 • .....	51

• Part is discontinued

■ Part is available until supply is exhausted

▲ Not sold separately



6-4-6631-1 ▲	51	6-4-7311 •	44	6-4-8281-1X	46
6-4-6671 •	47	6-4-7311-1	44	6-4-8291-1X •	46
6-4-6761X	49	6-4-7321-1X	44	6-4-8321X	49
6-4-6761-1X	49	6-4-7371-1	46	6-4-8321-1X	49
6-4-6771X	46	6-4-7381-1X	46	6-4-8331X	42
6-4-6821 ▲	51	6-4-7481-1	48	6-4-8331-1X	42
6-4-6821-1	51	6-4-7491-1 •	49	6-4-8341X •	48
6-4-6841X	51	6-4-7511 •	48	6-4-8341-1X	48
6-4-6841-1X	51	6-4-7511-1 •	48	6-4-8351-1X	49
6-4-6861	46	6-4-7531X	48	6-4-8361X •	42
6-4-6861-1	46	6-4-7531-1X	48	6-4-8361-1X	42
6-4-6871X	43	6-4-7541	45	6-4-8411	43
6-4-6871-1X	43	6-4-7541-1	45	6-4-8411-1	44
6-4-6891X	45	6-4-7551	44	6-4-8421	43
6-4-6901X •	46	6-4-7551-1 ▲	44	6-4-8421-1	43
6-4-6901-1X	46	6-4-7561X	44	6-4-8431	43
6-4-6921X	49	6-4-7561-1X	44	6-4-8431-1	43
6-4-6921-1X	49	6-4-7571-1 ■	40	6-4-08438X	50
6-4-6931X	51	6-4-7581-1X •	40	6-4-08439-1X	50
6-4-6931-1X	51	6-4-7621-1 ■	43	6-4-8441	43
6-4-6941X	42	6-4-7631-1X	43	6-4-8441-1	43
6-4-6951X	42	6-4-7641-1X	43	6-4-08446X	44
6-4-6951-1X	42	6-4-7651X	45	6-4-08447-1X	44,45
6-4-6961X	47	6-4-7651-1X •	45	6-4-08449X	49
6-4-6961-1X	47	6-4-7661-1 •	51	6-4-08450-1X	49,50
6-4-6971	47	6-4-7691 •	50	6-4-8451	46
6-4-6971-1 •	47	6-4-7691-1	50	6-4-8451-1	46
6-4-6991-1 •	47	6-4-7731-1X	47	6-4-08452X	49
6-4-7041X	49	6-4-7741-1X •	42	6-4-08453-1X	49
6-4-7041-1X	49	6-4-7751-1 •	40	6-4-8461 ■	46
6-4-7051	49	6-4-7761 •	48	6-4-8461-1 •	46
6-4-7051-1 •	49	6-4-7761-1 ▲	48	6-4-8471	49
6-4-7071X •	50	6-4-7771X	48	6-4-8511X	41
6-4-7071-1X	51	6-4-7771-1X	48	6-4-8511-1X	41
6-4-7081-1 •	47	6-4-7831 ▲	48	6-4-8521X	41
6-4-7141	42	6-4-7831-1 ▲	48	6-4-8521-1X	41
6-4-7141-1	42	6-4-7851X	48	6-4-8531X	43
6-4-7161 ▲	48	6-4-7851-1X	48	6-4-8531-1X	43
6-4-7161-1	48	6-4-7881X	48	6-4-8541X	43
6-4-7171X	44	6-4-7881-1X •	48	6-4-8541-1X	43
6-4-7181X	48	6-4-7891-1X	48	6-4-8551X	46
6-4-7181-1X	48	6-4-7961 •	46	6-4-8551-1X	46
6-4-7191X	47	6-4-7961-1	46	6-4-8561-1	45
6-4-7201 •	47	6-4-7971X •	46	6-4-8571X	43
6-4-7211X	47	6-4-7971-1X	46	6-4-8571-1X	43
6-4-7221X	44	6-4-7981	43	6-4-8601-1X •	43
6-4-7231X	41	6-4-7981-1 •	43	6-4-8651-1 ▲	42
6-4-7241X	47	6-4-7991	43	6-4-8661-1X	42
6-4-7251 ▲	46	6-4-7991-1 •	43	6-4-8671-1	44
6-4-7251-1 •	46	6-4-8001	41	6-4-8681-1X	44
6-4-7271X •	46	6-4-8001-1 ▲	41	6-4-8691-1	47
6-4-7271-1X	46	6-4-8081	41	6-4-8701-1X	47
6-4-7291X •	42	6-4-8081-1	41	6-4-8711-1 ▲	47
6-4-7301	41	6-4-8231-1X	43	6-4-8721-1X	47
6-4-7301-1	41	6-4-8271-1 •	46	6-4-8731-1	41

• Part is discontinued

■ Part is available until supply is exhausted

▲ Not sold separately

6-4-8741-1X • ..... 41	6-4-9701X..... 51	6.3-4-191X • ..... 52
6-4-8751-1 ▣ ..... 44	6-4-9741-1M ▲ ..... 50	6.3-4-211X ..... 53
6-4-8761-1X..... 44	6-4-9751-1XM..... 50	6.3-4-211-1X..... 53
6-4-8771-1 ▲ ..... 47	6-4-9761-1M ..... 47	6.3-4-221X • ..... 51
6-4-8781-1X..... 47	6-4-9771-1M ..... 47	6.3-4-231X..... 52
6-4-8791-1 ..... 47	6-4-9781-1 ▲ ..... 47	6.3-4-241X..... 54
6-4-8801-1X..... 47	6-4-9791-1X..... 47	6.3-4-241-1X • ..... 54
6-4-8821-1 ..... 51	6-4-9841X..... 45	6.3-4-251X..... 52
6-4-8831-1 • ..... 47	6-4-9841-1X..... 45	6.3-4-251-1X • ..... 52
6-4-8841-1 • ..... 49	6-4-9881-1 ..... 47	6.3-4-271 ..... 53
6-4-8851-1 ..... 51	6-4-9911-1 ▲ ..... 48	6.3-4-271-1 ..... 53
6-4-8851 ..... 51	6-4-9951-1 ▲ ..... 42	6.3-4-291 • ..... 53
6-4-8951-1 ▲ ..... 48	6-4-9961-1X..... 42	6.3-4-291-1 • ..... 53
6-4-8961-1X..... 48	6-4-9971-1M..... 47	6.3-4-301X..... 53
6-4-8981X • ..... 46	6-4-10011-1 ..... 47	6.3-4-301-1X..... 53
6-4-8981-1X..... 46	6-4-10291 ▲ ..... 49	6.3-4-331X..... 53
6-4-8991X..... 43	6-4-10291-1 ▲ ..... 49	6.3-4-331-1X..... 53
6-4-8991-1X..... 44	6-4-10301 ▲ ..... 44	6.3-4-381 ..... 54
6-4-9001X..... 43	6-4-10301-1 ▲ ..... 45	6.3-4-381-1 ..... 54
6-4-9001-1X..... 43	6-4-10311 ▲ ..... 49,50	6.3-4-391 ..... 53
6-4-9021-1 ..... 40	6-4-10311-1 ..... 50	6.3-4-391-1 • ..... 53
6-4-9031X..... 43	6-4-10321-1X..... 43	6.3-4-421 • ..... 52
6-4-9031-1X..... 43	6-4-10341 ▲ ..... 51	6.3-4-431 ..... 51
6-4-9041X..... 43	6-4-10341-1 ▲ ..... 51	6.3-4-441 • ..... 53
6-4-9041-1X..... 43	6-4-10351X..... 51	6.3-4-521 ..... 54
6-4-9131-1 ..... 48	6-4-10351-1X..... 51	6.3-4-531 ..... 51
6-4-9141 ▲ ..... 49	6-4-10361-1X..... 48	6.3-4-531-1 ..... 51,52
6-4-9151X..... 49	6-4-10371-1 ▲ ..... 48	6.3-4-541X..... 51
6-4-9161X • ..... 46	6-4-10381-1X..... 48	6.3-4-541-1X..... 52
6-4-9161-1X..... 46	6-4-10401-1X • ..... 44	6.3-4-641 ..... 53
6-4-9171X..... 44	6.3-4-41 • ..... 55	6.3-4-641-1 ..... 53
6-4-9171-1X..... 44	6.3-4-41-1 • ..... 55	6.3-4-651 ..... 54
6-4-9181X..... 44	6.3-4-51 ▲ ..... 52	6.3-4-651-1 ..... 54
6-4-9181-1X..... 44	6.3-4-51-1 ▲ ..... 52	6.3-4-661 ▲ ..... 55
6-4-9191X..... 45	6.3-4-61 • ..... 55	6.3-4-661-1 • ..... 55
6-4-9191-1X..... 45	6.3-4-61-1 • ..... 55	6.3-4-701-1 ..... 52
6-4-9201-1X..... 48	6.3-4-71 • ..... 51	6.3-4-711..... 55
6-4-9221 ..... 45	6.3-4-81 • ..... 52	6.3-4-711-1 ..... 55
6-4-9221-1 ..... 45	6.3-4-91 ..... 52	6.3-4-721X..... 55
6-4-9231 ..... 51	6.3-4-91-1 ▲ ..... 52	6.3-4-721-1X..... 55
6-4-9231-1 ..... 51	6.3-4-101 • ..... 53	6.3-4-731X..... 52
6-4-9281-1 ..... 44	6.3-4-101-1 • ..... 53	6.3-4-731-1X..... 52
6-4-9291-1 ▲ ..... 43	6.3-4-111 • ..... 51	6.3-4-751-1 • ..... 53
6-4-9301-1X..... 43	6.3-4-121 • ..... 52	6.3-4-761-1X • ..... 52
6-4-9311-1M ..... 47	6.3-4-131 • ..... 54	6.3-4-771X..... 54
6-4-9321-1XM..... 47	6.3-4-131-1 ▲ ..... 54	6.3-4-771-1X..... 54
6-4-9411-1 ..... 44	6.3-4-141 • ..... 52	6.3-4-781X..... 54
6-4-9421-1 • ..... 43	6.3-4-141-1 ▲ ..... 52	6.3-4-781-1X..... 54
6-4-9431-1X..... 43	6.3-4-151 • ..... 54	6.3-4-791X..... 55
6-4-9441-1X • ..... 43	6.3-4-151-1 • ..... 54	6.3-4-791-1X..... 55
6-4-9521-1 ..... 47	6.3-4-161 ..... 53	6.3-4-811 • ..... 54
6-4-9531-1X..... 48	6.3-4-161-1 ..... 53	6.3-4-811-1 ▲ ..... 54
6-4-9561-1M ▲ ..... 50	6.3-4-171X..... 52	6.3-4-821-1 ..... 53
6-4-9571-1XM..... 50	6.3-4-171-1X..... 52	6.3-4-831 ▲ ..... 53
6-4-9691 ▲ ..... 51	6.3-4-181X..... 51	6.3-4-841-1 • ..... 53

• Part is discontinued

■ Part is available until supply is exhausted

▲ Not sold separately

6.3-4-851X.....	53	6.3-4-1581-1.....	55	6.5-4-2171.....	60
6.3-4-861X.....	53	6.3-4-1591-1 •.....	52	6.5-4-2171-1.....	60
6.3-4-861-1X.....	53	6.3-4-1601-1 •.....	53	6.5-4-2181.....	60
6.3-4-871X •.....	55	6.3-4-1611-1X.....	53	6.5-4-2251.....	56
6.3-4-871-1X.....	55	6.3-4-1621X •.....	52	6.5-4-2261.....	57
6.3-4-901-1X •.....	53	6.3-4-1621-1X.....	52	6.5-4-2271X.....	57
6.3-4-1021X.....	53	6.3-4-1631-1X •.....	52	6.5-4-2291-1 ▲.....	57
6.3-4-1031-1.....	53,54	6.3-4-1641X •.....	52	6.5-4-2291 •.....	57
6.3-4-1031 •.....	53	6.3-4-1651X •.....	54	6.5-4-2341X.....	56
6.3-4-1041X.....	53	6.3-4-1651-1X.....	54	6.5-4-2351X •.....	56
6.3-4-1041-1X.....	53	6.3-4-1681.....	55	6.5-4-2361X.....	59
6.3-4-1051-1 •.....	55	6.3-4-1681-1.....	55	6.5-4-2361-1X.....	59
6.3-4-1061 •.....	52	6.3-4-1701-1 •.....	52	6.5-4-2401X.....	57
6.3-4-1061-1 •.....	52	6.3-4-1711-1X.....	52	6.5-4-2401-1X •.....	57
6.3-4-1071X.....	52	6.3-4-1761-1.....	55,56	6.5-4-2441 •.....	57
6.3-4-1071-1X •.....	52	6.3-4-1771-1X.....	56	6.5-4-2451X.....	57
6.3-4-1091-1 •.....	52	6.3-4-1821-1X •.....	55	6.5-4-2471 •.....	56
6.3-4-1101-1X •.....	52	6.3-4-1831-1X •.....	55	6.5-4-2491X •.....	56
6.3-4-1141-1X •.....	52	6.3-4-1861 ▲.....	54	6.5-4-2531X.....	57
6.3-4-1151 •.....	54	6.3-4-1861-1.....	54,55	6.5-4-2541.....	59
6.3-4-1151-1 •.....	54	6.3-4-1881 ▲.....	55	6.5-4-2541-1.....	59
6.3-4-1161X.....	54	6.3-4-1881-1 ▲.....	55	6.5-4-2551X.....	57
6.3-4-1161-1X.....	54	6.3-4-1891X.....	55	6.5-4-2561.....	59
6.3-4-1171 •.....	52	6.3-4-1891-1X •.....	55	6.5-4-2561-1.....	59
6.3-4-1191-1 •.....	56	6.3-4-03555-1X.....	54	6.5-4-2581.....	58
6.3-4-1201-1.....	55	6.3-4-04767X.....	53	6.5-4-2581-1.....	58
6.3-4-1251 •.....	55	6.3-4-5221X.....	53	6.5-4-2601X •.....	60
6.3-4-1251-1.....	55	6.3-4-5221-1X.....	53	6.5-4-2621.....	61
6.3-4-1261X •.....	52	6.3-4-05582-1.....	55	6.5-4-2621-1 ▲.....	61
6.3-4-1271-1X •.....	53	6.3-4-08440-1X •.....	55	6.5-4-2681.....	61
6.3-4-1281X.....	53	6.3-4-08441-1X.....	55	6.5-4-2701.....	58
6.3-4-1281-1X.....	53	6.3-4-08454X.....	54	6.5-4-2701-1 •.....	58
6.3-4-1321 ▲.....	52	6.3-4-08455-1X.....	54	6.5-4-2711X.....	58
6.3-4-1321-1 •.....	52	6.5-4-1891.....	57	6.5-4-2711-1X.....	58
6.3-4-1331X.....	52	6.5-4-1891-1.....	57	6.5-4-2781 •.....	56
6.3-4-1331-1X.....	52	6.5-4-1901.....	60	6.5-4-2781-1 ▲.....	56
6.3-4-1341-1X •.....	51	6.5-4-1901-1.....	60	6.5-4-2821.....	56
6.3-4-1391X.....	53	6.5-4-1911 •.....	57	6.5-4-2831X.....	57
6.3-4-1391-1X.....	53	6.5-4-1921 •.....	56	6.5-4-2911.....	56
6.3-4-1401X.....	54	6.5-4-1941 •.....	60	6.5-4-2921.....	59
6.3-4-1401-1X.....	54	6.5-4-1971.....	57	6.5-4-2931X.....	60
6.3-4-1411.....	53	6.5-4-1971-1.....	57	6.5-4-2961.....	56
6.3-4-1411-1 •.....	53	6.5-4-1991.....	59	6.5-4-3011.....	57
6.3-4-1421.....	53	6.5-4-1991-1 •.....	59	6.5-4-3021.....	60
6.3-4-1421-1.....	53	6.5-4-2001 •.....	56	6.5-4-3021-1.....	60
6.3-4-1481X.....	53	6.5-4-2011.....	60	6.5-4-3081 •.....	61
6.3-4-1481-1X.....	53	6.5-4-2021.....	57	6.5-4-3161 •.....	58
6.3-4-1491-1 ▲.....	51	6.5-4-2051 •.....	56	6.5-4-3201 •.....	58
6.3-4-1501-1X •.....	51	6.5-4-2101 •.....	59	6.5-4-3201-1.....	58
6.3-4-1511-1.....	52	6.5-4-2101-1.....	59	6.5-4-3221X.....	58
6.3-4-1521-1X.....	52	6.5-4-2131.....	57	6.5-4-3221-1X.....	58
6.3-4-1531-1 ▲.....	53	6.5-4-2131-1.....	57	6.5-4-3251.....	58
6.3-4-1541-1X.....	53	6.5-4-2141.....	57	6.5-4-3251-1.....	58
6.3-4-1551-1 •.....	53	6.5-4-2141-1 ▲.....	57	6.5-4-3261.....	56
6.3-4-1561-1X.....	53	6.5-4-2151 •.....	59	6.5-4-3261-1.....	56

• Part is discontinued

■ Part is available until supply is exhausted

▲ Not sold separately

6.5-4-3281X.....	57	6.5-4-3921X.....	59	6.5-4-4611-1X.....	59
6.5-4-3281-1X.....	57	6.5-4-3921-1X.....	59	6.5-4-4621X •.....	57
6.5-4-3361.....	60	6.5-4-3931.....	57	6.5-4-4631.....	61
6.5-4-3361-1.....	60	6.5-4-3941-1.....	61	6.5-4-4631-1.....	61
6.5-4-3371.....	56	6.5-4-3951.....	61	6.5-4-4651-1 •.....	57
6.5-4-3371-1.....	56	6.5-4-4001X •.....	58	6.5-4-4661-1X.....	57
6.5-4-3381X.....	56	6.5-4-4001-1X •.....	58	6.5-4-4721-1X.....	58
6.5-4-3381-1X.....	56	6.5-4-4011X.....	58	6.5-4-04768X.....	58
6.5-4-3441.....	58	6.5-4-4011-1X.....	58	6.5-4-4961-1.....	61
6.5-4-3441-1.....	58	6.5-4-4081-1 •.....	57	6.5-4-4971-1X.....	61
6.5-4-3451 •.....	59	6.5-4-4091-1X •.....	57	6.5-4-4981 •.....	61
6.5-4-3451-1.....	59	6.5-4-4191-1X •.....	56	6.5-4-4991X.....	61
6.5-4-3461 •.....	60	6.5-4-4211-1 •.....	58	6.5-4-5091 ▲.....	59
6.5-4-3461-1 •.....	60	6.5-4-4221-1X •.....	57	6.5-4-5091-1 •.....	59
6.5-4-3491 •.....	60	6.5-4-4231.....	57	6.5-4-5101.....	59,60
6.5-4-3491-1.....	60	6.5-4-4231-1 •.....	57	6.5-4-5101-1.....	60
6.5-4-3501X.....	60	6.5-4-4241X •.....	57	6.5-4-5111X.....	58
6.5-4-3501-1X.....	60	6.5-4-4241-1X.....	57	6.5-4-5111-1X.....	59
6.5-4-3541X.....	60	6.5-4-4251X.....	57	6.5-4-5121 ▲.....	60
6.5-4-3541-1X.....	60	6.5-4-4261-1X •.....	59	6.5-4-5121-1 ▲.....	60
6.5-4-3551X.....	59	6.5-4-4271X.....	58	6.5-4-5131X.....	60
6.5-4-3551-1X.....	59	6.5-4-4271-1X.....	58	6.5-4-5131-1X.....	60
6.5-4-03556-1X.....	59	6.5-4-4281X.....	56	6.5-4-05400-1X.....	61
6.5-4-3561X.....	60	6.5-4-4281-1X.....	56	6.5-4-05680-1.....	61
6.5-4-3561-1X.....	60	6.5-4-4291X.....	59	6.5-4-08442X.....	60
6.5-4-3571X.....	56	6.5-4-4291-1X.....	59	6.5-4-08443-1X.....	60
6.5-4-3571-1X •.....	56	6.5-4-4311.....	57	6.5-4-08456X.....	59
6.5-4-3581X.....	58	6.5-4-4311-1.....	57	6.5-4-08457-1X.....	59
6.5-4-3581-1X.....	58	6.5-4-4321 •.....	57	8-4-791 •.....	61
6.5-4-3591-1.....	58	6.5-4-4321-1 •.....	57	8-4-851.....	66
6.5-4-3611 ▲.....	59	6.5-4-4341.....	61	8-4-1061.....	66
6.5-4-3611-1 •.....	59	6.5-4-4351X.....	57	8-4-1141 •.....	66
6.5-4-3621X •.....	59	6.5-4-4351-1X.....	57	8-4-1151X.....	66
6.5-4-3621-1X.....	59	6.5-4-4401X.....	61	8-4-1161X.....	66
6.5-4-3631 ▲.....	58	6.5-4-4401-1X.....	61	8-4-1231 •.....	61
6.5-4-3641X.....	58	6.5-4-4411-1.....	58	8-4-1241 •.....	61
6.5-4-3651X.....	58	6.5-4-4421-1X.....	58	8-4-1321 ▲.....	61
6.5-4-3681 •.....	57	6.5-4-4431-1 ▲.....	58	8-4-1341 ▲.....	61
6.5-4-3681-1 ▲.....	57	6.5-4-4441-1X.....	58	8-4-1351X.....	61
6.5-4-3691X.....	57	6.5-4-4451-1.....	57	8-4-1381X.....	61
6.5-4-3691-1X •.....	57	6.5-4-4461-1X.....	57	9-4-301 ▲.....	61
6.5-4-3711X.....	59	6.5-4-4471-1 •.....	58	9-4-311X •.....	61
6.5-4-3711-1X.....	59	6.5-4-4481-1X.....	58	10-4-11.....	15
6.5-4-3721 ▲.....	58	6.5-4-4491-1.....	61	10-4-12.....	73
6.5-4-3721-1 ■.....	58,59	6.5-4-4511-1X.....	59	10-4-13.....	68
6.5-4-3731X.....	58	6.5-4-4521.....	61	10-4-21.....	15
6.5-4-3731-1X.....	59	6.5-4-4521-1.....	61	10-4-22.....	73
6.5-4-3801-1.....	60	6.5-4-4541 ▲.....	60	10-4-23.....	68
6.5-4-3821-1.....	60	6.5-4-4551X.....	60	10-4-31.....	15
6.5-4-3841-1 ▲.....	56	6.5-4-4571X.....	57	10-4-32.....	73
6.5-4-3851-1X.....	56	6.5-4-4571-1X.....	57	10-4-33•.....	68
6.5-4-3861-1 ▲.....	56	6.5-4-4591-1X.....	57	10-4-42•.....	73
6.5-4-3881-1X.....	56	6.5-4-4601X •.....	57	10-4-43.....	68
6.5-4-3911 •.....	59	6.5-4-4601-1X •.....	57	10-4-52.....	73
6.5-4-3911-1.....	59	6.5-4-4611X.....	59	10-4-53.....	68

• Part is discontinued

■ Part is available until supply is exhausted

▲ Not sold separately

10-4-62.....	73	10-4-901SX.....	74	90-4-111-1.....	3
10-4-63.....	68	10-4-911SX.....	74	90-4-151-1X.....	4
10-4-73.....	68	10-4-931SX.....	74	90-4-161-1 •.....	4
10-4-82.....	73	10-4-941SX.....	74	90-4-171-1X •.....	4
10-4-83.....	68	10-4-951SX.....	75	90-4-181-1 •.....	3
10-4-92.....	73	10-4-961SX.....	75	90-4-191-1X.....	3
10-4-93.....	68	10-4-971SX.....	75	90-4-201-1 ▲.....	3
10-4-101.....	15	10-4-991SX•.....	75	90-4-211-1X •.....	3
10-4-103.....	69	10-4-1001SX.....	74	90-4-241-1.....	4
10-4-113.....	69	10-4-1061SX.....	74	90-4-251-1X.....	4
10-4-121SX.....	75	10-4-1083SX.....	76	90-4-281-1 •.....	4
10-4-123.....	69	10-4-1131SX.....	75	90-4-311-1.....	3
10-4-133.....	68	10-4-1181SX•.....	74	90-4-321-1X.....	3
10-4-143.....	69	10-4-1183SX.....	76	90-4-331-1 •.....	4
10-4-153.....	69	10-4-1201SX.....	75	90-4-341-1X.....	4
10-4-163■.....	69	10-4-1241SX•.....	75	90-4-351-1 •.....	4
10-4-183.....	69	10-4-1281SX.....	74	90-4-361-1X.....	4
10-4-193.....	69	10-4-1441M.....	75	90-4-371-1.....	3
10-4-203■.....	68	10-4-1473•.....	69	90-4-381-1.....	3
10-4-213.....	69	10-4-1673SX•.....	76	90-4-391-1.....	3
10-4-223.....	69	55-4-11-1 •.....	2	90-4-401-1 •.....	4
10-4-233•.....	69	55-4-31-1 ▲.....	2	90-4-461-1 ▲.....	3
10-4-282.....	73	55-4-41-1X.....	2	90-4-471-1 ▲.....	4
10-4-293.....	69	55-4-71-1 ▲.....	2	90-4-501-1X.....	3
10-4-303.....	68	55-4-81-1X •.....	2	90-4-521-1 ▲.....	4
10-4-333.....	68	55-4-91-1 ▲.....	2	90-4-531-1X •.....	4
10-4-371SX.....	75	55-4-101-1X.....	2	90-4-541-1 •.....	3
10-4-373.....	68	55-4-111-1.....	2	90-4-551-1X.....	3
10-4-383.....	69	55-4-121-1 ▲.....	2	90-4-561-1 •.....	3
10-4-391SX.....	75	55-4-131-1X.....	2	90-4-571-1X.....	3
10-4-431SX.....	74	55-4-201-1 ▲.....	2	90-4-581-1 •.....	4
10-4-443.....	68	55-4-211-1 ▲.....	2	90-4-591-1X.....	4
10-4-451SX.....	75	55-4-221-1X.....	2	90-4-601-1 •.....	4
10-4-453•.....	68	55-4-01480-1X.....	2	90-4-611-1X.....	4
10-4-461SX.....	75	55-4-03328-1X.....	2	90-4-621-1 ▲.....	4
10-4-481.....	15	55-4-03813-1X.....	2	90-4-631-1X.....	4
10-4-491SX.....	74	70-4-11-1.....	2	90-4-691-1X.....	4
10-4-501SX.....	74	70-4-51-1 ▲.....	2	90-4-711-1.....	3
10-4-551SX.....	74	70-4-61-1X •.....	2	90-4-751-1 •.....	3
10-4-561SX.....	75	70-4-101-1 ▲.....	3	90-4-761-1X.....	3
10-4-573.....	68	70-4-111-1X.....	3	90-4-791-1.....	4
10-4-601SX.....	75	70-4-141-1 ▲.....	3	90-4-05379-1X.....	4
10-4-611SX.....	74	70-4-151-1X.....	3	100-4-891-1.....	4
10-4-621SX.....	74	70-4-161-1 ▲.....	2	100-4-901-1X.....	4
10-4-631SX.....	74	70-4-171-1X •.....	2	100-4-911-1 ▲.....	4
10-4-641.....	15	70-4-181-1 ▲.....	2	100-4-921-1X.....	4
10-4-661SX.....	75	70-4-191-1X.....	2	100-4-931-1.....	5
10-4-693•.....	68	70-4-261-1 ▲.....	2	100-4-951-1 ▲.....	5
10-4-713•.....	68	70-4-271-1X •.....	2	100-4-961-1X.....	5
10-4-731SX.....	75	70-4-01789-1X.....	2	100-4-1011-1 ▲.....	5
10-4-741SX.....	75	70-4-03330-1X.....	3	100-4-1021-1X.....	5
10-4-821SX.....	74	70-4-06977X.....	3	100-4-1051-1 ▲.....	5
10-4-841SX.....	74	90-4-11-1.....	3	100-4-1061-1X.....	5
10-4-851SX.....	75	90-4-21-1.....	3	100-4-1071-1 ▲.....	5
10-4-871SX.....	74	90-4-71-1.....	3	100-4-1081-1X.....	5

• Part is discontinued

■ Part is available until supply is exhausted

▲ Not sold separately

100-4-1321-1 ▲	5	140-4-751-1	7	170-4-281-1X	8
100-4-1331-1X	5	140-4-761-1	6	170-4-291-1 •	10
100-4-1341-1 ▲	5	140-4-771-1	7	170-4-301-1X	10
100-4-1351-1X	5	140-4-881-1	7	170-4-311-1 ▲	9
100-4-1361-1	5	140-4-891-1	5	170-4-321-1X	9
100-4-1371-1X	5	140-4-901-1 ▲	5	170-4-331-1 •	9
100-4-1381-1X	4	140-4-911-1X •	5	170-4-341-1X	9
100-4-1431-1X	4	140-4-921-1 ▲	6	170-4-351-1 ▲	9
100-4-1441-1 ▲	5	140-4-931-1X •	6	170-4-361-1X	9
100-4-1451-1X	5	140-4-1011-1	7	170-4-371-1 ▲	9
100-4-1461-1 ▲	5	140-4-1021-1	5	170-4-381-1X	9
100-4-1471-1X	5	140-4-1091-1 ▲	6	170-4-411-1 ▲	10
100-4-02875-1X	5	140-4-1101-1X •	6	170-4-421-1X	10
100-4-06608-1X	5	140-4-1111-1 ▲	7	170-4-451-1 •	9
100-4-07842-1	5	140-4-1121-1X	7	170-4-461-1X	9
100-4-09671	4	140-4-1131-1 •	5	170-4-471-1 •	10
140-4-11-1	6	140-4-1151-1 ▲	6	170-4-481-1X	10
140-4-41-1 •	7	140-4-1161-1X	6	170-4-491-1 •	11
140-4-51-1X	7	140-4-1191-1 ▲	7	170-4-501-1X	11
140-4-61-1 ▲	7	140-4-1201-1X	7	170-4-511-1	11
140-4-71-1X	7	140-4-1231-1 •	6	170-4-521-1X	11
140-4-81-1 ▲	7	140-4-1261-1 ▲	7	170-4-531-1 •	11
140-4-91-1X	7	140-4-1271-1X	7	170-4-541-1	7
140-4-111-1	5	140-4-1391-1 ▲	6	170-4-561-1	11
140-4-141-1 ▲	7	140-4-1401-1X	6	170-4-571-1 •	9
140-4-151-1X •	7	140-4-1421-1 •	6	170-4-581-1X	9
140-4-181-1 •	5	140-4-1431-1X •	6	170-4-591-1X	9
140-4-201-1	7	140-4-1601-1 ▲	6	170-4-601-1 ▲	9
140-4-211-1 ▲	6	140-4-1611-1X	6	170-4-611-1X	9
140-4-231-1X	6	140-4-1631-1 ▲	6	170-4-621-1 ▲	7
140-4-241-1X	6	140-4-1641-1X	6	170-4-631-1 •	7
140-4-251-1	5	140-4-1771-1X	6	170-4-641-1	7,8
140-4-261-1X	5	140-4-02879-1X	6	170-4-651-1X	7
140-4-271-1 ▲	7	140-4-03557-1X	7	170-4-661-1 •	8
140-4-291-1X	7	140-4-07494X	6	170-4-671-1X	8
140-4-301-1	7	170-4-21-1 ▲	9	170-4-681-1X	8
140-4-311-1X	7	170-4-31-1X	9	170-4-691-1X	8
140-4-321-1 ▲	6	170-4-91-1 ▲	9	170-4-701-1X	7
140-4-331-1X	6	170-4-101-1X •	9	170-4-711-1 •	10
140-4-361-1	6	170-4-111-1 •	7	170-4-721-1X	10
140-4-371-1X	6	170-4-121-1X •	7	170-4-731-1 ▲	10
140-4-381-1 ▲	7	170-4-131-1 ▲	7	170-4-741-1X	10
140-4-391-1X	7	170-4-141-1X	7	170-4-771-1	7
140-4-421-1 ▲	6	170-4-151-1 ▲	8	170-4-781-1 ▲	9
140-4-431-1X	6	170-4-161-1X •	8	170-4-791-1X •	9
140-4-441-1 ▲	7	170-4-171-1 ▲	8	170-4-801-1 •	8
140-4-451-1X	7	170-4-181-1X •	8	170-4-811-1X	8
140-4-461-1	5	170-4-191-1 •	9	170-4-821-1	8
140-4-471-1X •	5	170-4-201-1X	9	170-4-831-1	8
140-4-491-1 ▲	6	170-4-211-1 •	8	170-4-841-1 •	8
140-4-501-1X	6	170-4-221-1X	8	170-4-851-1X	8
140-4-551-1 ▲	6	170-4-231-1 •	8	170-4-861-1X	8
140-4-561-1X	6	170-4-241-1X	8	170-4-891-1 ▲	8
140-4-731-1 ▲	5	170-4-251-1 •	8	170-4-901-1X	8
140-4-741-1X	5	170-4-261-1X	8	170-4-921-1	7

● Part is discontinued

■ Part is available until supply is exhausted

▲ Not sold separately

170-4-951-1 •	8	170-4-03558-1X	10	250-4-621-1X	12
170-4-961-1X	8	170-4-03559-1X	10	250-4-641-1	12
170-4-1011-1 ▲	9	170-4-08444-1X	11	250-4-651-1X	12
170-4-1021-1X •	9	170-4-08448-1X	9	250-4-681-1	12
170-4-1031-1	9	170-4-08451-1X	10	250-4-691-1X •	12
170-4-1041-1X	9	170-4-08458-1X	10	250-4-701-1	12
170-4-1061-1 •	9	170-4-08461-1X	11	250-4-711-1X	12
170-4-1081-1	9	170-4-08577-1X	8	250-4-751-1 •	13
170-4-1091-1	11	170-4-08578-1X	8	250-4-761-1X	13
170-4-1101-1	11	170-4-09705-1X	7	250-4-771-1 ▲	12
170-4-1111-1X	11	170-4-10002594-1X	9	250-4-781-1X •	12
170-4-1141-1 •	11	170-4-10002595-1X	9	250-4-791-1 ▲	12
170-4-1161-1	11	250-4-21-1	12	250-4-801-1X	12
170-4-1171-1 ▲	10	250-4-31-1 ▲	12	250-4-811-1	12
170-4-1191-1X	10	250-4-41-1X	12	250-4-901-1	13
170-4-1211-1 •	9	250-4-51-1 ▲	12	250-4-911-1	13
170-4-1221-1X	9	250-4-61-1X	12	250-4-921-1	13
170-4-1251-1	7	250-4-71-1 •	12	250-4-941-1	13
170-4-1261-1X	7	250-4-81-1X	12	250-4-951-1X	13
170-4-1271-1	10	250-4-91-1	12	250-4-1021-1 ▲	13
170-4-1281-1 •	10	250-4-101-1X	12	250-4-1031-1	13
170-4-1291-1X	10	250-4-131-1 ▲	11	250-4-1041-1X	12
170-4-1301-1 •	9	250-4-141-1X	11	250-4-1051-1 ▲	13
170-4-1311-1X	9	250-4-151-1 ▲	12	250-4-1061-1X	13
170-4-1341-1 •	10	250-4-161-1X	12	250-4-1121-1 ▲	11
170-4-1351-1X	10	250-4-191-1 •	12	250-4-1141-1 ▲	12
170-4-1441-1	9	250-4-201-1X	12	250-4-1281-1X	12
170-4-1621-1 ▲	8	250-4-211-1 ▲	13	250-4-1291-1X	13
170-4-1631-1X	8	250-4-221-1X	13	250-4-1301-1X	13
170-4-1641-1 ▲	8	250-4-231-1 •	13	250-4-1311-1X	12
170-4-1651-1X •	8	250-4-241-1X	13	250-4-02597-1X	11
170-4-1661-1 ▲	9	250-4-251-1 •	13	250-4-03560-1X	12
170-4-1671-1X	9	250-4-271-1	13	250-4-08445-1X	13
170-4-1681-1	10	250-4-281-1 •	12	250-4-08459-1X	13
170-4-1711-1	11	250-4-291-1X	12	250-4-134705-1X	13
170-4-1731-1	11	250-4-301-1X	12	250-4-10002596-1X	11
170-4-1741-1	9	250-4-311-1 •	11	350-4-11-1	14
170-4-1751-1X	7	250-4-321-1X	11	350-4-21-1 ▲	14
170-4-1861-1X	9	250-4-341-1 •	12	350-4-31-1X	14
170-4-1891-1 •	10	250-4-351-1X	12	350-4-41-1	14
170-4-1901-1 ▲	9	250-4-361-1 •	12	350-4-61-1X	14
170-4-1911-1 ▲	10	250-4-371-1X •	12	350-4-101-1 ▲	14
170-4-1921-1 ▲	11	250-4-381-1 •	11	350-4-111-1X	14
170-4-1931-1X	11	250-4-391-1X	11	350-4-121-1	14
170-4-1951-1 ▲	7	250-4-411-1 ▲	11	350-4-201-1X	14
170-4-1961-1X	7	250-4-421-1X •	11	128594HX	63
170-4-1971-1	7	250-4-471-1 •	12	131433K	10
170-4-1991-1X •	8	250-4-501-1 •	13	131434K	10
170-4-2011-1X	9	250-4-511-1 •	13	131435K	13
170-4-2021-1X	10	250-4-521-1X	13	131437K	49
170-4-2031-1X	10	250-4-531-1 ▲	12	131438K	49
170-4-02590-1X	8	250-4-541-1X	12	131439K	49
170-4-02591-1X	8	250-4-551-1	13	131440K	54
170-4-02594-1X	9	250-4-561-1	12	131441K	54
170-4-02595-1X	9	250-4-601-1 ▲	12	131442K	49

• Part is discontinued

■ Part is available until supply is exhausted

▲ Not sold separately

131443K.....	59	5003553.....	48	5008446.....	44
131444K.....	59	5003555.....	54	5008447.....	44
131446K.....	13	5003556.....	58	5008447.....	45
131447K.....	60	5003557.....	7	5008448.....	9
131448K.....	59	5003558.....	10	5008449.....	49
131449K.....	44	5003559.....	10	5008449.....	50
131450K.....	44	5003560.....	12	5008450.....	49
131451K.....	9	5003634.....	66	5008450.....	50
131482K •.....	55	5003812 ▲.....	2	5008451.....	10
131518K.....	55	5003813.....	2	5008452.....	49
131519K.....	50	5003950.....	20	5008453.....	49
131520K.....	55	5003952.....	19	5008454.....	54
131530K.....	50	5003954.....	20	5008455.....	54
132863K.....	11	5004159.....	38	5008455.....	55
132931K.....	11	5004237 ▲.....	31	5008456.....	59
5001036 ▲.....	4	5004238.....	31	5008457.....	59
5001037.....	6	5004358.....	38	5008458.....	10
5001040.....	38	5004767.....	53	5008459.....	13
5001041.....	45	5004772 ▲.....	65,66	5008461.....	11
5001046.....	4	5004773.....	66	5008477.....	13
5001047.....	6	5004785 •.....	25	5008577.....	8
5001050.....	38	5005217 ▲.....	11	5008578.....	8
5001051.....	45	5005379.....	4	5009671.....	4
5001480.....	2	5005399 ▲.....	61	5009697 ▲.....	9
5001692 ▲.....	50	5005400.....	61	5009699 ▲.....	11
5001693.....	50	5005579 ▲.....	50	5009705.....	7
5001694 ▲.....	5	5005580 •.....	50	5009758.....	25
5001766 •.....	8	5005581 ▲.....	55	5011489.....	47
5001768 •.....	8	5005582.....	55	5011802.....	70
5001778 ▲.....	5	5005680.....	61	5018183.....	27
5001781 •.....	2	5005681.....	13	10002591.....	8
5001782 ▲.....	3	5006147.....	21	634040045.....	62
5001789.....	2	5006148.....	21	640040007.....	65
5002008.....	19	5006607 ▲.....	5	640440000.....	62
5002009.....	19	5006608.....	5	640440009.....	62
5002012 ▲.....	20	5006714 ▲.....	11	640480013.....	64
5002013 ▲.....	19	5006976.....	29	644280009.....	65
5002015 ▲.....	20	5006977.....	3	4C-4-11 •.....	62
5002687 ▲.....	61	5007193 ▲.....	45	4C-4-21 •.....	62
5002688 •.....	61	5007493 ▲.....	6	4C-4-31.....	62
5002872 ▲.....	37	5007494.....	6	4C-4-41.....	62
5002873.....	37	5007597 ▲.....	52	4C-4-51.....	62
5002874 ▲.....	5	5007599 ▲.....	6	5C-4-41.....	62
5002875.....	5	5007600 ▲.....	6	5C-4-51.....	62
5002876.....	45	5007841.....	65	5C-4-61.....	62
5002877.....	45	5007842.....	5	5C-4-91.....	62
5002878 ▲.....	6	5008270 ▲.....	38	5C-4-101.....	62
5002879.....	6	5008438.....	50	5C-4-111.....	62
5003085.....	5	5008439.....	50	5C-4-71M.....	62
5003087.....	5	5008440.....	55	6C-4-11.....	63
5003327 ▲.....	2	5008441.....	55	6C-4-31.....	62
5003328.....	2	5008442.....	59	6C-4-41 •.....	63
5003329 ▲.....	3	5008443.....	60	6C-4-61.....	62
5003330.....	3	5008444.....	11	6C-4-71.....	63
5003491.....	23	5008445.....	13	6C-4-81.....	63

• Part is discontinued

■ Part is available until supply is exhausted

▲ Not sold separately



6C-4-91.....	63	8.5C-4-141M.....	66
6C-4-101.....	63	8C-4-51.....	66
6C-4-111.....	63	8C-4-101.....	66
6C-4-131.....	63	8C-4-121.....	66
6C-4-141.....	63	8C-4-151.....	66
6C-4-151.....	63	9C-4-21.....	66
6C-4-181 • .....	63	9C-4-41 • .....	66
6C-4-191.....	63	9C-4-81.....	67
6C-4-201.....	63	9C-4-91.....	67
6C-4-251.....	63	9C-4-111.....	67
6C-4-261.....	63	9C-4-141.....	66
6C-4-271.....	63	9C-4-151.....	66
6C-4-161M.....	63	9C-4-211 • .....	67
6C-4-211M.....	63	10C-4-21 • .....	67
7C-4-11.....	64	10C-4-71.....	67
7C-4-31.....	64	10C-4-81.....	67
7C-4-61.....	65	10C-4-91.....	67
7C-4-71.....	64		
7C-4-81 • .....	63		
7C-4-91.....	65		
7C-4-101.....	64		
7C-4-111.....	64		
7C-4-121.....	63		
7C-4-131.....	64		
7C-4-141.....	64		
7C-4-161.....	65		
7C-4-171.....	65		
7C-4-191 • .....	64		
7C-4-201 • .....	64		
7C-4-211.....	63		
7C-4-241 • .....	64		
7C-4-251.....	64		
7C-4-261.....	63		
7C-4-271.....	64		
7C-4-291.....	64		
7C-4-311 • .....	64		
7C-4-321.....	65		
7C-4-351 • .....	64		
7C-4-07841.....	65		
7C-4-151M.....	64		
7C-4-281M.....	64		
7C-4-401M.....	65		
7C-4-41M.....	64		
7C-4-471M • .....	64		
8.5C-4-11.....	66		
8.5C-4-21.....	65		
8.5C-4-31.....	66		
8.5C-4-41.....	65		
8.5C-4-51.....	65		
8.5C-4-61.....	65		
8.5C-4-71.....	65		
8.5C-4-111.....	66		
8.5C-4-191.....	65		
8.5C-4-03634.....	66		
8.5C-4-04773X • .....	66		

• Part is discontinued

■ Part is available until supply is exhausted

▲ Not sold separately