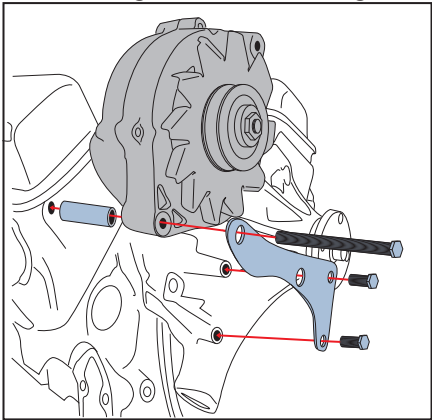


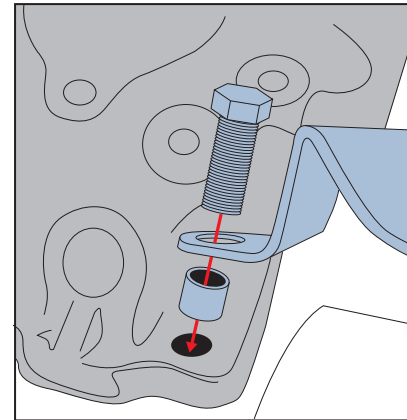
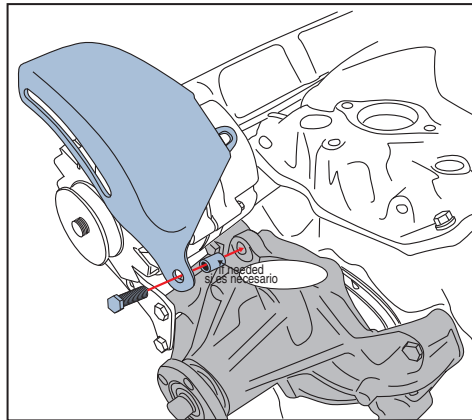
# SPECTRE™

## Spectre Performance

Bolt lower bracket to water pump using short (1") bolts. Next install long bolt (6") by inserting it through the hole in the lower bracket, through the lower alternator bolt hole, through the long spacer (3.25") and threading it into the engine.



Install short (1") bolt through upper bracket into water pump, if needed use the short (.5") spacer but do not tighten. Install the medium length bolt (2.5") through the upper bracket, through the medium spacer (1") and into the manifold bolt hole but do not tighten completely.



Once the belt is installed over the alternator pulley install but do not tighten upper alternator bolt (included with alternator). Tighten all bracket bolts, slide alternator to the location where the correct belt tension is achieved (refer to manufacturers specifications) and tighten the final alternator bolt in place.

