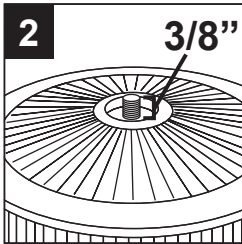
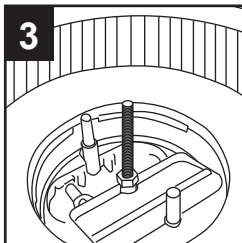


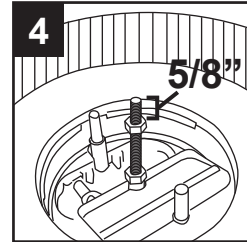
1.) Insert stud into carburetor.



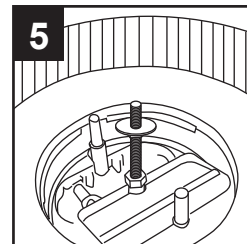
2.) Place *filter* and filter lid\* over the stud and adjust the stud until 3/8" extends above the lid



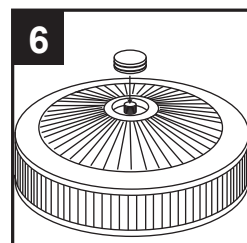
3.) Remove lid and tighten lower jam nut to tighten stud in place.



4.) Install Nylock nut and tighten it down until the stud extends 5/8" over the top of nut.



5.) Place washer over stud on top of Nylock nut.



6.) Install filter and lid over the top of stud\*. Tighten filter nut to hold lid in place.

*\*Be sure lid fits fully seated on filter for accurate measurements. Lid was designed to fit snugly to maintain an airtight seal and may require firm pressure to seat properly.*

**SPECTRE™**

©2010 Spectre Performance