

INSTALLATION & CARE

2009-2019 DODGE RAM LED TAIL LIGHTS INSTALLATION INSTRUCTIONS

BEFORE INSTALLATION:

- If you experience any difficulties that the instructions did not cover, please seek assistance at a local automotive shop.
- Please wear proper protective equipment before you work on any vehicle.
- An assistant is recommended when removing the front bumper from your vehicle.
- Please be cautious when working with the bumper or any parts belonging to the vehicle's body to prevent scratching.
- Do not make direct contact with the halogen bulbs or the wire assembly until the unit has cooled down after use.

TOOLS AND SUPPLIES REQUIRED

1/4" Ratchet	Trim Pad Remover	1/4" Drive T20 Torx Bit
		

PRODUCT NUMBER

LT-RAM09CLED-G2-TM
 LT-RAM09JMLED-G2-TM
 LT-RAM09GLED-G2-TM
 LT-RAM09BBLED-G2-TM
 LT-RAM09RLED-G2-TM




LET'S START THE INSTALLATION



STEP 1

Remove the two T25 bolts




STEP 2

Unseat the tail light housing



STEP 3

Disconnect all the light bulb sockets and uninstall the tail light housing




STEP 4

Remove the brake light bulb from the light socket



STEP 5

Connect the LED connector to the brake light socket



STEP 6

Reinstall all the light sockets to the new tail light housing



STEP 7

Reinstall the new tail light housing



STEP 8

Tighten the two T25 bolts



STEP 9

Please repeat the steps from 1 to 8 for the opposite side



STEP 10

Close the tailgate to complete the installation



INSTALLATION & CARE

2009-2019 DODGE RAM LED TAIL LIGHTS INSTALLATION INSTRUCTIONS

BEFORE INSTALLATION:

- If you experience any difficulties that the instructions did not cover, please seek assistance at a local automotive shop.
- Please wear proper protective equipment before you work on any vehicle.
- An assistant is recommended when removing the front bumper from your vehicle.
- Please be cautious when working with the bumper or any parts belonging to the vehicle's body to prevent scratching.
- Do not make direct contact with the halogen bulbs or the wire assembly until the unit has cooled down after use.

2009-2019 DODGE RAM LED TAIL LIGHTS INSTALLATION INSTRUCTIONS

