



Installation Instructions

C-RES ([Cargo Restraint System](#))

Part # 521035 (92-95 Wrangler)

Part # 561035 (97-06 Wrangler)

Please read instructions entirely before installing this part

NOTE: You will need to have the following to install this part correctly.

1. (YJ) Softtop retaining channels on the side and corners of the body tub.
(OEM or aftermarket will work), Tailgate retaining bar and brackets.
2. (TJ) Tailgate retaining bar and brackets.

Step 1: Remove or fold down, your existing soft top and bow assembly (If equipped)
If you fold down you your top make sure bow assembly is all the way down and top is tucked in per manufacturers instructions.

Step 2: Unfold the C-RES top and lay it our over the rear of the vehicle. (Fig A)

Step 3: Starting on the driver side attach the plastic channel in the top into the front edge of retaining channel the body tub next to the door opening. Then continue down the side and around the rear corners. (Fig B) Repeat on the passenger side.



(Fig A)



(Fig B)

Step 4: Begin fastening the 3 straps along the top around the sport bar. (Fig C) Do not fully tighten at this time.



Installation Instructions


C-RES (Cargo Restraint System)

Part # 521035 (92-95 Wrangler)

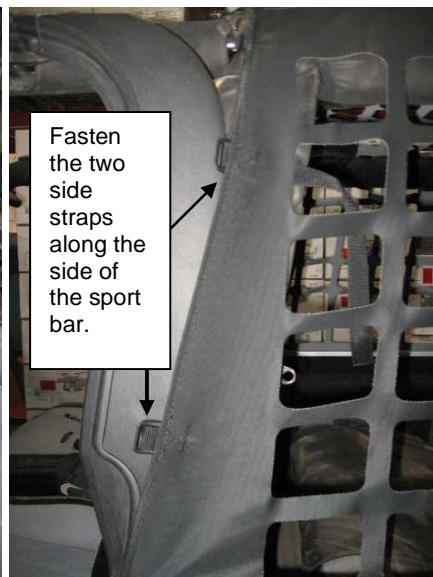
Part # 561035 (97-06 Wrangler)

Step 5: Fasten the two side straps along the side of the sport bar. (Fig D)

Note: If you have a TJ and keep the door surrounds on, simply tuck the bottom buckle under the top. (Fig E) Do not fully tighten at this time.



(Fig C)



(Fig D)



(Fig E)

Step 6: Slide your tail-gate retaining bar into the sewn in extrusion on the back of your top (Fig F) Once all the way on lock the bar into the brackets (Fig G)




Fig F




Fig G



Installation Instructions

C-RES (Cargo Restraint System)

Part # 521035 (92-95 Wrangler)

Part # 561035 (97-06 Wrangler)

Step 7: Now pull the straps around the sport bar securely. Installation is now complete. The C-RES can be used in conjunction with briefs and extended tops. Simply maneuver the straps on the briefs through the holes on the C-RES in the best location.

