



## Installation Instructions

### G.E.A.R. Tailgate Cover

TJ (Part # 56622xx)

07-11 JK (Part # 56623xx)


**NOTE:** Please read instructions entirely before installing this part.

Parts Included	Qty	Parts Included	Qty
G.E.A.R. Tailgate Cover	1	Self-tapping Screw	10


**Step 1:** Position tailgate cover on tailgate in the optimal location. Pull tight and either tape on, or with assistance have someone hold it, then use a scribe to mark holes. (Fig A, B)  
**Note:** On 2011 vehicles you will first need to remove the tailgate support bracket from the tailgate using a #30 torx bit. (Fig E)

**Step 2:** Once all holes are marked set cover to the side and drill the marked holes using a 7/64" drill bit. (Before drilling make sure there are no obstructions) Fig C


**Step 3:** Now install the included screws. (Make sure not to over-tighten) (Fig D)




(Fig A)



(Fig B)



(Fig C)



(Fig D)



## Installation Instructions

G.E.A.R. Tailgate Cover

TJ (Part # 56622xx)

07-11 JK (Part # 56623xx)

**Step 4:** (2011 JK Only) Fold the tailgate support bar bracket back over the GEAR cover and using an Awl tool punch holes through the cover into the OEM holes for the bracket. (Fig F) If you don't have an Awl, you can *carefully* use a sharp blade to make a slit in the cover. Now proceed to align the bracket over the cover and re-install the previously removed bolts. (Fig G)



(Fig E)



(Fig F)



(Fig G)

**Step 5:** After all screws are installed now attach pouches to cover. After determining the best location for the pouch, slide the pouch straps through the webbing in the cover. (Fig H) Now fold the strap back up and place it through the webbing on the back of the pouch. (Fig I) Then slide the pouch strap through the next row of webbing on the cover. (Fig J) Depending on the size of the pouch and length of strap you may go through 2, 3 or more rows of webbing on the cover. Finally secure by fastening snaps together. Installation is now complete.



(Fig H)



(Fig I)



(Fig J)




## Installation Instructions

G.E.A.R. Tailgate Cover

TJ (Part # 56622xx)

07-11 JK (Part # 56623xx)



Compliment your new GEAR tailgate unit with other Smittybilt GEAR products.



Overhead Console



Door Gear Panels



Gear Seat Covers