



SMITTYBILT TECHNICAL UPDATE

APPLICATION 07-15 JK 2 & 4 Door

PART NO. #76896 #76858, #76614

TECHNICAL ISSUE

1. On some vehicles the center of the Gen 2 bumpers (on top) may come into contact with the body tub. (Fig A) or the corners
2. On some vehicles the corners of the Atlas may be too close to the body tub.

CORRECTIVE ACTION

SHORT TERM: Add 1 or 2 of the shims (each Shim is approx 3mm) that would go in between the [bumper](#) and the frame as per needed. (Fig B) and Instruct the installer to open up the mounting holes on each side between .2" and .25" before installation.(Fig C)

There is a part number for the shim kit (76858-02) this comes with 2 shims. We should have inventory by late next week. When inventory has been received an updated Bulletin will go out. **THIS IS NOW IN STOCK**

LONG TERM: Trimming/opening up the backside of the bumper. This will be done on all future Gen2 bumpers being manufactured. (As indicated by blue line in Fig D)

Trimming/opening up corners of the bumper. This will be done on all future Atlas bumpers being manufactured.

EXPECTED CORRECTION TIME

- Corrected. See Corrective Action (above)
- 14 Days 30 Days 60 Days 90 Days

REQUIRES PART NOTE IN I S I S

- YES 30 NO

NOTES:

Copy Image/s Here:



Fig A

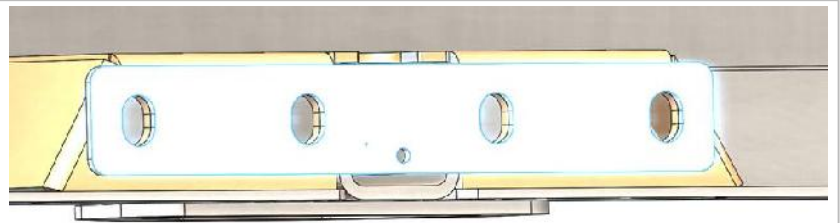


Fig B

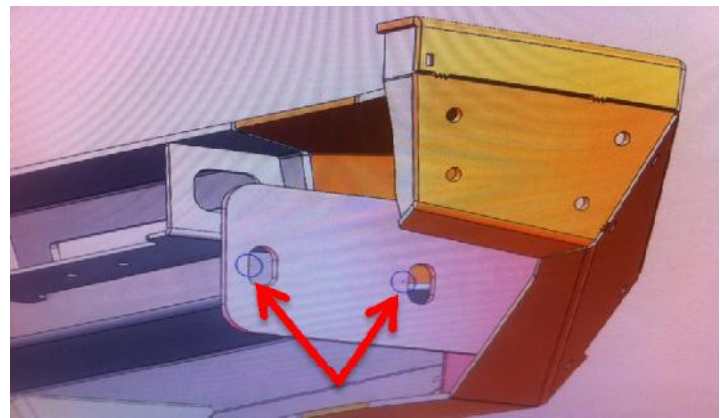


Fig C

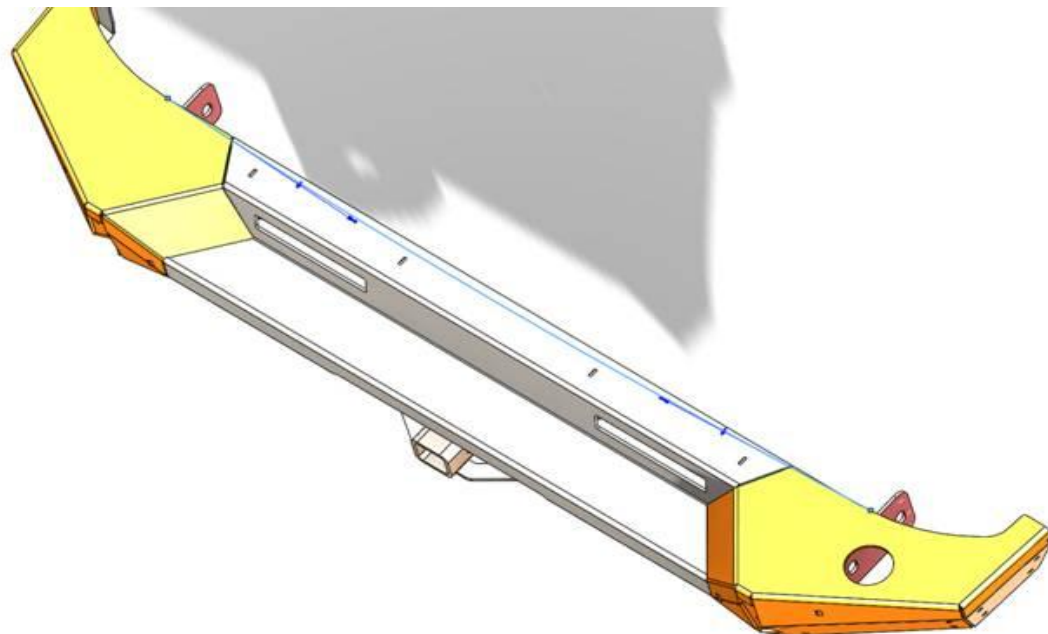


Fig D