



SDC

SIGNAL DYNAMICS CORPORATION

THE ORIGINAL

Back OFF

BRAKE LIGHT MODULE MAKERS!



Brake Light Modules
Headlight Module
LED Lighting
License Plate Frames

PRODUCT CATALOG

13



At Signal Dynamics Corporation, your safety is our #1 priority. For over 23 years we have been manufacturing high quality, made in America products.



The primary idea for the products we manufacture is increasing the visibility of motorcycles to other vehicles. From our original BackOFF brake light modules to our Plug & Play headlight module - LED accent lighting and more... we are dedicated to your safety!



**Be Noticed...
Be Seen...
Be SAFE!**

PLUG & PLAY™ Headlight Module

AND HARNESS ADAPTERS

Our headlight module flashes your headlights during the day. The purpose of this module is to increase your visibility to oncoming traffic.

STEP 1: GET A HEADLIGHT MODULE

*Plug & Play Headlight Module
PN 1015*



STEP 2: CHOOSE AN ADAPTER HARNESS


STEP 3: PLUG & PLAY™

FEATURES

- Our Plug and Play™ headlight module works for ALL motorcycles - simply select one appropriate harness for your bike, then Plug & Play!
- Works along with your horn to add a 3 second flash of your headlight(s) during daytime hours
- You can flash your high or low beam
- Toggle the modulation on or off at any time during daytime hours by switching beams at start-up
- Auto night shut-off, as per DOT regulation, with the photo optic sensor (mounted during installation)
- Fully compliant with all DOT regulations.
- Legal in all 50 US and Canada
- If your high or low beam fails while riding this module will automatically switch to the other beam

SPECIFICATIONS

- Compact - 2 1/4" L x 1 5/8" W x 5/8" H
- Solid State Reliability / 12V DC
- Weather Resistant Heat Sink Case
- 1 Year Manufacturer Warranty




*Dual H4 Harness
PN 1080*



*Dual H7 Harness
PN 1082*



*Single H4 Harness
PN 1083*



*Universal Harness
PN 1084*

BackOFF™

made
in USA



BackOFF™

TM



BackOFF™ Brake Light Module

- This compact, solid-state electronic module converts your ordinary brake light(s) into an attention getting, visual-alerting signal (May not work with LEDs - we recommend our BackOFF XP for LEDs).
- Module causes 3 short flashes, brake lights stay on for 3-4 seconds, then repeats the cycle for as long as the brakes are applied.

**The Original BackOFF™
Brake Light Module
PN 1001**

BackOFF™ Brake Hold Brake Light Module

This Brake Light Module is unique because it detects your speed and automatically turns your brake lights on when you are stopped or stopping, allowing you to keep both feet on the ground and both hands free. Simply install the Brake-Hold Module in line with the wire leading to the brake light (choose 1 of 2 brake flashing modes), connect to a switched power source and ground wire, and tap a wire into your bike's electronic speed sensor.

Mode One: Emit a visual signal of 3 short light flashes, followed by 1 long light flash (3.5 seconds). The signal automatically repeats itself as long as the brake are held.

Mode Two: Emit a visual signal of 5 quick flashes, followed by a steady on light that remains steady as long as the brake are held.

Brake Alert: If the Brake Hold Module is holding your brake lights on for you and you wish to gain the attention of someone behind you, simply press either brake and your brake lights will quickly flash 5 times then return to steady on. This can be used to gain the attention of a quickly approaching vehicle or visibly distracted driver.



**BackOFF™ Brake Hold
Brake Light Module
PN 1020**

Holds your brake lights while you're stopped or stopping ...so you don't have to!

Dual Load Equalizer PN 1008

This module is included with the TriStar and TriStar XP modules, as well as our LED Retro Fit Bullet Light Kits.



Dual Load Equalizer

The Dual-Load Equalizer is designed to fix the problem when you have changed your stock turn signals to LEDs and they flash quickly or not at all.

- Adds load/amperage back into your turn signal system to stabilize the flash pattern.
- Meant for one pair of lights. If you have more than one pair, an additional Dual Load Equalizer may be necessary.
- Solid-state electrical components with weather-proof, soft cell technology to prevent wire damage.

Brake Light Modules

FOR MOTORCYCLES

SDC
SIGNAL DYNAMICS CORPORATION

BackOFF™ WIG-WAG Brake Light Module

This module is meant for motorcycles equipped with dual side-by-side brake lights.

- Recommended for use with only 2 brake lights or a 10 amp maximum capacity.
- Converts your LED or incandescent brake lights into your choice of 2 brake flash patterns.

Mode One: emits 5 alternating quick flashes of the left and right brake lights followed by 4 short flashes of both brake lights. The 4 short flashes automatically repeat as long as the brakes are applied.

Mode Two: emits 5 alerting quick flashes of the left and right brake lights followed by 4 short flashes of both brake lights in unison. Your brake lights will remain steady on after this sequence as long as the brakes are applied.

BackOFF XP™ Brake Light Module

This module converts your LED or standard incandescent brake lights into your choice of 2 attention getting, visual-alerting signals when you apply your brakes.

- Max 10 amp limit or up to 3 standard bulbs.

Mode One: emits 3 short flashes followed by one long flash (3.5 seconds); Repeats as long as brakes are applied.

Mode Two: emits 5 short flashes followed by a steady on brakes; Brakes remain on until released.


Heads UP™ Voltage Monitor

This voltage monitor has a micro processor that monitors the output of the system you choose with a simple 2 wire installation. So you know whether your voltage is normal or abnormal - additionally, you will be notified of serious fault conditions by an attention-getting flash of the LED.

- For 12VDC systems only.
- Single Multi-Color LED visual indicator (Red / Green / Amber) to mount on dash.
- Auto-dimming LED - reducing night-time glare while riding.
- Voltage Range: 6 to 17 VDC - Accuracy within 200 milli-volts.



**BackOFF™ WIG-WAG
Brake Light Module
PN 1009**



**BackOFF XP™
Brake Light Module
PN 1004**



**Heads UP™ Voltage Monitor
PN 1050**

Voltage Table:

Flashing Green - Voltage Above 15.2v - This prolonged over-voltage condition can destroy batteries, especially gel-cells.
Steady Green - 12.9 - 15.1v
Steady Amber - 12.7 - 12.9v
Steady Red - 12.1 - 12.6v
Flashing Red - Below 12 VDC - During this condition, if the engine is running, do not shut down until service can be provided. Restart of engine is unlikely.

BackOFF



**MATCHING MOUNTING HARDWARE
KITS ALSO AVAILABLE!**



License Plate Frames

These high intensity LED license plate frames are designed to give greater visibility and conspicuity to your motorcycle. They have been engineered to function in both high and low intensity brightness for a multitude of applications. Because many motorcycles have only one brake/running light bulb, these units can easily be used as additional brake and running lights, providing you a greater degree of safety. Mount these beautifully crafted LED license plate frames and give your bike an excellent finished appearance.

FEATURES

- Marine grade chrome or black powder coat
- Single, dual, or quad LED light bars
- Dual and single frames with integrated turn signals
- Standard size will fit all 50 United States

Single Bar LED License Plate Frame

PN 2001 - Standard Chrome / Red Lens

PN 2003 - Standard Black / Red Lens

PN 2201 - Standard Chrome / Clear Lens

PN 2203 - Standard Black / Clear Lens

Single Bar LED 'Twisted' License Plate Frame

PN 2002 - Custom 'Twisted' Chrome / Red Lens

PN 2202 - Custom 'Twisted' Chrome / Clear Lens

Single Bar LED License Plate Frame w/ Turn Signals

PN 2601 - Standard Chrome / Clear Lens with Turn Signals

PN 2602 - Twisted Chrome / Clear Lens with Turn Signals

PN 2603 - Standard Black / Clear Lens with Turn Signals

Dual Bar LED License Plate Frame

PN 2028 - Dual Standard Chrome / Red Lens

PN 2029 - Dual Standard Black / Red Lens

PN 2228 - Dual Standard Chrome / Clear Lens

PN 2229 - Dual Standard Black / Clear Lens

Dual Bar LED License Plate Frame w/ Turn Signals

PN 2628 - Dual Chrome / Clear Lens with Turn Signals

PN 2629 - Dual Black / Clear Lens with Turn Signals

Quad Bar LED License Plate Frame

PN 2026 - Quad Chrome / (4) Red Lens

PN 2030 - Quad Black / (2) Red (2) Amber Lens

CXS Standard License Plate Frame

PN 6001 - Standard Chrome

PN 6003 - Standard Black

License Plate Frame Mounting Hardware Kits

PN 4001 - Chrome Button Hardware with Acorn Nuts

PN 4002 - Chrome Flathead Hardware

PN 4003 - Black Powder Coat Flathead Hardware



NEW AYN IS... ALL YOU NEED!

SDC
SIGNAL DYNAMICS CORPORATION



Improve the appearance of your motorcycle, car, truck, or SUV with our AYN License Plate Frames! AYN stands for All You Need, and we wouldn't lie to you... the AYN is All you really need for the back of your vehicle! When adding the AYN frame and AYN module you will benefit from BackOFF brake light functionality and you will immediately increase your rear end visibility and reduce your risk of rear end collisions.



FRAME FEATURES

- Ultra-bright surface mount LEDs (2x brighter than other frames available)
- Dual intensity LED brake & running lights
- 12 volts DC and only draws half an amp
- Durable marine grade chrome or glossy black powder coat finish available

SMART MODULE FEATURES

- 4 different brake light pattern choices:
 - Mode A - Wig-Wag to BackOFF
 - Mode B - Wig-Wag to Steady
 - Mode C - Steady On Brakes
 - Mode D - Continuous Wig-Wag
- Sequential flashing turn signals
- Hazard flasher mode for emergencies
- 'Night rider' mode for stationary events

INSTALLATION

- Orange - 12V fused power
- Yellow - yellow on module
- Black - black (ground)
- Blue - running light (switched power)
- Red - brake light
- Brown - right rear turn signal
- Violet - left rear turn signal

Motorcycle AYN License Plate Frame & AYN Smart Module

- Built-in white LED license plate lights
- Flush mount scratch resistant lens
- Custom forged zinc frame
- 4 Rear mount stud screws included

Marine Grade Chrome Finish
PN 2722

High Gloss Black Powder Coat
PN 2723



Automotive AYN 'LOGO' License Plate Frame Combo

1"x10" of space to personalize the bottom of your frame. You can add a 'LOGO' sticker or vinyl decal and showcase your favorite team, military branch, slogan, etc... the possibilities are endless!

High Gloss Black Powder Coat
PN 2724

Marine Grade Chrome Finish
PN 2721

WATCH
INSTALLATION
VIDEOS



**GREAT FOR
CLASSIC CARS,
RESTORATIONS,
AND GROUND
UP BUILDS!**



**Self-Canceling
Turn Signal Module**



Penta Star



Penta Star XP



(Tri-Star module includes a Dual Load Equalizer)

Turn Signal Modules



Was your vehicle manufactured before turn signals were a standard requirement?

Make your pre-turn signal vehicle street legal with one of our three self-canceling turn signal modules. These modules are designed for vehicles that are not equipped with self-canceling turn signals and intended for use with two normally open momentary turn signal switches. If you are installing this on a vehicle that already has flasher relays they are not necessary and will have to be removed in order for this product to properly function.

Self-Canceling Turn Signal Module | PN 1501 |

FEATURES

- 3 Self-Canceling turn signal timing modes:
 - Press your turn signal button for 1 second and that turn signal light will flash for 7 seconds, then self-cancel
 - Press for 2 seconds and it will flash for 20 seconds, then self-cancel
 - Press for 4 seconds and it will flash for 75 seconds, then self-cancel
 - Press the same button a second time at any time to manually cancel
- To activate the hazard flashers:
 - press both buttons at once - To disengage, press both buttons again (hazard lights will flash until disengaged meaning they do not self-cancel)
- Non-load dependent flash duration - whether using LED or incandescent
- Dependable solid state electronic components

SPECIFICATIONS

- 12 Volt DC(-) ground
- 100% waterproof
- Max load capacity: 10 amps per output
- Dimensions: 2 1/4" L x 1 5/8" W x 5/8" H

Turn Signal Modules with Additional Features...

(The Penta Star Modules have all of the features of the Self-Canceling Turn Signal Module)

Penta Star | PN 1007 |

Adds Brake Lights - Applying the brakes will cause the rear turn signals to light as long as the brakes are held. If a turn signal is sent to the rear lights at the same time it will have priority over the brake lights and cause the corresponding light to flash. When the turn signal is canceled the brake light will resume.

Penta Star XP | PN 1017 |

Adds Brake Lights - Applying the brakes will cause the rear turn signals to light as long as the brakes are held. If a turn signal is sent to the rear lights at the same time it will have priority over the brake lights and cause the corresponding light to flash. When the turn signal is canceled the brake light will resume.

Adds Running Lights - Whenever the module receives power (i.e. key is in ignition) all 4 turn signal lights will light at partial intensity as running lights for increased visibility. This feature is built into the software; meaning there is no way to turn this feature off. If you do not wish to have running lights, choose the original Penta Star module. Due to the running lights feature on the Penta Star XP module, please note that if you have turn signal indicators on your dash they will remain partially illuminated at all times while your engine is running, and increase to full intensity when turn signals are in use.

The Difference Between...	Turn Signal Module	Penta Star	Penta Star XP
No Flasher Relay Needed	✓	✓	✓
3 User Selected Flash Periods (see above)	✓	✓	✓
Automatically Self-Cancel	✓	✓	✓
Hazard Flashers	✓	✓	✓
Adds Brake Lights to Rear Turn Signals		✓	✓
Adds Running Lights to Front & Rear Turn Signals			✓

Turn Signal to Brake Light Conversion Modules

Tri-Star | PN 1006 |

Converts the rear turn signal lights to function as additional brake lights. When the brakes are applied the turn signal lights illuminate. Turn signal function will take priority over the brake lights.

Tri-Star XP | PN 1016 |

Converts the rear turn signal lights to function as additional brake lights and running lights. When the brakes are applied the turn signal lights illuminate. When the running lights are on, the turn signals are also partially lit. Turn signal function will take priority over the brake lights and running lights.



LED Accent Lighting

LEDs are an easy way to improve the appearance of your motorcycle. We carry a variety of different products to give you options when considering adding accent lighting to your motorcycle.

LED FEATURES

- Long life
- Low voltage
- Super bright

LED accents are commonly mounted under tanks and seat to illuminate the engine, or placed in the fairings and fenders to accent wheels and tires. Available with chrome or black casing, 2 mounting screws provided. Simple 2 wire install.

COURTESY LIGHTS

- PN 3225 - Red LED / Chrome Case
- PN 3224 - Red LED / Black Case
- PN 3222 - Amber LED / Chrome Case
- PN 3221 - Amber LED / Black Case
- PN 3239 - Orange LED / Chrome Case
- PN 3238 - Orange LED / Black Case
- PN 3228 - Blue LED Chrome Case
- PN 3227 - Blue LED / Black Case
- PN 3231 - Green LED / Chrome Case
- PN 3230 - Green LED / Black Case
- PN 3234 - White LED / Chrome Case
- PN 3233 - White LED / Black Case
- PN 3211 - Teal LED / Chrome Case
- PN 3210 - Teal LED / Black Case

STEP LIGHTS

- PN 3245 - Red LED / Chrome Case
- PN 3244 - Red LED / Black Case
- PN 3242 - Amber LED / Chrome Case
- PN 3241 - Amber LED / Black Case
- PN 3259 - Orange LED / Chrome Case
- PN 3258 - Orange LED / Black Case
- PN 3248 - Blue LED Chrome Case
- PN 3247 - Blue LED / Black Case
- PN 3251 - Green LED / Chrome Case
- PN 3250 - Green LED / Black Case
- PN 3254 - White LED / Chrome Case
- PN 3253 - White LED / Black Case
- PN 3266 - Teal LED / Chrome Case
- PN 3260 - Teal LED / Black Case

3" LIGHT BARS (SOLD IN PAIRS)

- PN 2043 - Red LED / Red Lens / Chrome Case
- PN 2041 - Amber LED / Amber Lens / Chrome Case
- PN 2044 - Red LED / Red Lens / Black Case
- PN 2042 - Amber LED / Amber Lens / Black Case
- PN 2243 - Red LED / Clear Lens / Chrome Case
- PN 2241 - Amber LED / Clear Lens / Chrome Case
- PN 2244 - Red LED / Clear Lens / Black Case
- PN 2242 - Amber LED / Clear Lens / Black Case

6" LIGHT BARS (18 LEDs)

- PN 2009 - Red LED / Red Lens / Chrome Case
- PN 2010 - Red LED / Red Lens / Black Case
- PN 2008 - Amber LED / Amber Lens / Chrome Case
- PN 2011 - Amber LED / Amber Lens / Black Case
- PN 2209 - Red LED / Clear Lens / Chrome Case
- PN 2210 - Red LED / Clear Lens / Black Case
- PN 2208 - Amber LED / Clear Lens / Chrome Case
- PN 2211 - Amber LED / Clear Lens / Black Case
- PN 2609 - Red & Amber LEDs / Clear Lens / Chrome Case
- PN 2610 - Red & Amber LEDs / Clear Lens / Black Case

15" LIGHT BARS (11 LEDs, mounting hardware not included)

- PN 3015 - Red LED / Red Lens
- PN 3014 - Red LED / Clear Lens



LED Bullet Lights

FEATURES

- Dual intensity function
- Ultra bright LEDs
- Increased visibility
- Additional lighting
- Low power requirement
- Clear lens / colored insert disc included



28 DUAL INTENSITY LEDs: All bullets can be operated in low or high intensity brightness. Red and amber bullets can be used as brakes, running lights and/or turn signals. While our white bullets lights are specifically meant to be used as driving lights on the front of your motorcycle.

QUALITY FINISH: Choose from marine grade mirror chrome finish or durable glossy black powder coating. Never worry about chipping, bubbling, cracking, or fading!

DIMENSIONS: 2.25" diameter - 3.33" long

EASY INSTALLATION: All LED bullet lights can be used as turn signals and running lights. They are pre-wired with 36" jacketed wire. These lights are manufactured to meet DOT specifications for motorcycle turn signal lighting.

Base mount bullet lights include (2) 5/16" bolts, (2) lock washers, and (2) 1" and 1/4" standoffs for mounting on flat surfaces.

PN 2401 - Red LED / Chrome / Base Mount
PN 2403 - Amber LED / Chrome / Base Mount
PN 2404 - White LED / Chrome / Base Mount
PN 2405 - Red LED / Black / Base Mount
PN 2407 - Amber LED / Black / Base Mount
PN 2424 - White LED / Black / Base Mount

**Bolt mount bullet lights include (2) 5/16" bolts and (2) lock washers.
(Can be mounted on fork clamps)**

PN 2400 - Red LED / Chrome / Bolt Mount
PN 2402 - Amber LED / Chrome / Bolt Mount
PN 2415 - White LED / Chrome / Bolt Mount
PN 2406 - Red LED / Black / Bolt Mount
PN 2408 - Amber LED / Black / Bolt Mount
PN 2425 - White LED / Black / Bolt Mount

LED Retro Fit Kit
Convert your Standard Harley Bullet Light Bulbs to LEDs in just a few minutes with this All-in-One Kit!

Includes all quick wire connectors, clear lenses, LED arrays, colored disc and a Dual Load Equalizer

Red Retro Fit Kit
PN 2450
Amber Retro Fit Kit
PN 2451



PN 2450 - Red Retro Fit Kit (shown on a Harley Davidson® Deuce)

MADE
in USA

Base Mount Chrome Finish



Bolt Mount Chrome Finish



Base Mount Black Powder Coat



Bolt Mount Black Powder Coat



Enzyme Fuel Treatment

Star Tron® Enzyme Fuel Treatment is a revolutionary new fuel additive using enzyme technology to enhance the performance of boats, automobiles, trucks, RVs, tractors, farm equipment, generators, lawn mowers, lawn equipment, oil burning furnaces and all other small engines. "Star Tron is the ONLY multifunctional fuel additive that addresses all Ethanol Issues." It helps to cure many issues that ethanol/E10 fuel can cause with normal 2 and 4-cycle engines.



FEATURES

- Unique enzyme formula improves performance of all engines
- Improves combustion efficiency and fuel economy
- Reduces emissions
- Cleans fuel delivery system from tank to injectors
- Removes carbon deposits and prevents future deposits
- Ideal for E10 / E15 / E20+ ethanol-blended gasoline
- Stabilizes gasoline for up to two years
- A "tune-up in a bottle"

Fast Hook - Quick Release Buckle

FEATURES

- Attaches without sewing!
- Made of tough, space age polymers.
- Exceeds requirements for FMVSS chin strap retention.
- The "Fast Hook" is designed for easy connect and disconnect of any strap up to 1 inch thick.
- This quick disconnect requires no sewing and can be released with one motion.
- Includes instructions for quick attachment.
- Great for Motorcycle Helmets.
- Made in the USA!

CargoBuckle

Just Hook, Ratchet & Go!

Introducing the innovative and convenient CargoBuckle Retractable Ratcheting Tie-Down System! With a pivoting head that can be mounted onto your truck or trailer, the CargoBuckle will lock motorcycles, ATV's and other cargo in place more quickly and securely than any other conventional tie-downs on the market.

FEATURES

- Permanently mounts with simple one-bolt installation
- Automatically retracts and stores web
- Built-in ratchet for maximum torque
- STRONG 3,500 lb. breaking strength/pair
- Comfortable SUR-Grip rubber coated handle and release lever
- Easy one-hand operation
- Rotational hardware included
- Strong and durable weather resistant design

DIESEL FORMULA

- 8oz Diesel Engine Concentrated Treats 128 Gallons PN 9408
- 16oz Diesel Engine Concentrated Treats 256 Gallons PN 9416
- 32oz Diesel Engine Concentrated Treats 512 Gallons PN 9432
- 1 Gallon Diesel Engine Concentrated Treats 4096 Gallons PN 9401

GASOLINE FORMULA

- 8oz Small Engine Formula Treats 48 Gallons PN 9300
- 8oz Gas Engine Concentrated Treats 128 Gallons PN 9308
- 16oz Gas Engine Concentrated Treats 256 Gallons PN 9316
- 32oz Gas Engine Concentrated Treats 512 Gallons PN 9332
- 1 Gallon Gas Engine Concentrated Treats 4096 Gallons PN 9301

Fast Hook Quick Release Buckle



Fast Hook Helmet Buckle
PN 1800 | Retail \$8.45



- 72" Retractable Ratchet Tie Down (2 Pack) Available in orange trim only PN 1905
- 1" x 6' Cam Buckle Tie Down (4 pk) PN 1910
- 1" x 15' Ratchet Tie Down (4 pk) PN 1909



- 300 lb. Cap | 1,500 lb. Cap |
- 34" Self Loop Hook (2 Pack) PN 1904 \$6.95
- 14" Self Loop Hook (2 Pack) PN 1903 \$6.55

