


Reverse Camera Add-On Interface



APPLICATION GUIDE

SUBARU

2012-2015 BRZ

2012-2014 FORESTER

2012-2014 IMPREZA / WRX

2014-2015 WRX STI

2013-2014 XV CROSSTREK

SCION

2012-2015 FRS

Allows the addition of a reverse camera to the OEM screen. For vehicles with SD Navigation system and 16-Pin connector on vehicle monitor.

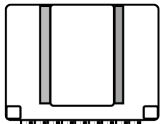
LIABILITY DISCLAIMER

This CAD-SU01 instruction manual is based on carefully documented data and research. Scosche Industries Inc. cannot be held responsible for discrepancies/inconsistencies that may occur due to the vehicle manufacturing changes or options, or damages that may occur in the vehicle during the installation of components while using this manual.

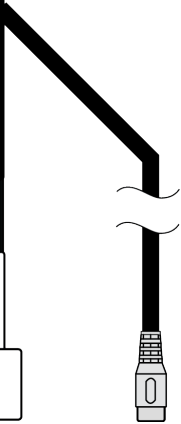

WIRE DIAGRAM



Connect to Radio →



Connect to Vehicle Harness →



← Composite Video (Yellow)
Connect to Camera Input