

# SCHLEY PRODUCTS INC.



SP

# TOOLS

## SPECIALTY/AUTOMOTIVE TOOLS AND EQUIPMENT

## THE LEADER IN PROFIT PRODUCING TOOLS



18 TIME WINNER




12 TIME WINNER



# SCHLEY PRODUCTS COMPANY HISTORY

The founders of Schley Products, Mark and Paul Schley, grew up in Costa Mesa California during the 1960's car crazy culture of Southern California. During this time, they began to modify and drag race their first and only vehicle, the VW beetle. Over the next 15 years, the modifications continued and the car got faster and faster until they became very competitive in the NHRA gasser classes. Their racing career brought them all over the country from California to Indiana, Florida, New Jersey, and even Montreal Canada. During this time, they won over 100 matches and broke and reset 23 NHRA national records on their way to becoming the first VW Beetle to run a 10 second quarter mile pass at over 123mph, with a normally aspirated motor running pump gas in the 1972 season. During their racing career they made many of their own specialty tools to help them work on the car in a quick and efficient manner, many times in the staging lanes between passes these tools were used. It is with this mind set and the need for specialty tools that they started their own tool company in 1979 to help not only their fellow racers and professional mechanics all over the world.



# SCHLEY PRODUCTS COMPANY HISTORY

Schley Products, Inc. was founded in 1979 for the sole purpose of manufacturing specialty tools for the automotive aftermarket. From the start, the Schley Products Inc. philosophy has been to produce economical tools of the highest quality and standards which through innovative and sound engineering make a previously difficult task now easy to accomplish. Before manufacturing a particular tool, extensive research is conducted to ensure a strong demand. Then the prototype of each tool is tested in the field for application, acceptance, performance and durability. Only after passing this program is a tool added to the Schley Products Inc./SP Tool line. Quality is the rule we live by at Schley Products Inc. From every facet of manufacturing to sales and marketing, everyone at Schley Products Inc. stands behind this reputation. With our growth, we have implemented a number of programs. Programs from reimbursing for tool ideas that go to market, to widening our distribution base to serve the technician better. We want to ensure that the professional technician will have the best tools available on a timely basis.

## TABLE OF CONTENTS

<b>New Products</b> .....	<b>4</b>
<b>Bushing Removal and Installation Tools</b> .....	<b>6-7</b>
Mobile Hydraulic Press .....	<b>6</b>
Manual Bushing R&R Tool Set .....	<b>7</b>
<b>Viscous Fan Clutch Wrenches</b> .....	<b>6</b>
Quick Reference Guide .....	<b>33</b>
Fan Clutch Wrench Sets .....	<b>32</b>
<b>SP Tool Full Product Line</b> .....	<b>5-31</b>
<b>SP Tool Universal Tools</b> .....	<b>35-36</b>
<b>American Autos &amp; Large Trucks</b> .....	<b>37-40</b>
General Motors .....	<b>37-38</b>
Chrysler, Dodge, Fiat, Jeep .....	<b>38-39</b>
Ford .....	<b>39-40</b>
Large Trucks .....	<b>40</b>
<b>Asian Auto Specialty Hand Tools</b> .....	<b>41-43</b>
Acura, Honda .....	<b>41</b>
Lexus, Toyota .....	<b>42</b>
Hyundai, Nissan, Subaru .....	<b>43</b>
Mazda, Mitsubishi .....	<b>43</b>
<b>European Auto Specialty Hand Tools</b> .....	<b>44-47</b>
Audi .....	<b>44</b>
BMW .....	<b>45</b>
Mercedes Benz .....	<b>45</b>
Porsche .....	<b>45</b>
Volvo .....	<b>46</b>
VW Air Cooled, Water Cooled .....	<b>46-47</b>
<b>Motorcycle Tools</b> .....	<b>47</b>
<b>Update Kits</b> .....	<b>34</b>
<b>Replacement Parts List</b> .....	<b>48</b>
<b>New Tool Idea Submission Form</b> .....	<b>49-50</b>
<b>Index</b> .....	<b>51</b>

# 2016 NEW PRODUCTS


**11880 HEAVY-DUTY PITMAN ARM POPPER**  
SEE PAGE 8



**68800 LOW PROFILE PITMAN ARM POPPER**  
SEE PAGE 22



**10500 GM CABLE COUPLER**  
SEE PAGE 5



**13500 TOYOTA WATER PUMP PULLEY WRENCH**  
SEE PAGE 11



**13800 FORD 6.0L TENSIONER WRENCH**  
SEE PAGE 12



**14300 DURAMAX FAN PULLEY HOLDER**  
SEE PAGE 12



**91400B-LDT VALVE SPRING LOCK DOWN TOOL**  
SEE PAGE 28



**15500 NOX AND SOOT SENSOR SOCKETS**  
15510 24mm 15520 30mm  
SEE PAGE 12



**AVAILABLE  
SEPTEMBER 2016**

**15700 FIAT AND DODGE  
TIMING BELT TENSIONER**  
SEE PAGE 12



**AVAILABLE  
SEPTEMBER 2016**

**15800 TOYOTA SERPENTINE BELT WRENCH**  
SEE PAGE 13



**10200 TOYOTA "TOP ACCESS" SERPENTINE BELT TENSIONER WRENCH**

This unique tool gives access to the tensioner from the top side of the engine. Specially designed 12 point 14mm/19mm sockets. No need to use a vehicle hoist. Saves time as compared to the current method of accessing from the bottom of the engine. See **15800** page 13



**10500 PARKING BRAKE CABLE COUPLER DISCONNECTING / CONNECTING TOOL**

Used on light/medium-duty trucks, SUV's & vans with drum or disc brakes, usually rear wheel drive. This set of angled pliers is heat treated and 14" length to safely separate the mid-cable coupler from the cable end.



DISCONNECTING



CONNECTING



**Applications:**

**CHRYSLER, FORD, GM**

Light/medium duty trucks	1980-present
Vans & SUVs	1980-present

**10800 FAN CLUTCH WRENCH**

This 3 pin fan clutch wrench has been developed to work on the viscous fan clutch. With it's long reinforced pins it firmly engages the hard to reach holes on the conical shaped water pump pulley. Used with your **88550** or **95210**, removing the fan clutch is made quick and easy.

**Applications:** 5.7L Hemi                      2009 & later



**10900 FAN CLUTCH WRENCH**

This holding wrench is designed to aid the technician in removal of the fan clutch. It's pin design mates to the holes in the drive pulley of the fan clutch so that the technician can loosen the fan clutch nut. Holding this pulley correctly is required in order to break the nut loose. Used with **95210**.

**Applications:** 6.7L Power Stroke    2011 & later



**10950 ACURA, HONDA & VOLVO SERPENTINE BELT TENSIONER TOOL**


Features a specific "clock" angle of the 6 point 19mm end enabling access to the hydraulic dampener. The thin 12 point 14mm end of the tool, coupled with unique handle geometry gives access to the adjuster on vehicles with the passenger side motor mount removed. \*This tool was not designed for hybrid vehicles.



**Applications:**

<b>Honda</b>	<b>Element, Fit</b>	<b>2003 &amp; later</b>
	<b>Civic</b>	<b>2006 &amp; later</b>

**Acura**  
**Volvo**



# Product No. 11000-11090 MOBILE HYDRAULIC PRESS



**\*11000 WITH HAND PUMP**

**\*See Replacement Parts**

**\*11000A WITH AIR POWERED HYDRAULIC PUMP**

**Page 48**

“Used on bushings, wheel bearings\* and ball joints”

- Save time. Eliminates the need to remove components using a press
- Quick R&R of suspension bushings, wheel bearings\* and ball joints
- 18 ton hydraulic ram rotates to any desired position
- Includes a hydraulic pump and adjustable height jack
- Pump Mount has 12 pegs to store frequently used cups
- Includes 44 cups and receivers for endless size combinations

**11000 Includes**

- 11010** 44 Piece Hydraulic Ram Set
- 11020** Multi Height Ram Jack
- 11030** Hand Pump
- 11040-1** 6' Hose
- 11050** Ram Clamp
- 11060** Pump Mount



Shown at right is 11000A with 11030A Air Powered Hydraulic Pump 11000 uses 11030 Hand Pump



**11000A Includes**

- 11010** 44 Piece Hydraulic Ram Set
- 11020** Multi Height Ram Jack
- 11030A** Air Actuated Pump
- 11040-1** 6' Hose
- 11050** Ram Clamp
- 11060** Pump Mount

**\*11010 44 PIECE HYDRAULIC RAM SET WITH 18 TON RAM**

Cups and receiver size range:  
 smallest OD 26 mm / ID 18 mm  
 largest OD 68 mm / ID 60 mm  
 Box Measures:  
 Length: 36"  
 Width: 20"  
 Height: 6"  
 Weight: 70lbs.

## MOBILE HYDRAULIC PRESS EXTENDED OPTIONS

**\*See Replacement Parts**  
**Page 48**

**\*11070**  
**20 PIECE**  
**LARGE CUP KIT**

Size range:  
 smallest OD 70mm / ID 62mm  
 largest OD 88mm / ID 80mm  
 Box Measures:  
 Length: 17"  
 Width: 16"  
 Height: 4.5"  
 Weight: 43 lbs.



**\*11080**  
**4 PIECE PULLER**  
**ROD SET**

Needed to service wheel bearings and “through hole” bushings  
**Bolt Lengths:**  
 10, 12, 14 & 16mm




**11090**  
**"C" CLAMP**

Expand the capabilities of the Mobile Hydraulic Press system with the 11090 “C” frame. The 11090 allows 300° access to bushings and ball joints unlike the conventional twin bolt press frame that allows 180° access.  
**Weight:**  
 20 lbs.



**11015**  
**EXTENDER ARM**

Enables the technician to service vehicles on 4 post lifts, alignment racks, around suspension and drive line components



Ball joint removal using “C” Clamp




**\*11100 MANUAL BUSHING R&R TOOL SET**

- A more cost effective alternative to hydraulic systems
- Allows quick R&R of suspension bushings
- Comes with 22 cups and receivers for a variety of size combinations (Range OD 44mm / ID 34mm to OD 90mm / ID 80mm)
- 4 acme thread spindles, 10, 12, 14 & 16mm with ball bearing thrust washers for smooth operation
- 1 Hydraulic press protector pad to protect adapters from hydraulic press ram



Box Measures:  
Length: 24"  
Width: 14"  
Height: 5.5"  
Weight: 49 lbs.



**Includes Shop Press Protector**



**Removes and Installs**

**\*See Replacement Parts Page 48**

**11250 FAN CLUTCH WRENCH** U.S. PATENT 6,912,936

This thin tool design with an extra long handle fits in the very tight area around the water pump pulley bolts without pressing on the composite pulley. It eliminates the risk of chipping or breaking a fragile and expensive pulley.



**Applications:**

	<b>DODGE</b>	
Sprinter	2.7L	03 -06
	<b>BMW</b>	
	4.0L & 4.4L V8	

**11400 FORD POWER STROKE 6.7L DIESEL INJECTOR SOCKETS**

This unique 17mm 12 point flare nut socket and deep crows foot removes various injector lines at any angle. The injectors can be removed without breaking and damaging the plastic electrical connections. The crows foot can be spun by hand under the bent lines. The long socket has the clearance required and linear shape to properly torque the fuel lines.



**Applications:**

	<b>FORD</b>	
Power Stroke	6.7L	

**11500 CAMSHAFT PULLEY HOLDING TOOL**

Designed with small diameter grooved pins to allow access to small hole cam gears. The pins lock onto the cam gear allowing secure grip when tightening or loosening cam gear bolts. The wrench is a companion tool to the 96800, fitting in areas the larger version will not.




**Applications:**

	<b>OHC ENGINES</b>	
	<b>HONDA</b>	
Civics		1988-1995
	<b>ACURA</b>	
Integra		1988-1995

**11600 EXTRA LONG AIR HAMMER PNEUMATIC DRIFTS**

Remove long bolts (shock bolts & suspension arm bolts) that have become stuck in place due to rust and time. These bolts are often too long for conventional pin punches or tapered drifts to push the bolt through a rusty bushing sleeve. The 11600 has a 5" long driver section allowing easy removal of rusty bolts and long pins when attached to an air hammer.

**Fits: 8mm: 5/16" 10mm: 3/8" 12mm: 1/2"**



**11700 DURAMAX LB7 INJECTOR PULLER KIT**

Designed to remove the diesel injectors straight out, eliminating the possibility of loosening the sleeves or damaging the injector. Injectors can now be pulled straight out without being rocked causing the tip and sleeve to stick together.

**\*See Replacement Parts Page 48**

**Applications:**

	<b>GM</b>	
Duramax	LB7	2004-2007



14 X 1.5 adapter



Assembly



Sleeve removal

**11800 BMW INJECTOR PULLER**

This universal valve spring compressor has been developed to remove and install the valve springs with the cylinder head still on the engine and in the car or with the cylinder head removed. The multi-point adjustable base of this tool bolts securely to the head. The newly developed lever has 16 multiple adjustment positions and is securely attached to the bar with a positive acting slider. The lever also has a 3/8" square drive and pivots from the bar thus compressing the spring. Quick removal and installation of the spring retaining keepers is then easily accomplished through the large openings on both sides of the compression tube.



12 X 1.5 adapter



**11880 HEAVY-DUTY PITMAN ARM POPPER**

U.S. PATENT# 9,085,068

Work safer and more efficiently using the Pitman Arm Remover for removing large Pitman Arms on 3/4 to 1 ton pickup trucks. This tool design is forged construction so that it is secured and locked in place while being utilized. This forged design allows for less torque and space, often eliminating the need to remove the steering box. The Pitman Arm Remover is made of components made to last and resist corrosion better than conventional Pitman pullers that become faulty over time.

**Applications:**

	<b>CHRYSLER</b>	
Dodge		2500/3500
	<b>FORD</b>	F250/F350
	<b>GM</b>	2500/3500
Chevrolet		



**12100 36mm 12 PT GEAR CAM HOLDER FOR CHRYSLER/DODGE V6**

Center holes hold and support socket used on the bolt reducing possibility of the gear breaking, very accurate torquing of the cam gear bolt.

**Applications:**


Dodge and Chrysler 3.5L V6 1995-2010  
Dodge and Chrysler 4.0L V6 2007-2011






**12150 27mm 12 POINT DURAMAX FUEL RAIL PRESSURE WRENCH**

This tool is designed to remove the fuel rail pressure sensor located in the rear end of the right fuel rail under the EGR cooler. This tool has a pivoting handle to increase mobility in the tight engine space; minimizing the amount of components that need to be removed.



**Applications:**


Duramax LBZ, LMM 2006-2010



**12200 VW/AUDI DIESEL INJECTOR PULLER**

- The correct tool “all in one” kit saves time
- Straight 14 X 1.5 adapter for injectors with liner fittings
- 90° hooked adapter for P.D. injectors
- Angled 14 X 1.5 threaded adapter for injectors with angled side fittings
- Includes one pound slide hammer

**\*See Replacement Parts Page 48**



**12250 FORD 6.4L DIESEL TURBO ARM PULLER**

Removes the actuator link rod easily without causing damage. Now there is no need to use great force to separate the turbo or actuator. This tool is self aligning for easy installation, compact to fit on or off the truck and is finely threaded to reduce torque required to loosen press fit.

**Applications:** Power Stroke 6.4L 2008-2010



**12400 DURAMAX TURBO VANE POSITION SENSOR SOCKET**

1" 6 point socket is designed to remove the turbo vane position sensor. This socket is designed to accommodate the wire and the tight space of its location safely removing sensor.

**Applications:**

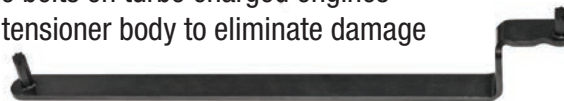
Duramax 2004-present Isuzu F Series



**12500 BMW T-60 TORX SERPENTINE BELT TENSIONER TOOL**

- Reducing the number of parts removed to change belts on turbo charged engines
- Specially designed tip fits snug in the aluminum tensioner body to eliminate damage
- Double ended and extra-long for more leverage
- Maintains access to the lock pin hole

**Applications:** N54 & N55 engines 2007-2013



**12700 BMW, AUDI, VW BRAKE BLEEDER WRENCHES SET 11mm**

Allows the technician to reach difficult to access bleeder screws on calipers with electromechanical parking brakes, without the need to remove the wheels in most cases the bleeder screw can be accessed easily.

**Applications:**

**AUDI, BMW, VW** with 11mm brake bleeder screws  
Vehicles with 11mm brake bleeder screws




**12710 BMW  
12720 VW  
12730 AUDI**

**12800 MERCEDES BENZ 272 / 273 CAM LOCK**

Locks the left intake cam in place while servicing the cam chain drive system. Avoids the possibility of cam rotation causing damage to the engine by its simple locking mechanism. The lock is placed in rear intake cam and bolted to the cylinder head locking the cam keeping it from rotating, reducing the chance of making a mistake on the cam timing.

**Applications:** Mercedes Benz 3.5 L V6



**12900 BMW, MINI, VW, AUDI, PORSCHE ALIGNMENT WRENCH**

This wrench was specially designed to assist reaching those hard to get to and extremely tight alignment bolts. 18 1/2" length for extra leverage, specific angle, and long offset, alignments are performed quickly and accurately.

- 21mm 12 point with Special angle and bi-directional offset to access difficult to reach bolts
- 24mm 12 point deep offset for access to guarded bolt heads without the sloppiness of a breaker bar and socket
- 24mm 12 point deep offset for access to 12 point bolt heads with access to lock nuts through the socket



**Applications:**

**AUDI, BMW, MINI, PORSCHE & VW**  
with alignment bolts

**13000 STAKED AXLE NUT PUNCHES PATENT PENDING**

Release and stake the crush type axle nuts found on many vehicles. Used with an air hammer, it is quick and easy to fully disengage the axle nut crimp; reducing damage to the threads. When re-staking the nut, this tool has the right size and shape to fully lock the nut in place.

**Features**

- Reduces the chance of damage to the axle threads
- Fully crimps the axle nuts correctly
- When used with an air hammer the job is quick and easy saving time and money



Release axle nut lock



Staking axle nut lock



**13100 GM DURAMAX WATER IN FUEL SENSOR WRENCH**

This two sided, 40mm 12 point and 42mm 6 point wrench easily accesses sensors and avoids damage to the water in fuel sensor.

**Applications: GM**

40mm 12 sided fits	Duramax	2001-2010
42mm 6 sided fits	Duramax	2011-present




**13300 DURAMAX LLY, LBZ, LMM INJECTOR PULLER KIT**

This tool has been designed to remove the diesel injectors straight out without rocking, reducing damage to the injector or head.

**Applications:**

	<b>GM</b>	14 X 1.5 adapter
Duramax	LLY, LBZ, LMM	2005-2010



**13350 CAMARO 3.6L HARMONIC DAMPER PULLEY PULLER**

Aids in the removal of the harmonic damper pulleys. The compact design easily fits tight space for the puller leg to land on the pulley. The calculated geometry increases the bite of the leg of the pulley as it is tightened without grinding away all of its strength.

**Applications:**

**GM**  
Chevrolet Camaro 3.6L engines 2009-current

**\*See Replacement Parts Page 48**



**OTHER KITS AVAILABLE SEE PAGE 34**



**13351 UPDATE KIT**

Update the 64900 or 64900A to 13350.  
(The update kit includes three legs and 6 spring washers)

**13400 BMW INJECTOR LINE SOCKETS 14mm & 17mm 12 POINT 3/8" DRIVE**

Designed to work in tight spaces allowing easy accurate torquing of the high pressure fuel lines. These sockets have a opened side to allow over 180° rotation. The sockets are also thin enough to fit with the wire loom attached and short enough to fit between the engine and fender well.

**Applications:**

**BMW**  
N54, N63 and S63 engines 2007-2013

**13410 17mm**  
**13420 14mm**



**13450 DODGE HARMONIC DAMPER PULLEY PULLER**

The slender design of this tool allows it to fit into the small space to access the pulley. Legs are spring loaded so leg position is maintained while it self attaches to the pulley and tightens to remove the pulley without grinding away any components on the harmonic pulley or puller while retaining all its strength.

**OTHER KITS AVAILABLE SEE PAGE 34**

**Applications:**

**CHRYSLER**  
Dodge 5.7L engines 2009-current  
3.5L engines 1995-2009

**\*See Replacement Parts Page 48**

**13451 UPDATE KIT**

Update the 64900, 64900A to 13450  
(The update kit includes three legs and 6 spring washers) See Page 34



**13500 TOYOTA PUMP PULLEY WRENCH**

This tool avoids the risk of damaging the water pump pulley when removing or installing the bolts saving time and money.

**Features**

- Fixed pin dimension for quick easy installation
- Unique bend to clear engine compartment obstacles
- Head shaped for generous clearance around the bolts
- The right tool for the job saves time and money

**Applications:**

**TOYOTA**  
Camry 2.4L 2AZ engines 2002-2011  
Other Models 2002-2011



**13700 ALL IN ONE FLUID STOPPER 2 PIECE SET**

This unique tool allows technicians to stop fluid draining from various lines found on vehicles, heavy-duty trucks and equipment. These clamp style stoppers feature 4 different sizes for various applications including brake lines, hydraulic lines and smaller coolant lines.



**13800 FORD DIESEL 6.0L TENSIONER WRENCH**

Ample leverage. 24" long handle provides easier access to 1/2" square socket tensioners and is double ended to fit more Ford 6.0L models for extended coverage.

**Applications:**

**FORD**

6.0L Diesel engines 2004-2007



**13900 FUEL LINE SOCKETS 6 POINT FOR CUMMINS ENGINES 22mm & 19mm**

The 22mm 1/2" drive socket is designed for the Cummins ISX engines. The 19mm 1/2" drive socket is designed for the Cummins ISB engines. This tool is designed to easily torque the lines correctly, reducing if not eliminating, the possibility of a fuel leak or damaging the fuel line, fuel rail, or fittings. The tool will also fit many other engines in the Cummins line-up.

- **13910** 22mm for the ISX engines to apply the factory required torque of 80 ft./lbs.
- **13920** 19mm for the ISB engines to apply the factory required torque of 30 ft./lbs.
- No torque adaptors needed with complicated calculations



**14000 BOSCH DIRECT INJECTION INJECTOR PULLER KIT**

**Key Features:**

- Universal puller design services Bosch Direct Injection Injectors found on many Domestic, European and Asian vehicles
- Unique two (2) piece jaw design with slide lock easily accesses and grips recessed injectors reducing component damage & service times
- Puller design pulls injectors straight reducing injector and head damage
- Slide Hammer design with 1 pound weight helps break loose stuck injectors



**14300 DURAMAX FAN PULLEY HOLDER**

Easy access. Ample leverage. 20" length design provides leverage, easy handling and reduces service time. Efficient design. Easily hold the fan pulley without damaging the pulley or bearing.

**Applications:**

**DURAMAX**

LGH & LML 2011-CURRENT



**15500 NOX AND SOOT SENSOR SOCKETS 15510 24mm 15520 30mm:**

This set of 12 point and 6 point 24mm and 30mm sockets is designed to remove NOX, and Particulate Matter (SOOT) sensors on cars and trucks on the road today.

**Applications:** Chrysler, 3.0L V6 diesel, Jeep Grand Cherokee diesel motor  
Dodge Ram 1500 with diesel motor

**AVAILABLE  
SEPTEMBER 2016**



**15700 FIAT AND DODGE TIMING BELT WRENCH**

Allows for the easy adjustment of the camshaft spur belts that have idler pulleys with pin holes. In operation, this spanner wrench with its protruding pins, grips the center of the idler pulley and rotates it around its off-center retaining bolt. This rotation then allows for camshaft spur belt tension adjustment. Comes with a black finish and a soft grip handle.

**Applications:**

**AVAILABLE  
SEPTEMBER 2016**

**CHRYSLER**

Dodge	1.4L 4 cyl.	2013-2016
Fiat	1.4L 4 cyl.	2012-2016



**15800 TOYOTA SERPENTINE BELT WRENCH** This wrench is designed with a 19mm and 14mm 12 point socket to access the serpentine belt tensioner without lifting the car and removing the wheel and splash shield.

**Applications:**

**TOYOTA & SCION**

2GR-FE, 2AZ-FE, 2AR-FE, 1AR-FE, & other engines



**60100A HONDA AND ACURA 4" OFFSET HARMONIC DAMPER PULLEY HOLDING TOOL (50mm)**

Aids in the removal and installation of the crank bolt on most Honda and Acura engines. In operation with the use of a 1/2" breaker bar or ratchet this tool holds the harmonic damper pulley from rotating when removing the pulley bolt. There is an opening in the center of the tool to allow the use of a socket and extension to break loose or tighten the pulley bolt.

**Applications:**

HONDA			HONDA			ACURA		
Accord	2.2L 4 cyl.	90-97	Del Sol	1.6L 4 cyl.	93-97	CL	2.2L 4 cyl.	97
	2.7L V6	96-97	Element	2.4L 4 cyl.	03&later		3.0L V6	97-99
	2.3L 4 cyl.	98-02	Fit	1.5L 4 cyl.	07&later		2.3L 4 cyl.	98-99
	2.4L 4 cyl.	03&later	Insight	1.0L 3 cyl.	00&later	Integra	3.2L V6	00-03
	3.0L V6	98-07	Odyssey	2.2L 4 cyl.	95-97		1.6L 4 cyl.	90-92
	3.5L V6	08&later		2.3L 4 cyl.	98		1.7L 4 cyl.	92-93
Accord Hybrid	3.0L V6	05-07		3.5L V6	99&later		1.8L 4 cyl.	93-01
Civic	1.6L 4 cyl.	92-00	Pilot	3.5L V6	03&later	Legend	3.2L V6	91-95
	1.7L 4 cyl.	01-05	Prelude	2.2L 4 cyl.	92-01	MDX	3.5L V6	01-06
	1.8L 4 cyl.	06&later		2.3L 4 cyl.	92-96		3.7L V6	07 & later
	2.0L 4 cyl.	03&later	Ridgeline	3.5L V6	06&later	RDX	2.3L 4 cyl. turbo	07 & later
Civic Hybrid	1.3L 4 cyl.	03&later	S2000	2.0L 4 cyl.	00-03	RL	3.5L V6	96 & later
CRV	2.0L 4 cyl.	97-01		2.2L 4 cyl.	04&later	RSX	2.0L 4 cyl.	02-07
	2.4L 4 cyl.	02&later				TL	3.2L V6	97 & later
						TSX	3.5L V6	07 & later
							2.4L 4 cyl.	04 & later



**61100 CADILLAC / AURORA WATER PUMP R&R SOCKET**

Remove and install the water pump with durable contoured fingers.

**Applications:**

GM			GM	
Cadillac	Northstar	93 & later	Oldsmobile	Aurora
	4.6L V8			4.0L V8
				95 & later



**61200 2 PIECE FAN CLUTCH WRENCH KIT** SEE PAGE 32



61600 see page 14



95210 see page 29


**61260 3 PIECE FAN CLUTCH WRENCH KIT** SEE PAGE 32



61600 see page 14



95210 see page 29



95260 see page 29

**61500B FAN CLUTCH WRENCH AVAILABLE IN A KIT** SEE PAGE 32

**Applications:**

GM	6.5L diesel	2000-2001
Isuzu Duramax	6.6L diesel	2001-2005
Isuzu Duramax	*with new pin straight slot fan	6.6L diesel 2006 & later



**61600 FAN CLUTCH WRENCH** U.S. PATENT 6,912,936 **AVAILABLE IN A KIT SEE PAGE 32**

Universal fan clutch wrench orks with all water pumps that have bolts holding the pulley on the pump. **95260** 40mm use with **61600** for 1992-1996 Econoline Vans, 1993-1996 F Series Pickup trucks, with 4.9L engines

**Applications:**



	GM	GM	GM	
Engines	3.5L Vortec 5 cyl 4.2L Vortec 5 cyl 4.2L & 4.3L 2.2L 4 cyl & 4.3L V-6 S-10 4.3L V-6, 5.0L V-8 & 5.7L V-8 C1500 C2500 C3500 K1500 5.7L V-8 2.8L 4 cyl. 3.5L 5 cyl. 4.2L 6 cyl.	Astro & Safari Blazer Jimmy Bravada Sonoma Isuzu Hombre Sierra C1500 C2500 C3500 K1500 Chevy Express G1500 G2500 Savanna Van G1500	Savanna Van G2500 Surburban Tahoe Yukon Envoy Escalade Denali Colorado Canyon Hummer H3 Trailblazer Rainier	2004 & later 2004 & later 2006 & later 2004 & later
<b>FORD: LINCOLN &amp; MERCURY</b>		<b>FORD: LINCOLN &amp; MERCURY</b>		
4.9L E Series 1984-1991 4.9L F Series 1984-1992 Bronco II 2.8L Ranger 1984-1985, 1990 & later Ranger 2.9L 1986-1992 Aerostar 3.0L 1986-'988 Mazda B400 4.0L OHV 1995 & later Explorer 4.0L OHV 1991 & later Mazda Navajo 4.0L OHV 1991-1994 Explorer 4.0L SOHC 1997 & later Mountaineer 1998 & later E and F Series 5.0L 1987 & later	5.8L and 7.8L V-8 Explorer 5.0L V-8 Crown Vic./Grand Marq 1996 & later Town Car 4.6L V-8 F150 & Expedition 4.2L V-6 4.6L V-8 5.4L V-8 6.8L V-10 Mountaineer 5.0L V-8 1997-2001 Navigator 5.4L V-8 1998 & later	<b>FORD: LINCOLN &amp; MERCURY Diesel Applications</b> 6.9L V-8 1983-1986 7.3L V-8 1987-2003 6.0L V-8 2003 & later		
		<b>EUROPEAN</b>		
		Audi *except pressed on pulleys 1996 & later BMW 3, 5, 6, 7, 8, X & Z series *except 4.0L and 4.4L V-8 engines see <b>11250</b> VW *except pressed on pulleys 1998 & later		

**62000 RACK AND REFERENCE GUIDE**  
**SEE PAGE 32**



**62020 TWO PIECE FAN CLUTCH WRENCHES, RACK AND REFERENCE GUIDE**

**SEE PAGE 32**

Set of two of the most popular wrenches (**61600** & **95210**) a display rack and quick reference guide. These two wrenches fit "bolt on" style water pump pulleys for many vehicles.



**95210** see page 29  
**61600** see page 14



**62050 FIVE PIECE FAN CLUTCH WRENCHES, RACK AND REFERENCE GUIDE** **SEE PAGE 32**

Part Number **62050** consists of the display rack, a quick reference guide and a complete set of five of the most used fan clutch wrenches (**95210**, **95260**, **99800A**, **61500B** & **61600**). This set of wrenches can be used to remove the viscous fan clutch on many "bolt on" water pump pulleys and "pressed on" style water pump pulleys.



**61500B** see page 13  
**99800A** see page 31  
**95210** see page 29



**61600** see page 14  
**95260** see page 29

**62100 AUDI, BMW & VW FAN CLUTCH WRENCH**

U.S. PATENT 6,912,936

The **62100** is used to loosen and tighten the fan clutch. Can be used with the **61600** for all water pumps that have bolts holding the pulley on the pump.



**Applications:**

**62100 32mm works with 61600 Fan Clutch**

**Audi**

\*Except press on pulleys 1996 & later

**BMW**

3, 5, 6-8, X & Z series \*Except 4.0L & 4.4L V8 engines  
4.0L & 4.4L V8 with bolt on water pump pulleys

**VW**

Works with **11250** Fan Clutch 1998 & later

\*Except pressed on pulleys

**62200 BMW REAR TOE ADJUSTER**

Designed to be used on vehicles that have 16mm or 18mm crush nuts on the rear toe cam bolt adjusters. This double ended 12 point box wrench has been designed with a non standard, 0° angle. Made with an extended box end hex offset and custom fit length. These configurations are necessary when accessing these fasteners in these extremely confined areas.



**Applications:**

**BMW**

5 Series	1997 & later
X5 Series	2000 & later
7 Series	1995 & later

**62400 VW & AUDI TENSION PULLEY SPANNER WRENCH**

Easily adjust the camshaft spur belts with idler pulleys and pin holes. This spanner wrench grips the center of the idler pulley with the protruding pins, and rotates around the off-center retaining bolt. This rotation then allows for camshaft spur belt tension adjustment. Made from heat treated alloy steel, comes with a black finish and a soft grip handle. Replaces the Audi 3387 factory tool.



**Applications:**

<b>Audi &amp; VW</b>	1998 & later
Diesel engines	2009 & later

**62800 GM HARMONIC DAMPER HOLDING TOOL**

Aids in the removal and installation of the crank bolt. The bolts holding these pulleys are extremely tight and removal is extremely difficult at best. In replacing the center bolt after installation of the pulley, factory specifications require up to 240 lbs. of torque to seat the pulley properly. This tool allow the factory torque to be attained.

(Refer to factory specifications for specific requirements.)



**Applications:**

<b>GM LS One Gen. III</b>	<b>5.7L V8</b>	1997 & 2004
---------------------------	----------------	-------------

**63100 BMW "A" ARM THRUST BUSHING WRENCH**

This narrow access wrench allows the technician to hold the nut with 12 point positioning. Having the box end feature allows a strong hold for quick removal of the bushing bolt.



**Applications:**

	<b>BMW</b>	
22mm	5-7 Series	1988 -1996
21mm	5-7 Series	1996-2001

**63200 CHRYSLER SERPENTINE BELT TENSIONER TOOL**

Double ended tool designed to be used on 1/2" square driven belt tensioners. The angle allows the tool to provide the maximum tensioner actuation necessary for belt removal and replacement on tensioners located in a confined restricted area.



**Applications:**

	<b>CHRYSLER</b>	
Mini Vans	3.0L 3.3L & 3.8L V-6 engines	2000 & later
Dodge Neon		2000 & later

**63800 CAM SEAL INSTALLER** This tool is designed to replace and install the cam seals in 4 & 6 cylinder engines. These cam seals are too difficult to access using a conventional tool. Using the **63800** the threaded rod screws into the cam end, slides over the rod against the seal then the seal is pressed in using the nut provided.

**Applications:**

Mazda, Nissan, Toyota & Lexus 4 & 6 cylinder engines with 10mm & 12mm X 1.25 cam bolts



**\*See Replacement Parts Page 48**



**63850 MOTORCYCLE AXLE WRENCH**

This unique tool is used to install and remove front wheel axles and swing arm pivot shafts. It is a double sided wrench which has both a 19mm and 24mm hex. There is also a 3/8" square drive hole in the handle to provide easy torque adjustments. Made from heat treated steel.



**Applications:**

Honda, Kawasaki, Suzuki & Yamaha

**64300 LEXUS & TOYOTA HARMONIC DAMPER PULLEY HOLDING TOOL**

Developed to aid in the removal and installation of the crank bolt on most Lexus and Toyota automobiles, trucks and SUV's engines.

These damper pulleys need a special tool to hold the pulley stationary for the center bolt to be removed. This tool allows the extremely difficult factory torqued bolt to be removed without using chain wrenches or use of impact.



2006



**Applications:**

Lexus	3.0L V6, 3.3L V6, 4.0L V8, 4.3L V8, 4.7L V8	1990 & later
Toyota	3.0L V6, 3.3L V6, 4.0L V6, 4.7L V8 4 cyl 22RE 2RZ & 3RZ	1992 & later 1983-1995 1995-2004
Excludes	3.0L 4 Runner	1992-1996



**64400 TOYOTA HARMONIC DAMPER HOLDING TOOL**

Holds the pulley stationary for the center bolt to be removed.

**Applications:**


	<b>Toyota</b>	
4Runner	3.4L V6	1996-2002
Tacoma		1996 & 2004
Tundra		2000 & 2004





**64500 GM HARMONIC DAMPER HOLDING TOOL** Aids in the removal and installation of the crank bolt. The bolts holding these pulleys are extremely tight and removal is extremely difficult at best. In replacing the center bolt after installation of the pulley, factory specifications require up to 240 lbs. of torque to seat the pulley properly. This tool allows the factory torque to be attained.

(Refer to factory specifications for specific requirements.)



**Applications:**

Bravada, Envoy, Trailblazer  
 Rainer  
 Colorado & Canyon  
 Colorado & Canyon  
 Hummer H3

**GM**

Straight 4.2L 6 cyl.  
 Straight 3.5L 5 cyl.  
 Straight 2.8L 4 cyl.  
 Straight 3.7L 5 cyl.  
 Straight 2.9L 4 cyl.  
 Straight 2.0L, 2.2L, 2.4L & 2.9L 4 cyl.  
 6.0L V8  
 7.0L V8

2003 & later  
 2004 & later  
 2004-2006  
 2006 & later  
 2006 & later  
 2007 & later  
 2007 & later  
 2005 & later  
 2005 & later  
 2006 & later

LS

**64700 GM HARMONIC DAMPER HOLDING TOOL** Aids in the removal and installation of the crank bolt. The bolts holding these pulleys are extremely tight and removal is extremely difficult. This tool allows the factory torque to be attained. (Refer to factory specifications for specific requirements.)

**Applications:**

**GM** Gen III 4.8L V8, 5.3L V8 & 6.0L V8 1999 & later



**64900A UPGRADED HARMONIC DAMPER PULLEY PULLER** U.S. PATENT # D561544S

This unique tool has been developed to aid in the removal of the harmonic damper pulleys. This compact tool eliminates the need to go through the time consuming process of first removing the radiator or other components before being able to remove the pulley.

Upgraded with spring loaded legs - leg position is maintained when placed in desired position.

**OTHER KITS AVAILABLE SEE PAGE 34**



**Applications: CHRYSLER:** Vans Trucks & Autos

**\*See Replacement Parts Page 48**

3.3L V6 1990 & later  
 3.3L & 3.5L V6 1993-1997  
 3.8L V6 1994 & later  
 8.0L V10 1994 & later  
 2.0L & 2.4L 4 cyl. 1995 & later  
 2.5L V6 1998 & later  
 2.7L DOHC V6, 3.2L & 3.5L SOHC V6 1998 & later  
 4.7L V8 1998 & later  
 5.7L & 6.1L V8 Hemi 2004 & later

**GM**

Camaro, Corvette, Firebird & Trans-Am  
 Gen. III 5.7L V8 1997 & later  
 Gen III Trucks & SUVs 4.8L, 5.3L, 6.0L & 8.1L V8 2000 & later  
 Chevy Trailblazer Straight 4.2L 6cyl. 2000 & later  
 GMC Envoy & Olds. Bravada 2003 & later  
 Buick Rainier 2004 & later  
 Chevy Colorado Straight 3.5L 5 cyl. 2004-2006  
 Straight 2.8L 4 cyl. 2005-2006  
 Olds. Bravada 2003 & later  
 GMC Canyon 2004-2006  
 Straight 3.7L 5 cyl. 2007 & later  
 3.5L V6 2005-2006  
 3.9L V6 2004 & later  
 2006 & later

**Hummer**

H3 Straight 3.5L V6 5 cyl. 2006 & later  
 H3 Straight 3.7L 5 cyl. 2007 & later

**Cadillac**

4.5L V8 1988-1992  
 4.9L V8 1993 & later  
 4.6L V8 2002-2006  
 6.2L V8 2007 & later

**Mitsubishi**

Eclipse non-turbo 2.0L DOHC 1995-1999

**Oldsmobile**

4.0L V8 1995-2004



**64910A UPDATE KIT**

Update the 64900 or 64900A to 13350.

(The update kit includes three legs and 6 spring washers)

**\*See Update Kits Page 34**



**Leg stays in place**



**Place leg in desired position**


**65100 PATENT PENDING HONDA / ACURA BUSHING X-TRACTOR™ “REMOVAL AND INSTALLATION TOOL”**

Easily and quickly remove and install trailing arm bushings. No need to remove the trailing arm from the vehicle and using a hydraulic press or disconnect brake parts such as calipers, rotors, brake shoes, brake fluid lines and emergency brake cables.



**Applications:**

<b>Honda:</b>		<b>Acura:</b>	
Civic	1988-2000	Integra	1990-2001
CRV	1997-2001	<b>*See update kits Page 34</b>	
CRX	1988-1991	<b>*See Replacement Parts Page 48</b>	
Del Sol	1993-1997		



**65120, 65130 PATENT PENDING HONDA / ACURA BUSHING X-TRACTOR™ “REMOVAL AND INSTALLATION TOOL” UPDATE KIT**

**\*See Replacement Parts Page 48**

**\*See update kits Page 34**


**65120 Update Kit for 65100 65130 includes 65120 update**



**65150 GM & SATURN REAR CAMBER / TOE ADJUSTMENT WRENCH**

Accurately sets camber & toe adjustment utilizing a 12 point box end offset wrench with a long reach arm to access adjustment points for easy adjustment to both camber and toe.

**Applications:** Both two and four wheel drive SUV's: Saturn VUE 2003 & later, Chevy Equinox 2005 & later.



**65350 UNIVERSAL LONG REACH SPARK PLUG BOOT PULLER**

This long reach spark plug boot puller has a swivel action that lets the technician reach down at any angle to grab the spark plug boot and to use leverage to pull the rubber boot from the spark plug without damaging the plug wire. The tips of the tool also have an opening where the spark plug wire can exit the tips. This tool works on all types of vehicles.



**65400 TOYOTA / LEXUS FRONT AXLE LOCK NUT REMOVER KIT**

This unique tool combines a 30mm, 12 point special depth impact 1/2" drive socket with a lock nut release tool to unlock the 30mm axle nut on both front and rear wheel drive vehicles. The lock nut release tool has a patent pending unique angle that allows the technician to easily unlock the 30mm axle nut.



**65400** for Socket & Release tool  
**65410** Socket only  
**65420** Lock Nut Release tool

**Applications:** vehicles with 30 mm axle lock crush nuts.

Toyota:	Avalon	2002 & later	Camry	2002 & later
	Corolla	2003 & later	Prius	2001 & later
	Sienna	2002 & later	Solara	2004 & later
Lexus:	ES300	2002-2003	ES330	2004-2006
	ES350	2007 & later	RX300	1999-2003
	RX330	2004-2006	RX350	2007 & later

**65510 PATENT PENDING TOYOTA • LEXUS V6 CAM SEAL R&R TOOL**

\*See Replacement Parts  
Page 48



Allows for proper camshaft seal removal and installation on most Toyota and Lexus V6 engines. Once the cam gears are removed, screw in the threaded press rod. Insert the cup, washer and drive nut. Turn the nut until the cup presses all the way through the seal. You will feel the cup free-up behind the seal. Now remove the press rod including the nut and washer and thread the large stud into the cup and turn it until the cup pulls the seal out. A second cup is used to press in the cam seal utilizing the threaded press rod.



**Applications:** Toyota 3.0L & 3.3L V6 1996 - later, Lexus 3.0L V6 & 3.3L V6 1990 - later

**65550 GM OIL PUMP DRIVE REMOVAL TOOL**

Easily remove the oil pump drive on most GM V6 engines with the intake manifold still attached to the block and cylinder heads.

**Applications:** GM

- 2.8L V6                    1987-1989
- 3.1L V6                    1990-1994
- 3100 V6                  1994-2005
- 3.4L V6                    1999 & later




\*See Replacement Parts  
Page 48



**65650 HONDA / ACURA AIR HAMMER SHIFT LINKAGE PIN R&R TOOL**

Accurately remove and install the shift linkage pin on vehicles using shift rod linkage. Used with an air hammer the 65650 can speed removal and installation also the tool has a depth stop in its design for proper pin installation.

- |                            |         |           |
|----------------------------|---------|-----------|
| <b>Applications:</b> Honda | Acura   |           |
| CRX                        | Integra | 1987-2001 |
| Civic                      |         | 1986-2002 |



**HEAD HANDLER™**

**66100** includes two of each of 6mm, 1/4" and 8mm

**66110** 6mm X 1.0 • **66120** 1/4" X 20 • **66130** 8mm X 1.25

Each part number contains two pieces

These unique tools make it easy to lift and maneuver cylinder heads during service. Choose the appropriate thread size Head Handler™. Simply spin Head Handler™ (used in tandem) into each end of the cylinder head until snug. These tools are made of heat treated steel, have an attached floating washer for protection of the head and more contact area, and comfort grips.



**66150 FLARE NUT WRENCH FOR CUMMINS DIESEL ENGINE COMMON RAIL INJECTION 24mm**

This special 24mm flare nut type wrench will slide back into the recessed area of the cylinder head where the fuel line retainer screws into the head. This tool holds the 24mm retainer in place while you loosen the 19mm coupler to the high-pressure fuel lines.



**Applications:** Cummins common fuel rail setup on:

- 5.9L                    2003 - later
- 6.7L                    2007 - later
- Dodge trucks        2003
- 6.7L                    diesels with a common fuel rail



**66200 GM DOOR BUSHING INSTALLATION TOOL**

Easily access and install the hard to reach bushings on door hinges. It accurately guides and holds the bushing in place while the technician taps the tool with a hammer or squeezes it with pliers.



**Applications:**

S10 & Sonoma	1982-2004
1/2 & 3/4 ton trucks	1980-1999
1 ton trucks	1980-2001
Blazer	1980-2005
Suburban	1980 & later
Tahoe	1980 & later
Astro & Express	1980 & later
Avalanche	2002 & later

**66750B SHIELDED OXYGEN & AIR FUEL SENSOR SOCKET 22mm**

Designed to R&R "can" type shielded oxygen sensors and air fuel sensors. The depth and outer diameter of the socket are critical features enabling it to fit in the limited space of the heat shield. For maximum strength this 6 point tool is forged steel and comes in the SP High Tech black finish.

**Applications:**

Toyota	2003 & later	Mazda	2006 & later
Lexus	2006 & later	Hyundai	2006 & later
Honda	2006 & later	Kia	2006 & later
Acura	2007 & later	Nissan	2007 & later
		Infiniti	2007 & later



**67250 HARLEY DAVIDSON FRONT FORK CAP TOOL**

R&R the front fork caps when servicing fork fluids. This is required at each 10,000 mile service. This tool eliminates the need to undo electric connectors and remove the flairing on FLH, FLHT, FLTR and FLHX models.

**Applications:** 1984 and later big twin Harley Davidson Motorcycles.



**67300 UNIVERSAL BRAKE CALIPER TOOL AND 1/2" DRIVE ADAPTER**

Set includes 86100B-7 and 85250-10 \*See Replacement Parts Page 48

**Applications:** Jaguar X Type 2006 and later, Mini 2002 and later

Mazda 3 2004 and later, Mazda 5 2006 and later

Volvo S40 2004 1/2 and later, Volvo V50 2006 and later, Volvo C30 2007 and later



**67380 3/8" DRIVE BRAKE CALIPER ADAPTER**

Designed to attach to a brake caliper tool to turn and press pistons into the brake caliper.

**Applications:** Mazda 3 2004 & later, Mazda 5 2006 & later, Mini 2002 & later

Volvo S40 2004 & later, Volvo V509 2006 & later, Volvo C30 2007 & later



**67400 BENDIX BRAKE VALVE HOLDER**

Save time in the re-installation process of brake valves. This specially designed holding tool was manufactured (with attaching hardware) to hold two treadle valves so that the attaching air pressure fittings can be exchanged from the old valve to the new valve while holding the exact angles.



**67600 VW / AUDI TIMING BELT PULLEY HOLDER**

This crank pulley holding tool has been developed to aid in the removal and installation of the crank bolt. This tool holds the pulley stationary for the crank bolt to be removed and reinstalled to the factory torque requirement avoiding damage to the pulley.

**Applications:** VW & Audi

1.8L 4 cyl. turbo

1998-2006

2.0L 4 cyl.

1993-2005

2.0L 4 cyl. turbo

2006 & later

\*See Replacement Parts Page 48



**67650 VW & AUDI TIMING BELT TENSIONER RELEASE TOOL**


Designed to replace both water pump and timing belt. This tool holds the timing belt in place against the cam gear. No need to reset the timing as the engine is held at TDC (top dead center) and the belt will be held stationary when replacing the water pump. Servicing the timing belt is easier. Compress the tensioner, slide the lock pin in the hydraulic tensioner, remove the tool and replace the belt.

**Applications:** VW

Golf, Jetta, new Beetle 1.8L turbo 1996-2006

**\*See Replacement Parts Page 48**

Audi  
TT & A4

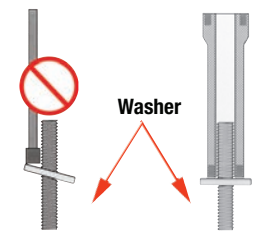


**67700 MAGNETIC WASHER REMOVER Patent Pending**

This specialty designed dual ended tool has small magnets that are designed to aid in the removal of hard to reach washers that are around most types of studs. This tool can also be used to help the technician in the removal of valve adjusting buckets and pucks. Manufactured from light weight and durable glass filled nylon plastic.



1 Magnet Tool  
Difficult & time consuming



**67750 SUPER DUTY 22mm 12 & 6 POINT OXYGEN SENSOR WRENCH WITH HANDLE**

The 67750 has a 12 & 6 point positioning with a pivoting handle that allows the technician greater space and positive leverage in confined areas during servicing making a tough job easy.



Multi-angle handle



**67900 OrganizeAIR™ U.S. PATENT #7261211**

This easily movable storage device holds up to 6 tools. Fits most popular disconnect plugs. A loading and unloading port is provided so the disconnect plugs of the air-tool can be placed into the holding pins and then rotated into the locking channel. Keep air chucks, blowguns and smaller air tools close at hand. Simple loading and retrieval of tools when you need them. Rugged design for long lasting use.



**68100 HONDA/ACURA FRONT LOWER COMPLIANCE BUSHING R&R TOOL**

Designed for easy removal and re-installation of the front lower control arm compliance bushings both 65mm & 74mm.


**Applications:**

65mm Honda:

Civic	2001-2005	Odyssey	2005 & later
CRV	2002-2006	Ridgeline	2006 & later
Element	2003-2006	Acura:	
Pilot	2003 & later	MDX	2000-2006

74mm:	Accord
Honda	2003-2007
	TL
Acura	2000-2007

**\*See Replacement Parts Page 48**



**68450 FORD / CHRYSLER SPARK PLUG BOOT REMOVER**

This tool goes down in the confined space of the spark plug hole to easily remove “ripped” and “stuck on” spark plug boots where there is no access to grab the boot for removal. Made from quality heat treated steel with a SP High Tech black finish.

**Applications:**



**Ford**

- 4.6L V8 2 valve heads 1997-1999
- 4.6L V8 2 valve heads 2000 & later
- 4.6L V8 3 valve heads 2007 & later
- 5.4L V8 2 valve heads 1997-2004
- 5.4L V8 3 valve heads 2005 & later
- 6.8L V10 2 valve heads 1999-2008
- 6.8L V10 3 valve heads 2008 & later

**Chrysler**

- 3.7L V6 2 valve heads 2005 and later
  - 5.7L V8 Hemi 2 valve heads 2004 and later
- Works on most other spark plugs with a porcelain diameter smaller than 0.432".



**68500A GM POWER STEERING PUMP SEAL R&R TOOL**

Removes seals without removing the pump from the engine. The slim design of this tool, will not damage the pump pulley shaft.

**Applications:** GM 1975 to present

\*See Replacement Parts  
Page 48



**68600A AIR HAMMER BALL JOINT R&R TOOL** PATENT PENDING

Designed to remove and install lower ball joints on the car rather than removing the steering knuckle and using a press. The remover easily fits over the lower end of the ball joint to drive the old ball joint out of the steering knuckle. The installer was designed with one of three different size heads that drive in the new ball joint without damaging it to fit around the upper portion of the steering knuckle enabling a straight push for the new ball joint.

**Applications:** Honda:

- Civic 1991-1997
- Accord 1990-1997,
- Prelude 1988-1991 & 1996-1998
- Odyssey 1995-1997

**Acura:**

- Legend 1988-1995
- Integra 1992-2001
- TL 1996-2003



**REMOVAL**



**INSTALLATION**

**68800 LOW PROFILE PITMAN ARM POPPER** U.S. PATENT # 9,085,068

Quickly and easily remove the Pitman Arm off of the steering gear box on GM series trucks and SUV's without compromising the box position. The 68800 works on most GM trucks and SUV's model years 1988-2000 and later, most C and K chassis with a steering gear box/Pitman Arm. This tool design is made to fit confined space, eliminating the need to remove the gear box. This tool is made of forged chromolly steel providing strength required to perform the task with ease and efficiency.

**Applications:** GM series trucks and SUV's 1988 and later  
Most C & K chassis vehicles with a steering gear box / Pitman Arm set up



**68950 BMW, VW, AUDI 32mm 12 POINT DEEP AXLE NUT SOCKET**

This 32mm 12 point impact socket was released to help the technician remove and install 12 point axle nuts on VW & Audi SUV's and many BMW's. The forged 12 point 32mm socket with 1/2" drive is the strongest in the industry giving the technician the comfort of knowing that this socket will do the job every time.



**Applications:**

VW		AUDI	
Touareg	2004 & later	Q7	2006 & later

**68960 39mm 12 POINT SOCKET FOR TOYOTA/LEXUS**

This socket is the strongest in the field with the torque requirements for remove and installation of 12 point axle nuts without breakage.



**Applications:**

TOYOTA:	LEXUS:	
Tundra 4X4	GX470	2003 & later
Sequoia	LX570 SUV	2008 & later
	LS460	2007 & later
	LS460H	2007 & later
	LS600H	2008 & later
	GX470	2003 & later
	LS460	2007 & later
	LS600H	2008 & later



**69200 GM DURAMAX CRANKSHAFT AND FLYWHEEL KIT**

Servicing GM Duramax diesel trucks with 36mm 12 Point 3/4" drive impact socket to remove the crank bolt requires a torque of 285 ft. lbs. The 14mm 1/2"drive stubby impact Allen socket aids the technician in removal and installation of the flywheel. Torque specs are 58 ft. lbs. plus 120° of torque angle.



**Applications:** GM Duramax diesel trucks      6.6L      2001 - present



**69250 GM DURAMAX FLYWHEEL LOCK** Holds flywheel in place when removing or replacing the crankshaft bolt. Simply remove the inspection window cover on the transmission, slide the flywheel lock tool through the inspection window until flywheel is engaged for removal of crankshaft.

**Applications:** GM Duramax diesel trucks      6.6L      2001& later



**69610 12mm 69630 14mm HUB BEARING REMOVERS**

Threaded design helps to remove the hub bearings that are rusted to the steering knuckle, without removing the steering knuckle from the vehicle or the CV axle assembly. When utilized properly does not require the use of a press.



**69610 12mm Applications:** Chrysler, GM, Ford, Mazda, Saturn, Volvo, Isuzu and other vehicles with 12mm X 1.75 thread.

**69630 14mm Applications:** Chrysler, GM, Ford, Honda, Nissan, Infinity VW, Audi, Mazda, Volvo, Mitsubishi, Kia, Hummer, and other vehicles with 14mm X 1.5 tread.

**69800 VOLVO FUEL PUMP SOCKET**

Quickly and easily access to the XC90's left tank unit retaining nut without removing the large frame under the seat bottom.


**Applications:** Volvo S80      1999 & later  
2001 & later



# “SCHLEY BROTHERS” ORIGINAL

## 79100A VW MULTIPLE USE CRANKSHAFT GEAR PULLER

This inexpensive tool solves the problem of removing the crankshaft timing gear, a gear which must be removed when an engine is rebuilt and the main bearings are changed. In operation this tool simply slips under the gear and with a twist of a wrench the gear is easily removed. The highest quality standards are used in the construction of this tool for years of repair shop service. To prevent damage to the end of the crankshaft a ball bearing swivel is used while for strength the gripping shoe is made of chromemolly steel.






**Applications:** all type I, II, III & IV engines 40 hp and later.

## 79400A VW VALVE SPRING REMOVAL TOOL

This unique tool allows removal and installation of valve springs while the engine is both fully assembled and still in the car. It is professionally made of high quality materials to handle not only stock springs but the pressures of high performance springs. The advantages are many for both the technician as well as the VW enthusiast. This unique tool comes complete with a plastic spacer wedge to keep the retainer & spring compressed while the 3/8” drive ratchet is removed allowing for better access. The use of a ratchet as a lever handle allows rotation at any angle for maximum clearance in a variety of applications. This tool will also remove valve springs on disassembled engines.



**Applications:** all type I, II, III & IV engines 40HP and later, also on aftermarket heads with stock location rocker shafts.



CIRCA 1971



**80350 PORSCHE & VW FLYWHEEL LOCK**

Change and/or replace flywheel and clutch.

**Applications:** Porsche

All air-cooled engines series 356, 912, 914 & all 911's -1969

Volkswagen

All air-cooled engines type 1,2,3 & 4




**83400 CIS FUEL INJECTOR PULLER**

Easily fits down around the injector base to remove CIS fuel injectors on many in-line engines. Uses a screwdriver to "pop" out the injector eliminating possible damage to the injector hose. Made from heat treated steel.

**Applications:** All gasoline water-cooled automobiles


Volkswagen, Porsche 924, Audi



**86100B UNIVERSAL BRAKE CALIPER TOOL U.S. Patent # 5,003,681**

**For Use On Most: AUDI, CHRYSLER CORPORATION, FORD, GENERAL MOTORS, HONDA, JAGUAR, MAZDA, MINI, MITSUBISHI, NISSAN, SATURN, SUBARU, TOYOTA, VOLKSWAGEN, VOLVO**

Easily replace brake pads on most four wheel disc brake cars. Makes clearance for new, thicker brake pads by rotating the brake piston back into the caliper until the piston is bottomed. Rotating the piston is required on most disc brake calipers which are also used as emergency brakes. **86100B**, comes with 6 different sizes of adapters. Adapters #1, 2 & 3 cover a wide range of cars while #'s 4, 5 & 6 have been developed for the unique GM style brake piston.



**Part Number 86100B** Complete tool for GM, Ford, Chrysler Corporation & import (7 adapters including **86100B-7** adapter for Mazda, Mini Cooper & Volvo)

**Part Number 85250A** Import, Ford and Chrysler Corporation

**Part Number 86150** Set of 3 GM adapters (for use with **85250B**)

**Part Number 91100A** VW, Subaru tool kit includes adapter #3

**Part Number 91150** Saturn tool kit includes adapter #1

**Part Number 67300** Mazda 3 2004 & later, Mazda 5 2006 & later, Mini Cooper all 2002 & later, Volvo S40 2004 1/2 & later, V50 2006 & later, C30 2007 & later, Jaguar X type 2006 & later, Pontiac Solstice 2006 & later, Saturn Sky 2007 & later, Ford Fusion / Mercury Milan / Lincoln MKZ 2006 and later.



Adapter #	Pin Diameters	Pin to Pin	Coller Diameter	Pin Location Radius
1	.22"	.922"	--	--
2	.22"	1.086"	--	--
3	.22"	1.248"	.932" Hex on Back	--
4	.22"	--	1.797"	.632"
5	.22"	--	2.048"	.844"
6	.22"	--	2.420"	0.919"
7	.156"	20.0mm	--	--

**\*See Replacement Parts Page 48**

**86100B-7 1/2" DRIVE BRAKE CALIPER ADAPTER**

Designed to attach to a brake caliper tool to turn and press pistons into the brake caliper.

**Applications:** All 1/2" drive sets



20mm Pin to Pin

**86400 VW & AUDI TENSION PULLEY SPANNER WRENCH**

Easily adjust the camshaft spur belts with idler pulleys and pin holes. This spanner wrench grips the center of the idler pulley with the protruding pins, and rotates around the off-center retaining bolt. This rotation then allows for camshaft spur belt tension adjustment. Made from heat treated alloy steel, comes with a black finish and a soft grip handle.

**Applications:** early Audi & VW's -1997.




**87300 VW & AUDI STRUT SHOCK NUT SOCKET**

Allows for the easy removal and installation of the shock retaining nut used on most front wheel drive Volkswagens and Audi's. Located at the bottom of the tool is a slot drive to fit the slot on the top of the lower retaining nut, center opening allows an Allen wrench to hold the shock from turning.



**88150 BENCH HEAD STAND For Use On Aluminum & Steel Heads**

Designed for use on most cylinder heads. Holds the head off the bench for valve work, head cleaning and assembly. Holding rods have a long 5" taper which allows them to go further into the stud hole for more contact in the hole and a firmer grip on the head. Heat treated to remain smooth for use on aluminum heads and comes in a black finish.



**88250 TOYOTA /LEXUS VALVE ADJUSTING TOOLS**

This set of pliers and spacer wedge was designed for easy valve adjustment. Plier tip pushes between the spacer shim and the camshaft as the pliers are squeezed close, while the spacer wedge maintains a gap between the shim and the camshaft as the pliers are removed. The spacer shim can be removed through this gap and replaced with one of the correct thickness. Made from quality heat treated alloy steel.

**Applications:** Most Toyota's with overhead camshaft engines using spacer shims. Does not work with Land Cruiser 1993-1997 and Lexus LX450 1996-1997.



**88250-6 Replacement Pliers**    **88251 REPLACEMENT SPACER WEDGE (6mm & 7mm)**

**88550 HEAVY DUTY 36mm FAN CLUTCH WRENCH**

Used on 36mm viscous fan clutch assemblies found on many engines. This includes Dodge trucks with the Cummins B series diesel engines.



**88750B COMPACT SUPER DUTY 22mm 12 & 6 POINT OXYGEN SENSOR WRENCH**

Allows easy access to the oxygen sensor, which is often located in a very confined area.


**Applications:** VW 4 cyl. 1996 & later  
Foreign and Domestic cars with all 22mm non-shielded oxygen sensor wire/connectors



**88800 12mm, 88900 13mm, 88950 10mm UNIVERSAL VALVE ADJUSTMENT TOOLS**

Designed for a wide variety of cars with 10mm, 12mm & 13mm jam nut valve adjustment screws. This two in one tool features a window in its socket so the technician can see the position of the screwdriver blade holding the adjustment screw as the jam nut is tightened. The unique handle pivots from one side to the other, so the window is always visible.

**Applications:** All vehicles with 10mm, 12mm and 13mm jam nut valve adjustment screws, Honda, Toyota, Nissan (Includes the VTEC engine), & VW



**89100 and 89150 CUMMINS SPECIAL OFFSET WRENCHES 10mm & 13mm**

For Cummins Injection Pump & Idle Lock Nuts  
Designed to remove and install the 10mm and 13mm injection pump mounting bolts and idle lock nuts. These tools have also been found to be useful in many other applications where these size fasteners are in a confined area.

**Applications:** Cummins injection pump and idle lock nuts  
Dodge Cummins B series 5.9L diesel engines



**89100**  
13mm Wrench




**89150**  
10mm Wrench

**89250 MASTER CYLINDER PRESSURE CAP**

Designed with a 1/4"-18" NPT threaded opening for use with pressure bleeders on most master cylinders or clutch slave cylinders.

**Applications:** Audi, BMW, Mazda, Mercedes Benz, Porsche, Saab, Volkswagen and Volvo.



**89800 FUEL FILTER BANJO BOLT SOCKET**

Fits over the head of oddly shaped banjo bolt found on most fuel injected vehicles for R&R and eliminates the possibility of stripping the minimal flats when using a 17mm open end wrench.

**Applications:**

Honda & Acura automobiles 1986 & later



**90250 FORD/LINCOLN & MERCURY SERPENTINE BELT TENSIONER TOOL**

This tool is designed to reach down through the engine compartment in areas that are not easily accessible to release the belt tensioner.

**Applications:** 3/8" slot style,


Ford/Mercury 1988 & later  
 Tempo/Topaz 2.3L 1986-1991  
 Taurus/Sable 2.5L



**90450 9/16" UNIVERSAL VALVE ADJUSTMENT TOOL**

Designed for a wide variety of cars with 9/16" jam nut valve adjustment screws. This two in one tool features a window in its socket so the technician can see the position of the screwdriver blade holding the adjustment screw as the jam nut is tightened. The unique handle pivots from one side to the other, so the window is always visible.

**Applications:** All vehicles with 9/16" jam nut valve adjustment screws, Honda, Toyota, Nissan (Includes the VTEC engine), & VW



**91400B PATENT PENDING**

**UPDATED UNIVERSAL OHC VALVE SPRING COMPRESSOR**

Actuate the compression tube even in tight confined locations like under the cowl where the lever cannot be moved or may not even fit. By adding the ability to separate the lever from the compression tube anywhere along the bar you can compress the springs that are confined by brake boosters, or other factors by locating the lever along the bar where there is open space.

**Applications:** All vehicles

\*See Next (Page 28) for  
 91400B-LDT Lock Down Tool



\*See Replacement Parts  
 Page 48

\*See Update Kit Page 34

**UPDATE KIT**  
 Part Number **91410B**  
 Updates **91400A to 91400B**



**The update kit includes:**  
 Hex bar, two hex slider blocks, three detent clevis pins and a short lever bar.



**91400B-LDT VALVE SPRING LOCK DOWN TOOL**

Developed to aid the technician when using the 91400B to remove and re-install valve springs. In operation, it locks the compressor bucket down on the retainer allowing both hands free to remove and re-install the keeper.

**Key Features**

- Designed to work with all existing 91400B Valve Spring Compressing Tools
- Allows technician to keep valve spring compressed
- Makes servicing valves easier


**\*See Update Kit Page 34**



**91900 RADIATOR DRAIN PLUG SOCKET**


This unique socket snaps on a 3/8" square drive extension allowing it to reach into confined areas. It also features a double slotted end that captures the thumb wings to turn the drain plug open or closed.

**Applications:** most import and domestic cars.



**92350 NARROW ACCESS VALVE STEM SEAL REMOVAL PLIERS**

Remove the valve stem seals used on most overhead camshaft engines. These pliers feature "gripping" serrations in the tip allowing them to grasp both original equipment and aftermarket seals regardless of their configuration. The pliers are made from quality heat-treated steel and come with easy grip handles.



**93480 GM TRANSMISSION SEAL REMOVAL AND INSTALLATION TOOL**

Removes and replaces the shift selector shaft seal on GM transmissions. Disconnect linkage from the shaft end, slide remover over the shaft until the threads engage with the seal. Rotate the remover clockwise using pressure. Insert remover bolt into the center of the remover, tighten the bolt to extract the seal. Slide the new seal over the selector shaft up to the transmission. Place the installer tube over the selector shaft and using a soft face hammer, tap in the new seal.



**93750B OFFSET 2 1/8" SUPER DUTY 12 & 6 POINT OXYGEN SENSOR WRENCH**

Developed to access oxygen sensors.

**Applications:**

Corvette	LTI Gen II 5.7L HO MPFI V8	1992 & later
Camaro		1993 & later
Firebird/Trans Am		1993 & later
Corvette ZRI	LT5 5.7L DOHC SFI V8	1989 & later
All Harley Davidson Motorcycles		2007 & later



**94170A BELT IT "SERPENTINE, V-BELT AND TIMING BELT INSTALLATION ASSIST"**

This time saving tool gives the technician the control and reach when installing serpentine belts in all applications. The tool was also designed to help install V-belts and timing belts that tend to be placed in areas that are difficult to reach. The three pin design gives the technician convenient belt push/pull capability and the handle gives the technician the twisting control to install belts in difficult areas.



**95210 FAN CLUTCH WRENCH 36mm & 48mm Available in a kit See page 32**

Works with most gas and diesel viscous fan clutches, with either a 36mm or 48mm hex holding the viscous fan clutch to the water pump. Two wrenches are needed to perform removal and replacement of the viscous fan clutch. One wrench to hold the water pump stationary (depending on the application a 99800A, 61600, 61500B, 10800 or 10900 ) and the other wrench a 95210 to remove and replace the viscous fan clutch.

**Applications:**

61600 + 95210

CHRYSLER, FORD, GM, LAND ROVER, MAZDA (except Ford 4.9L 6 cylinder engines, "Bolted on" water pump pulleys.

99800A + 95210 CHRYSLER, GM LATE MODEL GAS ENGINES "Pressed on" water pump pulleys.

61500B + 95210 GM LATE MODEL DIESEL ENGINES GM 6.5L diesels 2000-2001, GM / ISUZU DURAMAX 6.6L 2001-2005 and new straight pin slot fan hub 2006 and later. "Pressed on" water pump pulleys.

10800 + 95210 CHRYSLER, DODGE, JEEP 5.7L Hemi Truck Engines 2009 and later "Pressed on" water pump pulleys.




**95260 FAN CLUTCH WRENCH 40mm Available in a kit See page 32**

This specially designed 40mm thin wrench is used with 61600 to remove and tighten the fan clutch. The wrench was developed and heat treated from alloy steel, it also has larger head size to maintain dimensional stability due to its thin profile design.

**Applications:**

Econoline Vans		1992 and later
F-Series Pickup Trucks	4.9L	1993 and later



**95650A CUMMINS ENGINE ROTATING TOOL - VARIABLE DEPTH**

3/8" drive barring tool is used for valve adjustments or pump settings and is made with a two piece sleeve. Allows proper contact with the flywheel when the flywheel is at different depths from where the tool is inserted.

**Applications:**

Cummins	B, C & L series engines	1987-current
J.I. Case	3.9L, 5.9L, 6.7L and 8.3L diesel engine	



**96280 VW & AUDI POWER STEERING AND WATER PUMP PULLEY REMOVAL AND REPLACEMENT AID**

The double triangular head configuration on this tool is designed to be used on pulleys that utilize socket head bolts. The tool holds the power steering or water pump pulley stationary while removing or replacing the three socket head bolts that attach the pulley to the shaft.

**Applications:**

Volkswagen		1975 & later
5 cyl. engines with socket head bolts holding the pulley to the power steering pump		1992 & later
		1983-1988
Audi water cooled	4 cyl. V6	1975 & later
Power Steering Pump	V8 engines	1990 & later
	V6 engines	1992 & later
5 cyl. engines with socket head bolts holding the pulley to the power steering pump		1981-1985



**96480 GM TRANSMISSION SEAL REMOVAL AND INSTALLATION TOOL**

Works with transmissions that have the neutral safety switch around the transmission shift selector which requires a longer tool to remove and replace the seal.


**Applications:**

- GM
- Astro/Sierra Vans 1996 and later
- Trucks 1998 and later
- Denali, Envoy & Escalade with transmissions 4L60E and 4L80E




**96600 UNIVERSAL HOSE PLIERS FITS 1/2" TO 3/4" U.S. Patent # 5,991,997**

These pliers can be rotated 90° to easily pull the stuck hose from the fitting due to corrosion. The specially designed tips of these pliers grip a large surface area and different diameters of the hose to reduce damage during hose removal. The 96600 is made from quality steel and come with soft grip handles.



BREAK LOOSE POWER  
ROTATE POSITION

POSITION CHANGE  
FOR REMOVAL  
OR INSTALLATION



1997

**Popular Mechanics**  
EDITOR'S CHOICE AWARD 1998

**96800 CAMSHAFT PULLEY HOLDING TOOL**

Designed with grooved pins to hold the camshaft pulley stationary while loosening and tightening the center shaft bolt. The rear pulleys on these models are in very close proximity to the shock tower making removal and replacement difficult without this locking device.

**Applications:** Transverse mounted V6 engines (VG30, 3VZFE, IMZFE)  
Honda, Nissan, Toyota and other OHC engines



**97300 TIMING BELT TENSIONER**

Aids in replacing timing belts without removing other components in the engine.

**Applications:** \*See Replacement Parts Page 48

- TOYOTA/LEXUS
- 5VZ-FE, 3.4L V6
- 4.0L, 4.3L, 4.7L V8



\*Tool comes in black finish. Yellow is used for demonstration

**98110 RELAY AND FUSIBLE LINK SLIP JOINT PLIERS**

Developed for removal and installation of relay and fusible links. This tool reaches into the confined area around the corners of the relay or fusible link. Special coated tips for a solid grip. These pliers come with soft grip handles and a slip joint feature allowing multiple size usage.



**98700 MITSUBISHI, HYUNDAI & EAGLE TENSION PULLEY SPANNER WRENCH**

This wrench grips the center of the idler pulley and rotates it around its off-center retaining bolt, to allow the camshaft spur belt tension adjustment. Made from heat treated alloy steel and a soft grip handle.



**99100 CUMMINS•DETROIT DIESEL CATERPILLAR 3/4" FUEL INJECTION 6 POINT FLARE NUT SOCKET** Not for ISM engines


This specialty socket has been designed with a custom slim configuration and a 3/8" square drive to fit into the confined area surrounding the injection pumps on later Cummins model 4 valve ISC 8.3L and ISB 5.9L engines, Detroit Diesel series 50 & Caterpillar engines. Now servicing these fuel lines are quicker, saving you time and money.



**Applications:** Cummins 4 valve ISC 8.3L & ISB 5.9L  
 Detroit Diesel 50 & Caterpillar engines

**99700 DOHC VALVE LIFTER REMOVAL TOOL**

Used to depress the valve spring for removal of the hydraulic valve lifters. This tool can also be used to replace the hydraulic valve lifter. Easily slides between the cam tower and the cam lobe over the valve spring retainer due to its thin design.



**Applications:** Turbo and non-turbo engines:  
 1.6L & 2.0L 4 cyl. 1989 & later  
 3.0L 6 cyl. 1991 & later 3.5L 6 cyl. 1995 & 1996



**99800A FAN CLUTCH PULLEY HOLDER** **See Page 33**

This specially designed tool is used on vehicles using pressed on pulleys. Using open end wrenches **88550**, **93260** or **95210** the technician can loosen and tighten the fan clutch.



**Applications:**  
**GM** 4.8L, 5.3L, & 6.0L V8 1999 & later  
**CHRYSLER** 3.9L V6, 4.7L 1998 & later  
 5.2L 5.9L V8, 8.0L V10  
 3.9L V6, 5.2L V8, 5.9L V8 1993 and later  
 8.0L V10 1997 and later



# FAN CLUTCH KITS

## 61200 TWO PIECE KIT U.S. PATENT 6,912,936

This set (61600 & 95210) has a specially designed contoured water pump holder that is exceptionally easy to use on vehicles using bolt on water pump pulleys to remove and replace the viscous fan clutch. There are many sizes and patterns of the bolts holding the pulley on the water pump. The new water pump holding tool replaces all designs of water pump holding tools for "bolt on type pulleys". No adjusting or fiddling, simply with only one hand, hook on the pulley bolt and hold to remove the viscous fan clutch. Reverse the 61600 to install the fan clutch.

**Applications:** Chrysler, GM, Ford, Land Rover and Mazda (Not including the 4.9L 6 cylinder Ford).



61600 see page 14



95210 see page 29

## 61260 THREE PIECE KIT U.S. PATENT 6,912,936

Used on water pump pulleys that are bolted on. This three piece kit (includes 61600, 95210 & 95260) gives the professional technician the ability to service all fan clutches that have bolt on pulleys on the water pump.

**Applications:** Chrysler, GM, Ford, Land Rover and Mazda applications. (Includes the 4.9L 6 cylinder Ford).



61600 see page 14



95210 see page 29



95260 see page 29

## 62000 RACK AND REFERENCE GUIDE



RACK AND QUICK REFERENCE GUIDE ONLY

## 62020 TWO FAN CLUTCH WRENCHES, RACK AND REFERENCE GUIDE

Set of two of the most popular wrenches (61600 & 95210) a display rack and quick reference guide. These two wrenches fit "bolt on" style water pump pulleys for many vehicles.



95210 see page 29



61600 see page 14



## 62050 FIVE FAN CLUTCH WRENCHES, RACK AND REFERENCE GUIDE

Part Number 62050 consists of the display rack, a quick reference guide and a complete set of five of the most used fan clutch wrenches (95210, 95260, 99800A, 61500B & 61600). This set of wrenches can be used to remove the viscous fan clutch on many "bolt on" water pump pulleys and "pressed on" style water pump pulleys.



95210 see page 29



61600 see page 14



95260 see page 29



61500B see page 13



99800A see page 31



# FAN CLUTCH WRENCH QUICK REFERENCE GUIDE

Must Select One Holding Tool from Section A (●) and One Wrench from Section B (○). Both are needed for each application



If "Bolted on" use **61600** to hold the pulley



If "Pressed on" Domestic use **99800A**, **61500B** or **10900**

U.S. PATENT 6,912,936



**UNIVERSAL 61600**

**Five pin 99800A**  
Domestic gas engines

**Four pin 61500B**  
Domestic diesel engines

**Three pin 10800**  
5.7L Hemi truck engines

**Four pin 10900**  
Ford diesel engines

**11250**  
BMW & Sprinter Van

**36mm & 48mm**  
**95210**

**40mm "thin" 95260**

**32mm 62100**

	← WATER PUMP PULLEY HOLDING TOOL Section A →					← FAN CLUTCH WRENCH Section B →			
<b>CHRYSLER • FORD • GM LAND ROVER • MAZDA</b> (except Ford 4.9L 6 cyl. engines, see Ford below) "Bolted on" water pump pulleys.	●					○			
<b>CHRYSLER • GM LATE MODEL GAS ENGINES</b> "Pressed on" water pump pulleys.		●				○			
<b>GM LATE MODEL DIESEL ENGINES</b> GM 6.5L diesels 2000-2001, GM / ISUZU DURAMAX 6.6L 2001-2005 and new straight pin slot fan hub 2006 and later. "Pressed on" water pump pulleys.			●			○			
<b>DODGE • CHRYSLER • JEEP</b> 2009 and later 5.7L Hemi Truck Engines "Pressed on" water pump pulleys				●		○			
<b>FORD DIESEL</b> 2011 and later 6.7L Power Stroke Engines "Pressed on" water pump pulleys					●	○			
<b>FORD 4.9 L 6 Cyl.</b> Used on Ford 4.9L 6 cylinder F Series pickup trucks 93-96 and Econoline van 92-96.	●							○	
<b>AUDI • BMW • VW</b> AUDI 1996 and later (except pressed on pulley see below) BMW 3, 5, 6, 7, 8, X & Z series. (61600 works on all BMW's except the 4.0L & 4.4L V-8 See 11250) VW's 1998 and later "Bolted on" water pump pulleys.	●								○
<b>BMW &amp; SPRINTER VANS</b> BMW 4.0L & 4.4L V-8 Sprinter Vans 2.7L, Dodge 03-06 "Bolted on" water pump pulleys.						●			○

# UPDATE KITS

## 13351 Updates the 64900 or 64900A to 13350.

(The update kit includes three legs and 6 spring washers)



## 13451 Updates the 64900 or 64900A to 13450.

(The update kit includes three legs and 6 spring washers)



## 13350 CAMARO 3.6L HARMONIC DAMPER PULLEY PULLER

See Page 11



## 13450 DODGE HARMONIC DAMPER PULLEY PULLER

See Page 11



## 64910A Updates the 64900 to 64900A.

(The update kit includes three legs and 6 spring washers)



## 65120 PATENT PENDING HONDA / ACURA BUSHING X-TRACTOR™ "REMOVAL AND INSTALLATION TOOL"

UPDATE for 65100, 65130

See Page 18



## 64900A UPGRADED HARMONIC DAMPER PULLEY PULLER KIT

See page 17



## 65100 HONDA / ACURA BUSHING X-TRACTOR™

See page 18



## 91400B-LDT VALVE SPRING LOCK DOWN TOOL

Updates 91400A to 91400B

See Page 28



## 91410B UPDATED UNIVERSAL OHC VALVE SPRING COMPRESSOR

Includes: Hex bar, two hex slider blocks, three detent clevis pins and a short lever bar.



Updates 91400A to 91400B

See Page 27



# UNIVERSAL TOOLS

**10500** PARKING BRAKE CABLE COUPLER DISCONNECTING / CONNECTING TOOL

See Page 5



**11100** MANUAL BUSHING R&R TOOL SET

See Page 7



**11600** EXTRA LONG AIR HAMMER PNEUMATIC DRIFTS

See Page 8



**11880** HEAVY-DUTY PITMAN ARM POPPER

See Page 8



**13000** STAKED AXLE NUT PUNCHES

See Page 10



**13700** ALL IN ONE FLUID STOPPER

See Page 11



**14000** BOSCH DIRECT INJECTION INJECTOR PULLER KIT

See Page 12



**65350** UNIVERSAL LONG REACH SPARK PLUG BOOT PULLER

See Page 18



**66100, 66110, 66120** HEAD HANDLER 6mm, 1/4", 8mm set of 3 sizes

See Page 19



**67300** UNIVERSAL BRAKE CALIPER TOOL AND 1/2" DRIVE ADAPTER

See Page 20



**67380** 3/8" DRIVE BRAKE CALIPER ADAPTER

See Page 20



**67700** MAGNETIC WASHER REMOVER

See Page 21



**67750** SUPER DUTY 12 & 6 POINT OXYGEN SENSOR WRENCH WITH HANDLE

See Page 21



**67900** OrganizeAIR™

See Page 21



**68800** LOW-PROFILE PITMAN ARM POPPER

See Page 22



**69610, 69630** HUB BEARING REMOVER 12mm, 14mm

See Page 23



# UNIVERSAL TOOLS

**86100B UNIVERSAL BRAKE CALIPER TOOL**

See Page 25



**86100B-7 1/2" DRIVE BRAKE CALIPER ADAPTER**

See Page 25



**88150 BENCH HEAD STAND**

See Page 26



**88750B COMPACT SUPER DUTY 12 & 6 POINT OXYGEN SENSOR WRENCH**

See Page 26



**88800, 88900, 88950, 90450 UNIVERSAL VALVE ADJUSTMENT TOOL 13mm, 12mm, 10mm, 9/16"**

See Page 26, 27



**89250 MASTER CYLINDER PRESSURE CAP**

See Page 27



**91400B UPDATED UNIVERSAL OHC VALVE SPRING COMPRESSOR**

See Page 27



**91900 RADIATOR DRAIN PLUG SOCKET**

See Page 28



**92350 NARROW ACCESS VALVE STEM SEAL REMOVAL PLIERS**

See Page 28



**93750B OFFSET 2 1/8" SUPER DUTY 12 & 6 POINT OXYGEN SENSOR WRENCH**

See Page 28



**94170A BELT IT SERPENTINE, V-BELT AND TIMING BELT INSTALLATION ASSIST**

See Page 28



**96600 UNIVERSAL HOSE PLIERS 1/2" TO 3/4"**

See Page 30



**98110 RELAY AND FUSIBLE LINK SLIP JOINT PLIERS**

See Page 30



**10500 PARKING BRAKE CABLE COUPLER DISCONNECTING / CONNECTING TOOL**  
See Page 5



**11700 DURAMAX LB7 INJECTOR PULLER KIT**  
See Page 8



**11880 HEAVY-DUTY PITMAN ARM POPPER**  
See Page 8



**12150 DURAMAX FUEL RAIL PRESSURE WRENCH**  
See Page 9



**12400 DURAMAX TURBO VANE POSITION SENSOR SOCKET**  
See Page 9



**13100 GM DURAMAX WATER IN FUEL SENSOR WRENCH**  
See Page 10



**13300 DURAMAX LLY, LBZ, LMM INJECTOR PULLER KIT**  
See Page 10



**13350 CAMARO 3.6L HARMONIC DAMPER PULLEY PULLER**  
See Page 11



**14300 DURAMAX FAN PULLEY HOLDER**  
See Page 12



**15500, 15510, 15520 NOX AND SOOT SENSORS**  
See Page 12



**61100 CADILLAC / AURORA WATER PUMP R&R SOCKET**  
See Page 13



**61500B FAN CLUTCH WRENCH**  
See Page 13 & 32



**61600 FAN CLUTCH WRENCH**  
See Page 14 & 32



**62800 GM HARMONIC DAMPER HOLDING TOOL**  
See Page 15



**64500 GM HARMONIC DAMPER HOLDING TOOL**  
See Page 17



**64700 GM HARMONIC DAMPER HOLDING TOOL**  
See Page 17



**64900A UPGRADED HARMONIC DAMPER PULLEY PULLER**  
See Page 17



# GM

**65150 GM AND SATURN REAR CAMBER / TOE ADJUSTMENT WRENCH**

See Page 18



**65550 GM OIL PUMP DRIVE REMOVAL TOOL**

See Page 19



**66200 GM DOOR BUSHING INSTALLATION TOOL**

See Page 20



**68500A GM POWER STEERING PUMP SEAL R&R TOOL**

See Page 22



**68800 LOW-PROFILE PITMAN ARM POPPER**

See Page 22



**69200 GM DURAMAX CRANKSHAFT AND FLYWHEEL KIT**

See Page 23



**69250 GM DURAMAX FLYWHEEL LOCK**

See Page 23



**92350 NARROW ACCESS VALVE STEM SEAL REMOVAL PLIERS**

See Page 28



**93480, 96480 GM TRANSMISSION SEAL REMOVAL AND INSTALLATION TOOL**

See Page 28, 30



**99800A FAN CLUTCH PULLEY HOLDER**

See Page 31



# CHRYSLER • DODGE • FIAT • JEEP

**10800 FAN CLUTCH WRENCH**

See Page 5



**11250 FAN CLUTCH WRENCH**

See Page 7



**12100 GEAR CAM HOLDER**

See Page 8



**13450 DODGE HARMONIC DAMPER PULLEY PULLER**

See Page 11



**15500, 15510, 15520 NOX AND SOOT SENSORS**

See Page 12



**15700 FIAT AND DODGE TIMING BELT WRENCH**

See Page 12



# CHRYSLER • DODGE • FIAT • JEEP

## 61600 FAN CLUTCH WRENCH

See Page 14



## 63200 CHRYSLER SERPENTINE BELT TENSIONER TOOL

See Page 15



## 66150 FLARE NUT WRENCH FOR CUMMINS DIESEL ENGINE COMMON RAIL INJECTION

See Page 19



## 68450 SPARK PLUG BOOT REMOVER

See Page 22



## 88550 HEAVY DUTY 36mm FAN CLUTCH WRENCH

See Page 26



## 89100, 89150 CUMMINS SPECIAL OFFSET WRENCH 13mm, 10mm

See Page 26



## 95210 FAN CLUTCH WRENCH 36mm & 48mm

See Page 29



## 95650A CUMMINS ENGINE ROTATING TOOL

See Page 29



## 99100 FUEL INJECTION 6 POINT FLARE NUT SOCKET

See Page 31



## 99800A FAN CLUTCH PULLEY HOLDER

See Page 31



# FORD

## 10500 PARKING BRAKE CABLE COUPLER DISCONNECTING / CONNECTING TOOL

See Page 5



## 10900 FAN CLUTCH WRENCH

See Page 5



## 11400 FORD POWER STROKE 6.7L DIESEL INJECTOR SOCKETS

See Page 7



## 11880 HEAVY-DUTY PITMAN ARM POPPER

See Page 8



## 12250 FORD 6.4L TURBO ARM PULLER

See Page 9



# FORD

**13800 FORD 6.0L TENSIONER WRENCH**

See Page 12



**61600 FAN CLUTCH WRENCH**

See Page 14



**68450 SPARK PLUG BOOT REMOVER**

See Page 22



**90250 SERPENTINE BELT TENSIONER**

See Page 27



**95210 FAN CLUTCH WRENCH 36mm & 48mm**

See Page 29 & 32



**95260 FAN CLUTCH WRENCH 40mm**

See Page 29 & 32



# LARGE TRUCKS

**13900 (13910, 13920) FUEL LINE SOCKETS 6 POINT FOR CUMMINS ENGINES**

See Page 12



**15500, 15510, 15520 NOX AND SOOT SENSORS**

See Page 12



**61600 FAN CLUTCH WRENCH**

See Page 14



**66150 FLARE NUT WRENCH FOR CUMMINS DIESEL ENGINE COMMON RAIL INJECTION**

See Page 19



**67400 BENDIX BRAKE VALVE HOLDER**

See Page 20



**88550 HEAVY DUTY 36mm FAN CLUTCH WRENCH**

See Page 26



**89100, 89150 CUMMINS SPECIAL OFFSET WRENCH 13mm 10mm**

See Page 26



**95650A CUMMINS ENGINE ROTATING TOOL**

See Page 29



**99100 FUEL INJECTION 6 POINT FLARE NUT SOCKET**

See Page 31





**10950 HONDA / ACURA SERPENTINE BELT TENSIONER**

See Page 5



**60100A HONDA /ACURA 4" OFFSET HARMONIC DAMPER PULLEY HOLDING TOOL 50mm**

See Page 13



**65100 HONDA / ACURA BUSHING X-TRACTOR™ REMOVAL AND INSTALLATION KIT**

See Page 18



**65130 HONDA / ACURA BUSHING X-TRACTOR™ REMOVAL AND INSTALLATION UPDATE KIT**

See Page 18, 34



**65650 HONDA / ACURA AIR HAMMER SHIFT LINKAGE PIN R&R TOOL**

See Page 19




**66750B SHIELDED OXYGEN & AIR FUEL SENSOR SOCKET**

See Page 20



**68100 HONDA /ACURA FRONT LOWER COMPLIANCE BUSHING R&R TOOL**

See Page 21



**68600A AIR HAMMER BALL JOINT R&R TOOL**

See Page 22



**88800, 88950 UNIVERSAL VALVE ADJUSTMENT TOOL 10mm, 12mm**

See Page 26



**89800 FUEL FILTER BANJO BOLT SOCKET**

See Page 27



**96800 CAMSHAFT PULLEY HOLDING TOOL**

See Page 30



**10200 TOYOTA "TOP ACCESS" SERPENTINE BELT TENSIONER WRENCH**

See Page 5



**11500 CAMSHAFT PULLEY HOLDING TOOL**

See Page 7



**13500 TOYOTA WATER PUMP PULLEY WRENCH**

See Page 11



**15800 TOYOTA SERPENTINE BELT WRENCH**

See Page 13



**63800 CAM SEAL INSTALLER**

See Page 16



**64300 LEXUS & TOYOTA HARMONIC DAMPER PULLEY HOLDING TOOL**

See Page 16



**64400 TOYOTA HARMONIC DAMPER HOLDING TOOL**

See Page 16



**65400 LEXUS & TOYOTA FRONT AXLE LOCK NUT REMOVER KIT**

See Page 18



**65510 TOYOTA / LEXUS V6 CAM SEAL R&R TOOL**

See Page 19



**66750B SHIELDED OXYGEN & AIR FUEL SENSOR SOCKET**

See Page 20



**68960 TOYOTA / LEXUS 39mm12 POINT SOCKET AXLE NUT**

See Page 23



**88250 TOYOTA / LEXUS VALVE ADJUSTMENT TOOLS**

See Page 26



**88800, 88950 UNIVERSAL VALVE ADJUSTMENT TOOL 10mm, 12mm**

See Page 26



**96800 CAMSHAFT PULLEY HOLDING TOOL**

See Page 30



**97300 TIMING BELT TENSIONER**

See Page 30



# NISSAN • HYUNDAI • SUBARU

## 11500 CAMSHAFT PULLEY HOLDING TOOL

See Page 7



## 63800 CAM SEAL INSTALLER

See Page 16



## 64900A UPGRADED HARMONIC DAMPER PULLEY PULLER

See Page 17



## 66750B SHIELDED OXYGEN & AIR FUEL SENSOR SOCKET

See Page 20



## 88800, 88950 UNIVERSAL VALVE ADJUSTMENT TOOL 12mm, 10mm

See Page 26



## 96800 CAMSHAFT PULLEY HOLDING TOOL

See Page 30



## 98700 MITSUBISHI, HYUNDAI & EAGLE TENSION PULLEY SPANNER WRENCH

See Page 30



# MAZDA • MITSUBISHI

## 61600 FAN CLUTCH WRENCH

See Page 14



## 63800 CAM SEAL INSTALLER

See Page 16



## 66750B SHIELDED OXYGEN & AIR FUEL SENSOR SOCKET

See Page 20



## 95210 FAN CLUTCH WRENCH 36mm & 48mm

See Page 29 & 32



## 98700 MITSUBISHI, HYUNDAI & EAGLE TENSION PULLEY SPANNER WRENCH

See Page 30



## 99700 DOHC VALVE LIFTER REMOVAL TOOL

See Page 31



# AUDI

## 11250 FAN CLUTCH WRENCH

See Page 7



## 12200 VW / AUDI DIESEL INJECTOR PULLER

See Page 9



## 12700 & 12730 AUDI, BMW, VW BRAKE BLEEDER WRENCHES 11mm

See Page 9



## 12900 AUDI, BMW, VW, PORSCHE ALIGNMENT WRENCH

See Page 9



## 61600 FAN CLUTCH WRENCH

See Page 14



## 62100 AUDI, BMW, VW FAN CLUTCH WRENCH

See Page 15



## 62400 AUDI & VW TENSION PULLEY SPANNER WRENCH

See Page 15



## 67600 AUDI & VW TIMING BELT PULLEY HOLDER

See Page 20



## 67650 AUDI & VW TIMING BELT TENSIONER RELEASE TOOL

See Page 21



## 68950 AUDI, BMW & VW 32mm 12 POINT DEEP SOCKET AXLE NUT

See Page 23



## 83400 CIS FUEL INJECTOR PULLER

See Page 25



## 86400 AUDI & VW TENSION PULLEY SPANNER WRENCH

See Page 25



## 87300 VW & AUDI STRUT SHOCK NUT SOCKET

See Page 25



## 89250 MASTER CYLINDER PRESSURE CAP

See Page 27



## 92350 NARROW ACCESS VALVE STEM SEAL REMOVAL PLIERS

See Page 28



## 96280 AUDI & VW POWER STEERING & WATER PUMP PULLEY REMOVAL & REPLACEMENT AID

See Page 29



# BMW

## 11800 BMW INJECTOR PULLER

See Page 8



## 12500 BMW T-60 TORX SERPENTINE BELT TENSIONER TOOL

See Page 9



## 12700 & 12710 AUDI, BMW, VW BRAKE BLEEDER WRENCHES 11mm

See Page 9



## 12900 AUDI, BMW, VW, PORSCHE ALIGNMENT WRENCH

See Page 10



## 13400, 13410, 13420 BMW INJECTOR LINE SOCKETS 14mm & 17mm 12 POINT 3/8" DRIVE

See Page 11



## 61600 FAN CLUTCH WRENCH

See Page 14



## 62100 AUDI, BMW, VW FAN CLUTCH WRENCH

See Page 15



## 62200 BMW REAR TOE ADJUSTER

See Page 15



## 63100 BMW "A" ARM THRUST BUSHING WRENCH

See Page 15



## 68950 AUDI, BMW & VW 32mm 12 POINT DEEP SOCKET AXLE NUT

See Page 23



## 89250 MASTER CYLINDER PRESSURE CAP

See Page 27



## 92350 NARROW ACCESS VALVE STEM SEAL REMOVAL PLIERS

See Page 28



# MERCEDES BENZ

## 12800 MERCEDES BENZ 272 /273 CAM LOCK

See Page 10



# PORSCHE

## 12900 AUDI, BMW, VW, PORSCHE ALIGNMENT WRENCH

See Page 10



## 80350 PORSCHE & VW FLYWHEEL LOCK

See Page 25



## 83400 CIS FUEL INJECTOR PULLER

See Page 25



## 92350 NARROW ACCESS VALVE STEM SEAL REMOVAL PLIERS

See Page 28



# VOLVO

**10950 HONDA / ACURA / VOLVO SERPENTINE BELT TENSIONER**  
See Page 5



**69800 VOVLO FUEL PUMP SOCKET**  
See Page 23



**89250 MASTER CYLINDER PRESSURE CAP**  
See Page 27



**92350 NARROW ACCESS VALVE STEM SEAL REMOVAL PLIERS**  
See Page 28



# VW

**12200 VW / AUDI DIESEL INJECTOR PULLER**  
See Page 9



**12700 & 12720 AUDI, BMW, VW BRAKE BLEEDER WRENCHES 11mm**  
See Page 9



**12900 AUDI, BMW, VW, PORSCHE ALIGNMENT WRENCH**  
See Page 10



**62400 AUDI & VW TENSION PULLEY SPANNER WRENCH**  
See Page 15



**67600 AUDI & VW TIMING BELT PULLEY HOLDER**  
See Page 20



**67650 AUDI & VW TIMING BELT TENSIONER RELEASE TOOL**  
See Page 21



**68950 AUDI, BMW & VW 32mm 12 POINT DEEP SOCKET AXLE NUT**  
See Page 23



**79100A VW MULTIPLE USE CRANKSHAFT GEAR PULLEY**  
See Page 24



**79400A VW VALVE SPRING REMOVAL TOOL**  
See Page 24



**83400 CIS FUEL INJECTOR PULLER**  
See Page 25



# VW

**86400** AUDI & VW TENSION PULLEY SPANNER WRENCH

See Page 25



**87300** VW & AUDI STRUT SHOCK NUT SOCKET

See Page 25



**88900** UNIVERSAL VALVE ADJUSTMENT TOOL 13mm

See Page 26



**89250** MASTER CYLINDER PRESSURE CAP

See Page 27



**92350** NARROW ACCESS VALVE STEM SEAL REMOVAL PLIERS

See Page 28



**96280** AUDI & VW POWER STEERING & WATER PUMP PULLEY REMOVAL & REPLACEMENT AID

See Page 29



# MOTORCYCLES

**63850** MOTORCYCLE AXLE WRENCH

See Page 16



**67250** HARLEY DAVIDSON FRONT FORK CAP TOOL

See Page 20



# REPLACEMENT PARTS

## 11000 & 11000A

MOBILE HYDRAULIC PRESS TOOL SETS

## 11010 44 PIECE HYDRAULIC RAM SET

11010-FS	FRAME + SPINDLE
11010-SPINDLE	UPGRADED 20MM SPINDLE FOR RAM
11010-SPINDLE TIP	UPGRADED TIP FOR SPINDLE
11010-36	18.2 TON HYDRAULIC CYLINDER
11010-01	DEEP SOCKET D26*d18*110L-BLACK
11010-02	DEEP SOCKET D34*d26*110L-BLACK
11010-03	DEEP SOCKET D30*d22*110L-BLACK
11010-04	DEEP SOCKET D32*d24*110L-BLACK
11010-05	DEEP SOCKET D36*d28*110L-BLACK
11010-06	DEEP SOCKET D36*d28*110L-BLACK
11010-07	DEEP SOCKET D38*d30*110L-BLACK
11010-08	DEEP SOCKET D40*d32*110L-BLACK
11010-09	DEEP SOCKET D42*d34*110L-BLACK
11010-10	DEEP SOCKET D44*d36*110L-BLACK
11010-11	DEEP SOCKET D46*d38*110L-BLACK
11010-12	DEEP SOCKET D48*d40*110L-BLACK
11010-13	DEEP SOCKET D50*d42*110L-BLACK
11010-14	DEEP SOCKET D52*d44*110L-BLACK
11010-15	DEEP SOCKET D54*d46*110L-BLACK
11010-16	DEEP SOCKET D56*d48*110L-BLACK
11010-17	DEEP SOCKET D58*d50*110L-BLACK
11010-18	DEEP SOCKET D60*d52*110L-BLACK
11010-19	DEEP SOCKET D62*d54*110L-BLACK
11010-20	DEEP SOCKET D64*d18*110L-BLACK
11010-21	DEEP SOCKET D66*d58*110L-BLACK
11010-22	DEEP SOCKET D68*d60*110L-BLACK
11010-01A	SOCKET D28*d18*40L-GOLD
11010-02A	SOCKET D28*d20*40L-GOLD
11010-03A	SOCKET D30*d22*40L-GOLD
11010-04A	SOCKET D32*d24*40L-GOLD
11010-05A	SOCKET D34*d26*40L-GOLD
11010-06A	SOCKET D36*d28*40L-GOLD
11010-07A	SOCKET D38*d30*40L-GOLD
11010-08A	SOCKET D40*d32*40L-GOLD
11010-09A	SOCKET D42*d34*40L-GOLD
11010-10A	SOCKET D44*d36*40L-GOLD
11010-11A	SOCKET D46*d38*40L-GOLD
11010-12A	SOCKET D48*d40*40L-GOLD
11010-13A	SOCKET D50*d42*40L-GOLD
11010-14A	SOCKET D52*d44*40L-GOLD
11010-15A	SOCKET D54*d46*40L-GOLD
11010-16A	SOCKET D56*d48*40L-GOLD
11010-17A	SOCKET D58*d50*40L-GOLD
11010-18A	SOCKET D60*d52*40L-GOLD
11010-19A	SOCKET D62*d54*40L-GOLD
11010-20A	SOCKET D64*d56*40L-GOLD
11010-21A	SOCKET D66*d58*40L-GOLD
11010-22A	SOCKET D68*d60*40L-GOLD

## HOSE COUPLER

11040-2 COUPLER 3/8"

## 11070 LARGE CUP KIT

11070-0	Blow Molded Case
11070-51	DEEP SOCKET D72*d62*110L-BLACK
11070-52	DEEP SOCKET D72*d64*110L-BLACK
11070-53	DEEP SOCKET D74*d66*110L-BLACK
11070-54	DEEP SOCKET D76*d68*110L-BLACK
11070-55	DEEP SOCKET D78*d70*110L-BLACK
11070-56	DEEP SOCKET D80*d72*110L-BLACK
11070-57	DEEP SOCKET D82*d74*110L-BLACK
11070-58	DEEP SOCKET D84*d76*110L-BLACK
11070-59	DEEP SOCKET D86*d78*110L-BLACK
11070-60	DEEP SOCKET D88*d80*110L-BLACK
11070-51A	SOCKET D70*d62*40L-GOLD
11070-52A	SOCKET D72*d64*40L-GOLD
11070-53A	SOCKET D74*d66*40L-GOLD
11070-54A	SOCKET D76*d68*40L-GOLD
11070-55A	SOCKET D78*d70*40L-GOLD
11070-56A	SOCKET D80*d72*40L-GOLD
11070-57A	SOCKET D82*d74*40L-GOLD
11070-58A	SOCKET D84*d76*40L-GOLD
11070-59A	SOCKET D86*d78*40L-GOLD
11070-60A	SOCKET D88*d80*40L-GOLD

## 11080 4 PIECE PULLER ROD KIT

11080-31	SPARE M10*1.5P PULLER SPINDLE
11080-32	SPARE M12*1.75P PULLER SPINDLE
11080-33	SPARE M14*2.0P PULLER SPINDLE
11080-34	SPARE M16*2.0P PULLER SPINDLE

## 11100 MANUAL BUSHING R&R TOOL SET

11100-01A	PAD WITH 3 HOLES (A,B side)
11100-02	ACME SPINDLE M10XP1.5 (450mmL)
11100-03	ACME SPINDLE M12XP1.75(450mmL)
11100-04	ACME SPINDLE M14XP2.0 (450mmL)
11100-05	ACME SPINDLE M16XP2.0 (450mmL)
11100-06	PRESS ADAPTOR
11100-75	D85*d75 GOLD SLEEVE (95mmL)
11100-80	D90*d80 GOLD SLEEVE (95mmL)
11100-34	SLEEVE D44*d34*95L (GOLD)
11100-36	SLEEVE D46*d36*95L (GOLD)
11100-38	SLEEVE D48*d38*95L (SILVER)

11100-40	SLEEVE D50*d40*95L (SILVER)
11100-42	SLEEVE D52*d42*95L (SILVER)
11100-44	SLEEVE D54*d44*95L (GOLD)
11100-46	SLEEVE D56*d46*95L (GOLD)
11100-48	SLEEVE D58*d48*95L (GOLD)
11100-50	SLEEVE D60*d50*95L (SILVER)
11100-52	SLEEVE D62*d52*95L (SILVER)
11100-54	SLEEVE D64*d54*95L (SILVER)
11100-56	SLEEVE D66*d56*95L (GOLD)
11100-58	SLEEVE D68*d58*95L (GOLD)
11100-60	SLEEVE D70*d60*95L (GOLD)
11100-62	SLEEVE D72*d62*95L (SILVER)
11100-64	SLEEVE D74*d64*95L (SILVER)
11100-66	SLEEVE D76*d66*95L (SILVER)
11100-68	SLEEVE D78*d68*95L (GOLD)
11100-70	SLEEVE D80*d70*95L (GOLD)
11100-72	SLEEVE D82*d72*95L (GOLD)
11100-BEARING	BEARING ASSEMBLY

## 11700 DURAMAX LB7 INJECTOR PULLER

11700-1	PULLER BODY
11700-2	SPECIAL NUT
11700-3	BRIDGE
11750-1	REMOVAL FORK
11700-0-T	BLOW MOLDED BOX
100-3/8-16 X 2	FULLY THREADED BOLT
200-3/8-16	NUT HEX

## 12200 VW/ AUDI INJECTOR PULLER

12200-1	PULLER FOOT
12200-2	14mm-18mm THREADED ADAPTER
12200-3	PULLER YOKE
12200-4	PULLER YOKE ADAPTER
12200-5	SLIDE WEIGHT
12200-6	SLIDE SHAFT
12200-0-T	BLOW MOLDED BOX
400-1/400-87-G	SNAP RING 7/8 EXTERNAL
270-8mm	ACORN NUT

## 13350 CAMARO 3.6L HARMONIC DAMPER PULLEY PULLER

97400-1-T	PULLEY PULLER HUB
13350-1	PULLEY PULLER LEG FOR GM
97400-3-T	CENTER BOLT
97400-5-T	CLEVIS PIN
97400-6	PULLEY PULLER PUSH ROD 4.0"
97400-4	PULLEY PULLER PUSH ROD 5.5"
97400-7	PULLEY PULLER PUSH ROD 7.5"
64900-8	PULLEY PULLER PUSH ROD 6.5"
64900-0-T	BLOW MOLDED BOX

## 13450 DODGE 5.7 & 3.5L HARMONIC DAMPER PULLEY PULLER

97400-1-T	PULLEY PULLER HUB
13450-1	PULLEY PULLER LEG DODGE 5.7L
97400-3-T	CENTER BOLT
97400-5-T	CLEVIS PIN
97400-6	PULLEY PULLER PUSH ROD 4.0"
97400-4	PULLEY PULLER PUSH ROD 5.5"
97400-7	PULLEY PULLER PUSH ROD 7.5"
64900-8	PULLEY PULLER PUSH ROD 6.5"
64900-0-T	BLOW MOLDED BOX

## 63800 TOYOTA / LEXUS / MAZDA / NISSAN CAM SEAL INSTALLER

63800-1	CAM SEAL INSTALLER CUP
63800-2	2.50" LONG 1/2X20 - M12X1.25 SET
63800-3	2.50" LONG 1/2X20 - M10X1.25 SET
63800-3	SCREW
200-1/2-20	HEX NUT
300-1/2 ID	WASHER WASHER

## 64900A HARMONIC DAMPER PULLEY PULLER

97400-1-T	PULLEY PULLER HUB
64900A-1	PULLEY PULLER ARM (SILVER)
97400-3-T	CENTER BOLT
97400-5-T	CLEVIS PIN
97400-6	PULLEY PULLER PUSH ROD 4.0"
97400-4	PULLEY PULLER PUSH ROD 5.5"
97400-7	PULLEY PULLER PUSH ROD 7.5"
64900-8	PULLEY PULLER PUSH ROD 6.5"
64900-0-T	BLOW MOLDED BOX

## 65100 & 65130 HONDA / ACURA BUSHING X-TRACTOR™

65100-1-MA	CUP
65100-9	PULLER ASSEMBLY
65100-5-T	BOLT WITH TIP
65120	ACURA INTEGRA ADAPTER (65130 only)
65100-0-T	BLOW MOLDED BOX
65110	REPLACEMENT CABLE

## 65510 TOYOTA / LEXUS CAM SEAL R&R TOOL

65500-2	REMOVER CUP
63800-2	THREADED STEP STUD
65500-4-MA-C	REMOVAL STUD
63800-1	INSTALLER CUP
200-1/2-20	HEX NUT

300-1/2 ID WASHER WASHER

65510-0-TR BLOW MOLDED BOX

## 65550 GM OIL PUMP DRIVE REMOVAL TOOL

65550-2	OIL PUMP REMOVAL PLATE
65550-3-MA-C	LOCKING STUD
65550-6-MA-C	EXTRACTOR STUD

## 67600 VW / AUDI TIMING BELT PULLEY HOLDER

150-M8X1.25X35	BOLT M8X1.25X35
350-8mm	WASHER 8mm

## 67650 VW / AUDI TIMING BELT TENSIONER RELEASE TOOL

97300-5 LOCK PIN

## 68100 HONDA/ACURA FRONT LOWER COMPLIANCE BUSHING TOOL

68100-2	BUSHING R&R PISTON
68100-5-C	BOLT 14mm 2.0X9"
68100-6-C	BUSHING R&R 59mm CUP
68100-7-C	BUSHING R&R 74mm CUP
68100-8-C	NUT 14 mm 2.0X45mm
68100-0-T	BLOW MOLDED BOX
68100BK	BOLT AND NUT KIT

## 68500A GM STEERING PUMP SEAL REMOVER

68500-1	REMOVER CUP
68500-2-C	REMOVAL STUD
68500-3-C	THREADED STEP
68500-4	SEAL INSTALLER
200-1/2-20	HEX NUT
65500-0-T-R	BLOW MOLDED BOX

## 86100B UNIVERSAL BRAKE CALIPER KIT

85250-1	STUD 7/8 - 9 X 6"
85250-2	RETAINING "C" RING FOR STUD
85250-3	1/4" PLATE
85250-4	NUT 7/8" - 9 X 3"
85250-5	SNAP RING 1-1/8"
85250-7	ADAPTER #1
85250-8	ADAPTER #2
85250-9A	ADAPTER #3
85250-10	ASSEMBLED MAIN BODY (INCLUDES 85250-1 THROUGH 85250-5)
86150-4	ADAPTER #4
86150-5	ADAPTER #5
86150-6	ADAPTER #6
86100B-7	ADAPTER #7

## 91400B UNIVERSAL VALVE SPRING COMPRESSOR

91400B-1-C	HEX MAIN BAR
91400-2	STAND (2 required)
91400-2A	DEPRESSING STUD
91400-3A	ARM
91400-4-C	DOUBLE HEX SLIDE (2 required)
91400-5-C	SMALL LEVER ARM
91400A-0-TR	BLOW MOLDED BOX
500-1/4X1	CLEVIS PIN (3 required)

## 97300 TIMING BELT TENSIONER

97300-5 LOCK PIN



# NEW TOOL SUBMISSION FORM

## NEW TOOL IDEA SUBMISSION FORMS

Thank you for your interest in having Schley Products Inc. review your automotive hand tool idea. Schley Products is a leader in bringing new products to the market over the past several years. Our development time for products is unparalleled which can result in award or royalty payments sooner for the inventor. Our wide base of distribution includes private labeling for major mobile tool suppliers and includes direct supply to new car manufactures for their dealerships.

Schley Products evaluates new products using a number of steps. These steps include market research that determines whether there is good potential for your idea. Market potential includes looking at areas such as; a precise solution to a problem, originality and uniqueness, making a job easier, or a better design of a present tool.

If we determine your idea has good market potential, we will offer an award or royalty agreement. The amount of the award or royalty bases itself on the market potential of your idea. The decision of Schley Products Inc., with respect to the award or royalty, is solely at the discretion of Schley Products Inc., and is final.

Following you'll find an IDEA SUBMISSION POLICY & IDEA SUBMISSION AGREEMENT You can fill out and send in to us with a working model, photograph or drawing of your idea. This will help benefit the market research phase of the development process. In order to gain full protection for your idea you can file for patent protection prior to submitting your idea. However, most of the inventors that we have dealt with over the years have not taken this route initially. They have relied on Schley's reputation for treating inventors fairly and have found it unnecessary to go the expense of filing a patent application until such time as it becomes apparent that the idea is marketable and further protection is desirable.

**January 1, 2016**

Schley Products Inc., appreciates the opportunity to review and evaluate new products and new ideas presented to it. Schley Products strives to give intelligent consideration and to deal frankly and fairly with those persons and organizations who make such presentations. Schley Products employs a staff of creative designers and engineers who originate and create, engineer and produce ideas and new products and who develop methods and techniques of improving those products already in production. This staff may have developed or have had suggested or will have suggestions to them a product or process similar to or identical with that which you wish Schley Products to consider. You can understand that Schley Products cannot and will not become obligated to pay for products and ideas that are already available to it. Accordingly, and in order to ensure against any misunderstandings, it is necessary to set forth the terms and conditions upon which Schley Products will review and evaluate your suggestions and samples of new products and new ideas.

Prior to signing the attached IDEA SUBMISSION AGREEMENT, please be sure that you have read and fully understand the following terms and conditions which regulate and govern that basis of your presentation. These conditions are as follows:

1. Schley Products will review a new product or new idea only when the same is accompanied by the attached Idea Submission Agreement properly signed and filled out. A separate form must be submitted for each new product or idea. The form will not be returned, therefore, you should retain one copy for your own records.
2. If Schley Products elects not to further pursue your new product or new idea, we will attempt to return it to you, but Schley Products shall have no liability for any reason all or any portion of the presented material is not returned to you or if there is any damage to the presented material. Accordingly, you should retain a complete copy of all presented material for your own records.
3. The decision as to whether or not Schley Products will pursue the product or idea presented is solely within the discretion of Schley Products, this decision in such regard will be final and conclusive.
4. Should a new product or new idea be rejected, Schley Products has no obligation to disclose the reasons for such rejection since by such disclosure, Schley Products might be placed in a position of premature disclosure of its merchandising plans.
5. Schley Products cannot agree to hold your presentation in confidence for the reason that it must be disclosed to various employees and sometimes to those outside the company in order to determine its value and usefulness to Schley Products. Accordingly, is understood and agreed that no confidential relationship is expressed or implied by Schley Products acceptance of your presented materials for consideration and evaluation; and by presenting the subject materials, you hereby authorize Schley Products to disclose the same to such of its employees and to such other persons or entities as may be necessary or desirable for Schley Products, in its sole discretion, to determine the value and usefulness of the presented materials.
6. Schley Products has no obligation to compensate you for the idea or products described in the materials submitted, whether or not such ideas or products were already in the public domain or were previously known by Schley Products or its affiliates.
7. No officer, employee or representative of Schley Products is permitted to accept disclosure of an idea "in confidence" and no "confidential relation" may be established with the submitter.
8. Unless and until a mutually satisfactory agreement is signed extending rights in your idea or product suggestion, it is understood and agreed that you retain all rights afforded you by the patent, trademark, and copyright laws of the United States with respect to your idea or product suggestion.
9. Ordinarily, Schley Products will review a new product or new idea only when the same is presented in a tangible medium such as a sketch, written explanation and/or set of instructions, video, or prototype form.

The conditions given above have been established for the purpose of retaining the goodwill of the submitter and maintaining the good name of Schley Products Inc. If the submitter is willing to recognize the above conditions and sign the following Idea Submission Agreement, Schley Products Inc., will be glad to receive this disclosure and give it full consideration.

Thank you for your interest in our company.

Signature \_\_\_\_\_

Date \_\_\_\_\_

## Part Number Index

10200.....	5,42	13420.....	11,45	65400 .....	18,42	87300.....	25,44,47
10500.....	4,5,35,37,39	13450.....	11,38,48	65410.....	18	88150.....	26,36
10800.....	5,38	13451.....	11,34	65420.....	18	88250.....	26,42
10900.....	5,33,39	13500.....	4,11,42	65510.....	19,42,48	88250-6 .....	26
10950.....	5,41,46	13700.....	11,35	65550.....	19,38,48	88251.....	26
11000.....	6,48	13800.....	4,12,40	65650.....	19,41	88550.....	26,39,40
11000A .....	6,48	13900.....	12,40	66100.....	19,35	88750B.....	26,36
11010.....	6,48	13910.....	12,40	66110.....	19,35	88800.....	26,36,41,42,43
11015.....	6	13920.....	12,40	66120.....	19,35	88900.....	26,36,47
11020.....	6	14000.....	12,35	66130.....	19	88950 .....	26,36,41-43
11030.....	6	14300.....	4,12,37	66150.....	19,39,40	89100.....	26,39,40
11040-1.....	6,48	15500 .....	4,12,37,38,40	66200.....	20,38	89150.....	26,39,40
11050.....	6	15510.....	4,12,37,38,40	66750B .....	20,41,42,43	89250 .....	27,36,44-47
11060.....	6	15520 .....	4,12,37,38,40	67250.....	20,47	89800.....	27,41
11070.....	6,48	15700.....	4,12,38	67300.....	20, 25,35	90250.....	27,40
11080.....	6,48	15800.....	4,13,42	67380.....	20,35	90450.....	27,36
11090.....	6	60100A .....	13,41	67400.....	20,40	91100A .....	25,48
11100.....	7,35,48	61100.....	13,37	67600.....	20,44,46,48	91150.....	25,48
11250.....	7,33,38,44	61200.....	13,32	67650.....	21,44,46,48	91400B .....	27,34,36,48
11400.....	7,39	61260.....	13,32	67700.....	21,35	91410B.....	27,34,48
11500.....	7,42,43	61500B.....	13,32,33,37	67750.....	21,35	91400B-LDT.....	27,28,34
11600.....	8,35	61600 .....	14,32,33,37,39,40,43-45	67900.....	21,35	91900.....	28,36
11700.....	8,37,48	62000.....	14,32	68100.....	21,41,48	92350 .....	28,36,38,44-47
11800 .....	8,38,45	62020.....	14,32	68450.....	22,39,40	93480.....	28,38
11880.....	4,8,35,37,39	62050.....	14,32	68500A .....	22,38,48	93750B.....	28,36
12100.....	8,38	62100.....	15,33,44,45	68600A .....	22,41	94170A .....	28,36
12150.....	9,37	62200.....	15,45	68800.....	22,35,38	95210.....	29,32,33,39,40,43
12200.....	9,44,46,48	62400.....	15,44,46	68950.....	23,44-46	95260 .....	29,32,33,40
12250.....	9,39	62800.....	15,37	68960.....	23,42	95650A .....	29,39,40
12400.....	9,37	63100.....	15,45	69200.....	23,38	96280 .....	29,44,47
12500.....	9,45	63200.....	15,39	69250.....	23,38	96480.....	30,38
12700.....	9,44,45,46	63800.....	16,42,43,48	69610.....	23,35	96600 .....	30,36
12710.....	9,45	63850.....	16,47	69630 .....	23,35	96800.....	30,41,42,43
12720.....	9,46	64300.....	16,42	69800.....	23,46	97300 .....	30,42,48
12730.....	9,44	64400.....	16,42	79100A .....	24,46	98110.....	30,36
12800.....	10,45	64500.....	17,37	79400A.....	24,46	98700.....	30,43
12900.....	10,44-46	64700.....	17,37	80350.....	25,45	99100.....	31,39,40
13000.....	10,35	64900A .....	17,34,37,43,48	83400 .....	25,44-46	99700.....	31,43
13100.....	10,37	64910A .....	17,34,48	85250-10 .....	20,48	99800A .....	31,32,33,38,39
13300.....	10,37	65100.....	18,34,41,48	85250A .....	25,48		
13350.....	11,37,48	65120.....	18,34,48	86100B.....	25,36,48		
13351.....	11,34	65130.....	18,41,48	86100B-7.....	25,36,48		
13400.....	11,45	65150.....	18,38	86150.....	25,48		
13410.....	11,45	65350.....	18,35	86400.....	25,44,47		



©2016 SP Tools Inc.

# THE LEADER IN PROFIT PRODUCING TOOLS



17 TIME WINNER



12 TIME WINNER

