

BONES 3

En Assembly Instructions

3 Bike



#801



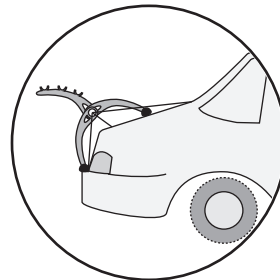


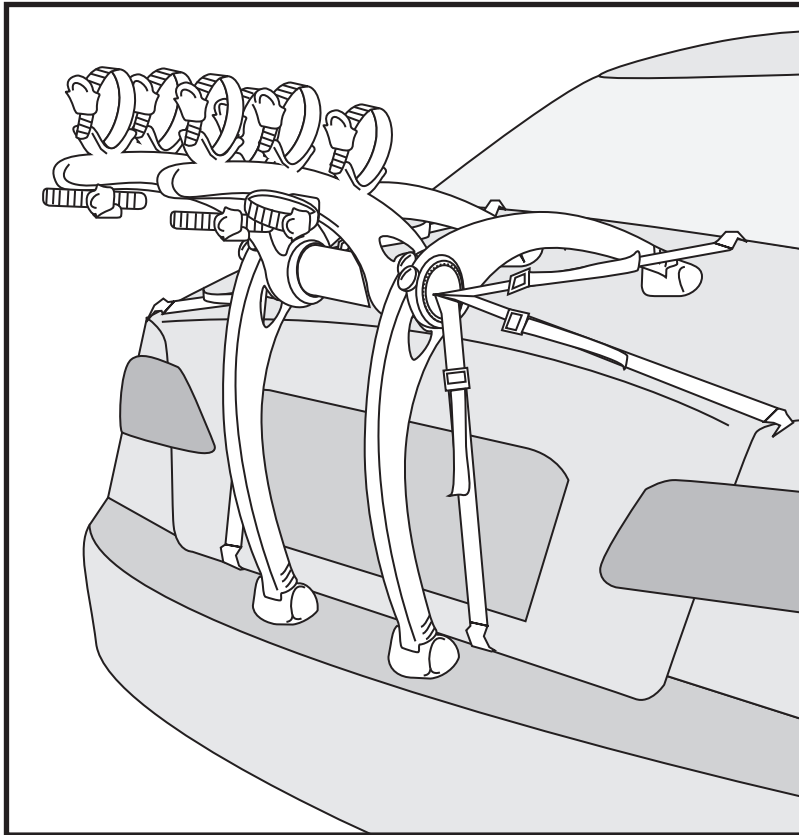
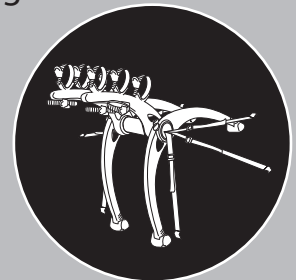
MAX=
35lbs/16kg



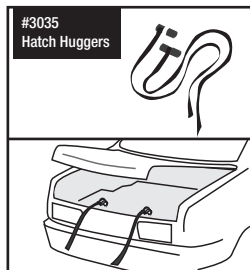

MAX=
105lbs/48kg



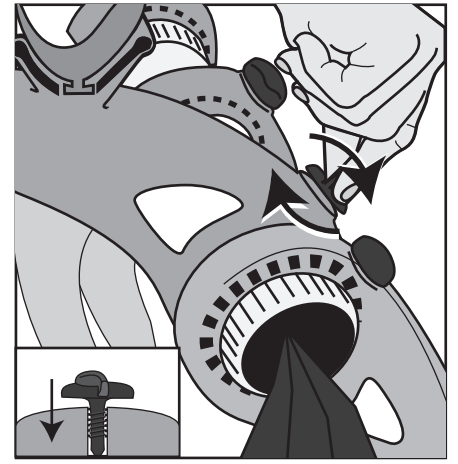
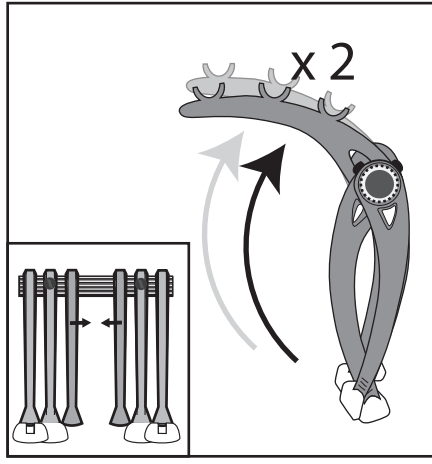
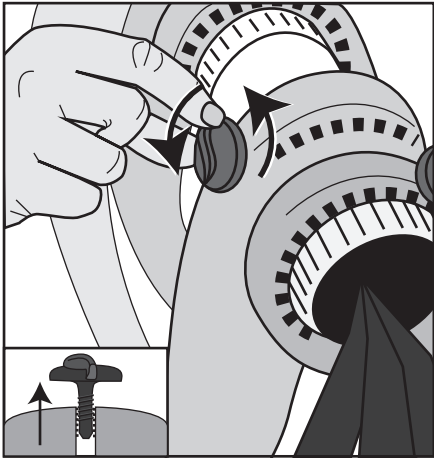
11lbs/5kg



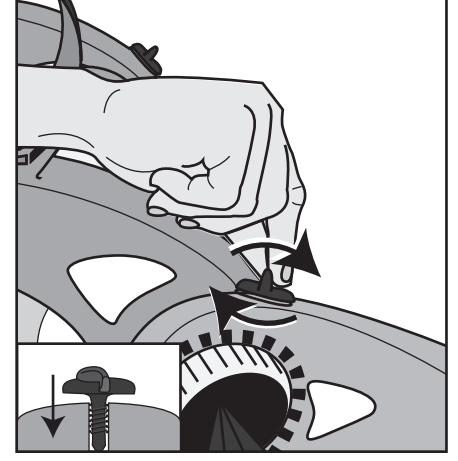
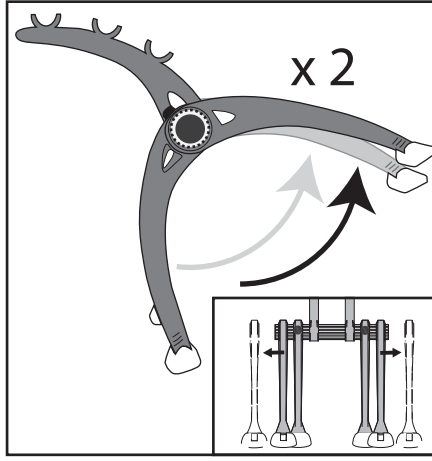
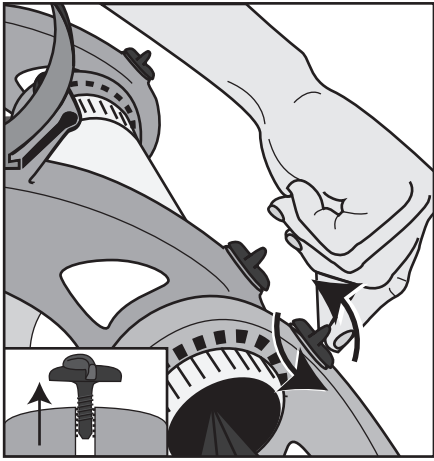
Accessories



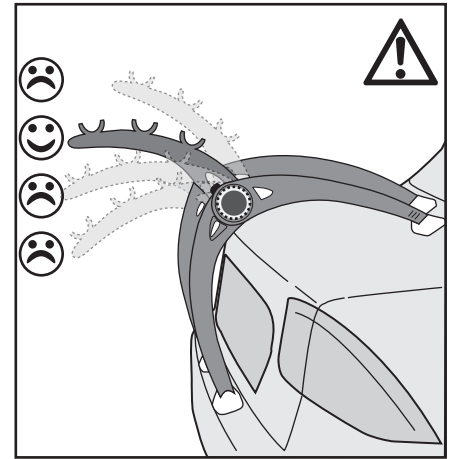
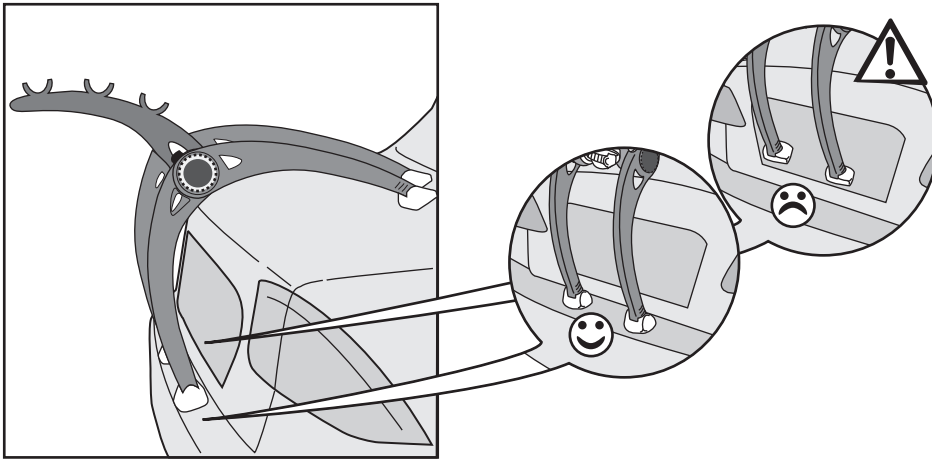
1



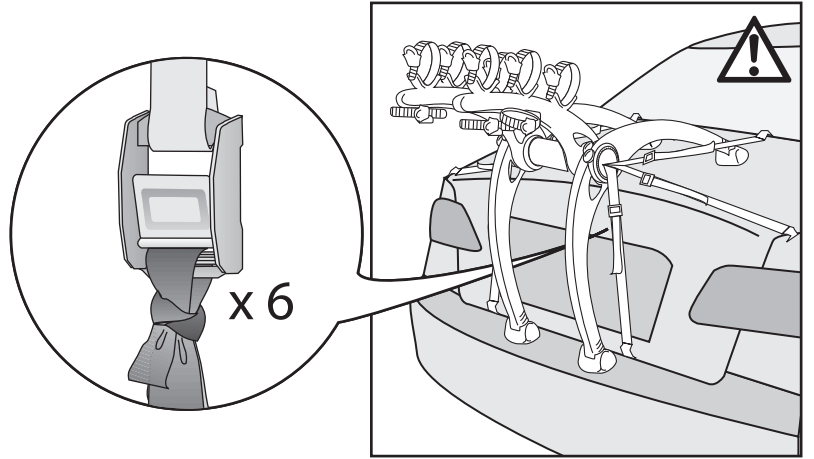
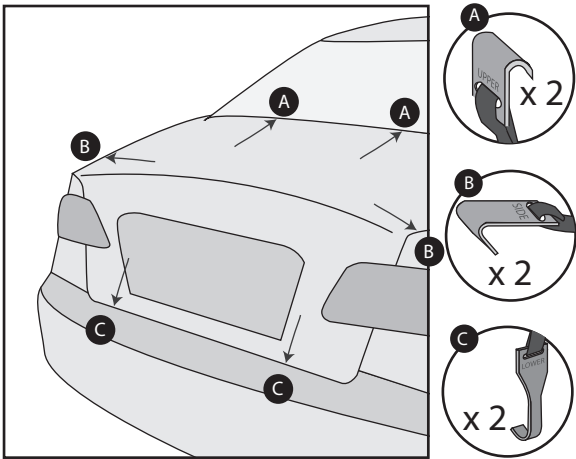
2



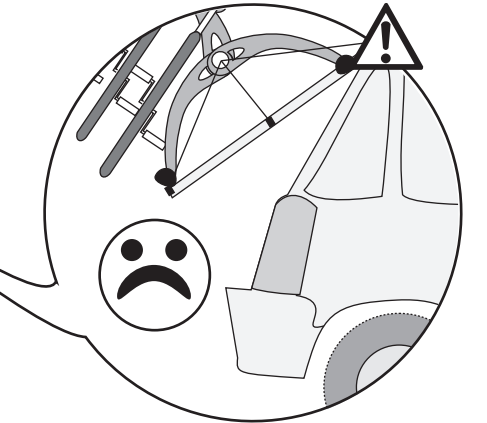

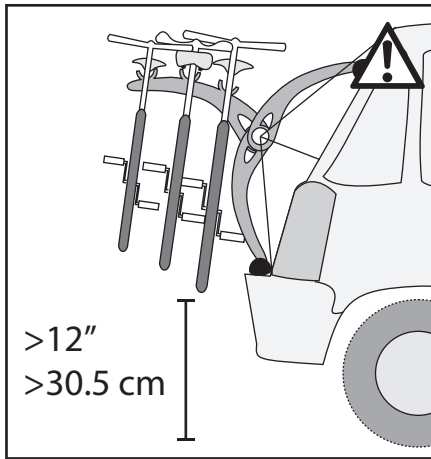
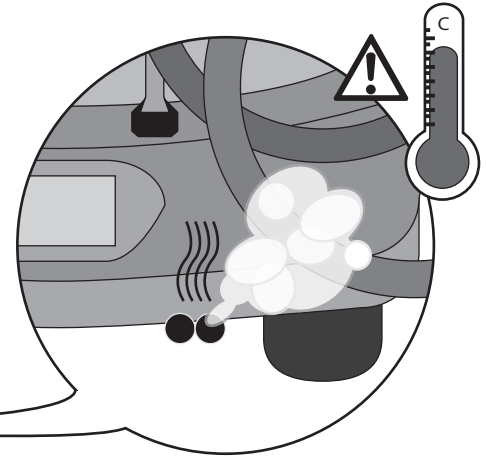

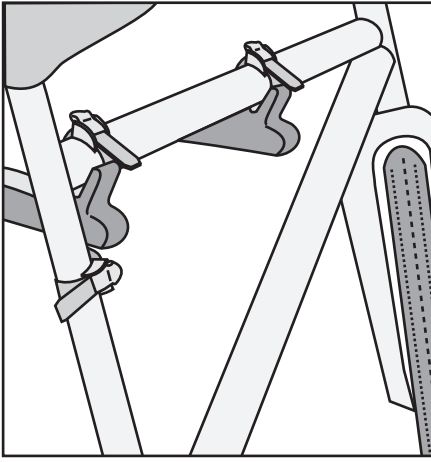
3



4



5



Technical Specifications

Bike carrier weight: 11lbs/5kg
Permitted load capacity: max 105lbs/48 kg
Max bike weight: 35 lbs/16 kg



En

CAUTIONS:

- All requirements for compatibility/fit as stated in the current Saris vehicle/carrier compatibility guide must be followed. (Available at any Saris dealer).
- Read and follow instructions carefully. Save owner's manual for future reference or parts information. Ensure that any other users of the bicycle carrier are familiar with their content.
- It's the end users responsibility to ensure that use of this product meets all local and state laws.
- License plate dimensions and lighting systems shall be type approved according to national regulation.
- When a lighting – signalling system is duplicated, it is important that the electrical connections shall be made in accordance with the state of the art and the recommendation of the vehicle manufacturer.
- When cleaning vehicle and rack, use only water soluble cleaners. Do not take rack through car wash.
- Make sure bike tires are not directly behind exhaust pipe.
- Do not mount to any type of trailer or towed vehicle.
- Prior to usage on the road, remove all loose parts from bicycle, including (but not limited to) child seat, basket, lock, light, pump, etc.
- This carrier is not recommended for off-road use or for use at speed exceeding 80 mph (130 km/h).
- The handling characteristics of a vehicle will change when a rear bicycles carrier is fitted and especially when it is loaded (in particular crosswind sensitivity, handling on bends and braking). Driving techniques should be altered to allow for these changes, reduce speed, especially on bends and allowing for longer braking distances.
- The vehicle's total length increases when the bike carrier is attached. The bikes themselves may increase the vehicle's total width and height. Take care when reversing and/or entering garages or ferries, etc.
- Do not open rear deck (trunk) with carrier installed.
- Remove carrier from vehicle when not in use.
- Rear window wipers may not be usable while carrier is attached to vehicle.
- This carrier is a bumper-supported bike rack. Bumper legs must rest on bumper.
- This carrier is constructed to carry standard-bike-frames. It is not intended for use with tandem or recumbent bicycles.
- Never place more than three bicycles (maximum weight 105lbs/48 kg on carrier. Secure

properly and adjust for even load distribution, loading the heaviest/biggest bike first and closest to the vehicle.

- Replace any mounting strap at the first sign of wear.
- Upper-hook straps must be parallel with the rear leg to prevent shifting.
- Central tube should be directly above bumper.
- No part of carrier, including straps, should ever come in contact with spoiler.
- To prevent potential damage, secure the front tires of bicycles (part number 3033 recommended).
- Tighten straps and buckles regularly during the journey.
- Saris absolves itself of responsibility for any personal injuries or consequential damage to property or wealth caused by incorrect fitting or use.

Warning and Disclaimer:

This carrier has been designed to carry bicycles on specific vehicles. Before installation, user must read and follow current Saris Fit Guide (available through Saris dealer) recommendations and enclosed instructions. Fit recommendations are based on vehicle's standard features; optional features may affect the fit recommendations. User must attach carrier correctly to the vehicle, check its attachment before each use, and inspect carrier parts for wear. Carrier's attachment to the vehicle is critical and beyond the control of the manufacturer. Manufacturer and seller expressly disclaim any and all liability for personal injury, property damage or loss, whether direct, indirect, or incidental, resulting from the incorrect attachment, improper use, inadequate maintenance, or neglect of this carrier.